

103155

J. DAVIS. CLOTHES-LINE HOLDER.

PATENTED MAY 17 1870

Fig. 1.

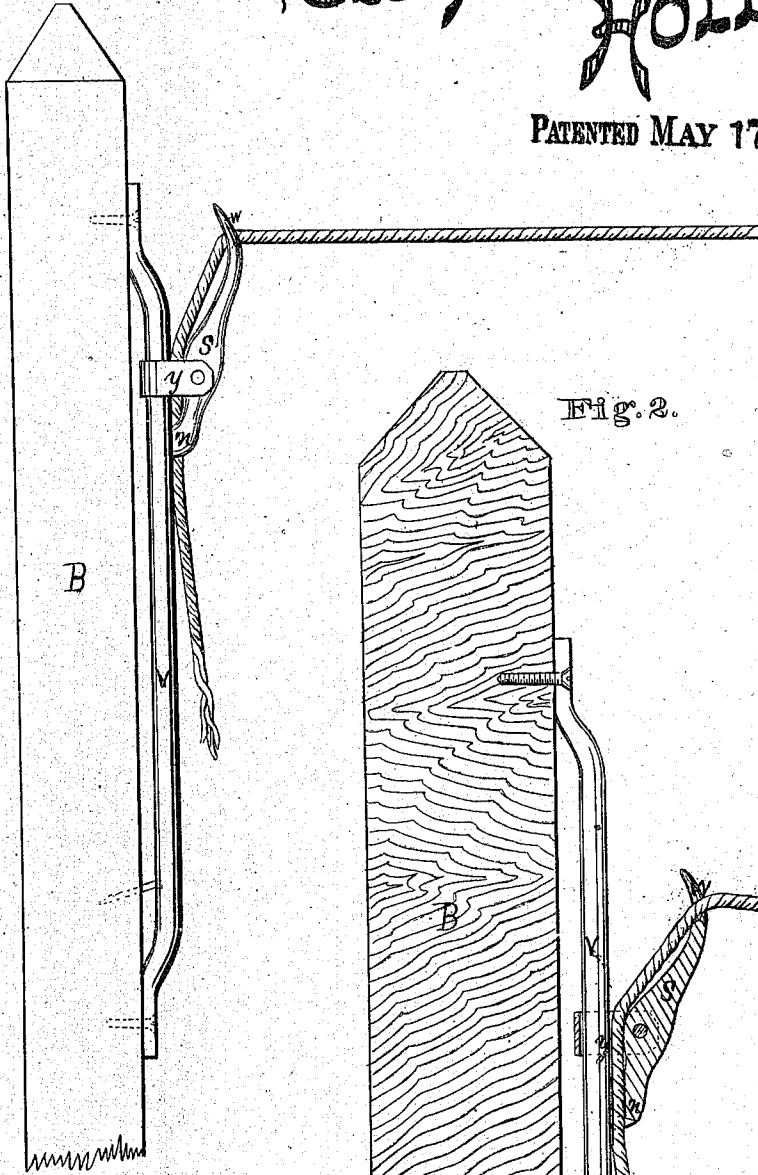
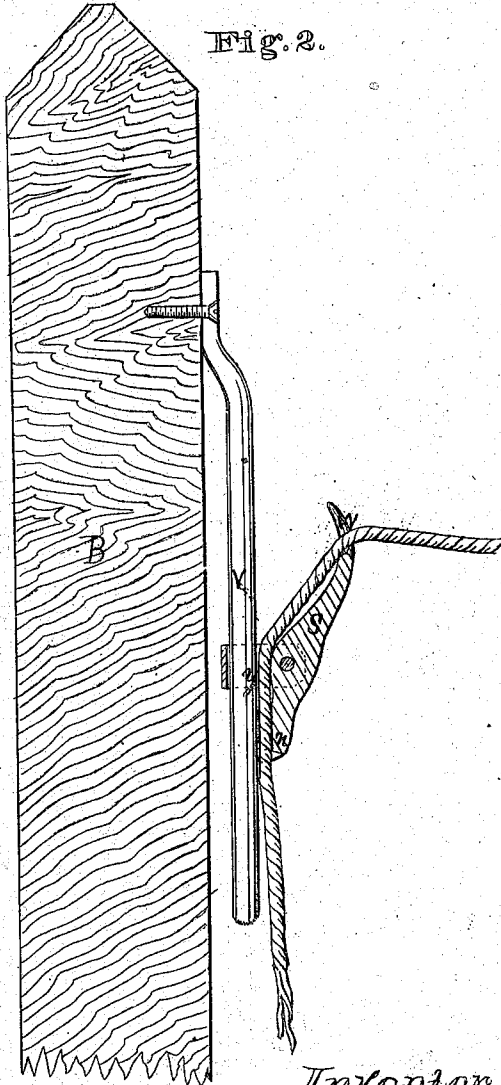


Fig. 2.



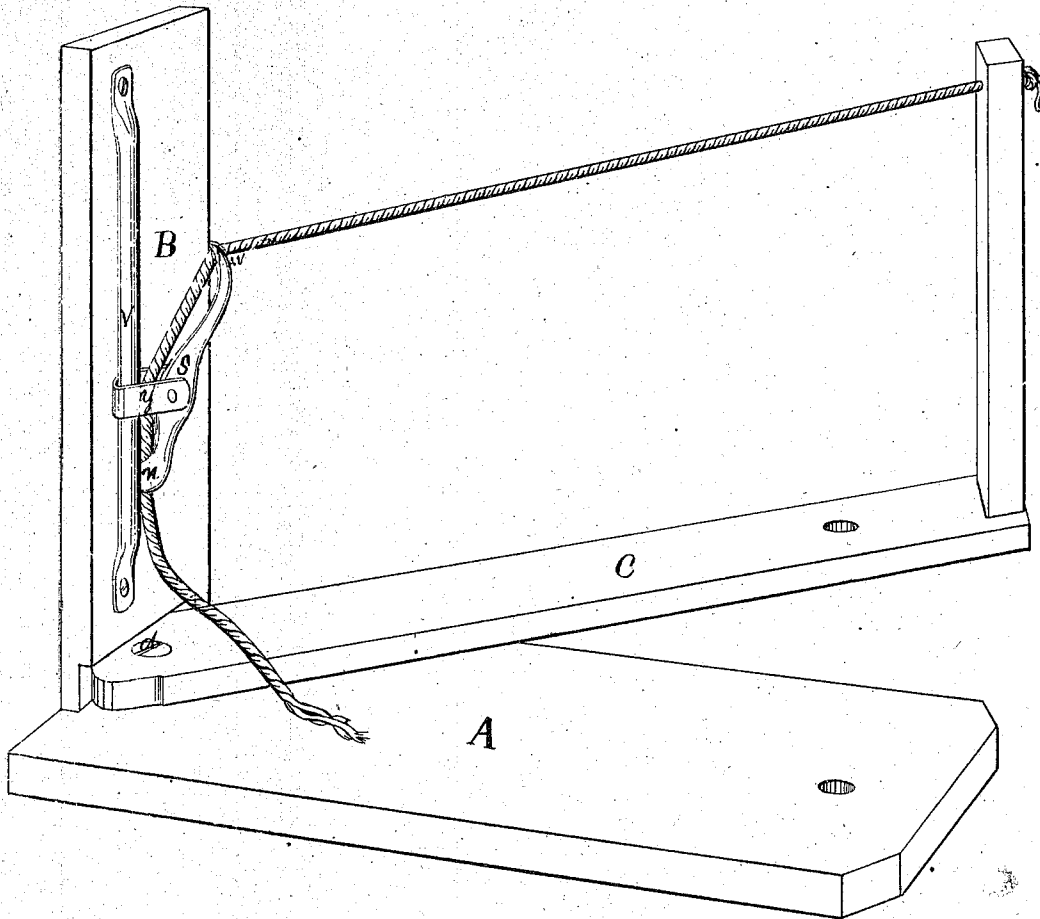
Witnesses.
Villette Anderson
Cha. Kenyon.

Inventor.
Joseph Davis
Chipman Hosmer & Co
Attorneys

103155

J. DAVIS. CLOTHES-LINE HOLDER.

Fig. 3.



Witnesses:
Wm. H. ...
Edward ...

Inventor:
Joseph Davis
Chipman ... & Co.
Attorneys.

United States Patent Office.

JOSEPH DAVIS, OF HARRISBURG, PENNSYLVANIA.

Letters Patent No. 103,155, dated May 17, 1870.

IMPROVED CLOTHES-LINE HOLDER.

The Schedule referred to in these Letters Patent and making part of the same

To all whom it may concern:

Be it known that I, JOSEPH DAVIS, of Harrisburg, in the county of Dauphin, and State of Pennsylvania, have invented a new and valuable Improvement in Clothes-Line Holders; and I do hereby declare that the following is a full, clear, and exact description of the construction and operation of the same, reference being had to the annexed drawing making a part of this specification, and to the letters and figures of reference marked thereon.

Figure 1 of the drawing is a side view of my fastening device.

Figure 2 is a sectional view of the same.

Figure 3 is a view of my invention in perspective.

My invention relates to clothes-driers, and consists in a novel arrangement of devices intended to serve as valuable aids in the laundry occupation referred to.

A of the drawing represents a bed-plate;

B, an upright standard; and

C, a swinging-gate pivoted to the bed-plate at *d*, as shown on fig. 3.

On the inner side of the standard B, I affix a bent rod or staple, *v*, in the manner represented on fig. 1, and arrange thereon the sliding staple *y*, as shown.

The letter *s* represents a dog, pivoted near its center to the staple *y*. The upper end of this dog is formed in the shape of a fork, while its lower end is hollowed out on the side next the rod *v*, so as to conform to the shape of said rod. I have marked the forked upper end of this dog *w*, on the drawing, and its lower hollowed or grooved side *n*.

The clothes-line is made fast to the upright standard of the gate, from whence it is passed downward through the forks *w*, the staple *y*, and the groove *n*.

The operator seizes the end of the clothes-line that extends below the groove *n*, and tightens it at will, or releases it therefrom, as the case may require.

This staple *y*, and the groove *n*, serve as means for adjusting the clothes-line at any desired altitude, upon the bent rod *r*.

The office of the swinging gate is to provide means by which the clothes upon the line may be swung into the proper position with regard to the wind. When desirable, a pin may be passed through the opening *h* of the gate and the opening *g* of the bed-plate, and thereby the gate held securely in place over said bed-plate. A longer pin, passed through opening *h*, may be forced into the ground, and said gate held firmly at such angle with the bed-plate as the operator may deem proper.

I claim as my invention—

The apparatus herein described, constructed with bed-plate A, standard B, gate C, staples *v* and *y*, and dog *s*, when arranged substantially as specified.

In testimony that I claim the above, I have hereunto subscribed my name in the presence of two witnesses.

JOSEPH DAVIS.

Witnesses:

W. H. H. LIEG,
M. S. BOWERS.