



US00D660753S

(12) **United States Design Patent**  
**Faghihzadeh**

(10) **Patent No.:** **US D660,753 S**

(45) **Date of Patent:** **\*\* May 29, 2012**

(54) **DECORATIVE ELEMENT FOR A VEHICLE**

(75) Inventor: **Nader Faghihzadeh**, Munich (DE)

(73) Assignee: **Bayerische Motoren Werke Aktiengesellschaft**, Munich (DE)

(\*\*) Term: **14 Years**

(21) Appl. No.: **29/371,107**

(22) Filed: **Oct. 21, 2010**

(30) **Foreign Application Priority Data**

Apr. 22, 2010 (DE) ..... 402010002400

(51) **LOC (9) Cl.** ..... **12-08**

(52) **U.S. Cl.** ..... **D12/190**

(58) **Field of Classification Search** ..... D12/190,  
D12/400, 90, 91, 92, 199, 197, 86, 171, 169,  
D12/163, 110, 114; D11/211, 81, 157, 133,  
D11/172; D20/11, 23, 24, 25, 30, 31, 32;  
293/102, 115; 40/413, 591, 592; 428/31

See application file for complete search history.

(56) **References Cited**

U.S. PATENT DOCUMENTS

D379,170 S *	5/1997	Moore et al.	.....	D12/190
D400,839 S *	11/1998	Moore et al.	.....	D12/190
D403,998 S *	1/1999	Hutzel et al.	.....	D12/190
D447,459 S *	9/2001	Oh	.....	D12/196
D483,298 S	12/2003	van Hooydonk		
D540,228 S *	4/2007	Lai	.....	D12/190
D545,258 S *	6/2007	Teng et al.	.....	D12/190
D566,022 S *	4/2008	Johnson	.....	D12/190

D608,262 S *	1/2010	Truebsbach	.....	D12/190
D609,149 S *	2/2010	Larson et al.	.....	D12/181
D630,143 S *	1/2011	Stahel et al.	.....	D12/195
D631,806 S *	2/2011	Schneider	.....	D12/190
D631,807 S *	2/2011	Clottu	.....	D12/190
D636,712 S *	4/2011	Shymkiw	.....	D12/190

FOREIGN PATENT DOCUMENTS

DE 40205448.2 11/2002

\* cited by examiner

*Primary Examiner* — Caron D Veynar

*Assistant Examiner* — Katrina A Betton

(74) *Attorney, Agent, or Firm* — Crowell & Moring LLP

(57) **CLAIM**

The ornamental design for a decorative element for a vehicle, as shown and described.

**DESCRIPTION**

FIG. 1 is a left perspective view of a first embodiment of a decorative element for a vehicle according to my design;

FIG. 2 is a right perspective view thereof;

FIG. 3 is a front view thereof;

FIG. 4 is a top view thereof; and

FIG. 5 is a bottom view thereof.

FIG. 6 is a right perspective view of a second embodiment of the decorative element for a vehicle according to my design;

FIG. 7 is a left perspective view thereof;

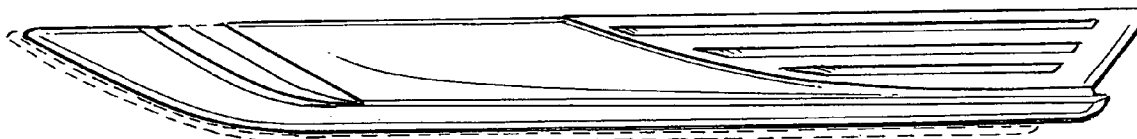
FIG. 8 is a front view thereof;

FIG. 9 is a top view thereof; and

FIG. 10 is a bottom view thereof.

The broken lines are for illustrative purposes only and form no part of the claimed design.

**1 Claim, 4 Drawing Sheets**



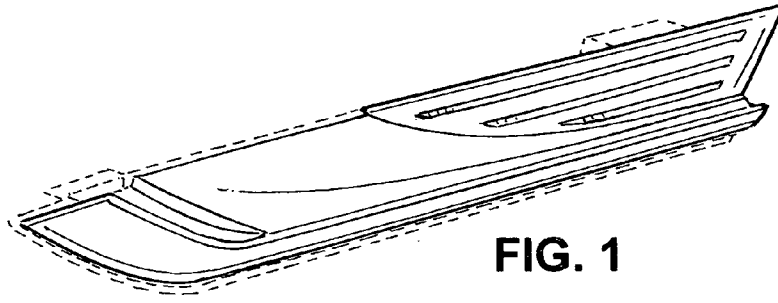


FIG. 1

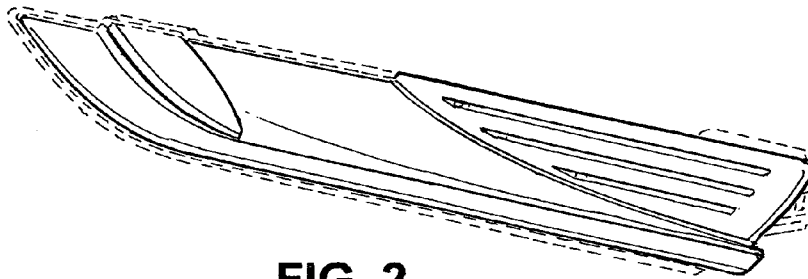


FIG. 2

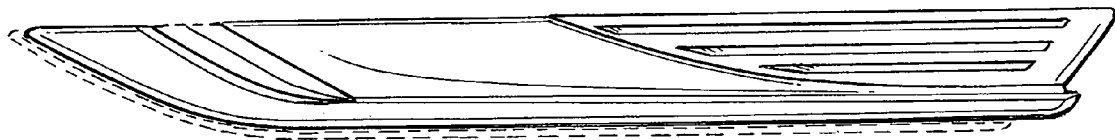


FIG. 3




FIG. 4




FIG. 5

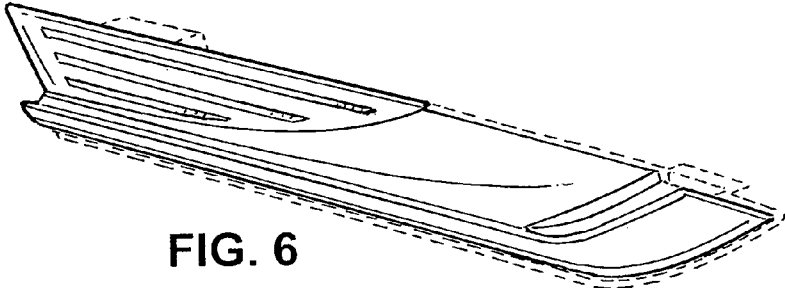


FIG. 6

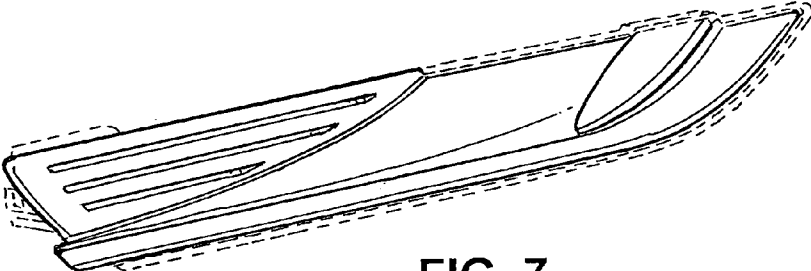


FIG. 7

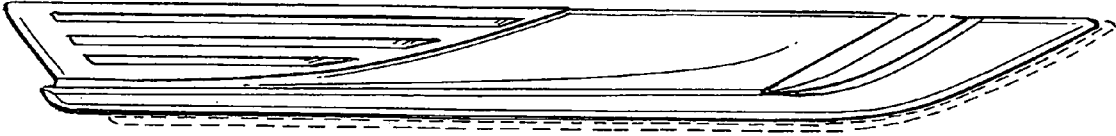


FIG. 8




FIG. 9

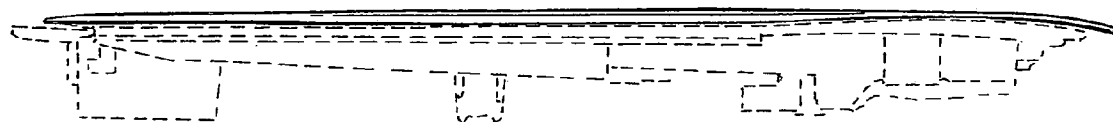


FIG. 10