PCT WORLD INTELLECTUAL PROPERTY ORGANIZATION
International Bureau

INTERNATIONAL APPLICATION PUBLISHED UNDER THE PATENT COOPERATION TREATY (PCT)

(51) International Patent Classification 6 :
D01D 5/11, D01F 6/04, 6/06, 6/30, 6/32 | **A1**

(11) International Publication Number: **WO 99/36600**

(43) International Publication Date: 22 July 1999 (22.07.99)

(21) International Application Number: PCT/US99/00750

(22) International Filing Date: 14 January 1999 (14.01.99)

(30) Priority Data:
09/009,292 20 January 1998 (20.01.98) US

(71) Applicant: E.I. DU PONT DE NEMOURS AND COMPANY [US/US]; 1007 Market Street, Wilmington, DE 19898 (US).

(72) Inventors: SHIN, Hyunkook; 134 Hitching Post Drive, Wilmington, DE 19803 (US). SIEMIONKO, Roger, Keith; 36 Stonebridge Drive, Hockessin, DE 19707 (US).

(74) Agent: STRICKLAND, Frederick, D.; E.I. du Pont de Nemours and Company, Legal Patent Records Center, 1007 Market Street, Wilmington, DE 19898 (US).

(81) Designated States: CA, JP, KR, European patent (AT, BE, CH, CY, DE, DK, ES, FI, FR, GB, GR, IE, IT, LU, MC, NL, PT, SE).

Published
With international search report.
With amended claims.

(54) Title: FLASH SPINNING PROCESS AND FLASH SPINNING SOLUTION

(57) Abstract

A process for producing plexifilamentary products by spinning from a spin fluid of a polyolefin dissolved in a primary spin agent selected from the group consisting of 1,1,2–trichloro–2,2–difluoroethane and isomers thereof; 1,1,3–trichloro–2,2,3,3–tetrafluoropropane and isomers thereof; 1,2–dichloro–3,3,3–trifluoropropane and isomers thereof; and 1,2–dichloro–1–fluoroethylene; and a co–spin agent; and also a spin fluid of a polyolefin dissolved in a primary spin agent selected from the group consisting of 1,1,2–trichloro–2,2–difluoroethane and isomers thereof; 1,1,3–trichloro–2,2,3,3–tetrafluoropropane and isomers thereof; 1,2–dichloro–3,3,3–trifluoropropane and isomers thereof; and 1,2–dichloro–1–fluoroethylene; and a co–spin agent.

FOR THE PURPOSES OF INFORMATION ONLY

Codes used to identify States party to the PCT on the front pages of pamphlets publishing international applications under the PCT.

AL	Albania	**ES**	Spain	**LS**	Lesotho	**SI**	Slovenia
AM	Armenia	**FI**	Finland	**LT**	Lithuania	**SK**	Slovakia
AT	Austria	**FR**	France	**LU**	Luxembourg	**SN**	Senegal
AU	Australia	**GA**	Gabon	**LV**	Latvia	**SZ**	Swaziland
AZ	Azerbaijan	**GB**	United Kingdom	**MC**	Monaco	**TD**	Chad
BA	Bosnia and Herzegovina	**GE**	Georgia	**MD**	Republic of Moldova	**TG**	Togo
BB	Barbados	**GH**	Ghana	**MG**	Madagascar	**TJ**	Tajikistan
BE	Belgium	**GN**	Guinea	**MK**	The former Yugoslav Republic of Macedonia	**TM**	Turkmenistan
BF	Burkina Faso	**GR**	Greece			**TR**	Turkey
BG	Bulgaria	**HU**	Hungary	**ML**	Mali	**TT**	Trinidad and Tobago
BJ	Benin	**IE**	Ireland	**MN**	Mongolia	**UA**	Ukraine
BR	Brazil	**IL**	Israel	**MR**	Mauritania	**UG**	Uganda
BY	Belarus	**IS**	Iceland	**MW**	Malawi	**US**	United States of America
CA	Canada	**IT**	Italy	**MX**	Mexico	**UZ**	Uzbekistan
CF	Central African Republic	**JP**	Japan	**NE**	Niger	**VN**	Viet Nam
CG	Congo	**KE**	Kenya	**NL**	Netherlands	**YU**	Yugoslavia
CH	Switzerland	**KG**	Kyrgyzstan	**NO**	Norway	**ZW**	Zimbabwe
CI	Côte d'Ivoire	**KP**	Democratic People's Republic of Korea	**NZ**	New Zealand		
CM	Cameroon			**PL**	Poland		
CN	China	**KR**	Republic of Korea	**PT**	Portugal		
CU	Cuba	**KZ**	Kazakstan	**RO**	Romania		
CZ	Czech Republic	**LC**	Saint Lucia	**RU**	Russian Federation		
DE	Germany	**LI**	Liechtenstein	**SD**	Sudan		
DK	Denmark	**LK**	Sri Lanka	**SE**	Sweden		
EE	Estonia	**LR**	Liberia	**SG**	Singapore		

TITLE

FLASH SPINNING PROCESS AND
FLASH SPINNING SOLUTION

Field of the Invention:

This invention relates to flash-spinning of polymeric, plexifilamentary, film-fibril strands. More particularly, this invention relates to a spin fluid that may be used in existing commercial equipment with minimum changes in the equipment, and to a spinning process using existing commercial equipment in which the spinning process utilizes compounds having very low ozone depletion potential, and in which the spinning process is carried out utilizing compounds that are either non-flammable or of very low flammability.

Background of the Invention:

Commercial spunbonded products made from polyethylene plexifilamentary film-fibril strands have been produced by flash-spinning from trichlorofluoromethane; however, trichlorofluoromethane is an atmospheric ozone depletion chemical, and therefore, alternatives have been under investigation. Shin U.S. Patent 5,032,326 discloses one alternative spin fluid, namely, methylene chloride and a co-spin agent halocarbon having a boiling point between -50°C and 0°C. As pointed out in Kato et al. U.S. Patent 5,286,422, the Shin methylene chloride-based process is not entirely satisfactory, and the '422 patent discloses an alternative, specifically, a spin fluid of bromochloromethane or 1,2-dichloroethylene and a co-spin agent of, e.g., carbon dioxide, dodecafluoropentane, etc.

Published Japanese Application JO5263310-A (published 10/12/93) discloses that three-dimensional fiber favorable for manufacturing flash-spun non-woven sheet may be made from polymer dissolved in mixtures of

spin agents where the major component of the spin agent mixture is selected from the group consisting of methylene chloride, dichloroethylene, and bromochloromethane, and the minor component of the spin agent mixture is selected from the group consisting of dodecafluoropentane, decafluoropentane, and tetradecafluorohexane. However, it is known, for example, that methylene chloride is an animal carcinogen and dichloroethylene is somewhat flammable.

US Patent 5,023,025 to Shin discloses a process for flash-spinning plexifilamentary film-fibril strands of fiber-forming polyolefin from a group of halocarbon liquids that present a greatly reduced ozone depletion hazard. The patent discloses 1,1-dichloro-2,2,2-triflouroethane (HCFC-123) as a preferred halocarbon (halogenated hydrocarbon). HCFC-123 is a very good spin agent for polypropylene but not for polyethylene, and in the latter case a very high spinning pressure would be required. As such, for use with polyethylene, a co-spin agent has to be employed that is capable of dissolving polyethylene at relatively low pressures (i.e., a strong solvent). The '025 patent also discloses dichlorodifluoroethane(HCFC-132b and its isomers) and dichlorofluoroethane (HCFC-141b and its isomers), all of which have significant disadvantages. For example, HCFC-132b is a good spin agent, but toxic. HCFC-141b is also a good spin agent, but somewhat flammable, and moreover exhibits a relatively high ozone depletion potential.

Summary of the Invention:

The present invention is a process for the preparation of plexifilamentary film-fibril strands of synthetic fiber-forming polyolefin which comprises flash-spinning at a pressure that is greater than the autogenous pressure of the spin fluid into a region of lower pressure, a spin fluid comprising (a) 5 to 30 wgt. % synthetic fiber-forming polyolefin, and (b) a

primary spin agent selected from the group consisting of 1,1,2-trichloro-2,2-difluoroethane (HCFC-122) and isomers thereof; 1,1,3-trichloro-2,2,3,3-tetrafluoropropane (HCFC-224ca) and isomers thereof; 1,2-dichloro-3,3,3-trifluoropropane (HCFC-243db) and isomers thereof; and 1,2-dichloro-1-fluoroethylene (HCFC-1121). A co-spin agent can be present in the spin fluid in an amount sufficient to raise the cloud point pressure of the spin fluid by at least 50 pounds per square inch (psi) (345 kPa).

This invention is also a spin fluid comprising (a) 5 to 30 wgt. % synthetic fiber-forming polyolefin, and (b) a primary spin agent selected from the group consisting of HCFC-122 and isomers thereof, HCFC-224ca and isomers thereof, HCFC-243db and isomers thereof, and HCFC-1121. A co-spin agent can be present in the spin fluid in an amount sufficient to raise the cloud point pressure of the spin fluid by at least 50 psi (345 kPa).

This invention is also directed to a process for the preparation of microcellular foam fibers from synthetic fiber-forming polyolefin which comprises flash-spinning at a pressure that is greater than the autogenous pressure of the spin fluid into a region of lower pressure, a spin fluid comprising (a) at least 40 wgt. % synthetic fiber-forming polyolefin, and (b) a primary spin agent selected from the group consisting of HCFC-122 and isomers thereof.

Brief Description of the Drawings

The accompanying drawings, together with the description, serve to explain the principles of the invention.

Figure 1 is a plot of the cloud point data for a solution comprised of 12% of polyethylene in a solvent comprised of HCFC-122 and 10% HFOC E-1.

Figure 2 is a plot of the cloud point data for a solution comprised of 12% of polyethylene in a

solvent comprised of HCFC-122 and HFC-134a at different ratios.

Figure 3 is a plot of the cloud point data for a solution comprised of 12% of polyethylene in a solvent comprised of HCFC-122 and HFC-338pcc at different ratios.

Figure 4 is a plot of the cloud point data for a solution comprised of 12% of polyethylene in a solvent comprised of HCFC-122 and HFFC-4310mee at different ratios.

Figure 5 is a plot of the cloud point data for a solution comprised of 12% of polyethylene in a solvent comprised of HCFC-122 and PF-5050 at different ratios.

Figure 6 is a plot of the cloud point data for a solution comprised of 12% of polyethylene in a solvent comprised of HCFC-122 and HCFC-123 at different ratios.

Figure 7 is a plot of the cloud point data for a solution comprised of 9% of polypropylene in a solvent comprised of HCFC-122 and HCFC-123 at different ratios.

Figure 8 is a plot of the cloud point data for a solution comprised of 9% of polypropylene in a solvent comprised of HCFC-122 and HFC-4310mee at different ratios.

Figure 9 is a plot of the cloud point data for a solution comprised of 8% of polypropylene in a solvent comprised of HCFC-122 and HFE-7100 at different ratios.

Figure 10 is a plot of the cloud point data for a solution comprised of 8% of polypropylene in a solvent comprised of HCFC-122 and PF5052 at different ratios.

Figure 11 is a plot of the cloud point data for a solution comprised of 8% of polypropylene in a solvent comprised of HCFC-122 and HFOC E-1 at different ratios.

Figure 12 is a plot of the cloud point data for a solution comprised of 12% of polyethylene in a solvent comprised of 100% HCFC-224ca.

Figure 13 is a plot of the cloud point data for a solution comprised of 12% of polyethylene in a solvent comprised of 100% HCFC-243db.

Figure 14 is a plot of the cloud point data for a solution comprised of 12% of polyethylene in a solvent comprised of 1,2-dichloro-1-fluoroethylene.

Figure 15 is a plot of the cloud point data for a solution comprised of 20% of a copolymer of ethylene and tetrafluoroethylene in a solvent comprised of HCFC-122 and HCFC-123 at different ratios.

Figure 16 is a plot of the cloud point data for a solution comprised of 20% of a copolymer of ethylene and chlorotrifluoroethylene in a solvent comprised of HCFC-122 and HCFC-123 at different ratios.

Detailed Description of the Invention:

The term "synthetic fiber-forming polyolefin" is intended to encompass the classes of polymers typically disclosed in the flash-spinning art, e.g., polyethylene, polypropylene, and polymethylpentene. For the subject invention, TEFZEL®, a fluoropolymer obtained from DuPont, which is a copolymer of ethylene and tetrafluoroethylene can be used. Also, HALAR®, fluoropolymer resin obtained from Ausimont, which is a copolymer of ethylene and chlorotrifluoroethylene can be used in the subject invention.

The term "polyethylene" as used herein is intended to encompass not only homopolymers of ethylene, but also copolymers wherein at least 85% of the recurring units are ethylene units. One preferred polyethylene is linear high density polyethylene which has an upper limit of melting range of about 130 to 140°C, a density in the range of 0.94 to 0.98 gram per cubic centimeter, and a melt index (as defined by

ASTM D-1238-57T Condition E) of between 0.1 and 100, preferably less than 4.

The term "polypropylene" is intended to embrace not only homopolymers of propylene but also copolymers where at least 85% of the recurring units are propylene units.

A preferred synthetic fiber-forming polyolefin is linear polyethylene, and an alternative is isotactic polypropylene. Also, the synthetic fiber-forming polyolefin can be a mixture of polyethylene and polypropylene as disclosed in International Publication WO 97/25460.

The preferred process employs a spin fluid in which the synthetic fiber-forming polyolefin concentration is in the range of 8 to 18 wgt. % of the spin fluid. The term spin fluid as used herein means the solution comprising the fiber-forming polyolefin, the primary spin agent and any co-spin agent that is present. Unless noted otherwise the term wgt. % as used herein refers to the percentage by weight based on the total weight of the spin fluid.

The term "cloud-point pressure" as used herein, means the pressure at which a single phase liquid solution starts to phase separate into a polymer-rich/spin liquid-rich two-phase liquid/liquid dispersion. However, at temperatures above the critical point, there cannot be any liquid phase present and therefore a single phase supercritical solution phase separates into a polymer-rich/spin fluid-rich, two-phase gaseous dispersion.

To raise the cloud-point pressure the co-spin agent in the spin fluid must be a "non-solvent" for the polymer, or at least a poorer solvent than the primary spin agent. In other words, the solvent power of the co-spin agent of the spin fluid used must be such that if the polymer to be flash-spun were to be dissolved in the co-spin agent alone, typically, the polymer would not dissolve in the co-spin agent, or the resultant

solution would have a cloud-point pressure greater than about 7000 psig (pounds per square inch gage) which is about 48,360 kilopascals (kPa). Note that 1 psig is about 108 kPa and 1 psi is 6.90 kPa. The interaction between primary spin agents and co-spin agents can be demonstrated by reference to Figures 6 and 7. It is noted that the general term "spin agent" may refer to a primary spin agent when used alone or either the primary spin agent combined with a co-spin agent. Figure 6 shows that HCFC-122 is a very good solvent for polyethylene and 1,1-dichloro-2,2,2-trifluoroethane (HCFC-123) is not as good a solvent so it raises the cloud point pressure by some amount. Figure 7 shows that for polypropylene HCFC-123 does not raise that cloud point pressure as much as in Figure 6 because HCFC-123 is a better solvent for polypropylene than it is for polyethylene, but still a "poorer" solvent for both than is HCFC-122.

HCFC-122 and isomers thereof are such good spin agents for the polyolefins that are commercially employed in the formation of flash spun products, i.e., polyethylene and polypropylene, that there is no cloud point until the bubble point is reached or the cloud-point pressure is so close to the bubble point that it is not possible to operate efficiently. By employing one of the co-spin agents listed below, the solvent power of the mixture is lowered sufficiently so that flash spinning to obtain the desired plexifilamentary product is readily accomplished.

There are other compounds such as 1,1,3-trichloro-2,2,3,3-tetrafluoropropane (HCFC-224ca); 1,2-dichloro-3,3,3-trifluoropropane (HCFC-243db) and 1,2-dichloro-1-fluoroethylene (HCFC-1121) that are effective spin agents and can be used without addition of a co-spin agent. As can be seen from Figures 12, 13, and 14, these spin agents exhibit cloud points that are effective to make the desired plexifilamentary, film-fibril material. However, co-spin agents can be

used with these spin agents to adjust (i.e., either to raise or lower) the cloud point pressure.

In order to spread the web formed when polymers are flash spun in the commercial operations, the flash spun material is projected against a rotating baffle: see, for example, Brethauer et al. U.S. Patent 3,851,023, and then subjected to an electrostatic charge. The baffle causes the product to change directions and start to spread, and the electrostatic charge causes the product (web) to further spread. In order to achieve a satisfactory commercial product in a commercially acceptable time, it is necessary that the web achieve a significant degree of spread, and this can be achieved only if sufficient electrostatic charge remains on the web for the desired time. The charge will dissipate too rapidly if the atmosphere surrounding the web has too low a dielectric strength. A major component of the atmosphere surrounding the web is the vaporized spin agents that, prior to flash spinning, dissolved the polymer which was flash spun. As disclosed in U.S. Patent 5,672,307, primary spin agents such as methylene chloride or 1,2-dichloroethylene, with co-spin agents as listed therein, have a dielectric strength, when vaporized, sufficient to maintain an effective electric charge on the web to insure a satisfactory product. These mixtures have a dielectric strength as measured by ASTM D-2477 of greater than about 40 kilovolts per centimeter (KV/cm). The spin agents of the subject invention, however, have a much higher dielectric strength than methylene chloride and approaches that of trichlorofluoromethane (Freon 11). Some typical values are as follows:

Compound	Dielectric Strength (KV/cm)
Methylene Chloride	~45
Dichloroethylene	~105
HCFC-122	~120
Freon 11	~120

Co-spin agents can be added to methylene chloride to raise the dielectric strength and the cloud point pressure. However, for dichloroethylene and HCFC-122, co-spin agents are added primarily to raise the cloud point pressure.

Because the mixture of spin agents has a boiling point that is relatively close to room temperature, a high pressure spin agent recovery system is not necessary; furthermore, a high pressure spin agent injection system is not necessary.

Further, the spin agent mixtures of the present invention are either non-flammable or of very low flammability.

There is a wide range of compounds that can be used as co-spin agents as long as they exhibit less solvent power for the particular polyolefin than does HCFC-122 and its isomers. Co-spin agents that can be used include hydrocarbons (particularly those having four carbons or less), hydrofluorocarbons(HFC's), hydrofluoroethers (HFOC's), perfluorocarbons (PFC's), hydrochlorofluorocarbons (HCFC's), polar solvents, inert gases and carbon dioxide.

Some specific examples of co-spin agents are 1,1-dichloro-2,2,2-trifluoroethane (HCFC-123); 1,1-dichloro-2,2,3,3,3-pentafluoropropane (HCFC-225ca); 1,1,1,2 tetrafluoroethane(HFC-134a); 1,1,2,2,3,3,4,4-octafluorobutane (HFC-338pcc); 1,1,1,2,2,3,4,5,5,5-decafluoropentane (HFC-4310mee); perfluoropentane (3M PF 5050); perfluoro-N-methylmorpholine (3M PF5052); 1,1,2,2,3,3,3-heptafluoropropyl 1,2,2,2-tetrafluoroethyl ether (HFOC E-1); perfluorobutyl methyl ether (3M HFE-7100); and perfluorobutyl ethyl ether(3M HFE-7200). Other specific co-spin agents that are useful in this invention are inert gases such as the noble gases and nitrogen. Polar solvents such as ketones, ethers, alcohols and the like can be used as co-spin agents as long as they do not react with the

primary spin agents to be used at the spin temperature to any appreciable extent and they do not make the spin fluid too flammable. The spin fluid may further contain additives such as nucleating agents, stabilizers and the like.

Microcellular foams can be obtained by flash-spinning and are usually prepared at relatively high polymer concentrations in the spinning solution i.e., at least 40 wgt. % synthetic fiber-forming polyolefin.

Polyethylene, polyproplyene, copolymers of ethylene and tetrafluoroethylene, and copolymers of ethylene and chlorotrifluoroethylene are synthetic fiber-forming polyolefins that can be used. Also, relatively low spinning temperatures and pressures that are above the cloud point pressure are used. Microcellular foam fibers may be obtained rather than plexifilaments, even at spinning pressures slightly below the cloud point pressure of the solution. Spin agents used are the same as those noted above for plexifilamentary, film-fibril materials. Similarly, the co-spin agents that typically can be used are the same as those noted above and include hydrocarbons (particularly those having four carbons or less) hydrofluorocarbons (HFC's), hydrofluoroethers (HFOC's), perfluorocarbons (PFC's), hydrochlorofluorocarbons (HCFC's), polar solvents, inert gases and carbon dioxide. Nucleating agents, such as fumed silica and kaolin, are usually added to the spin mix to facilitate spin agent flashing and to obtain uniform small size cells.

Microcellular foams can be obtained in a collapsed form or in a fully or partially inflated form. For many polymer/solvent systems, microcellular foams tend to collapse after exiting the spinning orifice as the solvent vapor condenses inside the cells and/ or diffuses out of the cells. To obtain low density inflated foams, inflating agents are usually added to the spin liquid. Suitable inflating agents

that can be used include low boiling temperature partially halogenated hydrocarbons, such as, hydrochlorofluorocarbons, hydrofluorocarbons, chlorofluorocarbons, and perfluorocarbons; hydrofluoroethers; inert gases such as carbon dioxide and nitrogen; low boiling temperature hydrocarbon solvents such as butane and isopentane; and other low boiling temperature organic solvents and gases.

Microcellular foam fibers are normally spun from a round cross section spin orifice. However, an annular die similar to the ones used for blown films can be used to make microcellular foam sheets.

EXAMPLES

Test Methods

In the description above and in the non-limiting examples that follow, the following test methods were employed to determine various reported characteristics and properties. ASTM refers to the American Society of Testing Materials, and TAPPI refers to the Technical Association of the Pulp and Paper Industry.

The denier of the strand is determined from the weight of a 15 cm sample length of strand.

Tenacity, elongation and toughness of the flash-spun strand are determined with an Instron tensile-testing machine. The strands are conditioned and tested at 70°F (21°C) and 65% relative humidity. The strands are then twisted to 10 turns per inch and mounted in the jaws of the Instron Tester. A two-inch gauge length was used with an initial elongation rate of 4 inches per minute. The tenacity at break is recorded in grams per denier (gpd). The elongation at break is recorded as a percentage of the two-inch gauge length of the sample. Toughness is a measure of the work required to break the sample divided by the denier of the sample and is recorded in gpd. Modulus

corresponds to the slope of the stress/strain curve and is expressed in units of gpd.

The surface area of the plexifilamentary film-fibril strand product is another measure of the degree and fineness of fibrillation of the flash-spun product. Surface area is measured by the BET nitrogen absorption method of S. Brunauer, P. H. Emmett and E. Teller, J. Am. Chem. Soc., V. 60 p 309-319 (1938) and is reported as m^2/g.

Test Apparatus for Examples 1-22

The apparatus used in the examples 1-22 is the spinning apparatus described in U.S. Patent 5,147,586. The apparatus consists of two high pressure cylindrical chambers, each equipped with a piston which is adapted to apply pressure to the contents of the chamber. The cylinders have an inside diameter of 1.0 inch (2.54 cm) and each has an internal capacity of 50 cubic centimeters. The cylinders are connected to each other at one end through a 3/32 inch (0.23 cm) diameter channel and a mixing chamber containing a series of fine mesh screens that act as a static mixer. Mixing is accomplished by forcing the contents of the vessel back and forth between the two cylinders through the static mixer. A spinneret assembly with a quick-acting means for opening the orifice is attached to the channel through a tee. The spinneret assembly consists of a lead hole of 0.25 inch (0.63 cm) diameter and about 2.0 inch (5.08 cm) length, and a spinneret orifice with both a length and a diameter shown in the tables below. Orifice measurements are expressed in mils (1 mil = 0.0254 mm). The pistons are driven by high pressure water supplied by a hydraulic system.

In the tests reported in Examples 1-22, the apparatus described above was charged with pellets of a polyolefin and a spin agent. High pressure water was

used to drive the pistons to generate a mixing pressure of between 1500 and 3000 psig (10,443 - 20,786 kPa). The polymer and spin agent were next heated to mixing temperature and held at that temperature for about 30 to 60 minutes during which time the pistons were used to alternately establish a differential pressure of about 50 psi (345 kPa) or higher between the two cylinders so as to repeatedly force the polymer and spin agent through the mixing channel from one cylinder to the other to provide mixing and to effect formation of a spin mixture. The spin mixture temperature was then raised to the final spin temperature, and held there for about 15 minutes to equilibrate the temperature, during which time mixing was continued. In order to simulate a pressure letdown chamber, the pressure of the spin mixture was reduced to a desired spinning pressure just prior to spinning. This was accomplished by opening a valve between the spin cell and a much larger tank of high pressure water ("the accumulator") held at the desired spinning pressure. The spinneret orifice is opened about one to three seconds after the opening of the valve between the spin cell and the accumulator. This period roughly corresponds to the residence time in the letdown chamber of a commercial spinning apparatus. The resultant flash-spun product is collected in a stainless steel open mesh screen basket. The pressure recorded just before the spinneret using a computer during spinning is entered as the spin pressure.

The experimental conditions and the results for Examples 1-22 are given below in the Tables 1-4. All the test data not originally obtained in the SI system of units has been converted to the SI units. When an item of data was not measured, it is noted in the tables as nm. Particularly in the tables that follow and elsewhere, the amount of primary spin agent and co-spin agent may be expressed by their percentage

by weight of the combined weight of the primary spin agent and the co-spin agent.

EXAMPLES 1-11

In Examples 1-11, ALATHON® high density polyethylene obtained from Lyondell Petrochemical Co., Houston, TX was flashspun from a number of spin agents. The polyethylene was used at a concentration of 12 wgt.% with a melt index of 0.75, a number average molecular weight of 27,000 and a molecular weight distribution (MWD) of 4.43. MWD is the ratio of weight average molecular weight to number average molecular weight.

The primary spin agent used was HCFC-122, and the co-spin agents included HCFC-123, HFC-134A, HFC-338pcc, HFC-4310mee, HFOC E-1 and PF 5050.

Weston 619F, a diphosphite thermal stabilizer from GE Specialty Chemicals, may be added at 0.1 wgt.% based on the total weight of the spin agent (BOS).

TABLE I

Example	SOLVENT			ADDITIVE		MIXING				SPINNING				PROPERTIES @ 10tpi						BET
	1	2	S1/S2 Wt%	Type	Wt%	Temp °C	Time Min	Back Psig	ΔP	Spinneret d x l mils	Accum. P psig	Spin P psig	Spin Temp °C	gms load	Den	Mod gpd	Ten gpd	To gpd	E %	BET SA (m2/gm)
1	HCFC-122	HFOC E-1	90/10	Weston 619F	0.1	210	30	2500	150	30X30	1350	1200	211	100	286	5.8	2.7	0.9	54	nm
2	HCFC-122	HFC-134A	90/10	Weston 619F	0.1	210	30	2500	150	30X30	1300	1200	210	100	219	8.4	3.5	1.6	68	nm
3	HCFC-122	HFC-338pcc	85/15	Weston 619F	0.1	205	30	2200	200	30X30	1400	1250	207	100	288	13	3.6	1.9	77	nm
4	HCFC-122	HFC-338pcc	90/10	Weston 619F	0.1	210	30	2500	150	30X30	1450	1325	210	40	278	4.5	2.2	0.9	60	nm
5	HCFC-122	HFC-43-10mee	90/10	Weston 619F	0.1	205	30	2000	200	30X30	1000	800	205	100	306	10	3.1	2.3	112	nm
6	HCFC-122	HFC-43-10mee	90/10	Weston 619F	0.1	210	30	2500	150	30X30	900	800	211	100	281	8.7	2.5	1.4	86	14
7	HCFC-122	PF5050	90/10	Weston 619F	0.1	210	30	2500	150	30X30	1000	900	211	100	202	9.9	4	1.5	58	nm
8	HCFC-122	HCFC-123	60/40	NONE	0	205	45	2900	200	30X30	1100	1000	205	100	237	19	4.7	3.9	120	nm
9	HCFC-122	HCFC-123	50/50	NONE	0	205	45	2900	200	30X30	1450	1325	205	100	254	17	4.3	2.5	90	15
10	HCFC-122	HCFC-123	50/50	Weston 619F	0.1	200	45	2500	200	30X30	1650	1475	201	100	279	18	5	3.2	95	21
11	HCFC-122	HCFC-123	40/60	NONE	0	205	45	2900	200	30X30	2000	1850	206	100	290	18	4.6	2.5	85	nm

EXAMPLES 12-18

In Examples 12-18, samples of isotactic polypropylene with relatively narrow MWD, less than 6, were obtained from Montell (previously known as Himont) of Wilmington, DE. The samples were flash-spun using HCFC-122 as the primary spin agent and the co-spin agents included HCFC-123, HFC-4310mee, HFE-7100, HFOC E-1 and PF 5052.

Weston 619F was added as noted in Examples 1-11, above.

TABLE 2

POLYMER			SPIN AGENT			ADDITIVE		MIXING				SPINNING				PROPERTIES @10tpi				
Example	MFR	Conc. Wt%	1	2	S1/S2 Wt%	TYPE	Wt% BOS	Temp °C	Time Min	Back P psig	ΔP	Spinneret d x l mils	Accum P psig	Spin P psig	Spin T °C	gms load	Den	Mod gpd	Ten gpd	To gpd	E%
12	1.43	9	HCFC-122	HCFC-123	30/70	Weston 619F	0.1	220	30	2500	400	30 x 30	1300	1200	220	40	192	5.6	1.8	1.2	100
13	1.43	9	HCFC-122	HCFC-123	30/70	Weston 619F	0.1	220	30	2500	400	30 x 30	1200	1100	219	40	240	4.1	1.5	0.9	97
14	1.43	9	HCFC-122	HCFC-123	50/50	Weston 619F	0.1	220	30	3000	400	30 x 30	900	875	221	40	167	5.3	1.5	1.3	124
15	1.43	9	HCFC-122	HFC-4310mee	65/35	Weston 619F	0.1	210	30	2500	200	30 x 30	1600	1475	210	40	316	1.8	0.6	0.4	102
16	2.3	8	HCFC-122	HFE-7100	60/40	Weston 619F	0.1	210	30	2200	200	30 x 30	1475	1400	210	40	204	2.3	0.7	0.6	121
17	2.3	8	HCFC-122	PF5052	65/35	Weston 619F	0.1	210	30	2200	200	30 x 30	1400	1325	210	40	298	2.1	0.9	0.6	99
18	2.3	8	HCFC-122	HFOC E-1	70/30	Weston 619F	0.1	210	30	2500	150	30 x 30	1800	1675	210	40	237	2.1	0.7	0.6	125

EXAMPLES 19-20

In Examples 19-20, ALATHON® high density polyethylene obtained from Lyondell Petrochemical Co. (Houston, TX) was flashspun from a number of spin agents. The polyethylene was used at a concentration of 12 wgt.% with a melt index of 0.75 a number average molecular weight of 27,000 and a MWD of 4.43. The spin agents used were 1,2-dichloro-1-fluoroethylene and HCFC-243db.

TABLE 3

	SPIN AGENT	MIXING				SPINNING				PROPERTIES @10tpi						BET
Examples	Spin Agent	Temp °C	Time Min	Back P psig	ΔP	Spinneret d x l mils	Accum P psig	Spin P psig	Spin Temp °C	gms load	Den	Mod gpd	Ten gpd	To gpd	E %	SA (m2/gm)
19	1,2-dichloro-1-fluoroethylene	215	45	2500	200	30X30	1300	1225	215	100	171	19	5.5	2.1	63	nm
20	HCFC-243db	210	20	2200	200	30X30	1450	1300	210	100	294	8.6	2.9	1.1	62	12

EXAMPLE 21

A sample fluoropolymer, TEFZEL® HT2127 available from DuPont which is an ethylene/tetraflouroethylene copolymer was flashspun using a spin fluid comprising a spin agent of 20 wgt. % HCFC-122 and co-spin agent of 80 wgt % HCFC-123. The fluoropolymer was present at 20 wgt.% of the spin fluid. Polymers of this type have melting points between 235°C and 280°C.

EXAMPLE 22

A sample fluoropolymer, HALAR® 200 available from Ausimont, which is an ethylene/ chlorotrifluoroethylene copolymer was flashspun using a spin fluid comprising a spin agent of 50 wgt. % HCFC-122 and co-spin agent of 50 wgt.% HCFC-123. The fluoropolymer was present at 20 wgt.% of the spin fluid. HALAR® 200 has a melt index of 0.7 and a melting point of 240°C.

TABLE 4

	SOLVENT			MIXING				SPINNING			PROPERTIES @ 10tpi						
Example No.	1	2	S1/S2 Wt %	°C	Min	Back P psig	ΔP	Accum P psig	Spin P psig	°C	gms load	Den	Mod gpd	Ten gpd	To gpd	E%	BET SA m2/gm
21	HCFC-122	HCFC-123	20/80	220	30	2000	200	930	825	220	100	345	10	1.9	0.3	33	28
22	HCFC-122	HCFC-123	50/50	220	30	2500	200	900	700	221	50	683	3.9	1	0.2	35	nm

EXAMPLES 23-24

Microcellular foam was made in the following examples by mixing and spinning polyolefin at selected pressures and temperatures using a spin agent of HCFC-122 and a co-spin agent of HCFC-123. In each example the spinneret hole measured 30 mil x 30 mil (diameter x length). Also, in each example, additives used were 1.0 wgt. % Cab-O-Sil N70-TS (fumed silica), based on the weight of the polymer and 0.1 wgt. % of Weston 619F thermal stabilizer based on the weight of the spin agent plus the weight of the co-spin agent.

Example 23

A sample of Profax 6523 polypropylene from Montell and having a melt flow rate of 4 was mixed in a spin fluid comprising a spin agent of 50 wgt.% HCFC-122 and 50 wgt.% HCFC-123. The polypropylene was present at 50 wgt.% of the spin fluid. Mixing was done at 150 C for 45 min at 1500 psig (10,443 kPa). The differential pressure was 1000 psi (6996 kPa). Spinning took place at a 840 psig (5892 kPa) accumulator pressure with the spinning being done at 350 psig (2515 kPa) at 151 C. Acceptable microcellular foam was obtained.

Example 24

A sample of high density polyethylene having a melt index of 0.75 was mixed in a spin fluid comprising a spin agent of 80 wgt.% HCFC-122 and 20 wgt.% HCFC-123. The polyethylene was present at 40 wgt.% of the spin fluid. Mixing was done at 1500°C for 45 min at 1500 psig (10,443 kPa). The differential pressure was 1900 psi (13,100 kPa). Spinning took place at a 1000 psig (6996 kPa) accumulator pressure with the spinning being done at 275 psig (1997 kPa) at 151°C. Acceptable microcellular foam was obtained.

What is Claimed is:

1. A process for the preparation of plexifilamentary film-fibril strands of synthetic fiber-forming polyolefin which comprises flash-spinning at a pressure that is greater than the autogenous pressure of the spin fluid into a region of lower pressure, a spin fluid comprising (a) 5 to 30 wgt.% synthetic fiber-forming polyolefin, and (b) a spin agent selected from the group consisting of 1,1,2-trichloro-2,2-difluoroethane and isomers thereof; 1,1,3-trichloro-2,2,3,3-tetrafluoropropane and isomers thereof; 1,2-dichloro-3,3,3-trifluoropropane and isomers thereof; and 1,2-dichloro-1-fluoroethylene.

2. The process of claim 1, wherein the synthetic fiber-forming polyolefin is selected from the group consisting of polyethylene, polypropylene, mixtures of polyethylene and polypropylene, and polymethylpentene.

3. The process of claim 1, wherein the synthetic fiber-forming polyolefin is selected from the group consisting of a partially fluorinated copolymer of ethylene and tetrafluoroethylene and a partially fluorinated copolymer of ethylene and chlorotrifluoroethylene with the proviso that the polymers are present in an amount of 10 to 40 wgt.%.

4. The process of claim 1 or 3, wherein the spin fluid further comprises a co-spin agent in an amount sufficient to raise the cloud point pressure of the spin fluid by at least 50 pounds per square inch.

5. The process of claim 4, wherein the co-spin agent is selected from the group consisting of hydrocarbons, hydrofluorocarbons, hydrofluoroethers, perfluorocarbons, hydrochlorofluorocarbons, polar solvents, inert gases and carbon dioxide.

6. The process of claim 5, wherein the co-spin agent is selected from the group consisting of 1,1-dichloro-2,2,2-trifluoroethane; 1,1-dichloro-2,2,3,3,3-pentafluoropropane; 1,1,1,2

tetrafluoroethane; 1,1,2,2,3,3,4,4-octafluorobutane; 1,1,1,2,2,3,4,5,5,5-decafluoropentane; perfluoro-N-methylmorpholine; 1,1,2,2,3,3,3-heptafluoropropyl 1,2,2,2-tetrafluoroethyl ether; perfluorobutyl methyl ether; perfluorobutyl ethyl ether; and nitrogen.

7. The process of Claim 6, wherein the spin fluid comprises 10 to 70 wgt.% of primary spin agent 1,1,2-trichloro-2,2-difluoroethane and isomers thereof and 90 to 30 wgt.% of co-spin agent 1,1,-dichloro-2,2,2-trifluoroethane and isomers thereof.

8. A spin fluid comprising (a) 5 to 30 wgt.% synthetic fiber-forming polyolefin and (b) a primary spin agent selected from the group consisting of 1,1,2-trichloro-2,2-difluoroethane and isomers thereof; 1,1,3-trichloro-2,2,3,3-tetrafluoropropane and isomers thereof; 1,2-dichloro-3,3,3-trifluoropropane and isomers thereof; and 1,2-dichloro-1-fluoroethylene.

9. The spin fluid of claim 8, wherein the synthetic fiber-forming polyolefin is selected from the group consisting of polyethylene, polypropylene, mixtures of polyethylene and polypropylene, and polymethylpentene.

10. The spin fluid of claim 8, wherein the synthetic fiber-forming polyolefin is selected from the group consisting of a partially fluorinated copolymer comprised of ethylene and tetrafluoroethylene and a partially fluorinated copolymer of ethylene and chlorotrifluoroethylene with the proviso that the copolymers are present in an amount of 10 to 40 wgt.%.

11. The spin fluid of claim 8 or 10 further comprising a co-spin agent selected from the group consisting of hydrocarbons, hydrofluorocarbons, hydrofluoroethers, perfluorocarbons, hydrochlorofluorocarbons, polar solvents, inert gases and carbon dioxide.

12. The spin fluid of claim 11 comprising a co-spin agent selected from the group consisting of 1,1-dichloro-2,2,2-trifluoroethane; 1,1-dichloro-

2,2,3,3,3-pentafluoropropane; 1,1,1,2 tetrafluoroethane; 1,1,2,2,3,3,4,4-octafluorobutane; 1,1,1,2,2,3,4,5,5,5-decafluoropentane; perfluoro-N-methylmorpholine; 1,1,2,2,3,3,3-heptafluoropropyl 1,2,2,2-tetrafluoroethyl ether; perfluorobutyl methyl ether; perfluorobutyl ethyl ether; and nitrogen.

13. A process for the preparation of microcellular foam fibers from synthetic fiber-forming polyolefin which comprises flash-spinning at a pressure that is greater than the autogenous pressure of the spin fluid into a region of lower pressure, a spin fluid comprising (a) at least 40 wgt.% synthetic fiber-forming polyolefin selected from the group consisting of polyethylene, polypropylene, partially fluorinated copolymers of ethylene and tetrafluoroethylene and partially fluorinated copolymers of ethylene and chlorotrifluoroethylene, and (b) a primary spin agent selected from the group consisting of 1,1,2-trichloro-2,2 difluoroethane and isomers thereof.

14. The process of Claim 13, wherein the spin fluid comprises a spin agent having at least 40 wgt.% of 1,1,2-trichloro-2,2-difluoroethane and isomers thereof.

15. The process of claim 14, wherein the spin fluid further comprises a co-spin agent selected from the group consisting of hydrocarbons, hydrofluorocarbons, hydrofluoroethers, perfluorocarbons, hydrochlorofluorocarbons, polar solvents, inert gases and carbon dioxide.

16. The process of claim 15, wherein the co-spin agent is selected from the group consisting of 1,1-dichloro-2,2,2-trifluoroethane; 1,1-dichloro-2,2,3,3,3-pentafluoropropane; 1,1,1,2 tetrafluoroethane; 1,1,2,2,3,3,4,4-octafluorobutane; 1,1,1,2,2,3,4,5,5,5-decafluoropentane; perfluoro-N-methylmorpholine; 1,1,2,2,3,3,3-heptafluoropropyl 1,2,2,2-tetrafluoroethyl ether; perfluorobutyl methyl ether; perfluorobutyl ethyl ether; and nitrogen.

AMENDED CLAIMS

[received by the International Bureau on 22 June 1999 (22.06.99);
original claims 1 and 8 amended; remaining claims unchanged
(2 pages)]

1. A process for the preparation of plexifilamentary film-fibril strands of synthetic fiber-forming polyolefin which comprises flash-spinning at a pressure that is greater than the autogenous pressure of the spin fluid into a region of lower pressure, a spin fluid comprising (a) 5 to 30 wgt.% synthetic fiber-forming polyolefin, and (b) a spin agent selected from the group consisting of 1,1,2-trichloro-2,2-difluoroethane and isomers thereof; 1,1,3-trichloro-2,2,3,3-tetrafluoropropane and isomers thereof; 1,2-dichloro-3,3,3-trifluoropropane and isomers thereof.

2. The process of claim 1, wherein the synthetic fiber-forming polyolefin is selected from the group consisting of polyethylene, polypropylene, mixtures of polyethylene and polypropylene, and polymethylpentene.

3. The process of claim 1, wherein the synthetic fiber-forming polyolefin is selected from the group consisting of a partially fluorinated copolymer of ethylene and tetrafluoroethylene and a partially fluorinated copolymer of ethylene and chlorotrifluoroethylene with the proviso that the polymers are present in an amount of 10 to 40 wgt.%.

4. The process of claim 1 or 3, wherein the spin fluid further comprises a co-spin agent in an amount sufficient to raise the cloud point pressure of the spin fluid by at least 50 pounds per square inch.

5. The process of claim 4, wherein the co-spin agent is selected from the group consisting of hydrocarbons, hydrofluorocarbons, hydrofluoroethers, perfluorocarbons, hydrochlorofluorocarbons, polar solvents, inert gases and carbon dioxide.

6. The process of claim 5, wherein the co-spin agent is selected from the group consisting of 1,1-dichloro-2,2,2-trifluoroethane; 1,1-dichloro-2,2,3,3,3-pentafluoropropane; 1,1,1,2

AMENDED SHEET (ARTICLE 19)

tetrafluoroethane; 1,1,2,2,3,3,4,4-octafluorobutane; 1,1,1,2,2,3,4,5,5,5-decafluoropentane; perfluoro-N-methylmorpholine; 1,1,2,2,3,3,3-heptafluoropropyl 1,2,2,2-tetrafluoroethyl ether; perfluorobutyl methyl ether; perfluorobutyl ethyl ether; and nitrogen.

7. The process of Claim 6, wherein the spin fluid comprises 10 to 70 wgt.% of primary spin agent 1,1,2-trichloro-2,2-difluoroethane and isomers thereof and 90 to 30 wgt.% of co-spin agent 1,1,-dichloro-2,2,2-trifluoroethane and isomers thereof.

8. A spin fluid comprising (a) 5 to 30 wgt.% synthetic fiber-forming polyolefin and (b) a primary spin agent selected from the group consisting of 1,1,2-trichloro-2,2-difluoroethane and isomers thereof; 1,1,3-trichloro-2,2,3,3-tetrafluoropropane and isomers thereof; 1,2-dichloro-3,3,3-trifluoropropane and isomers thereof.

9. The spin fluid of claim 8, wherein the synthetic fiber-forming polyolefin is selected from the group consisting of polyethylene, polypropylene, mixtures of polyethylene and polypropylene, and polymethylpentene.

10. The spin fluid of claim 8, wherein the synthetic fiber-forming polyolefin is selected from the group consisting of a partially fluorinated copolymer comprised of ethylene and tetrafluoroethylene and a partially fluorinated copolymer of ethylene and chlorotrifluoroethylene with the proviso that the copolymers are present in an amount of 10 to 40 wgt.%.

11. The spin fluid of claim 8 or 10 further comprising a co-spin agent selected from the group consisting of hydrocarbons, hydrofluorocarbons, hydrofluoroethers, perfluorocarbons, hydrochlorofluorocarbons, polar solvents, inert gases and carbon dioxide.

12. The spin fluid of claim 11 comprising a co-spin agent selected from the group consisting of 1,1-dichloro-2,2,2-trifluoroethane; 1,1-dichloro-

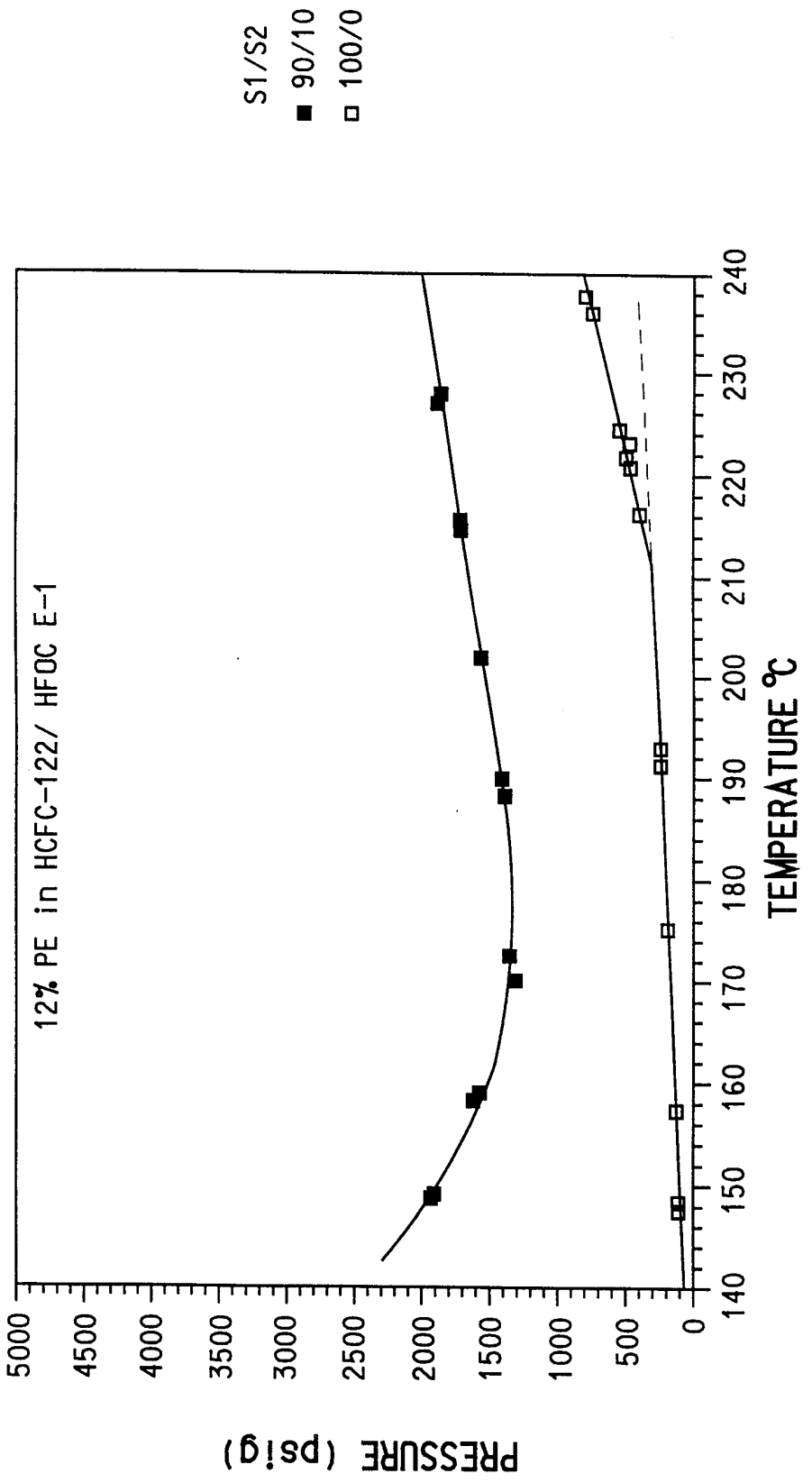
S1/S2
90/10
100/0
12% PE in HCFC-122/ HFOC E-1
PRESSURE (psig)
5000
4500
4000
3500
3000
2500
2000
1500
1000
500
0
140
150
160
170
180
190
200
210
220
230
240
TEMPERATURE °C

FIG. 1

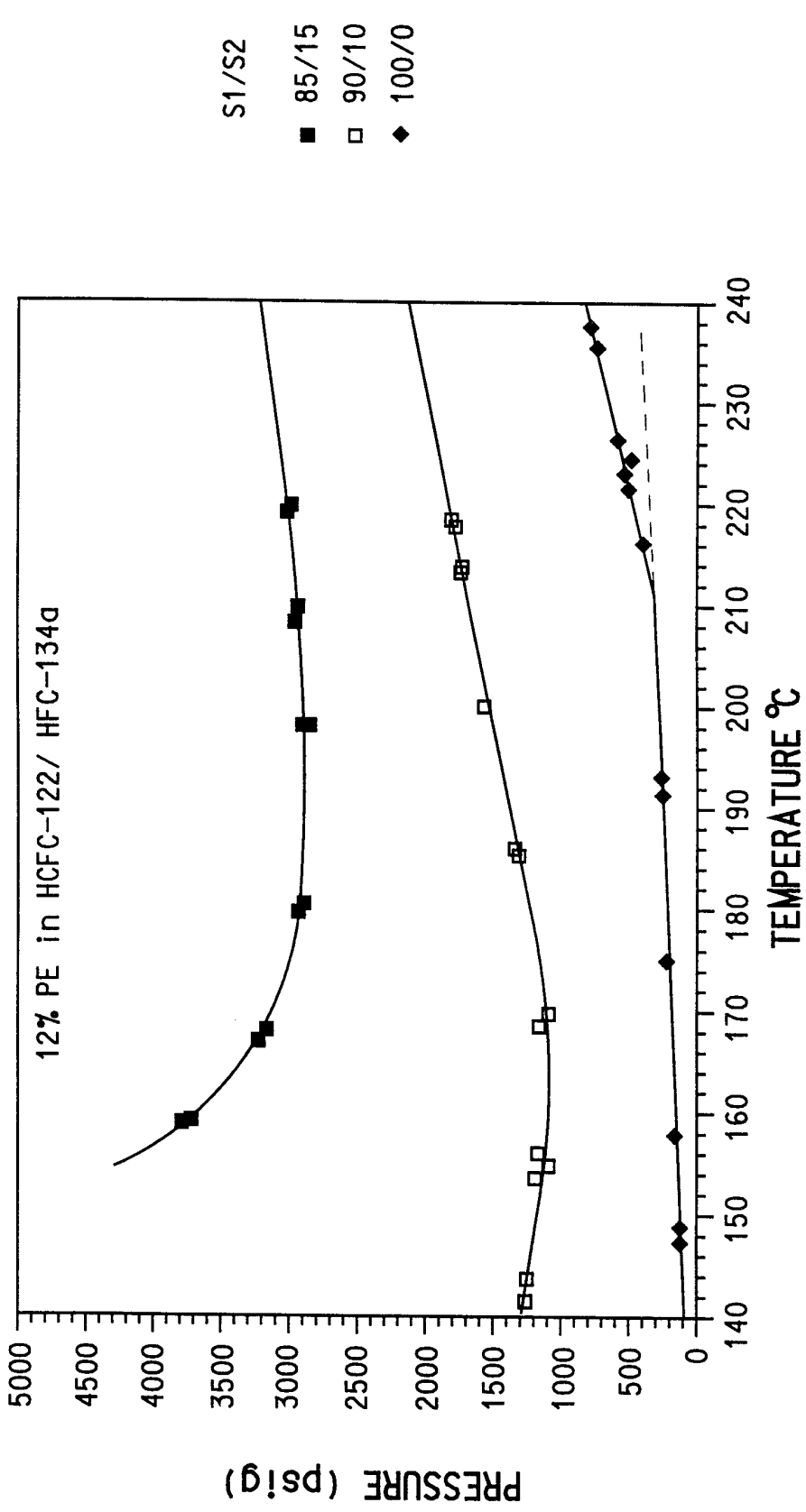
S1/S2
85/15
90/10
100/0
12% PE in HCFC-122/ HFC-134a
PRESSURE (psig)
TEMPERATURE °C
5000
4500
4000
3500
3000
2500
2000
1500
1000
500
0
140
150
160
170
180
190
200
210
220
230
240

FIG. 2

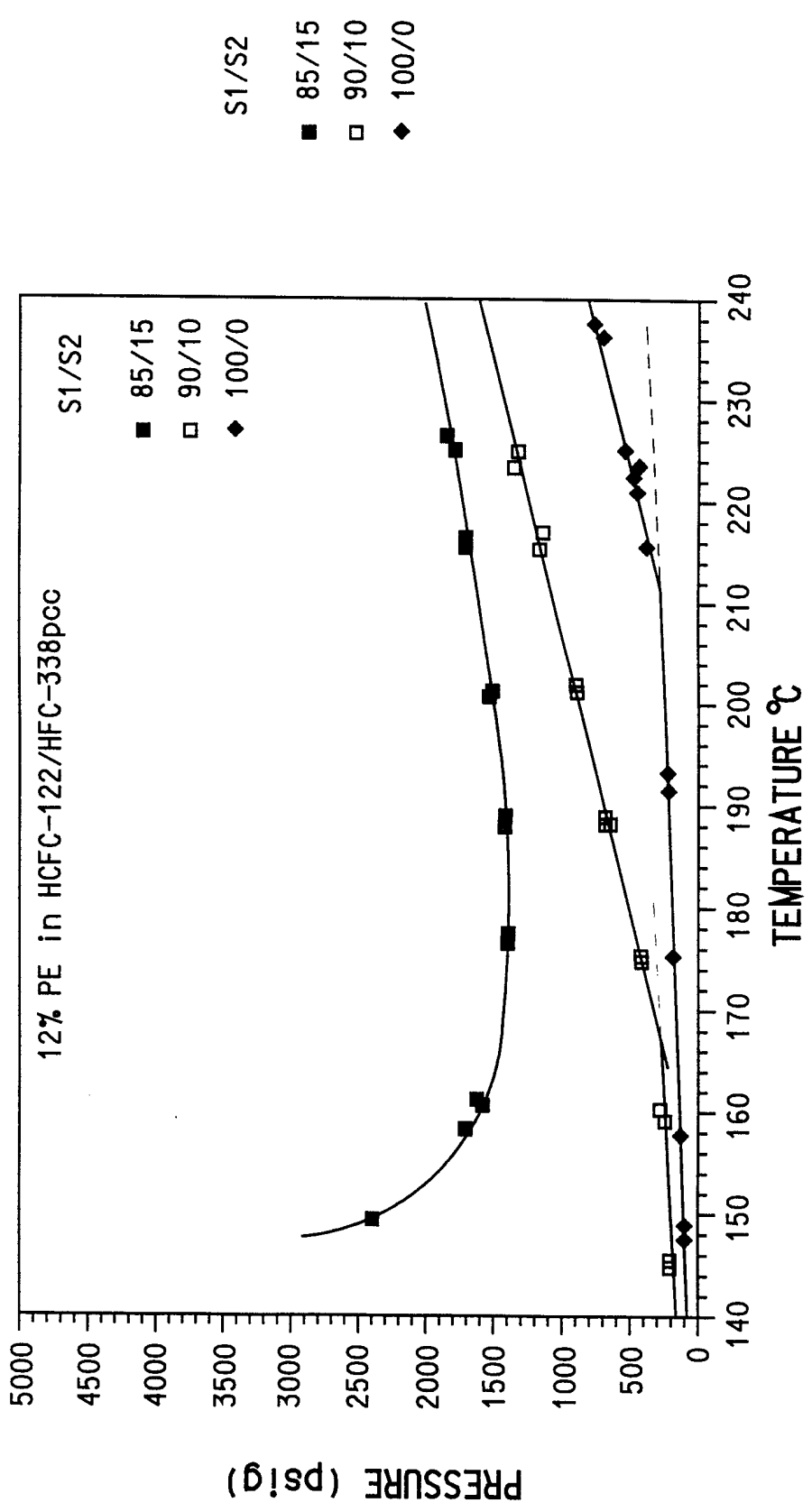
S1/S2
85/15
90/10
100/0
12% PE in HCFC-122/HFC-338pcc
S1/S2
85/15
90/10
100/0
PRESSURE (psig)
5000
4500
4000
3500
3000
2500
2000
1500
1000
500
0
140
150
160
170
180
190
200
210
220
230
240
TEMPERATURE °C

FIG. 3

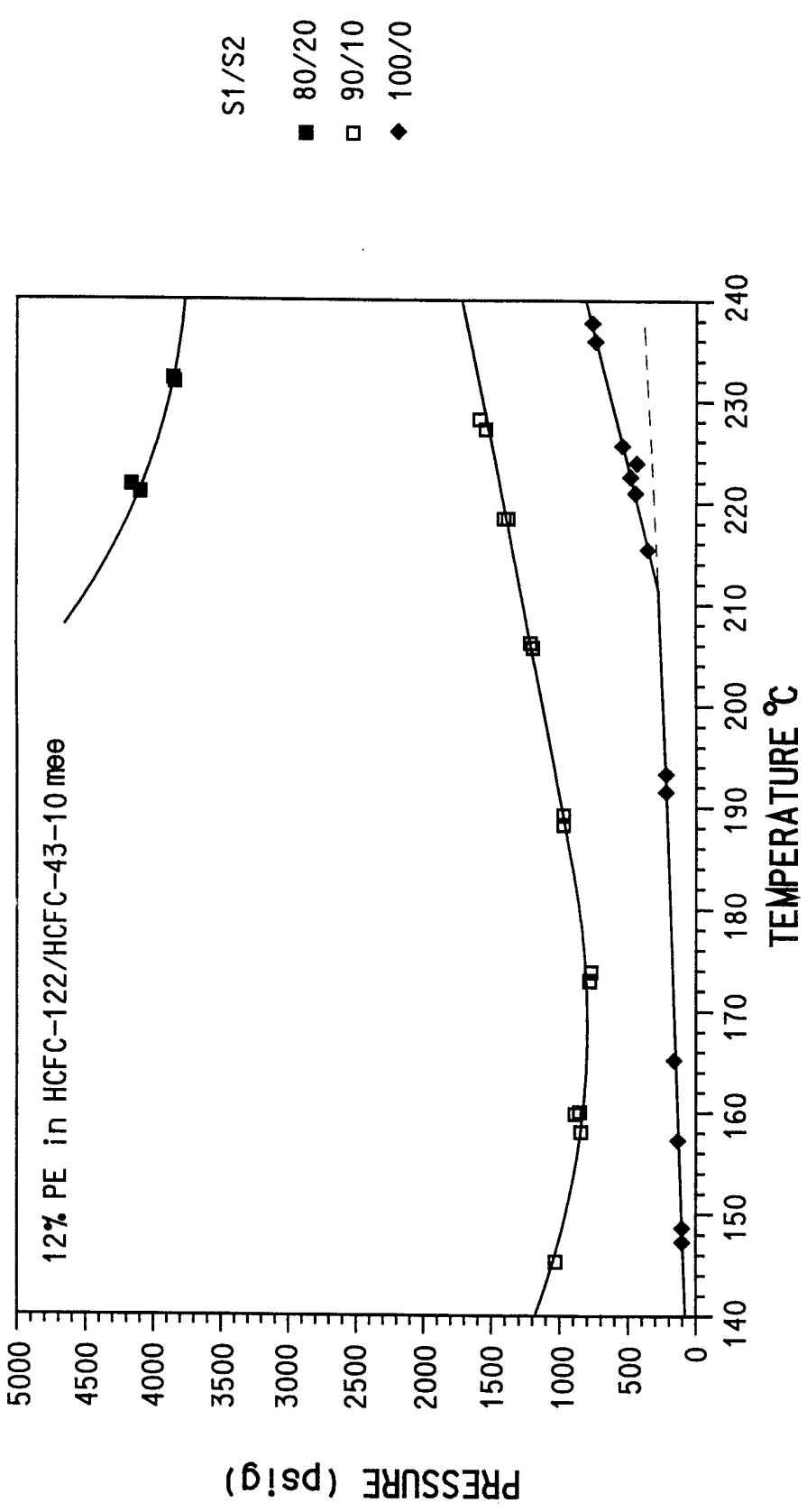
S1/S2
80/20
90/10
100/0
12% PE in HCFC-122/HCFC-43-10 mee
PRESSURE (psig)
TEMPERATURE °C
5000
4500
4000
3500
3000
2500
2000
1500
1000
500
0
140
150
160
170
180
190
200
210
220
230
240

FIG. 4

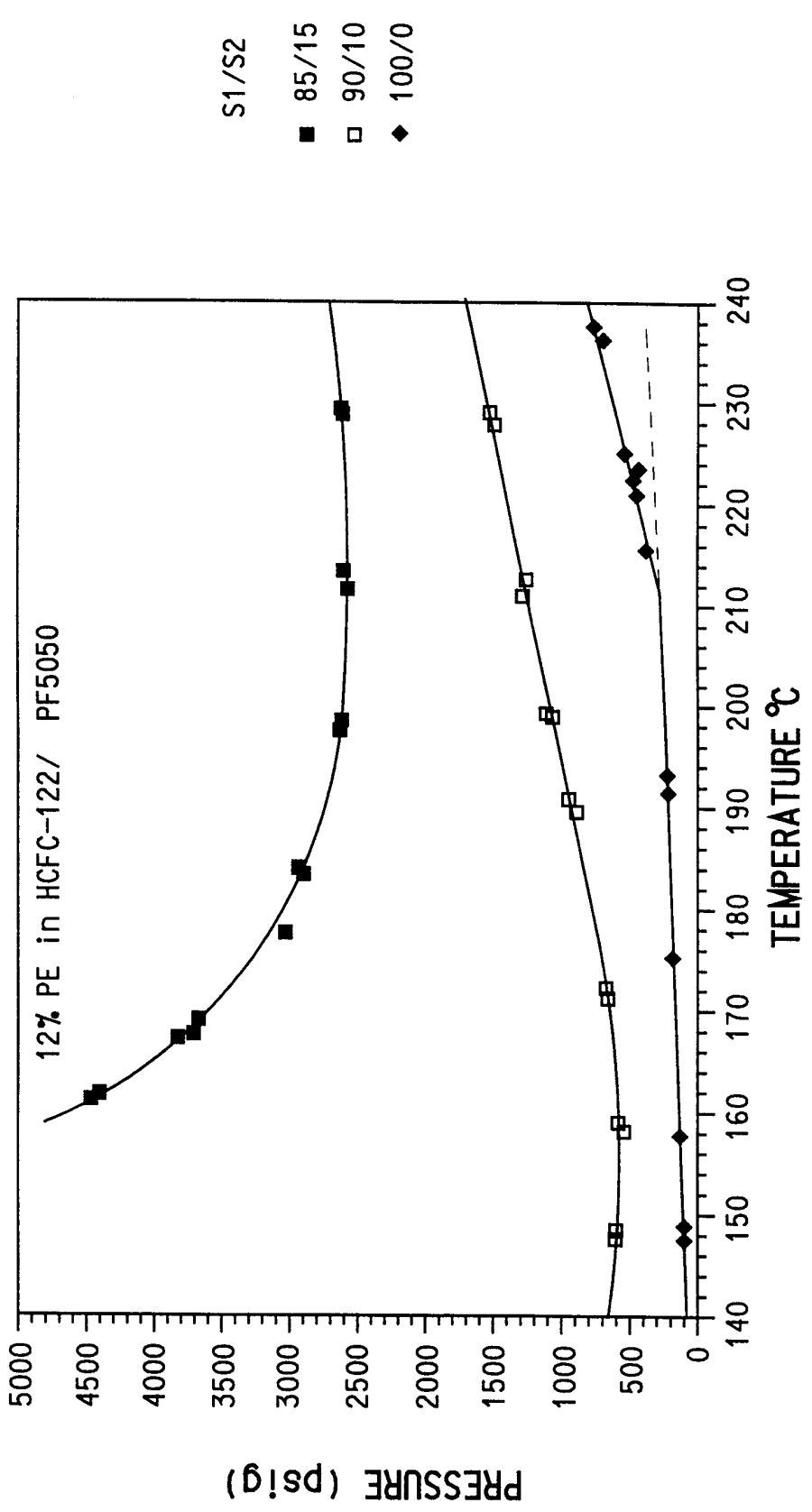
S1/S2
85/15
90/10
100/0
12% PE in HCFC-122/ PF5050
PRESSURE (psig)
TEMPERATURE °C
5000
4500
4000
3500
3000
2500
2000
1500
1000
500
0
140
150
160
170
180
190
200
210
220
230
240

FIG. 5

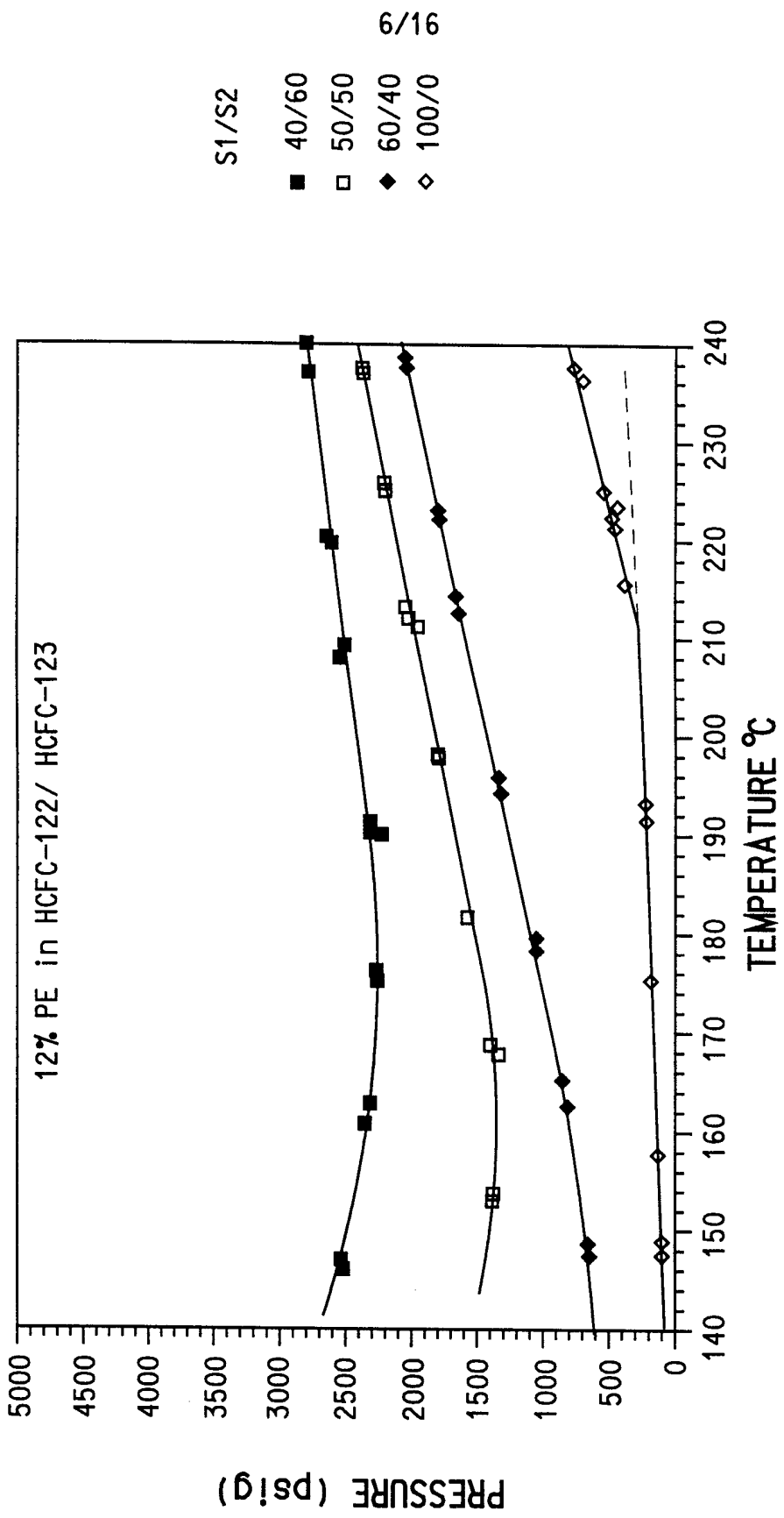
S1/S2
40/60
50/50
60/40
100/0
12% PE in HCFC-122/ HCFC-123
PRESSURE (psig)
TEMPERATURE °C
5000
4500
4000
3500
3000
2500
2000
1500
1000
500
0
140
150
160
170
180
190
200
210
220
230
240

FIG. 6

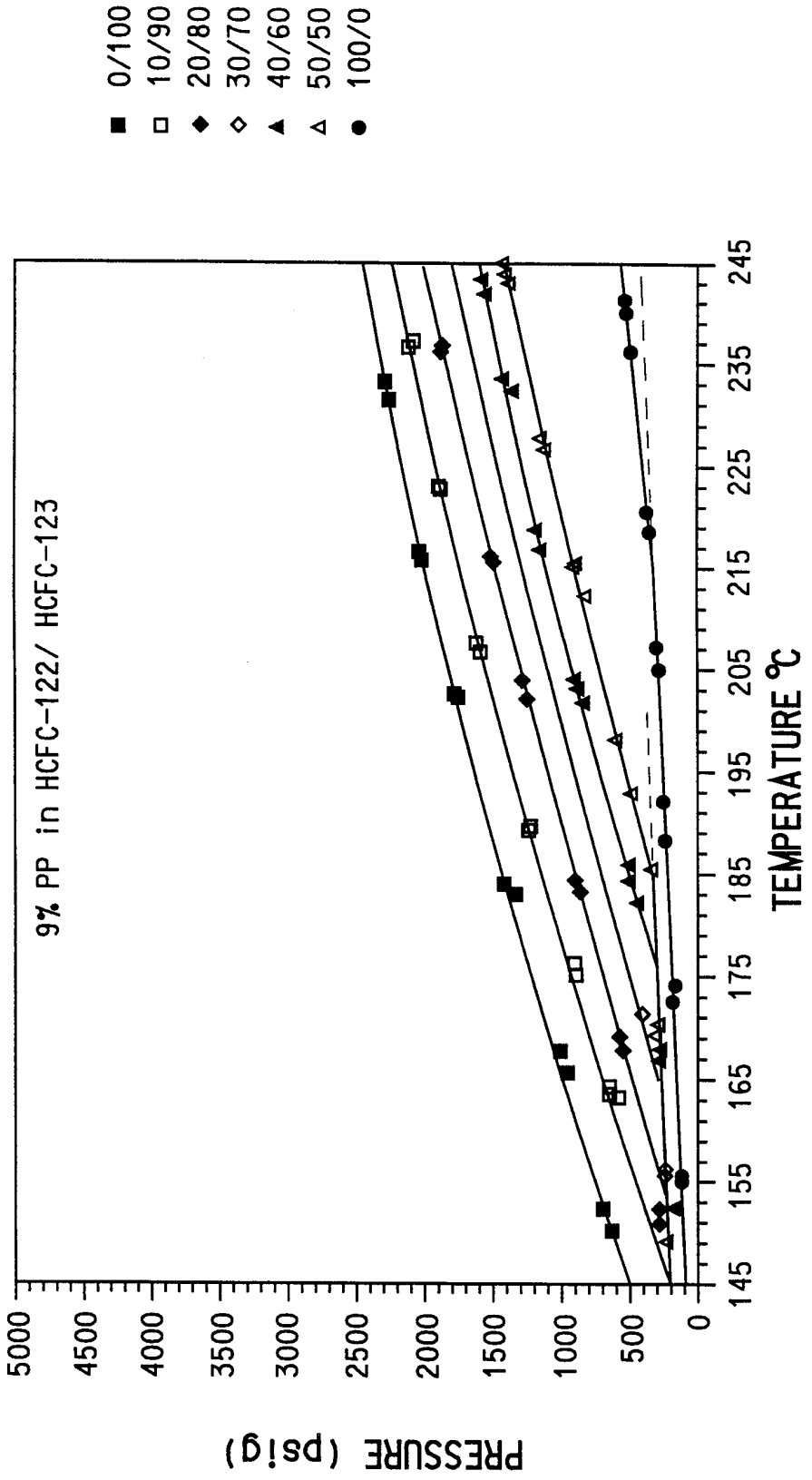
0/100
10/90
20/80
30/70
40/60
50/50
100/0
9% PP in HCFC-122/ HCFC-123
PRESSURE (psig)
5000
4500
4000
3500
3000
2500
2000
1500
1000
500
0
145
155
165
175
185
195
205
215
225
235
245
TEMPERATURE °C

FIG. 7

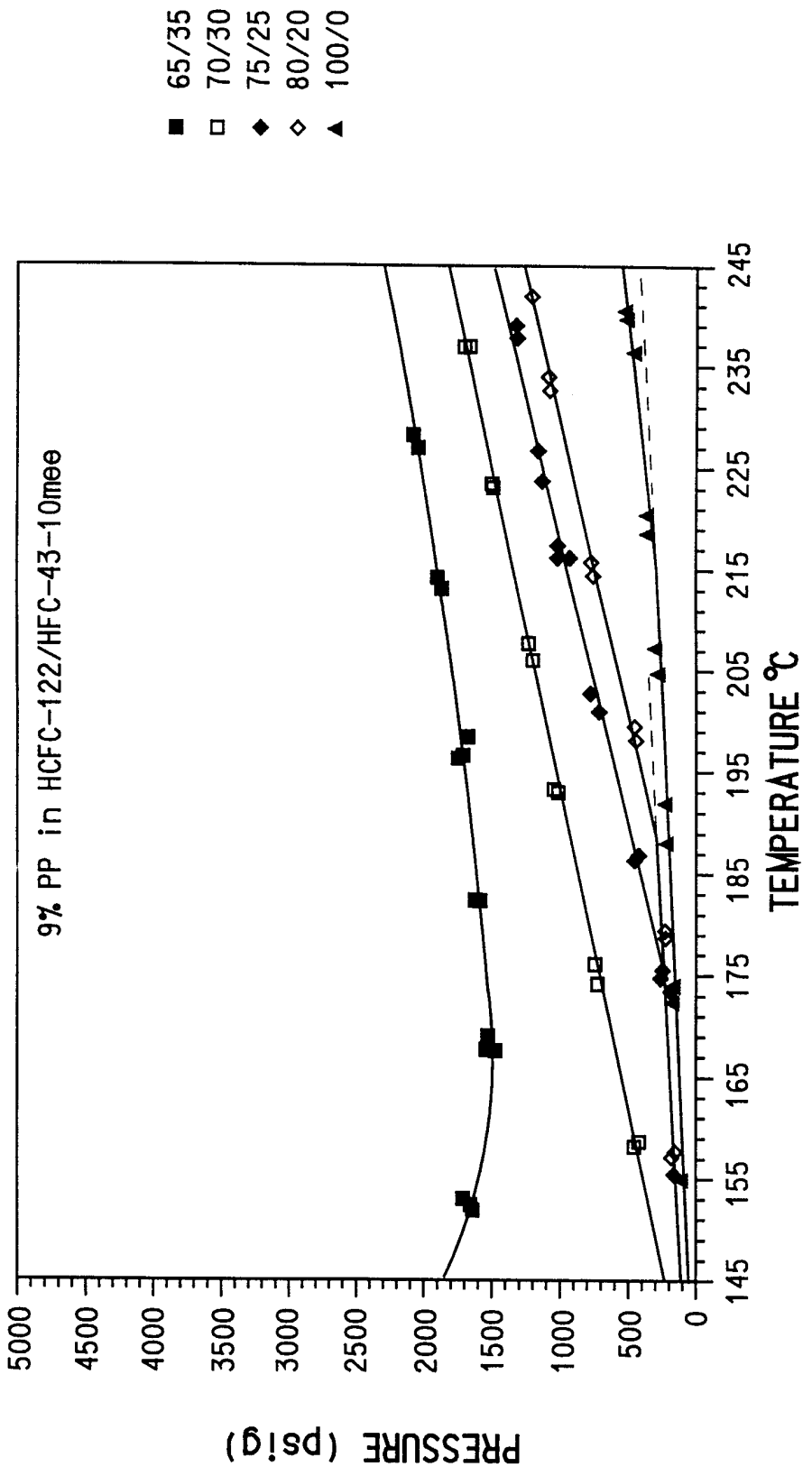
65/35
70/30
75/25
80/20
100/0
9% PP in HCFC-122/HFC-43-10mee
PRESSURE (psig)
5000
4500
4000
3500
3000
2500
2000
1500
1000
500
0
145
155
165
175
185
195
205
215
225
235
245
TEMPERATURE °C

FIG. 8

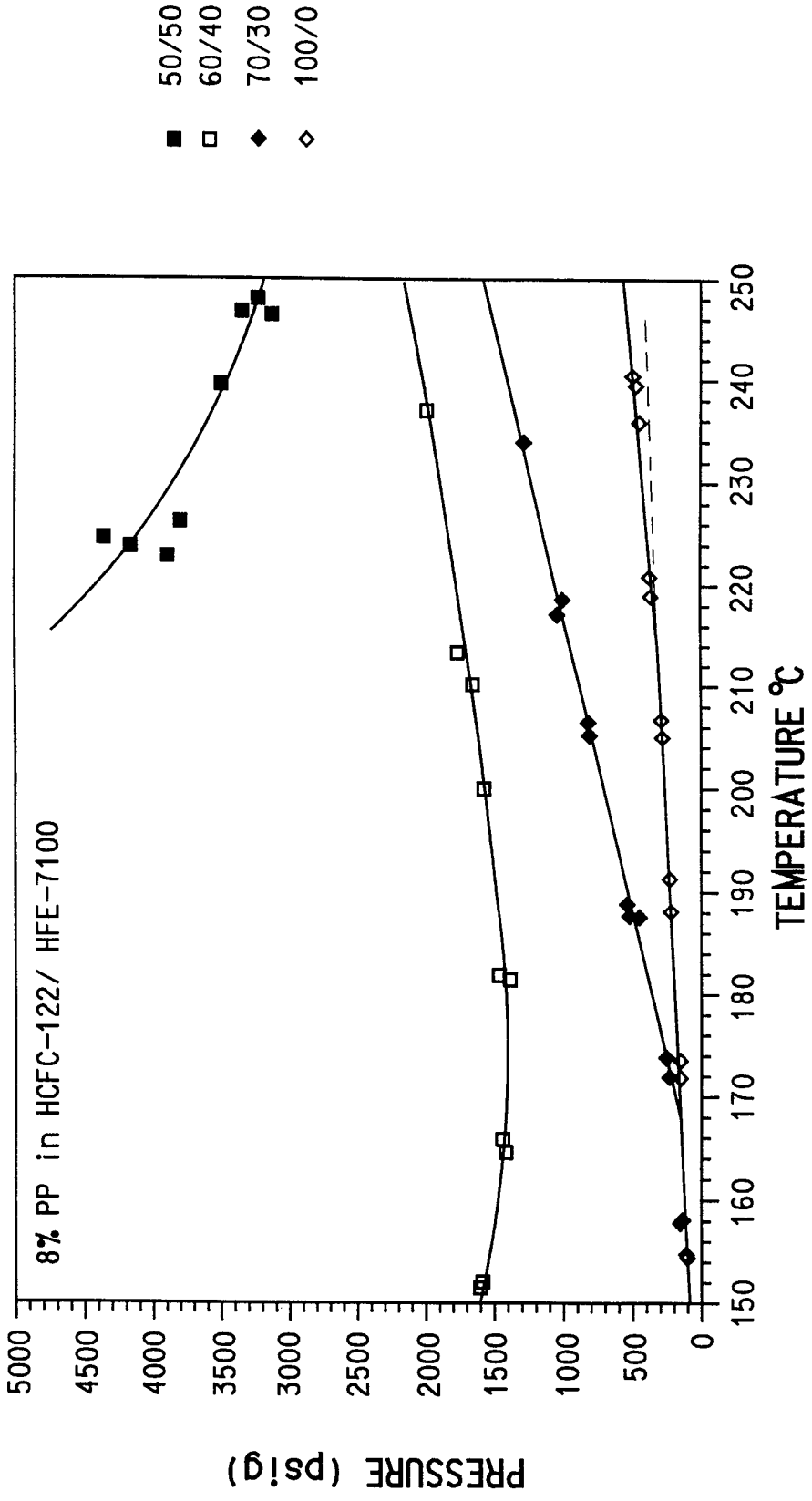
50/50
60/40
70/30
100/0
8% PP in HCFC-122/ HFE-7100
PRESSURE (psig)
TEMPERATURE °C
5000
4500
4000
3500
3000
2500
2000
1500
1000
500
0
150
160
170
180
190
200
210
220
230
240
250

FIG. 9

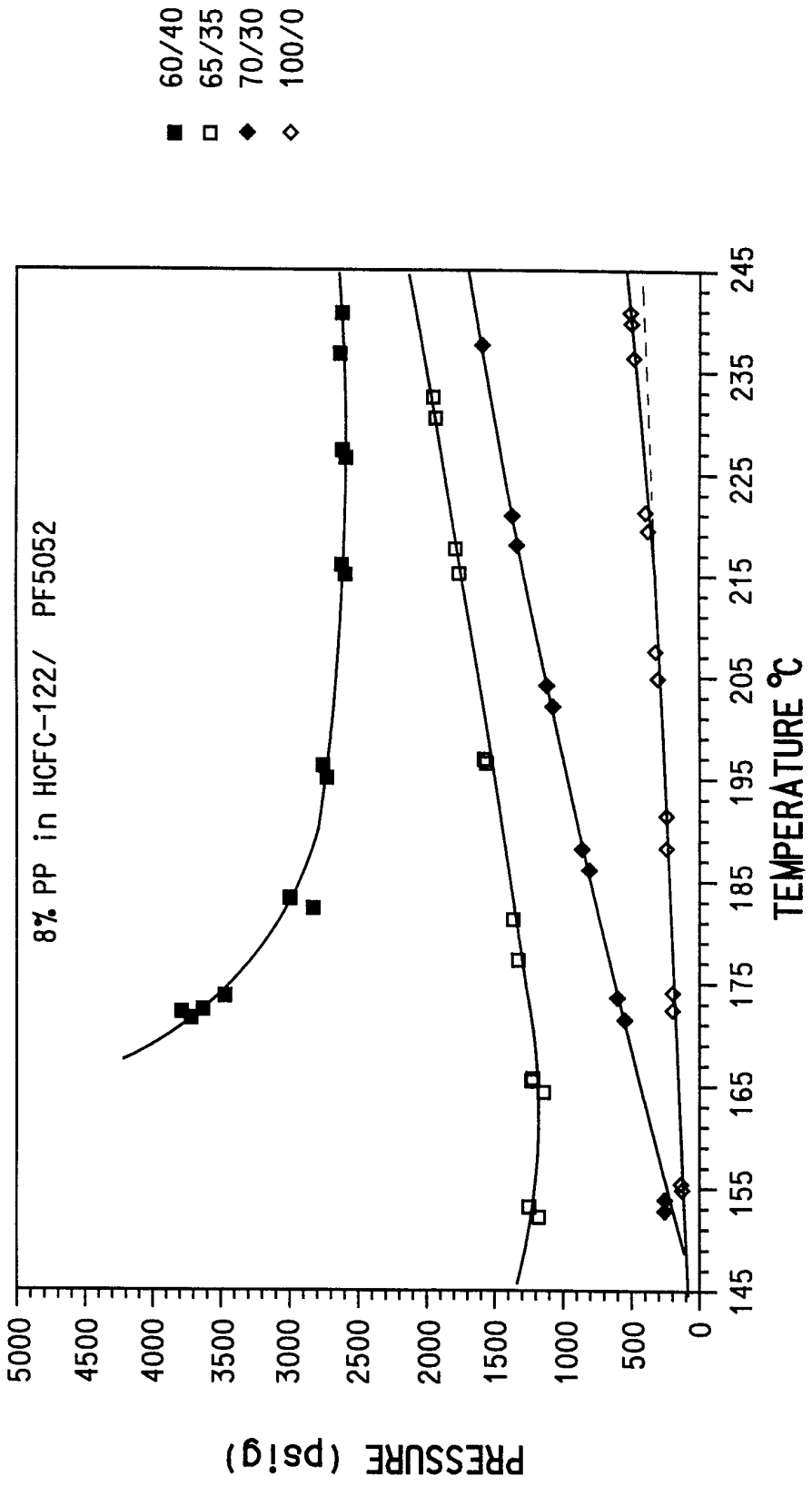
60/40
65/35
70/30
100/0
8% PP in HCFC-122/ PF5052
PRESSURE (psig)
5000
4500
4000
3500
3000
2500
2000
1500
1000
500
0
145
155
165
175
185
195
205
215
225
235
245
TEMPERATURE °C

FIG. 10

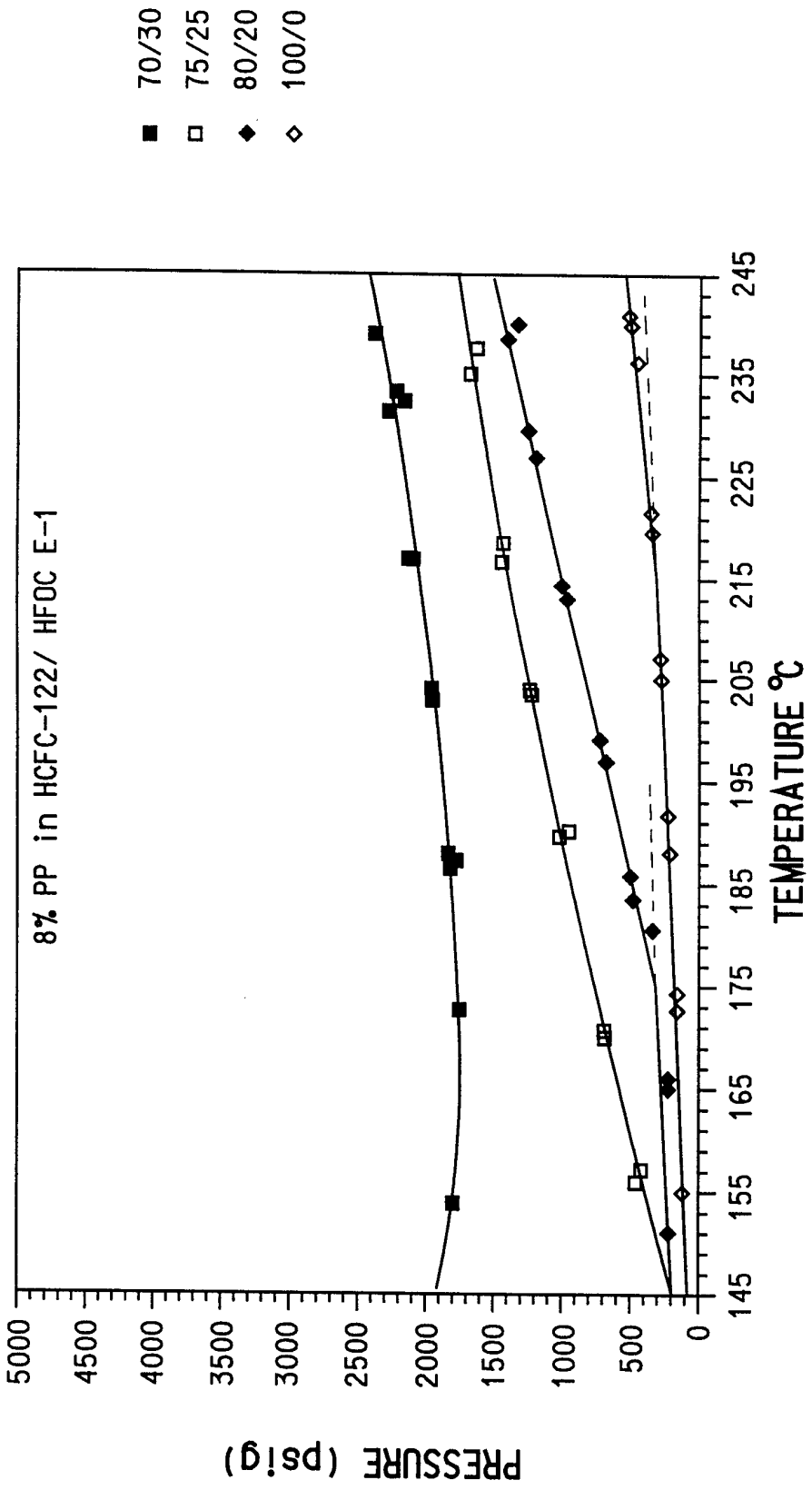
70/30
75/25
80/20
100/0
8% PP in HCFC-122/ HFOC E-1
PRESSURE (psig)
TEMPERATURE °C
5000
4500
4000
3500
3000
2500
2000
1500
1000
500
0
145
155
165
175
185
195
205
215
225
235
245

FIG. 11

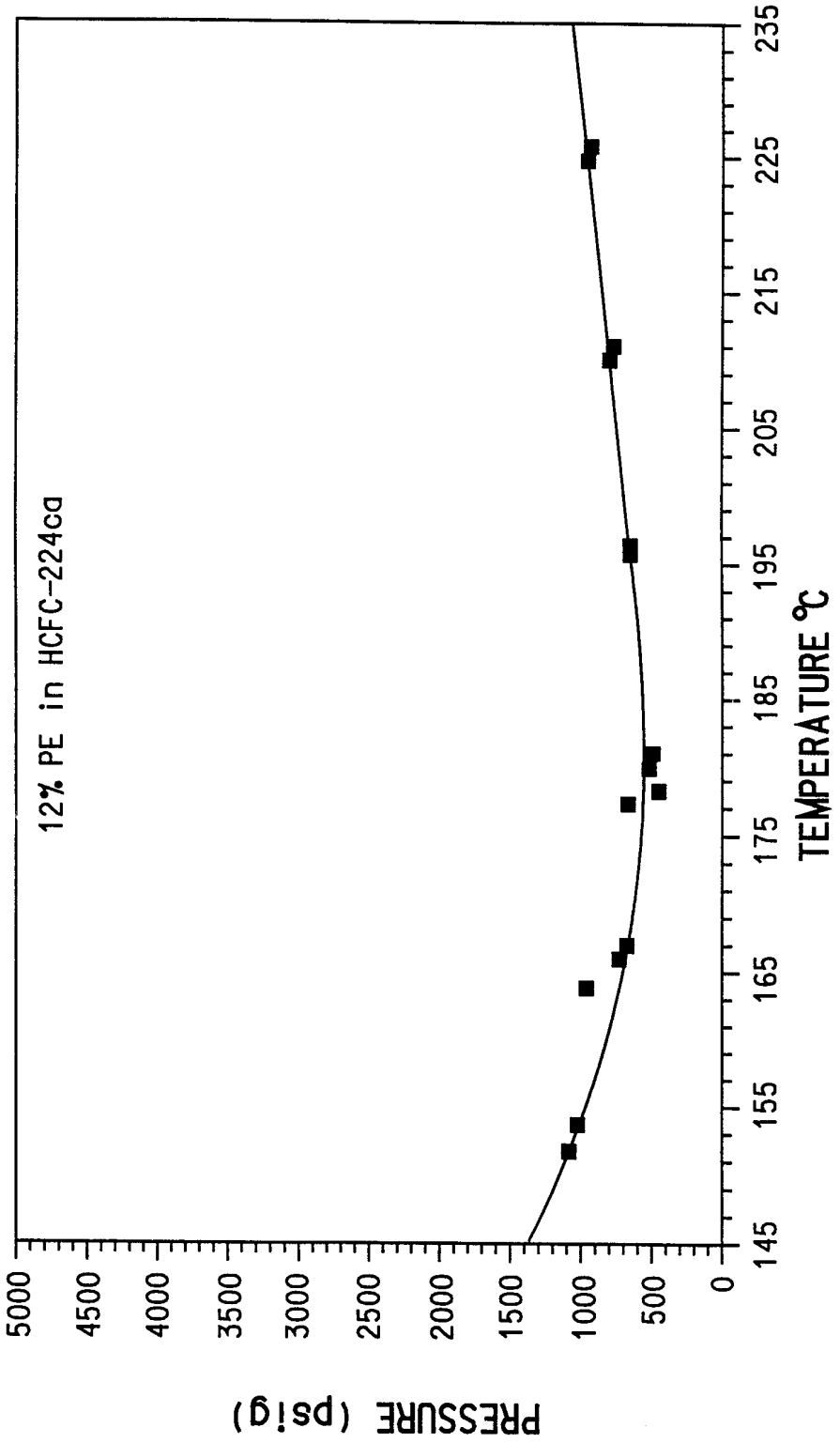
12% PE in HCFC-224ca
PRESSURE (psig)
5000
4500
4000
3500
3000
2500
2000
1500
1000
500
0
145
155
165
175
185
195
205
215
225
235
TEMPERATURE °C

FIG. 12

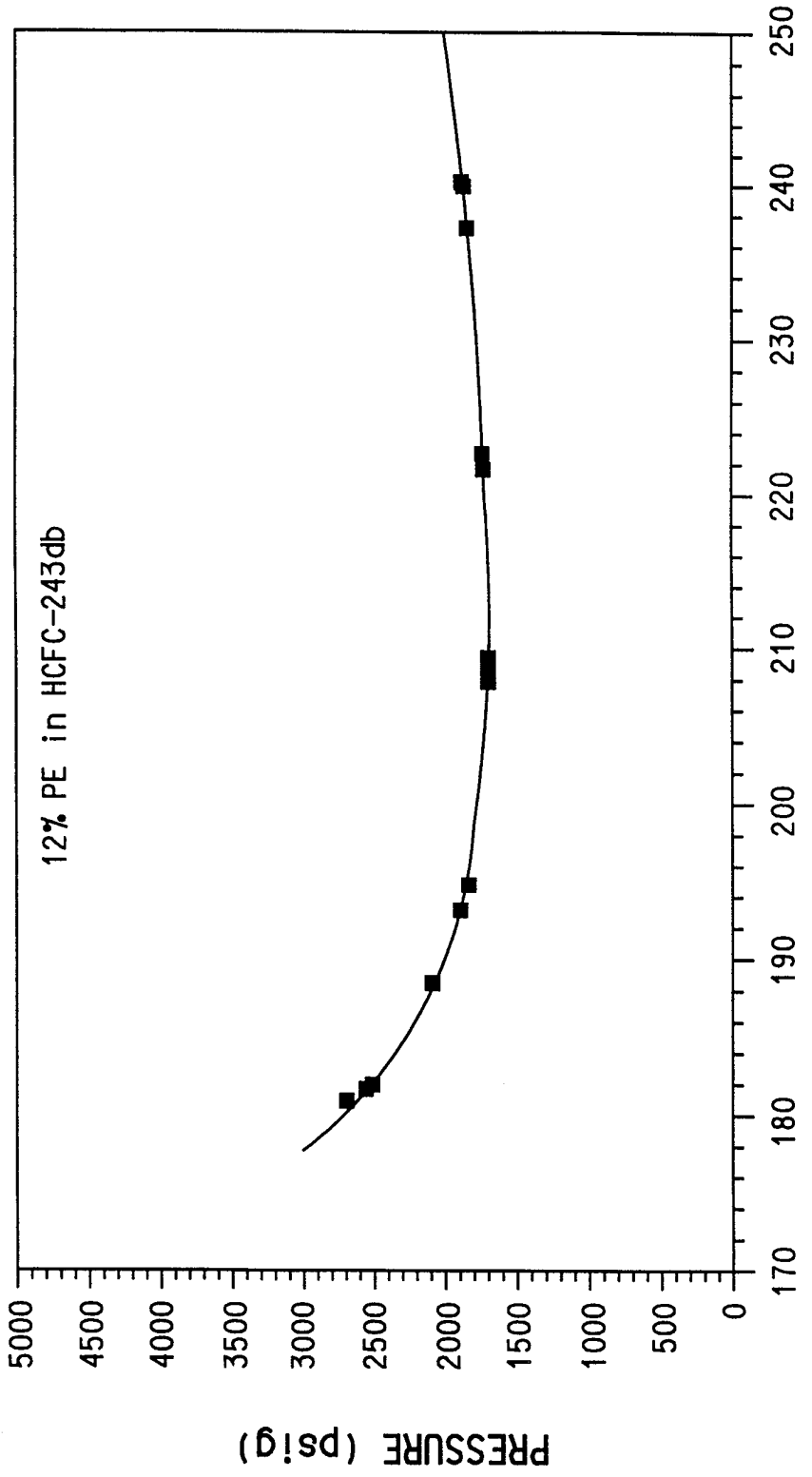
12% PE in HCFC-243db
PRESSURE (psig)
5000
4500
4000
3500
3000
2500
2000
1500
1000
500
0
170
180
190
200
210
220
230
240
250
TEMPERATURE °C

FIG. 13

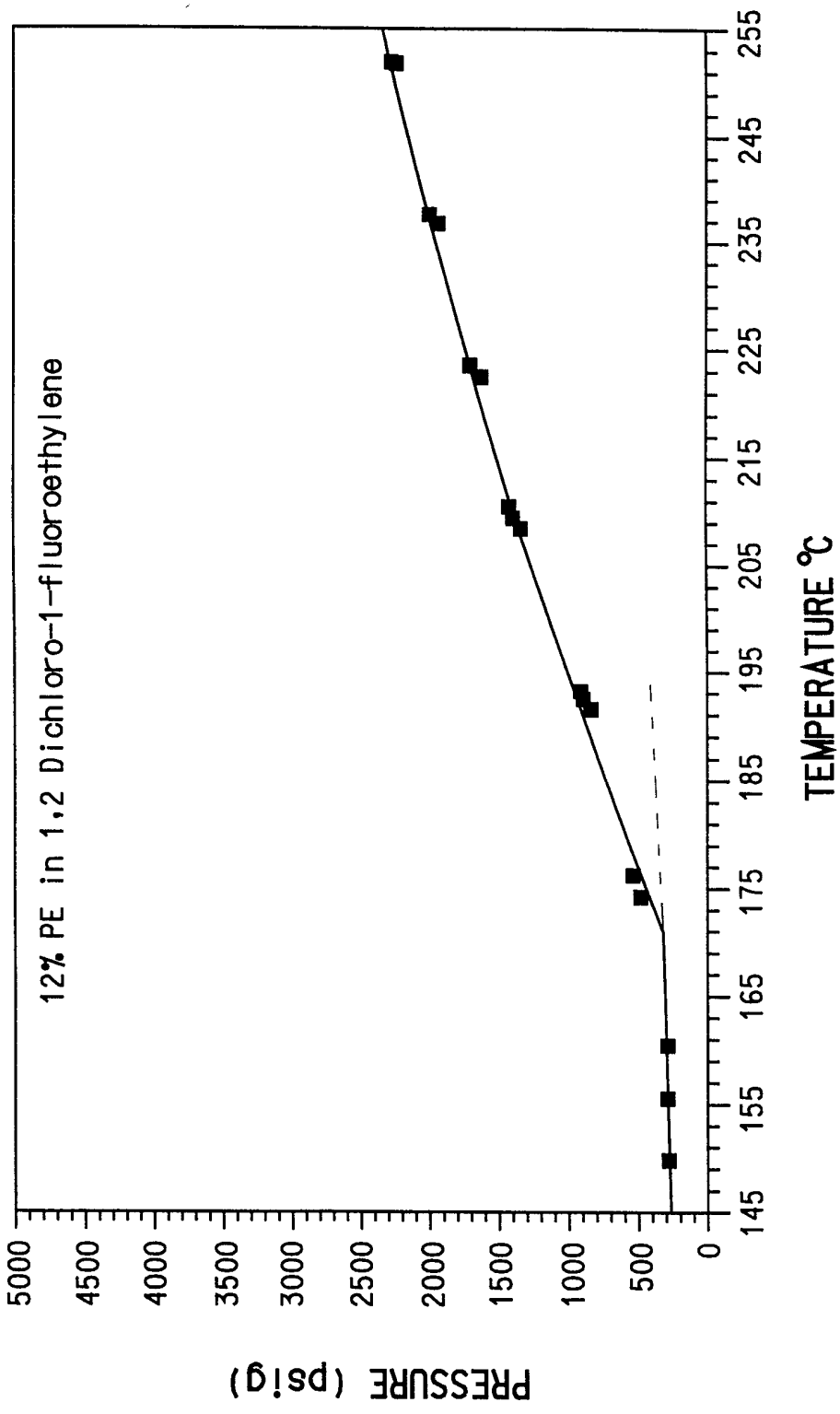
12% PE in 1,2 Dichloro-1-fluoroethylene
PRESSURE (psig)
5000
4500
4000
3500
3000
2500
2000
1500
1000
500
0
TEMPERATURE °C
145
155
165
175
185
195
205
215
225
235
245
255

FIG. 14

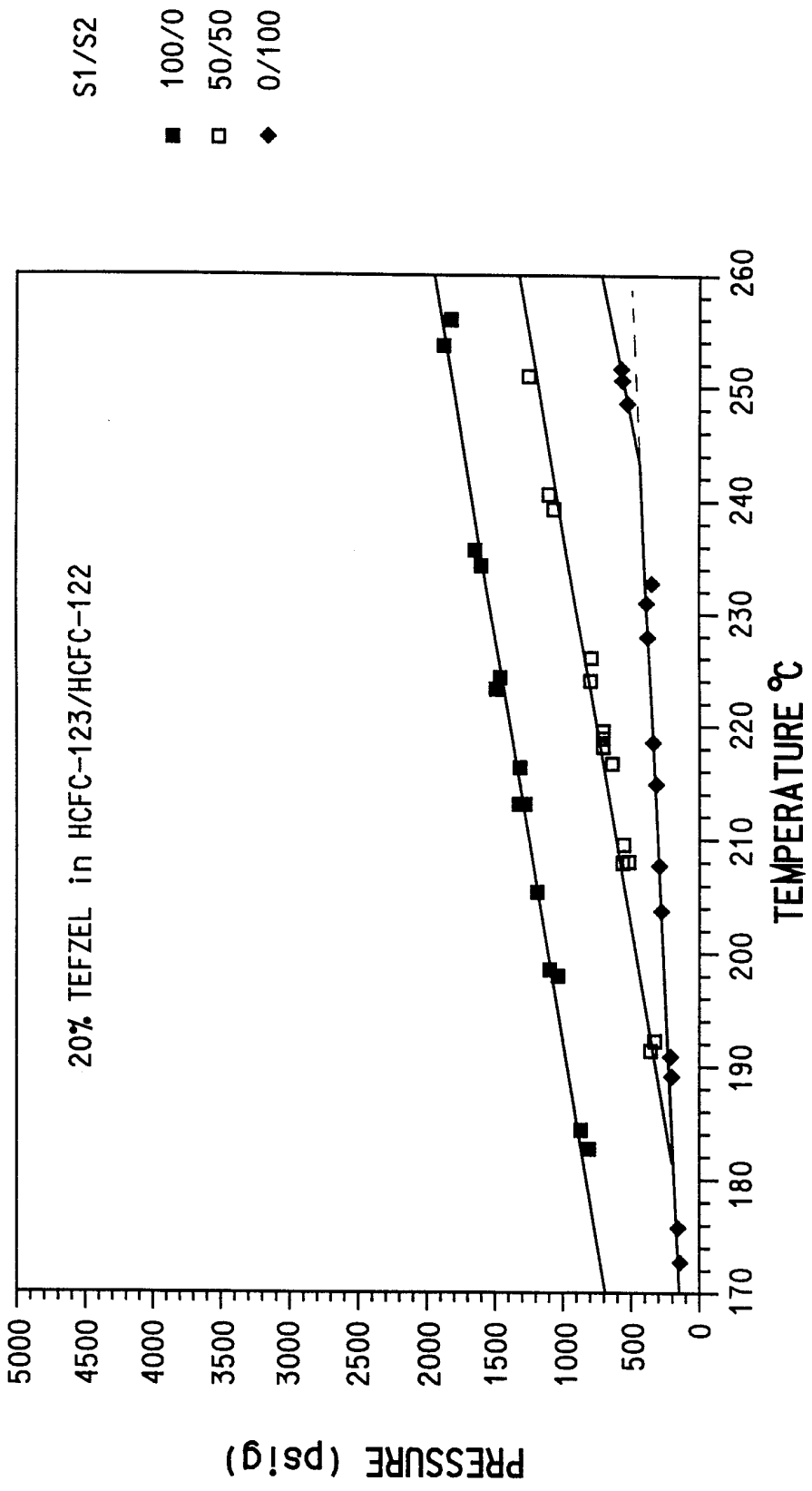
S1/S2
100/0
50/50
0/100
20% TEFZEL in HCFC-123/HCFC-122
PRESSURE (psig)
TEMPERATURE °C
5000
4500
4000
3500
3000
2500
2000
1500
1000
500
0
170
180
190
200
210
220
230
240
250
260

FIG. 15

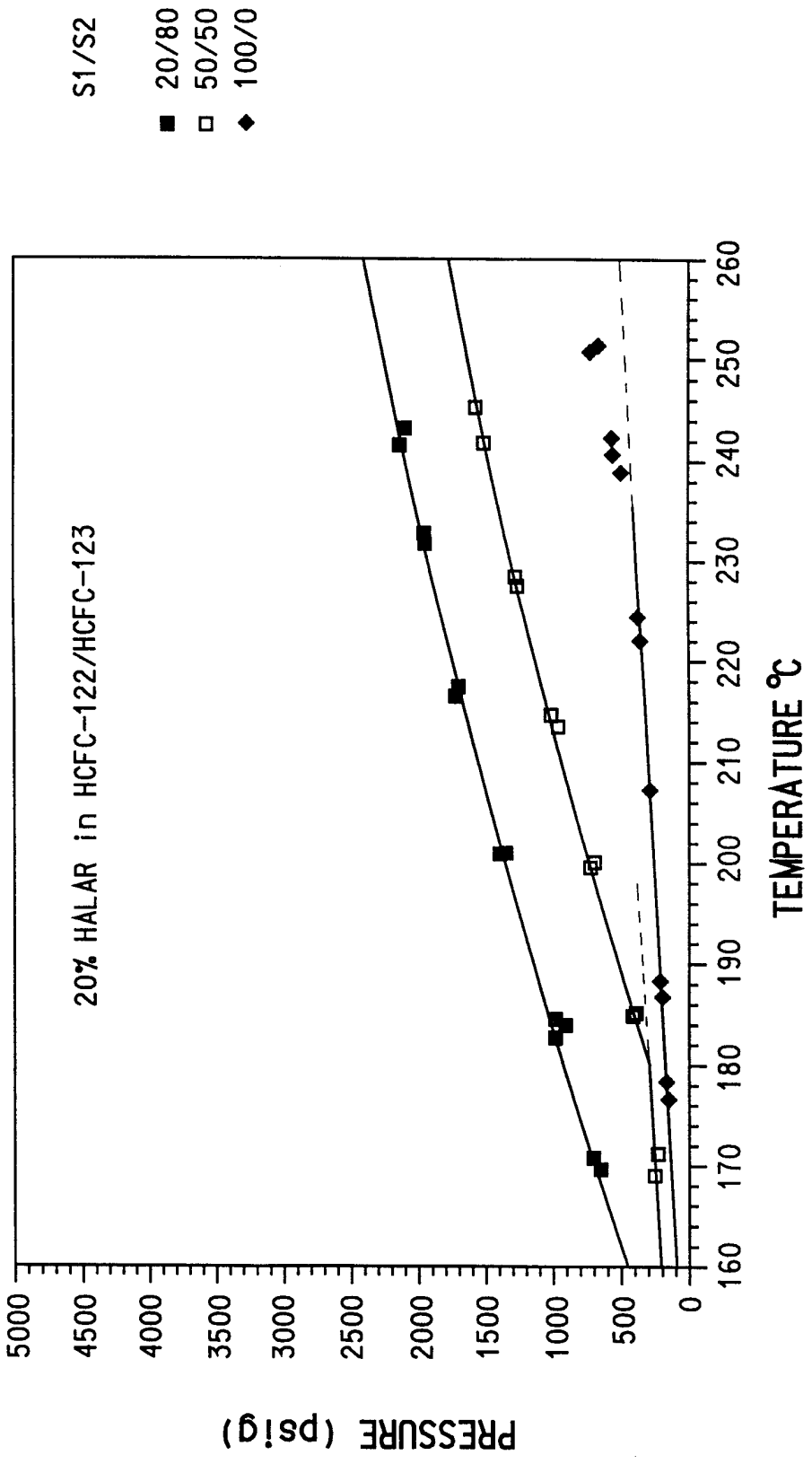
S1/S2
20/80
50/50
100/0
20% HALAR in HCFC-122/HCFC-123
PRESSURE (psig)
TEMPERATURE °C
5000
4500
4000
3500
3000
2500
2000
1500
1000
500
0
160
170
180
190
200
210
220
230
240
250
260

FIG. 16

INTERNATIONAL SEARCH REPORT

Inte onal Application No
PCT/US 99/00750

A. CLASSIFICATION OF SUBJECT MATTER
IPC 6 D01D5/11 D01F6/04 D01F6/06 D01F6/30 D01F6/32

According to International Patent Classification (IPC) or to both national classification and IPC

B. FIELDS SEARCHED

Minimum documentation searched (classification system followed by classification symbols)
IPC 6 D01D D01F

Documentation searched other than minimum documentation to the extent that such documents are included in the fields searched

Electronic data base consulted during the international search (name of data base and, where practical, search terms used)

C. DOCUMENTS CONSIDERED TO BE RELEVANT

Category °	Citation of document, with indication, where appropriate, of the relevant passages	Relevant to claim No.
X	PATENT ABSTRACTS OF JAPAN vol. 018, no. 271 (C-1203), 24 May 1994 & JP 06 041810 A (ASAHI CHEM IND CO LTD), 15 February 1994 see abstract	1,2,8,9
A	EP 0 361 684 A (E.I. DU PONT DE NEMOURS AND COMPANY) 4 April 1990 see the whole document & US 5 023 025 A cited in the application	1-16
A	WO 97 25460 A (ARMSTRONG JOHN EDWARD ;WAGGONER JAMES ROSS (US); DU PONT (US); SHI) 17 July 1997 cited in the application see the whole document	3,10,13

☐ Further documents are listed in the continuation of box C.

☒ Patent family members are listed in annex.

° Special categories of cited documents :

"A" document defining the general state of the art which is not considered to be of particular relevance

"E" earlier document but published on or after the international filing date

"L" document which may throw doubts on priority claim(s) or which is cited to establish the publication date of another citation or other special reason (as specified)

"O" document referring to an oral disclosure, use, exhibition or other means

"P" document published prior to the international filing date but later than the priority date claimed

"T" later document published after the international filing date or priority date and not in conflict with the application but cited to understand the principle or theory underlying the invention

"X" document of particular relevance; the claimed invention cannot be considered novel or cannot be considered to involve an inventive step when the document is taken alone

"Y" document of particular relevance; the claimed invention cannot be considered to involve an inventive step when the document is combined with one or more other such documents, such combination being obvious to a person skilled in the art.

"&" document member of the same patent family

Date of the actual completion of the international search	Date of mailing of the international search report
29 April 1999	12/05/1999

Name and mailing address of the ISA	Authorized officer
European Patent Office, P.B. 5818 Patentlaan 2 NL - 2280 HV Rijswijk Tel. (+31-70) 340-2040, Tx. 31 651 epo nl, Fax: (+31-70) 340-3016	Tarrida Torrell, J

1

Form PCT/ISA/210 (second sheet) (July 1992)

INTERNATIONAL SEARCH REPORT

Information on patent family members

Interr ıal Application No
PCT/US 99/00750

Patent document cited in search report	Publication date	Patent family member(s)	Publication date
EP 0361684 A	04-04-1990	AU 643386 B	11-11-1993
		AU 1823792 A	06-08-1992
		AU 627488 B	27-08-1992
		AU 4085389 A	08-03-1990
		CA 1338407 A	18-06-1996
		CN 1041190 A	11-04-1990
		DE 68909880 D	18-11-1993
		DE 68909880 T	05-05-1994
		JP 2160909 A	20-06-1990
		JP 2756489 B	25-05-1998
		KR 136110 B	28-04-1998
		MX 171962 B	25-11-1993
		RU 2002861 C	15-11-1993
		US 5081177 A	14-01-1992
		US 5023025 A	11-06-1991
WO 9725460 A	17-07-1997	CA 2242468 A	17-07-1997
		CA 2242469 A	17-07-1997
		CA 2242470 A	17-07-1997
		EP 0877834 A	18-11-1998
		EP 0877835 A	18-11-1998
		EP 0876520 A	11-11-1998
		WO 9725459 A	17-07-1997
		WO 9725461 A	17-07-1997