

A&A Ref: 157427

PUBLICATION PARTICULARS AND ABSTRACT
(Section 32(3)(a) - Regulations 22(1)(g) and 31)

21	01	PATENT APPLICATION NO	22	LODGING DATE	43	ACCEPTANCE DATE
----	----	-----------------------	----	--------------	----	-----------------

2007/03754

9 May 2007

22-11-2007

51	INTERNATIONAL CLASSIFICATION	NOT FOR PUBLICATION
----	------------------------------	---------------------

A61K,C07D

CLASSIFIED BY: ISA

71	FULL NAME(S) OF APPLICANT(S)
----	------------------------------

Incyte Corporation

72	FULL NAME(S) OF INVENTOR(S)
----	-----------------------------

YAO, Wenqing
ZHUO, Jincong
ZHANG, Colin
BURNS, David

HE, Chunhong
XU, Meizhong
QIAN, Ding-Quan
METCALF, Brian W.

EARLIEST PRIORITY CLAIMED	COUNTRY	NUMBER	DATE
	33 US	31 60/626,617	32 10 November 2004

NOTE: The country must be indicated by its International Abbreviation - see schedule 4 of the Regulations

54	TITLE OF INVENTION
----	--------------------

Lactam compounds and their use as pharmaceuticals

57	ABSTRACT (NOT MORE THAN 150 WORDS)
----	------------------------------------

NUMBER OF SHEETS	358
------------------	-----

The sheet(s) containing the abstract is/are attached.

If no classification is furnished, Form P.9 should accompany this form.
~~The figure of the drawing to which the abstract refers is attached.~~

2007/03754

(12) INTERNATIONAL APPLICATION PUBLISHED UNDER THE PATENT COOPERATION TREATY (PCT)

(19) World Intellectual Property Organization
International Bureau



(43) International Publication Date
18 May 2006 (18.05.2006)

PCT

(10) International Publication Number
WO 2006/053024 A2

(51) International Patent Classification:

A61K 31/52 (2006.01) C07D 473/02 (2006.01)
A61K 31/496 (2006.01) C07D 487/04 (2006.01)
A61K 31/4747 (2006.01)

Street, Philadelphia, PA 19111 (US). METCALF, Brian,
W. [US/US]; 297 Lakefield Place, Moraga, CA 94556
(US).

(21) International Application Number:

PCT/US2005/040550

(74) Agent: GODDARD, Christine, Ph., D.; Fish and
Richardson P.C., P.O. Box 1022, Minneapolis, MN
55440-1022 (US).

(22) International Filing Date:

9 November 2005 (09.11.2005)

(81) Designated States (unless otherwise indicated, for every
kind of national protection available): AE, AG, AL, AM,
AT, AU, AZ, BA, BB, BG, BR, BW, BY, BZ, CA, CH, CN,
CO, CR, CU, CZ, DE, DK, DM, DZ, EC, EE, EG, ES, FI,
GB, GD, GE, GH, GM, HR, HU, ID, IL, IN, IS, JP, KE,
KG, KM, KN, KP, KR, KZ, LC, LK, LR, LS, LT, LU, LV,
LY, MA, MD, MG, MK, MN, MW, MX, MZ, NA, NG, NI,
NO, NZ, OM, PG, PH, PL, PT, RO, RU, SC, SD, SE, SG,
SK, SL, SM, SY, TJ, TM, TN, TR, TT, TZ, UA, UG, US,
UZ, VC, VN, YU, ZA, ZM, ZW.

(25) Filing Language:

English

(26) Publication Language:

English

(30) Priority Data:

60/626,617 10 November 2004 (10.11.2004) US
60/715,020 8 September 2005 (08.09.2005) US

(71) Applicant (for all designated States except US): INCYTE
CORPORATION [US/US]; Experimental Station, Build-
ing 336, Route 141 & Henry Clay Road, Wilmington, DE
19880 (US).

(84) Designated States (unless otherwise indicated, for every
kind of regional protection available): ARIPO (BW, GH,
GM, KE, LS, MW, MZ, NA, SD, SL, SZ, TZ, UG, ZM,
ZW), Eurasian (AM, AZ, BY, KG, KZ, MD, RU, TJ, TM),
European (AT, BE, BG, CH, CY, CZ, DE, DK, EE, ES, FI,
FR, GB, GR, HU, IE, IS, IT, LT, LU, LV, MC, NL, PL, PT,
RO, SE, SI, SK, TR), OAPI (BF, BJ, CF, CG, CI, CM, GA,
GN, GQ, GW, ML, MR, NE, SN, TD, TG).

(72) Inventors; and

(75) Inventors/Applicants (for US only): YAO, Wenqing
[US/US]; 748 Meadowbrook Road, Kennett Square, PA
19348 (US). HE, Chunhong [CN/US]; 34 Overlook
Circle, Boothwyn, PA 19348 (US). ZHUO, Jincong
[CN/US]; 17 Forwood Drive, Boothwyn, PA 19348 (US).
XU, Meirong [CN/US]; 8 Fritze Court, Hockessin,
DE 19707 (US). ZHANG, Colin [CN/US]; 639 South
Street, Apartment E2, Lansdale, PA 19446 (US). QIAN,
Ding-Quan [CN/US]; 10 Donald Drive, Newark, DE
19702 (US). BURNS, David [US/US]; 7525 Claridge

Published:

— without international search report and to be republished
upon receipt of that report

For two-letter codes and other abbreviations, refer to the "Guid-
ance Notes on Codes and Abbreviations" appearing at the begin-
ning of each regular issue of the PCT Gazette.

(54) Title: LACTAM COMPOUNDS AND THEIR USE AS PHARMACEUTICALS

(57) Abstract: The present invention relates to inhibitors of 11- β hydroxyl steroid dehydrogenase type 1, antagonists of the miner-
alocorticoid receptor (MR), and pharmaceutical compositions thereof. The compounds of the invention can be useful in the treatment
of various diseases associated with expression or activity of 11- β hydroxyl steroid dehydrogenase type 1 and/or diseases associated
with aldosterone excess.

WO 2006/053024 A2

LACTAM COMPOUNDS AND THEIR USE AS PHARMACEUTICALS

5

FIELD OF THE INVENTION

The present invention relates to modulators of 11- β hydroxyl steroid dehydrogenase type 1 (11 β HSD1) and/or mineralocorticoid receptor (MR), compositions thereof and methods of using the same.

10

BACKGROUND OF THE INVENTION

Glucocorticoids are steroid hormones that regulate fat metabolism, function and distribution. In vertebrates, glucocorticoids also have profound and diverse physiological effects on development, neurobiology, inflammation, blood pressure, metabolism and programmed cell death. In humans, the primary endogenously-produced glucocorticoid is cortisol. Cortisol is synthesized in the zona fasciculate of the adrenal cortex under the control of a short-term neuroendocrine feedback circuit called the hypothalamic-pituitary-adrenal (HPA) axis. Adrenal production of cortisol proceeds under the control of adrenocorticotrophic hormone (ACTH), a factor produced and secreted by the anterior pituitary. Production of ACTH in the anterior pituitary is itself highly regulated, driven by corticotropin releasing hormone (CRH) produced by the paraventricular nucleus of the hypothalamus. The HPA axis maintains circulating cortisol concentrations within restricted limits, with forward drive at the diurnal maximum or during periods of stress, and is rapidly attenuated by a negative feedback loop resulting from the ability of cortisol to suppress ACTH production in the anterior pituitary and CRH production in the hypothalamus.

25

Aldosterone is another hormone produced by the adrenal cortex; aldosterone regulates sodium and potassium homeostasis. Fifty years ago, a role for aldosterone excess in human disease was reported in a description of the syndrome of primary aldosteronism (Conn, (1955), J. Lab. Clin. Med. 45: 6-17). It is now clear that elevated levels of aldosterone are associated with deleterious effects on the heart and kidneys, and are a major contributing factor to morbidity and mortality in both heart failure and hypertension.

30

Two members of the nuclear hormone receptor superfamily, glucocorticoid receptor (GR) and mineralocorticoid receptor (MR), mediate cortisol function *in vivo*, while the primary intracellular receptor for aldosterone is the MR. These receptors are also referred to as 'ligand-dependent transcription factors,' because their functionality is dependent on the receptor being bound to its

35

ligand (for example, cortisol); upon ligand-binding these receptors directly modulate transcription via DNA-binding zinc finger domains and transcriptional activation domains.

Historically, the major determinants of glucocorticoid action were attributed to three primary factors: 1) circulating levels of glucocorticoid (driven primarily by the HPA axis), 2) protein binding of glucocorticoids in circulation, and 3) intracellular receptor density inside target tissues. Recently, a fourth determinant of glucocorticoid function was identified: tissue-specific pre-receptor metabolism by glucocorticoid-activating and -inactivating enzymes. These 11-beta-hydroxysteroid dehydrogenase (11- β -HSD) enzymes act as pre-receptor control enzymes that modulate activation of the GR and MR by regulation of glucocorticoid hormones. To date, two distinct isozymes of 11-beta-HSD have been cloned and characterized: 11 β HSD1 (also known as 11-beta-HSD type 1, 11 β HSD1, HSD11B1, HDL, and HSD11L) and 11 β HSD2. 11 β HSD1 and 11 β HSD2 catalyze the interconversion of hormonally active cortisol (corticosterone in rodents) and inactive cortisone (11-dehydrocorticosterone in rodents). 11 β HSD1 is widely distributed in rat and human tissues; expression of the enzyme and corresponding mRNA have been detected in lung, testis, and most abundantly in liver and adipose tissue. 11 β HSD1 catalyzes both 11-beta-dehydrogenation and the reverse 11-oxoreduction reaction, although 11 β HSD1 acts predominantly as a NADPH-dependent oxoreductase in intact cells and tissues, catalyzing the activation of cortisol from inert cortisone (Low et al. (1994) J. Mol. Endocrin. 13: 167-174) and has been reported to regulate glucocorticoid access to the GR. Conversely, 11 β HSD2 expression is found mainly in mineralocorticoid target tissues such as kidney, placenta, colon and salivary gland, acts as an NAD-dependent dehydrogenase catalyzing the inactivation of cortisol to cortisone (Albiston et al. (1994) Mol. Cell. Endocrin. 105: R11-R17), and has been found to protect the MR from glucocorticoid excess, such as high levels of receptor-active cortisol (Blum, et al., (2003) Prog. Nucl. Acid Res. Mol. Biol. 75:173-216).

In vitro, the MR binds cortisol and aldosterone with equal affinity. The tissue specificity of aldosterone activity, however, is conferred by the expression of 11 β HSD2 (Funder et al. (1988), Science 242: 583-585). The inactivation of cortisol to cortisone by 11 β HSD2 at the site of the MR enables aldosterone to bind to this receptor *in vivo*. The binding of aldosterone to the MR results in dissociation of the ligand-activated MR from a multiprotein complex containing chaperone proteins, translocation of the MR into the nucleus, and its binding to hormone response elements in regulatory regions of target gene promoters. Within the distal nephron of the kidney, induction of serum and glucocorticoid inducible kinase-1 (sgk-1) expression leads to the absorption of Na⁺ ions and water through the epithelial sodium channel, as well as potassium excretion with subsequent volume expansion and hypertension (Bhargava et al., (2001), Endo 142: 1587-1594).

In humans, elevated aldosterone concentrations are associated with endothelial dysfunction, myocardial infarction, left ventricular atrophy, and death. In attempts to modulate these ill effects, multiple intervention strategies have been adopted to control aldosterone overactivity and attenuate

the resultant hypertension and its associated cardiovascular consequences. Inhibition of angiotensin-converting enzyme (ACE) and blockade of the angiotensin type 1 receptor (AT1R) are two strategies that directly impact the rennin-angiotensin-aldosterone system (RAAS). However, although ACE inhibition and AT1R antagonism initially reduce aldosterone concentrations, circulating concentrations of this hormone return to baseline levels with chronic therapy (known as 'aldosterone escape'). Importantly, co-administration of the MR antagonist Spironolactone or Eplerenone directly blocks the deleterious effects of this escape mechanism and dramatically reduces patient mortality (Pitt et al., New England J. Med. (1999), 341: 709-719; Pitt et al., New England J. Med. (2003), 348: 1309-1321). Therefore, MR antagonism may be an important treatment strategy for many patients with hypertension and cardiovascular disease, particularly those hypertensive patients at risk for target-organ damage.

Mutations in either of the genes encoding the 11-beta-HSD enzymes are associated with human pathology. For example, 11 β HSD2 is expressed in aldosterone-sensitive tissues such as the distal nephron, salivary gland, and colonic mucosa where its cortisol dehydrogenase activity serves to protect the intrinsically non-selective MR from illicit occupation by cortisol (Edwards et al. (1988) Lancet 2: 986-989). Individuals with mutations in 11 β HSD2 are deficient in this cortisol-inactivation activity and, as a result, present with a syndrome of apparent mineralocorticoid excess (also referred to as 'SAME') characterized by hypertension, hypokalemia, and sodium retention (Wilson et al. (1998) Proc. Natl. Acad. Sci. 95: 10200-10205). Likewise, mutations in 11 β HSD1, a primary regulator of tissue-specific glucocorticoid bioavailability, and in the gene encoding a co-localized NADPH-generating enzyme, hexose 6-phosphate dehydrogenase (H6PD), can result in cortisone reductase deficiency (CRD), in which activation of cortisone to cortisol does not occur, resulting in adrenocorticotropin-mediated androgen excess. CRD patients excrete virtually all glucocorticoids as cortisone metabolites (tetrahydrocortisone) with low or absent cortisol metabolites (tetrahydrocortisols). When challenged with oral cortisone, CRD patients exhibit abnormally low plasma cortisol concentrations. These individuals present with ACTH-mediated androgen excess (hirsutism, menstrual irregularity, hyperandrogenism), a phenotype resembling polycystic ovary syndrome (PCOS) (Draper et al. (2003) Nat. Genet. 34: 434-439).

The importance of the HPA axis in controlling glucocorticoid excursions is evident from the fact that disruption of homeostasis in the HPA axis by either excess or deficient secretion or action results in Cushing's syndrome or Addison's disease, respectively (Miller and Chrousos (2001) Endocrinology and Metabolism, eds. Felig and Frohman (McGraw-Hill, New York), 4th Ed.: 387-524). Patients with Cushing's syndrome (a rare disease characterized by systemic glucocorticoid excess originating from the adrenal or pituitary tumors) or receiving glucocorticoid therapy develop reversible visceral fat obesity. Interestingly, the phenotype of Cushing's syndrome patients closely resembles that of Reaven's metabolic syndrome (also known as Syndrome X or insulin resistance

syndrome) the symptoms of which include visceral obesity, glucose intolerance, insulin resistance, hypertension, type 2 diabetes and hyperlipidemia (Reaven (1993) *Ann. Rev. Med.* 44: 121-131). However, the role of glucocorticoids in prevalent forms of human obesity has remained obscure because circulating glucocorticoid concentrations are not elevated in the majority of metabolic syndrome patients. In fact, glucocorticoid action on target tissue depends not only on circulating levels but also on intracellular concentration, locally enhanced action of glucocorticoids in adipose tissue and skeletal muscle has been demonstrated in metabolic syndrome. Evidence has accumulated that enzyme activity of 11 β HSD1, which regenerates active glucocorticoids from inactive forms and plays a central role in regulating intracellular glucocorticoid concentration, is commonly elevated in fat depots from obese individuals. This suggests a role for local glucocorticoid reactivation in obesity and metabolic syndrome.

Given the ability of 11 β HSD1 to regenerate cortisol from inert circulating cortisone, considerable attention has been given to its role in the amplification of glucocorticoid function. 11 β HSD1 is expressed in many key GR-rich tissues, including tissues of considerable metabolic importance such as liver, adipose, and skeletal muscle, and, as such, has been postulated to aid in the tissue-specific potentiation of glucocorticoid-mediated antagonism of insulin function. Considering a) the phenotypic similarity between glucocorticoid excess (Cushing's syndrome) and the metabolic syndrome with normal circulating glucocorticoids in the latter, as well as b) the ability of 11 β HSD1 to generate active cortisol from inactive cortisone in a tissue-specific manner, it has been suggested that central obesity and the associated metabolic complications in syndrome X result from increased activity of 11 β HSD1 within adipose tissue, resulting in 'Cushing's disease of the omentum' (Bujalska et al. (1997) *Lancet* 349: 1210-1213). Indeed, 11 β HSD1 has been shown to be upregulated in adipose tissue of obese rodents and humans (Livingstone et al. (2000) *Endocrinology* 131: 560-563; Rask et al. (2001) *J. Clin. Endocrinol. Metab.* 86: 1418-1421; Lindsay et al. (2003) *J. Clin. Endocrinol. Metab.* 88: 2738-2744; Wake et al. (2003) *J. Clin. Endocrinol. Metab.* 88: 3983-3988).

Additional support for this notion has come from studies in mouse transgenic models. Adipose-specific overexpression of 11 β HSD1 under the control of the aP2 promoter in mouse produces a phenotype remarkably reminiscent of human metabolic syndrome (Masuzaki et al. (2001) *Science* 294: 2166-2170; Masuzaki et al. (2003) *J. Clinical Invest.* 112: 83-90). Importantly, this phenotype occurs without an increase in total circulating corticosterone, but rather is driven by a local production of corticosterone within the adipose depots. The increased activity of 11 β HSD1 in these mice (2-3 fold) is very similar to that observed in human obesity (Rask et al. (2001) *J. Clin. Endocrinol. Metab.* 86: 1418-1421). This suggests that local 11 β HSD1-mediated conversion of inert glucocorticoid to active glucocorticoid can have profound influences whole body insulin sensitivity.

Based on this data, it would be predicted that the loss of 11 β HSD1 would lead to an increase in insulin sensitivity and glucose tolerance due to a tissue-specific deficiency in active glucocorticoid

levels. This is, in fact, the case as shown in studies with 11 β HSD1-deficient mice produced by homologous recombination (Kotelevstev et al. (1997) *Proc. Natl. Acad. Sci.* 94: 14924-14929; Morton et al. (2001) *J. Biol. Chem.* 276: 41293-41300; Morton et al. (2004) *Diabetes* 53: 931-938). These mice are completely devoid of 11-keto reductase activity, confirming that 11 β HSD1 encodes the only activity capable of generating active corticosterone from inert 11-dehydrocorticosterone. 11 β HSD1-deficient mice are resistant to diet- and stress-induced hyperglycemia, exhibit attenuated induction of hepatic gluconeogenic enzymes (PEPCK, G6P), show increased insulin sensitivity within adipose, and have an improved lipid profile (decreased triglycerides and increased cardio-protective HDL). Additionally, these animals show resistance to high fat diet-induced obesity. Taken together, these transgenic mouse studies confirm a role for local reactivation of glucocorticoids in controlling hepatic and peripheral insulin sensitivity, and suggest that inhibition of 11 β HSD1 activity may prove beneficial in treating a number of glucocorticoid-related disorders, including obesity, insulin resistance, hyperglycemia, and hyperlipidemia.

Data in support of this hypothesis has been published. Recently, it was reported that 11 β HSD1 plays a role in the pathogenesis of central obesity and the appearance of the metabolic syndrome in humans. Increased expression of the 11 β HSD1 gene is associated with metabolic abnormalities in obese women and that increased expression of this gene is suspected to contribute to the increased local conversion of cortisone to cortisol in adipose tissue of obese individuals (Engeli, et al., (2004) *Obes. Res.* 12: 9-17).

A new class of 11 β HSD1 inhibitors, the arylsulfonamidothiazoles, was shown to improve hepatic insulin sensitivity and reduce blood glucose levels in hyperglycemic strains of mice (Barf et al. (2002) *J. Med. Chem.* 45: 3813-3815; Alberts et al. *Endocrinology* (2003) 144: 4755-4762). Furthermore, it was recently reported that selective inhibitors of 11 β HSD1 can ameliorate severe hyperglycemia in genetically diabetic obese mice. Thus, 11 β HSD1 is a promising pharmaceutical target for the treatment of the Metabolic Syndrome (Masuzaki, et al., (2003) *Curr. Drug Targets Immune Endocr. Metabol. Disord.* 3: 255-62).

A. Obesity and metabolic syndrome

As described above, multiple lines of evidence suggest that inhibition of 11 β HSD1 activity can be effective in combating obesity and/or aspects of the metabolic syndrome cluster, including glucose intolerance, insulin resistance, hyperglycemia, hypertension, and/or hyperlipidemia. Glucocorticoids are known antagonists of insulin action, and reductions in local glucocorticoid levels by inhibition of intracellular cortisone to cortisol conversion should increase hepatic and/or peripheral insulin sensitivity and potentially reduce visceral adiposity. As described above, 11 β HSD1 knockout mice are resistant to hyperglycemia, exhibit attenuated induction of key hepatic gluconeogenic enzymes, show markedly increased insulin sensitivity within adipose, and have an improved lipid

profile. Additionally, these animals show resistance to high fat diet-induced obesity (Kotelevstev et al. (1997) Proc. Natl. Acad. Sci. 94: 14924-14929; Morton et al. (2001) J. Biol. Chem. 276: 41293-41300; Morton et al. (2004) Diabetes 53: 931-938). Thus, inhibition of 11 β HSD1 is predicted to have multiple beneficial effects in the liver, adipose, and/or skeletal muscle, particularly related to alleviation of component(s) of the metabolic syndrome and/or obesity.

B. Pancreatic function

Glucocorticoids are known to inhibit the glucose-stimulated secretion of insulin from pancreatic beta-cells (Billaudel and Sutter (1979) Horm. Metab. Res. 11: 555-560). In both Cushing's syndrome and diabetic Zucker *fa/fa* rats, glucose-stimulated insulin secretion is markedly reduced (Ogawa et al. (1992) J. Clin. Invest. 90: 497-504). 11 β HSD1 mRNA and activity has been reported in the pancreatic islet cells of ob/ob mice and inhibition of this activity with carbenoxolone, an 11 β HSD1 inhibitor, improves glucose-stimulated insulin release (Davani et al. (2000) J. Biol. Chem. 275: 34841-34844). Thus, inhibition of 11 β HSD1 is predicted to have beneficial effects on the pancreas, including the enhancement of glucose-stimulated insulin release.

C. Cognition and dementia

Mild cognitive impairment is a common feature of aging that may be ultimately related to the progression of dementia. In both aged animals and humans, inter-individual differences in general cognitive function have been linked to variability in the long-term exposure to glucocorticoids (Lupien et al. (1998) Nat. Neurosci. 1: 69-73). Further, dysregulation of the HPA axis resulting in chronic exposure to glucocorticoid excess in certain brain subregions has been proposed to contribute to the decline of cognitive function (McEwen and Sapolsky (1995) Curr. Opin. Neurobiol. 5: 205-216). 11 β HSD1 is abundant in the brain, and is expressed in multiple subregions including the hippocampus, frontal cortex, and cerebellum (Sandeep et al. (2004) Proc. Natl. Acad. Sci. Early Edition: 1-6). Treatment of primary hippocampal cells with the 11 β HSD1 inhibitor carbenoxolone protects the cells from glucocorticoid-mediated exacerbation of excitatory amino acid neurotoxicity (Rajan et al. (1996) J. Neurosci. 16: 65-70). Additionally, 11 β HSD1-deficient mice are protected from glucocorticoid-associated hippocampal dysfunction that is associated with aging (Yau et al. (2001) Proc. Natl. Acad. Sci. 98: 4716-4721). In two randomized, double-blind, placebo-controlled crossover studies, administration of carbenoxolone improved verbal fluency and verbal memory (Sandeep et al. (2004) Proc. Natl. Acad. Sci. Early Edition: 1-6). Thus, inhibition of 11 β HSD1 is predicted to reduce exposure to glucocorticoids in the brain and protect against deleterious glucocorticoid effects on neuronal function, including cognitive impairment, dementia, and/or depression.

D. Intra-ocular pressure

Glucocorticoids can be used topically and systemically for a wide range of conditions in clinical ophthalmology. One particular complication with these treatment regimens is corticosteroid-induced glaucoma. This pathology is characterized by a significant increase in intra-ocular pressure (IOP). In its most advanced and untreated form, IOP can lead to partial visual field loss and eventually blindness. IOP is produced by the relationship between aqueous humour production and drainage. Aqueous humour production occurs in the non-pigmented epithelial cells (NPE) and its drainage is through the cells of the trabecular meshwork. 11 β HSD1 has been localized to NPE cells (Stokes et al. (2000) *Invest. Ophthalmol. Vis. Sci.* 41: 1629-1683; Rauz et al. (2001) *Invest. Ophthalmol. Vis. Sci.* 42: 2037-2042) and its function is likely relevant to the amplification of glucocorticoid activity within these cells. This notion has been confirmed by the observation that free cortisol concentration greatly exceeds that of cortisone in the aqueous humour (14:1 ratio). The functional significance of 11 β HSD1 in the eye has been evaluated using the inhibitor carbenoxolone in healthy volunteers (Rauz et al. (2001) *Invest. Ophthalmol. Vis. Sci.* 42: 2037-2042). After seven days of carbenoxolone treatment, IOP was reduced by 18%. Thus, inhibition of 11 β HSD1 in the eye is predicted to reduce local glucocorticoid concentrations and IOP, producing beneficial effects in the management of glaucoma and other visual disorders.

E. Hypertension

Adipocyte-derived hypertensive substances such as leptin and angiotensinogen have been proposed to be involved in the pathogenesis of obesity-related hypertension (Matsuzawa et al. (1999) *Ann. N.Y. Acad. Sci.* 892: 146-154; Wajchenberg (2000) *Endocr. Rev.* 21: 697-738). Leptin, which is secreted in excess in aP2-11 β HSD1 transgenic mice (Masuzaki et al. (2003) *J. Clinical Invest.* 112: 83-90), can activate various sympathetic nervous system pathways, including those that regulate blood pressure (Matsuzawa et al. (1999) *Ann. N.Y. Acad. Sci.* 892: 146-154). Additionally, the renin-angiotensin system (RAS) has been shown to be a major determinant of blood pressure (Walker et al. (1979) *Hypertension* 1: 287-291). Angiotensinogen, which is produced in liver and adipose tissue, is the key substrate for renin and drives RAS activation. Plasma angiotensinogen levels are markedly elevated in aP2-11 β HSD1 transgenic mice, as are angiotensin II and aldosterone (Masuzaki et al. (2003) *J. Clinical Invest.* 112: 83-90). These forces likely drive the elevated blood pressure observed in aP2-11 β HSD1 transgenic mice. Treatment of these mice with low doses of an angiotensin II receptor antagonist abolishes this hypertension (Masuzaki et al. (2003) *J. Clinical Invest.* 112: 83-90). This data illustrates the importance of local glucocorticoid reactivation in adipose tissue and liver, and suggests that hypertension may be caused or exacerbated by 11 β HSD1 activity. Thus, inhibition of 11 β HSD1 and reduction in adipose and/or hepatic glucocorticoid levels is predicted to have beneficial effects on hypertension and hypertension-related cardiovascular disorders.

F. Bone disease

Glucocorticoids can have adverse effects on skeletal tissues. Continued exposure to even moderate glucocorticoid doses can result in osteoporosis (Cannalis (1996) J. Clin. Endocrinol. Metab. 81: 3441-3447) and increased risk for fractures. Experiments *in vitro* confirm the deleterious effects of glucocorticoids on both bone-resorbing cells (also known as osteoclasts) and bone forming cells (osteoblasts). 11 β HSD1 has been shown to be present in cultures of human primary osteoblasts as well as cells from adult bone, likely a mixture of osteoclasts and osteoblasts (Cooper et al. (2000) Bone 27: 375-381), and the 11 β HSD1 inhibitor carbenoxolone has been shown to attenuate the negative effects of glucocorticoids on bone nodule formation (Bellows et al. (1998) Bone 23: 119-125). Thus, inhibition of 11 β HSD1 is predicted to decrease the local glucocorticoid concentration within osteoblasts and osteoclasts, producing beneficial effects in various forms of bone disease, including osteoporosis.

Small molecule inhibitors of 11 β HSD1 are currently being developed to treat or prevent 11 β HSD1-related diseases such as those described above. For example, certain amide-based inhibitors are reported in WO 2004/089470, WO 2004/089896, WO 2004/056745, and WO 2004/065351.

Antagonists of 11 β HSD1 have been evaluated in human clinical trials (Kurukulasuriya, et al., (2003) Curr. Med. Chem. 10: 123-53).

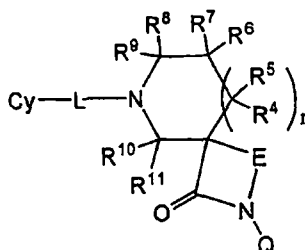
In light of the experimental data indicating a role for 11 β HSD1 in glucocorticoid-related disorders, metabolic syndrome, hypertension, obesity, insulin resistance, hyperglycemia, hyperlipidemia, type 2 diabetes, androgen excess (hirsutism, menstrual irregularity, hyperandrogenism) and polycystic ovary syndrome (PCOS), therapeutic agents aimed at augmentation or suppression of these metabolic pathways, by modulating glucocorticoid signal transduction at the level of 11 β HSD1 are desirable.

Furthermore, because the MR binds to aldosterone (its natural ligand) and cortisol with equal affinities, compounds that are designed to interact with the active site of 11 β HSD1 (which binds to cortisone/cortisol) may also interact with the MR and act as antagonists. Because the MR is implicated in heart failure, hypertension, and related pathologies including atherosclerosis, arteriosclerosis, coronary artery disease, thrombosis, angina, peripheral vascular disease, vascular wall damage, and stroke, MR antagonists are desirable and may also be useful in treating complex cardiovascular, renal, and inflammatory pathologies including disorders of lipid metabolism including dyslipidemia or hyperlipoproteinaemia, diabetic dyslipidemia, mixed dyslipidemia, hypercholesterolemia, hypertriglyceridemia, as well as those associated with type 1 diabetes, type 2 diabetes, obesity, metabolic syndrome, and insulin resistance, and general aldosterone-related target-organ damage.

As evidenced herein, there is a continuing need for new and improved drugs that target 11 β HSD1 and/or MR. The compounds, compositions and methods described herein help meet this and other needs.

5 SUMMARY OF THE INVENTION

The present invention provides, *inter alia*, compounds of Formula I:



I

or pharmaceutically acceptable salts or prodrugs thereof, wherein constituent members are defined
10 herein.

The present invention further provides compositions comprising compounds of the invention and a pharmaceutically acceptable carrier.

The present invention further provides methods of modulating 11 β HSD1 or MR by contacting 11 β HSD1 or MR with a compound of the invention.

15 The present invention further provides methods of inhibiting 11 β HSD1 or MR by contacting 11 β HSD1 or MR with a compound of the invention.

The present invention further provides methods of inhibiting the conversion of cortisone to cortisol in a cell by contacting the cell with a compound of the invention.

20 The present invention further provides methods of inhibiting the production of cortisol in a cell by contacting the cell with a compound of the invention.

The present invention further provides methods of treating diseases associated with activity or expression of 11 β HSD1 or MR.

The present invention further provides a compound or composition of the invention for use in therapy.

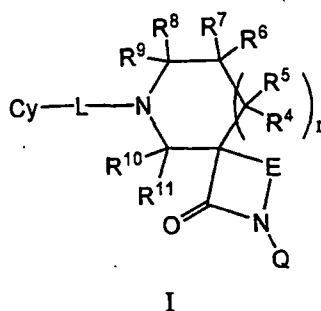
25 The present invention further provides a compound of the invention for use in the treatment of a disease associated with expression or activity of 11 β HSD1 or MR.

The present invention further provides a compound or composition for use in the preparation of a medicament for the treatment of a disease associated with expression or activity of 11 β HSD1 or MR.

30

DETAILED DESCRIPTION

The present invention provides, *inter alia*, compounds of Formula I:



5 or pharmaceutically acceptable salt or prodrug thereof, wherein:

Cy is aryl, heteroaryl, cycloalkyl, or heterocycloalkyl, each optionally substituted with 1, 2, 3, 4 or 5 -W-X-Y-Z;

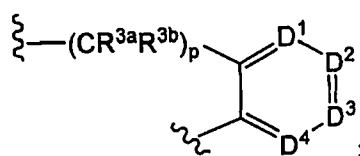
L is $(CR^{12}R^{13})_{q1}$, $(CR^{12}R^{13})_{q1}O(CR^{12}R^{13})_{q2}$, $(CR^{12}R^{13})_{q1}S(CR^{12}R^{13})_{q2}$, $(CR^{12}R^{13})_{q1}SO_2(CR^{12}R^{13})_{q2}$, $(CR^{12}R^{13})_{q1}SO(CR^{12}R^{13})_{q2}$, or $(CR^{12}R^{13})_{q1}CO(CR^{12}R^{13})_{q2}$;

10 Q is $-(CR^1R^2)_m-A$;

A is aryl, heteroaryl, cycloalkyl, or heterocycloalkyl, each optionally substituted with 1, 2, 3, 4 or 5 -W'-X'-Y'-Z';

E is $-(CR^{3a}R^{3b})_{n1}-$, $-(CR^{3a}R^{3b})_{n2}CO-$, $-(CR^{3a}R^{3b})_{n2}OCO-$, $-(CR^{3a}R^{3b})_{n2}SO-$, $-(CR^{3a}R^{3b})_{n2}SO_2-$, $-(CR^{3a}R^{3b})_{n2}NR^{3c}-$, $-(CR^{3a}R^{3b})_{n3}CONR^{3c}-$, $-(CR^{3a}R^{3b})_{n2}NR^{3c}CO-$, or a group of

15 formula:



D^1 , D^2 , D^3 and D^4 are each N or CR^{15} ;

R^1 and R^2 are each, independently, H or C_{1-8} alkyl;

R^{3a} and R^{3b} are each, independently, H, $OC(O)R^a$, $OC(O)OR^b$, $C(O)OR^b$, $OC(O)NR^cR^d$, NR^cR^d , $NR^cC(O)R^a$, $NR^cC(O)OR^b$, $S(O)R^a$, $S(O)NR^cR^d$, $S(O)_2R^a$, $S(O)_2NR^cR^d$, OR^b , SR^b , halo, C_{1-10} alkyl, C_{1-10} haloalkyl, C_{2-10} alkenyl, C_{2-10} alkynyl, aryl, cycloalkyl, heteroaryl, heterocycloalkyl, arylalkyl, heteroarylalkyl, cycloalkylalkyl or heterocycloalkylalkyl, wherein said C_{1-10} alkyl, C_{1-10} haloalkyl, C_{2-10} alkenyl, C_{2-10} alkynyl, aryl, cycloalkyl, heteroaryl, heterocycloalkyl, arylalkyl, heteroarylalkyl, cycloalkylalkyl or heterocycloalkylalkyl is optionally substituted by R^{16} ;

25 R^{3c} is H, C_{1-4} alkyl, C_{1-4} haloalkyl, C_{2-4} alkenyl, C_{2-4} alkynyl, or $CO-(C_{1-4}$ alkyl);

R^4 , R^5 , R^6 , R^7 , R^8 , R^9 , R^{10} and R^{11} are each, independently, H, $OC(O)R^a$, $OC(O)OR^b$, $C(O)OR^b$, $OC(O)NR^cR^d$, NR^cR^d , $NR^cC(O)R^a$, $NR^cC(O)OR^b$, $S(O)R^a$, $S(O)NR^cR^d$, $S(O)_2R^a$, $S(O)_2NR^cR^d$, OR^b , SR^b , halo, C_{1-10} alkyl, C_{1-10} haloalkyl, C_{2-10} alkenyl, C_{2-10} alkynyl, aryl, cycloalkyl, heteroaryl, heterocycloalkyl, arylalkyl, heteroarylalkyl, cycloalkylalkyl or heterocycloalkylalkyl,

wherein said C₁₋₁₀ alkyl, C₁₋₁₀ haloalkyl, C₂₋₁₀ alkenyl, C₂₋₁₀ alkynyl, aryl, cycloalkyl, heteroaryl, heterocycloalkyl, arylalkyl, heteroarylalkyl, cycloalkylalkyl or heterocycloalkylalkyl is optionally substituted by R¹⁴;

or R⁴ and R⁵ together with the carbon atom to which they are attached form a 3-14 membered cycloalkyl or heterocycloalkyl group which is optionally substituted by R¹⁴;

or R⁶ and R⁷ together with the carbon atom to which they are attached form a 3-14 membered cycloalkyl or heterocycloalkyl group which is optionally substituted by R¹⁴;

or R⁸ and R⁹ together with the carbon atom to which they are attached form a 3-14 membered cycloalkyl or heterocycloalkyl group which is optionally substituted by R¹⁴;

or R¹⁰ and R¹¹ together with the carbon atom to which they are attached form a 3-14 membered cycloalkyl or heterocycloalkyl group which is optionally substituted by R¹⁴;

or R⁴ and R⁶ together with the carbon atom to which they are attached form a 3-7 membered fused cycloalkyl group or 3-7 membered fused heterocycloalkyl group which is optionally substituted by R¹⁴;

or R⁶ and R⁸ together with the carbon atom to which they are attached form a 3-7 membered fused cycloalkyl group or 3-7 membered fused heterocycloalkyl group which is optionally substituted by R¹⁴;

or R⁴ and R⁹ together form a C₁₋₃ alkylene bridge which is optionally substituted by R¹⁴;

or R⁴ and R¹⁰ together form a C₁₋₃ alkylene bridge which is optionally substituted by R¹⁴;

or R⁶ and R¹⁰ together form a C₁₋₃ alkylene bridge which is optionally substituted by R¹⁴;

or R⁹ and R¹⁰ together form a C₁₋₃ alkylene bridge which is optionally substituted by R¹⁴;

R¹² and R¹³ are each, independently, H, halo, C₁₋₄ alkyl, C₁₋₄ haloalkyl, aryl, cycloalkyl, heteroaryl, heterocycloalkyl, CN, NO₂, OR^a, SR^a, C(O)R^b, C(O)NR^cR^d, C(O)OR^a, OC(O)R^b, OC(O)NR^cR^d, NR^cR^d, NR^cC(O)R^d, NR^cC(O)OR^a, S(O)R^b, S(O)NR^cR^d, S(O)₂R^b, or

S(O)₂NR^cR^d;

R¹⁴ is halo, C₁₋₄ alkyl, C₁₋₄ haloalkyl, aryl, cycloalkyl, heteroaryl, heterocycloalkyl, CN, NO₂, OR^a, SR^a, C(O)R^b, C(O)NR^cR^d, C(O)OR^a, OC(O)R^b, OC(O)NR^cR^d, NR^cR^d, NR^cC(O)R^d, NR^cC(O)OR^a, S(O)R^b, S(O)NR^cR^d, S(O)₂R^b, or S(O)₂NR^cR^d;

R¹⁵ is H, halo, C₁₋₄ alkyl, C₁₋₄ haloalkyl, aryl, cycloalkyl, heteroaryl, heterocycloalkyl, CN, NO₂, OR^a, SR^a, C(O)R^b, C(O)NR^cR^d, C(O)OR^a, OC(O)R^b, OC(O)NR^cR^d, NR^cR^d, NR^cC(O)R^d, NR^cC(O)OR^a, S(O)R^b, S(O)NR^cR^d, S(O)₂R^b, or S(O)₂NR^cR^d;

R¹⁶ is halo, C₁₋₄ alkyl, C₁₋₄ haloalkyl, aryl, cycloalkyl, heteroaryl, heterocycloalkyl, CN, NO₂, OR^a, SR^a, C(O)R^b, C(O)NR^cR^d, C(O)OR^a, OC(O)R^b, OC(O)NR^cR^d, NR^cR^d, NR^cC(O)R^d, NR^cC(O)OR^a, S(O)R^b, S(O)NR^cR^d, S(O)₂R^b, or S(O)₂NR^cR^d;

W, W' and W'' are each, independently, absent, C₁₋₆ alkenyl, C₂₋₆ alkenyl, C₂₋₆ alkynyl, O, S, NR^e, CO, COO, CONR^e, SO, SO₂, SONR^e, or NR^eCONR^f, wherein said C₁₋₆

alkynyl, C₂₋₆ alkenyl, C₂₋₆ alkynyl are each optionally substituted by 1, 2 or 3 halo, OH, C₁₋₄ alkoxy, C₁₋₄ haloalkoxy, amino, C₁₋₄ alkylamino or C₂₋₈ dialkylamino;

X, X' and X'' are each, independently, absent, C₁₋₆ alkyl, C₂₋₆ alkenyl, C₂₋₆ alkynyl, aryl, cycloalkyl, heteroaryl or heterocycloalkyl, wherein said C₁₋₆ alkyl, C₂₋₆ alkenyl, C₂₋₆ alkynyl, aryl, cycloalkyl, heteroaryl or heterocycloalkyl is optionally substituted by one or more halo, oxo, CN, NO₂, OH, C₁₋₄ alkoxy, C₁₋₄ haloalkoxy, amino, C₁₋₄ alkylamino or C₂₋₈ dialkylamino;

Y, Y' and Y'' are each, independently, absent, C₁₋₆ alkyl, C₂₋₆ alkenyl, C₂₋₆ alkynyl, O, S, NR^c, CO, COO, CONR^c, SO, SO₂, SONR^c, or NR^cCONR^f, wherein said C₁₋₆ alkyl, C₂₋₆ alkenyl, C₂₋₆ alkynyl are each optionally substituted by 1, 2 or 3 halo, OH, C₁₋₄ alkoxy, C₁₋₄ haloalkoxy, amino, C₁₋₄ alkylamino or C₂₋₈ dialkylamino;

Z, Z' and Z'' are each, independently, H, halo, CN, NO₂, OH, C₁₋₄ alkoxy, C₁₋₄ haloalkoxy, amino, C₁₋₄ alkylamino, C₂₋₈ dialkylamino, C₁₋₆ alkyl, C₂₋₆ alkenyl, C₂₋₆ alkynyl, aryl, cycloalkyl, heteroaryl or heterocycloalkyl, wherein said C₁₋₆ alkyl, C₂₋₆ alkenyl, C₂₋₆ alkynyl, aryl, cycloalkyl, heteroaryl or heterocycloalkyl is optionally substituted by 1, 2 or 3 halo, oxo, C₁₋₆ alkyl, C₂₋₆ alkenyl, C₂₋₆ alkynyl, C₁₋₄ haloalkyl, aryl, cycloalkyl, heteroaryl, heterocycloalkyl, CN, NO₂, OR^a, SR^a, C(O)R^b, C(O)NR^c, C(O)OR^a, OC(O)R^b, OC(O)NR^c, NR^cR^d, NR^cC(O)R^d, NR^cC(O)OR^a, NR^cS(O)₂R^b, S(O)R^b, S(O)NR^cR^d, S(O)₂R^b, or S(O)₂NR^cR^d;

wherein two -W-X-Y-Z attached to the same atom optionally form a 3-20 membered cycloalkyl or heterocycloalkyl group, each optionally substituted by 1, 2 or 3 -W''-X''-Y''-Z'';

wherein two -W'-X'-Y'-Z' attached to the same atom optionally form a 3-20 membered cycloalkyl or heterocycloalkyl group, each optionally substituted by 1, 2 or 3 -W''-X''-Y''-Z'';

wherein -W-X-Y-Z is other than H;

wherein -W'-X'-Y'-Z' is other than H;

wherein -W''-X''-Y''-Z'' is other than H;

R^a, R^{a'} and R^{a''} are each, independently, H, C₁₋₆ alkyl, C₁₋₆ haloalkyl, C₂₋₆ alkenyl, C₂₋₆ alkynyl, aryl, cycloalkyl, heteroaryl or heterocycloalkyl, wherein said C₁₋₆ alkyl, C₁₋₆ haloalkyl, C₂₋₆ alkenyl, C₂₋₆ alkynyl, aryl, cycloalkyl, heteroaryl or heterocycloalkyl; heterocycloalkyl, heterocycloalkylalkyl is optionally substituted with H, OH, amino, halo, C₁₋₆ alkyl, C₁₋₆ haloalkyl, aryl, arylalkyl, heteroaryl, heteroarylalkyl, cycloalkyl or heterocycloalkyl;

R^b, R^{b'} and R^{b''} are each, independently, H, C₁₋₆ alkyl, C₁₋₆ haloalkyl, C₂₋₆ alkenyl, C₂₋₆ alkynyl, aryl, cycloalkyl, heteroaryl, heterocycloalkyl, arylalkyl, heteroarylalkyl, cycloalkylalkyl or heterocycloalkylalkyl, wherein said C₁₋₆ alkyl, C₁₋₆ haloalkyl, C₂₋₆ alkenyl, C₂₋₆ alkynyl, aryl, cycloalkyl, heteroaryl, heterocycloalkyl, arylalkyl, heteroarylalkyl, cycloalkylalkyl or heterocycloalkylalkyl is optionally substituted with H, OH, amino, halo, C₁₋₆ alkyl, C₁₋₆ haloalkyl, C₁₋₆ haloalkyl, aryl, arylalkyl, heteroaryl, heteroarylalkyl, cycloalkyl or heterocycloalkyl;

R^c and R^d are each, independently, H, C_{1-10} alkyl, C_{1-6} haloalkyl, C_{2-6} alkenyl, C_{2-6} alkynyl, aryl, heteroaryl, cycloalkyl, heterocycloalkyl, arylalkyl, heteroarylalkyl, cycloalkylalkyl or heterocycloalkylalkyl, wherein said C_{1-10} alkyl, C_{1-6} haloalkyl, C_{2-6} alkenyl, C_{2-6} alkynyl, aryl, heteroaryl, cycloalkyl, heterocycloalkyl, arylalkyl, heteroarylalkyl, cycloalkylalkyl or heterocycloalkylalkyl is optionally substituted with H, OH, amino, halo, C_{1-6} alkyl, C_{1-6} haloalkyl, C_{1-6} haloalkyl, aryl, arylalkyl, heteroaryl, heteroarylalkyl, cycloalkyl or heterocycloalkyl;
 or R^c and R^d together with the N atom to which they are attached form a 4-, 5-, 6- or 7-membered heterocycloalkyl group;

$R^{c'}$ and $R^{d'}$ are each, independently, H, C_{1-10} alkyl, C_{1-6} haloalkyl, C_{2-6} alkenyl, C_{2-6} alkynyl, aryl, heteroaryl, cycloalkyl, heterocycloalkyl, arylalkyl, heteroarylalkyl, cycloalkylalkyl or heterocycloalkylalkyl, wherein said C_{1-10} alkyl, C_{1-6} haloalkyl, C_{2-6} alkenyl, C_{2-6} alkynyl, aryl, heteroaryl, cycloalkyl, heterocycloalkyl, arylalkyl, heteroarylalkyl, cycloalkylalkyl or heterocycloalkylalkyl is optionally substituted with H, OH, amino, halo, C_{1-6} alkyl, C_{1-6} haloalkyl, C_{1-6} haloalkyl, aryl, arylalkyl, heteroaryl, heteroarylalkyl, cycloalkyl or heterocycloalkyl;
 or $R^{c'}$ and $R^{d'}$ together with the N atom to which they are attached form a 4-, 5-, 6- or 7-membered heterocycloalkyl group;

$R^{c''}$ and $R^{d''}$ are each, independently, H, C_{1-10} alkyl, C_{1-6} haloalkyl, C_{2-6} alkenyl, C_{2-6} alkynyl, aryl, heteroaryl, cycloalkyl, heterocycloalkyl, arylalkyl, heteroarylalkyl, cycloalkylalkyl or heterocycloalkylalkyl, wherein said C_{1-10} alkyl, C_{1-6} haloalkyl, C_{2-6} alkenyl, C_{2-6} alkynyl, aryl, heteroaryl, cycloalkyl, heterocycloalkyl, arylalkyl, heteroarylalkyl, cycloalkylalkyl or heterocycloalkylalkyl is optionally substituted with H, OH, amino, halo, C_{1-6} alkyl, C_{1-6} haloalkyl, C_{1-6} haloalkyl, aryl, arylalkyl, heteroaryl, heteroarylalkyl, cycloalkyl or heterocycloalkyl;
 or $R^{c''}$ and $R^{d''}$ together with the N atom to which they are attached form a 4-, 5-, 6- or 7-membered heterocycloalkyl group;

R^e and R^f are each, independently, H, C_{1-10} alkyl, C_{1-6} haloalkyl, C_{2-6} alkenyl, C_{2-6} alkynyl, aryl, heteroaryl, cycloalkyl, heterocycloalkyl, arylalkyl, heteroarylalkyl, cycloalkylalkyl or heterocycloalkylalkyl, wherein said C_{1-10} alkyl, C_{1-6} haloalkyl, C_{2-6} alkenyl, C_{2-6} alkynyl, aryl, heteroaryl, cycloalkyl, heterocycloalkyl, arylalkyl, heteroarylalkyl, cycloalkylalkyl or heterocycloalkylalkyl is optionally substituted with H, OH, amino, halo, C_{1-6} alkyl, C_{1-6} haloalkyl, C_{1-6} haloalkyl, aryl, arylalkyl, heteroaryl, heteroarylalkyl, cycloalkyl or heterocycloalkyl;
 or R^e and R^f together with the N atom to which they are attached form a 4-, 5-, 6- or 7-membered heterocycloalkyl group;

m is 0, 1, 2 or 3;

n1 is 1, 2, 3 or 4;

n2 is 0, 1, 2, 3 or 4;

n3 is 0, 1, 2, 3 or 4;

p is 0, 1 or 2;

q1 is 0, 1 or 2;

q2 is 0, 1 or 2; and

r is 0, 1 or 2.

5 In some embodiments, when A is aryl optionally substituted with 1, 2, 3, 4 or 5 $-W'-X'-Y'-Z'$ or heteroaryl optionally substituted with 1, 2, 3, 4 or 5 $-W'-X'-Y'-Z'$; L is SO_2 , SO_2CH_2 or CH_2 ; and m is 0, then Cy is other than unsubstituted aryl, monosubstituted aryl, unsubstituted heteroaryl, or monosubstituted heteroaryl.

10 In some embodiments, when A is aryl optionally substituted with 1, 2, 3, 4 or 5 $-W'-X'-Y'-Z'$; L is SO_2 , SO_2CH_2 or CH_2 ; m is 0; and Cy is di-, tri-, tetra- or penta-substituted aryl or di-, tri-, tetra- or penta-substituted heteroaryl, then said di-, tri-, tetra- or penta-substituted aryl or di-, tri-, tetra- or penta-substituted heteroaryl is substituted by at least one C_{1-6} alkyl and at least one halo.

15 In some embodiments, when A is aryl optionally substituted with 1, 2, 3, 4 or 5 $-W'-X'-Y'-Z'$; L is SO_2 , SO_2CH_2 or CH_2 ; and m is 0, then Cy is other than 2-chloro-6-methyl-phenyl.

In some embodiments, when A is phenyl or 4-phenoxyphenyl; L is SO_2 or SO_2CH_2 ; and m is 0 or 1, then Cy is other than cyclohexyl or 1,1-dioxo-tetrahydro-thien-3-yl.

20 In some embodiments, when Cy is aryl optionally substituted with 1, 2, 3, 4 or 5 $-W-X-Y-Z$ or heteroaryl optionally substituted with 1, 2, 3, 4 or 5 $-W-X-Y-Z$; L is SO_2 , SO_2CH_2 or CH_2 ; and m is 0, then A is other than tetrahydropyran-4-yl, 2,3-dihydroinden-2-yl or 2,2-difluoro-1,3-benzodioxol-5-yl.

25 In some embodiments, when Cy is aryl optionally substituted with 1, 2, 3, 4 or 5 $-W-X-Y-Z$ or heteroaryl optionally substituted with 1, 2, 3, 4 or 5 $-W-X-Y-Z$; L is SO_2 , SO_2CH_2 or CH_2 ; and m is 1, then A is other than pyridine-4-yl, phenyl, 2-chloro-6-fluoro-phenyl, 4-methoxyphenyl or 4-phenoxy-phenyl.

In some embodiments, R^{3a} and R^{3b} are each, independently, H, halo, C_{1-4} alkyl, C_{1-4} haloalkyl, C_{2-4} alkenyl, or C_{2-4} alkynyl.

30 In some embodiments, X, X' and X'' are each, independently, absent, C_{1-6} alkenyl, C_{2-6} alkenyl, C_{2-6} alkynyl, aryl, cycloalkyl, heteroaryl or heterocycloalkyl, wherein said C_{1-6} alkenyl, C_{2-6} alkenyl, C_{2-6} alkynyl, cycloalkyl, heteroaryl or heterocycloalkyl is optionally substituted by one or more halo, oxo, CN, NO_2 , OH, C_{1-4} alkoxy, C_{1-4} haloalkoxy, amino, C_{1-4} alkylamino or C_{2-8} dialkylamino.

35 In some embodiments, Z, Z' and Z'' are each, independently, H, halo, CN, NO_2 , OH, C_{1-4} alkoxy, C_{1-4} haloalkoxy, amino, C_{1-4} alkylamino, C_{2-8} dialkylamino, C_{1-6} alkyl, C_{2-6} alkenyl, C_{2-6} alkynyl, aryl, cycloalkyl, heteroaryl or heterocycloalkyl, wherein said C_{1-6} alkyl, C_{2-6} alkenyl, C_{2-6} alkynyl, aryl, cycloalkyl, heteroaryl or heterocycloalkyl is optionally substituted by 1, 2 or 3 halo,

oxo, C₁₋₆ alkyl, C₂₋₆ alkenyl, C₂₋₆ alkynyl, C₁₋₄ haloalkyl, aryl, cycloalkyl, heteroaryl, heterocycloalkyl, CN, NO₂, OR^a, SR^a, C(O)R^b, C(O)NR^cR^d, C(O)OR^a, OC(O)R^b, OC(O)NR^cR^d, NR^cR^d, NR^cC(O)R^d, NR^cC(O)OR^a, S(O)R^b, S(O)NR^cR^d, S(O)₂R^b, or S(O)₂NR^cR^d.

In some embodiments, when r is 1 and R⁴ and R⁵ together with the carbon atom to which they are attached form a 3, 4, 5 or 6-membered heterocycloalkyl group, then m is other than 1.

In some embodiments, Cy is aryl or heteroaryl, each optionally substituted with 1, 2, 3, 4 or 5 -W-X-Y-Z.

In some embodiments, Cy is aryl or heteroaryl, each optionally substituted with 1, 2, 3, 4 or 5 -W-X-Y-Z wherein W is O or absent, X is absent, and Y is absent.

In some embodiments, Cy is phenyl, naphthyl, pyridyl, pyrimidinyl, triazinyl, furanyl, thiazolyl, pyrazinyl, purinyl, quinazolinyl, quinolinyl, isoquinolinyl, pyrrolo[2,3-d]pyrimidinyl, or 1,3-benzothiazolyl, each optionally substituted with 1, 2, 3, 4 or 5 -W-X-Y-Z.

In some embodiments, Cy is phenyl, naphthyl, pyridyl, pyrimidinyl, triazinyl, furanyl or thienyl, each optionally substituted with 1, 2, 3, 4 or 5 -W-X-Y-Z.

In some embodiments, Cy is phenyl, naphthyl, pyridyl, pyrimidinyl, triazinyl, furanyl, thiazolyl, pyrazinyl, purinyl, quinazolinyl, quinolinyl, isoquinolinyl, pyrrolo[2,3-d]pyrimidinyl, or 1,3-benzothiazolyl, each optionally substituted with 1, 2, 3 or 4 halo, CN, NO₂, C₁₋₄ alkoxy, heteroaryloxy, C₂₋₆ alkynyl, C₁₋₄ haloalkoxy, NR^cC(O)R^d, NR^cC(O)OR^a, C(O)NR^cR^d, NR^cR^d, NR^cS(O)₂R^b, C₁₋₄ haloalkyl, C₁₋₆ alkyl, heterocycloalkyl, aryl or heteraryl, wherein each of said C₁₋₆ alkyl, aryl or heteraryl is optionally substituted by 1, 2 or 3 halo, C₁₋₆ alkyl, C₁₋₄ haloalkyl, CN, NO₂, OR^a, SR^a, C(O)NR^cR^d, NR^cC(O)R^d or COOR^a.

In some embodiments, Cy is phenyl, naphthyl, pyridyl, pyrimidinyl, triazinyl, furanyl, thienyl, thiazolyl, pyrazinyl, purinyl, quinazolinyl, quinolinyl, isoquinolinyl, pyrrolo[2,3-d]pyrimidinyl, or 1,3-benzothiazolyl, each optionally substituted with 1, 2, 3 or 4 substituents independently selected from:

halo, CN, NO₂, C₁₋₄ alkoxy, pyridin-2-yloxy, pyridin-3-yloxy, pyridin-4-yloxy, C₂₋₆ alkynyl, C₁₋₄ haloalkoxy, NR^cC(O)R^d, NR^cC(O)OR^a, C(O)NR^cR^d, NR^cR^d, NR^cS(O)₂R^b, C₁₋₄ haloalkyl, C₁₋₆ alkyl, phenyl, pyridyl, pyrimidinyl, isoxazolyl, pyrazolyl, 1,2,3,6-tetrahydro-pyridinyl, 2-oxo-(2H)-pyridinyl, 2-oxo-[1,3]oxazolidinyl, 2-oxo-pyrrolidinyl, pyrrolidinyl, 2-oxopiperidinyl, and 2-oxo-[1,3]oxazinanyl; wherein each of said C₁₋₆ alkyl, phenyl, pyridyl, pyrimidinyl, isoxazolyl, pyrazolyl, 1,2,3,6-tetrahydro-pyridinyl, 2-oxo-(2H)-pyridinyl, 2-oxo-[1,3]oxazolidinyl, 2-oxo-pyrrolidinyl, pyrrolidinyl, 2-oxopiperidinyl, or 2-oxo-[1,3]oxazinanyl is optionally substituted by 1, 2 or 3 halo, C₁₋₆ alkyl, C₁₋₄ haloalkyl, CN, NO₂, OR^a, SR^a, C(O)NR^cR^d, NR^cC(O)R^d or COOR^a.

In some embodiments, Cy is phenyl, naphthyl, pyridyl, pyrimidinyl, triazinyl, furanyl or thienyl, each optionally substituted with 1, 2, or 3 halo, CN, C₁₋₄ alkoxy, C₁₋₄ haloalkoxy, C₁₋₆ alkyl or aryl, wherein said C₁₋₆ alkyl or aryl is optionally substituted by 1, 2 or 3 halo, C₁₋₆ alkyl, C₁₋₄ haloalkyl, CN, NO₂, OR^a, or SR^a.

In some embodiments, Cy is phenyl, naphthyl, pyridyl, pyrimidinyl, triazinyl, furanyl or thienyl, each optionally substituted with 1, 2, or 3 halo, CN, C₁₋₄ alkoxy, C₁₋₄ haloalkoxy, C₁₋₆ alkyl or aryl, wherein said C₁₋₆ alkyl or aryl is optionally substituted by 1, 2 or 3 halo or C₁₋₆ alkyl.

In some embodiments, Cy is phenyl, pyridyl, pyrimidinyl, quinoliny, or isoquinoliny, each optionally substituted with 1, 2, 3, 4 or 5 -W-X-Y-Z.

In some embodiments, Cy is phenyl, pyridyl, pyrimidinyl, quinoliny, or isoquinoliny, each optionally substituted with 1, 2, or 3 halo, CN, C₁₋₆ alkyl, C₁₋₆ haloalkyl, C₁₋₆ alkoxy, , -NR^cC(O)O-Z, -C(O)O-Z, or NR^cC(O)-Z.

In some embodiments, Cy is cycloalkyl or heterocycloalkyl, each optionally substituted with 1, 2, 3, 4 or 5 -W-X-Y-Z.

In some embodiments, Cy is piperidinyl, pyrrolindiny, 1, 2, 3,6-tetrahydropyridiny, 2-oxo-[1,3]oxazinany, or piperiziny, each optionally substituted with 1, 2, 3, 4 or 5 -W-X-Y-Z.

In some embodiments, Cy is piperidinyl, pyrrolindiny, 1,2,3,6-tetrahydropyridiny, or piperiziny, each optionally substituted with 1, 2, 3, 4 or 5 -W-X-Y-Z.

In some embodiments, Cy is piperidinyl, pyrrolindiny, 1, 2, 3, 6-tetrahydropyridiny, 2-oxo-[1,3]oxazinany, or piperiziny, each optionally substituted with 1, 2, or 3 aryl or heteroaryl, wherein each of said aryl or heteroaryl is optionally substituted by 1, 2 or 3 halo, CN, C₁₋₄ alkyl, phenyl, pyridyl, C₁₋₄ alkoxy, or C₁₋₄ haloalkyl.

In some embodiments, Cy is piperidinyl, pyrrolindiny, 1, 2, 3, 6-tetrahydropyridiny, 2-oxo-[1,3]oxazinany, or piperiziny, each optionally substituted with 1, 2, or 3 phenyl, pyridyl or quinoliny, wherein each of said phenyl, pyridyl, quinoliny is optionally substituted by 1, 2 or 3 halo, CN, C₁₋₄ alkyl, phenyl, C₁₋₄ alkoxy, or C₁₋₄ haloalkyl.

In some embodiments, Cy is piperidinyl, pyrrolindiny, 1,2,3,6-tetrahydropyridiny, or piperiziny, each optionally substituted with 1, 2, or 3 aryl, wherein said aryl is optionally substituted by 1, 2 or 3 halo or C₁₋₄ haloalkyl.

In some embodiments, L is (CR¹²R¹³)_{q1}S(CR¹²R¹³)_{q2}, (CR¹²R¹³)_{q1}SO₂(CR¹²R¹³)_{q2}, or (CR¹²R¹³)_{q1}SO(CR¹²R¹³)_{q2}.

In some embodiments, L is (CR¹²R¹³)_{q1}SO₂(CR¹²R¹³)_{q2}.

In some embodiments, L is S, SO or SO₂.

In some embodiments, L is SO₂.

In some embodiments, L is CO.

In some embodiments, L is (CR¹²R¹³)_{q1}.

In some embodiments, L is (CR¹²R¹³)_{q1} and q1 is 0.

In some embodiments, Q is aryl, heteroaryl, cycloalkyl, or heterocycloalkyl, each optionally substituted with 1, 2, 3, 4 or 5 -W'-X'-Y'-Z'.

In some embodiments, Q is aryl or heteroaryl, each optionally substituted with 1, 2, 3, 4 or 5 halo, C₁₋₄ alkyl, CN, NR^cC(O)R^d or NR^cS(O)₂R^b.

In some embodiments, Q is phenyl, pyridyl or quinoliny, each optionally substituted with 1 or 2 halo, C₁₋₄ alkyl, CN, NR^cC(O)R^d or NR^cS(O)₂R^b.

In some embodiments, Q is cycloalkyl or heterocycloalkyl, each optionally substituted with 1, 2, 3, 4 or 5 -W'-X'-Y'-Z'.

5 In some embodiments, Q is cycloalkyl or heterocycloalkyl, each optionally substituted with 1 or 2 -W'-X'-Y'-Z'.

In some embodiments, Q is cycloalkyl or heterocycloalkyl, each optionally substituted with 1, 2, 3, 4 or 5 OH, C₁₋₄ alkoxy, CN, C₁₋₄ alkyl, -O-heteroaryl, -(C₁₋₄ alkyl)-CN, COOR^a, C(O)NR^cR^d or NR^cC(O)OR^a.

10 In some embodiments, Q is cyclopropyl, cyclohexyl, cycloheptyl, adamantyl, tetrahydro-2H-pyranyl or piperidinyl, each optionally substituted with 1 OH, C₁₋₄ alkoxy, CN, C₁₋₄ alkyl, -O-heteroaryl, -(C₁₋₄ alkyl)-CN, COOR^a, C(O)NR^cR^d or NR^cC(O)OR^a.

In some embodiments, Q is cycloalkyl or heterocycloalkyl, each optionally substituted with 1, 2, 3, 4 or 5 OH, halo, CN, C₁₋₄ alkyl, C₁₋₄ alkoxy, NR^cCOO(C₁₋₄ alkyl), NR^cCO(C₁₋₄ alkyl), aryl, 15 heteroaryl, -O-aryl, -O-heteroaryl, or -(C₁₋₄ alkyl)-OH.

In some embodiments, Q is cycloalkyl or heterocycloalkyl, each optionally substituted with 1, 2, 3, 4 or 5 OH, CN, -O-heteroaryl, or C(O)O-Z'.

In some embodiments, Q is cycloalkyl or heterocycloalkyl, each substituted with at least two -W'-X'-Y'-Z', wherein two of said at least two -W'-X'-Y'-Z' are attached to the same atom and 20 together with the atom to which they are attached form a 3-20 membered cycloalkyl or heterocycloalkyl group, each optionally substituted by 1, 2 or 3 -W''-X''-Y''-Z''.

In some embodiments, Q is phenyl, pyridyl, cyclopropyl, cyclobutyl, cyclopentyl, cyclohexyl, cycloheptyl, adamantyl, indanyl, or 1,2,3,4-tetrahydronaphthalene, each optionally substituted with 1, 2, 3, 4 or 5 -W'-X'-Y'-Z'.

25 In some embodiments, Q is phenyl, pyridyl, cyclopropyl, cyclopentyl, cyclohexyl, cycloheptyl, or adamantyl, each optionally substituted with 1, 2, 3, 4 or 5 OH, CN, halo, C₁₋₆ alkyl, -O-heteroaryl, or C(O)O-Z'.

In some embodiments, Q is cyclohexyl substituted at the 4-position with at least one -W'-X'-Y'-Z'.

30 In some embodiments, Q is cyclohexyl substituted at the 4-position with at least one OH, CN, or -O-X'-Y'-Z'.

In some embodiments, Q is -(CR¹R²)_m-A and m is 1, 2 or 3.

In some embodiments, Q is -(CR¹R²)_m-A and m is 2.

In some embodiments, A is aryl or heteroaryl, each optionally substituted with 1, 2, 3, 4 or 5 -W'-X'-Y'-Z'.

35 In some embodiments, A is aryl optionally substituted with 1, 2, 3, 4 or 5 -W'-X'-Y'-Z'.

In some embodiments, A is heteroaryl optionally substituted with 1, 2, 3, 4 or 5 -W'-X'-Y'-Z'.

In some embodiments, A is cycloalkyl or heterocycloalkyl, each optionally substituted with 1, 2, 3, 4 or 5 $-W'-X'-Y'-Z'$.

In some embodiments, A is cycloalkyl or heterocycloalkyl, each optionally substituted with 1 or 2 $-W'-X'-Y'-Z'$.

5 In some embodiments, A is cycloalkyl optionally substituted with 1, 2, 3, 4 or 5 $-W'-X'-Y'-Z'$.

In some embodiments, A is cycloalkyl or heterocycloalkyl, each optionally substituted with 1, 2, 3, 4 or 5 OH, halo, CN, C_{1-4} alkyl, C_{1-4} alkoxy, $NR^*COO(C_{1-4}$ alkyl), $NR^*CO(C_{1-4}$ alkyl), aryl, heteroaryl, -O-aryl, -O-heteroaryl, or $-(C_{1-4}$ alkyl)-OH.

10 In some embodiments, A is cyclopropyl, cyclopentyl, cyclohexyl, cycloheptyl, or adamantyl, each optionally substituted with 1, 2, 3, 4 or 5 OH, CN, halo, C_{1-6} alkyl, -O-heteroaryl, or $C(O)O-Z'$.

In some embodiments, A is cyclopropyl, cyclopentyl, cyclohexyl, cycloheptyl, or adamantyl, each optionally substituted with 1, 2, 3, 4 or 5 OH, CN, halo, C_{1-6} alkyl, -O-heteroaryl, or $C(O)O-(C_{1-4}$ alkyl).

15 In some embodiments, A is cycloalkyl or heterocycloalkyl, each optionally substituted with 1, 2, 3, 4 or 5 OH, CN, -O-heteroaryl, or $C(O)O-Z'$.

In some embodiments, A is cycloalkyl or heterocycloalkyl, each optionally substituted with 1, 2, 3, 4 or 5 OH, CN, -O-heteroaryl, or $C(O)O-(C_{1-4}$ alkyl).

20 In some embodiments, A is cycloalkyl or heterocycloalkyl, each substituted with at least two $-W'-X'-Y'-Z'$, wherein two of said at least two $-W'-X'-Y'-Z'$ are attached to the same atom and together with the atom to which they are attached form a 3-20 membered cycloalkyl or heterocycloalkyl group, each optionally substituted by 1, 2 or 3 $-W''-X''-Y''-Z''$.

In some embodiments, A is phenyl, pyridyl, cyclopropyl, cyclobutyl, cyclopentyl, cyclohexyl, cycloheptyl, adamantyl, indanyl, or 1,2,3,4-tetrahydronaphthalene, each optionally substituted with 1, 2, 3, 4 or 5 $-W'-X'-Y'-Z'$.

25 In some embodiments, A is phenyl, pyridyl, cyclopropyl, cyclopentyl, cyclohexyl, cycloheptyl, or adamantyl, each optionally substituted with 1, 2, 3, 4 or 5 OH, CN, halo, C_{1-6} alkyl, -O-heteroaryl, or $C(O)O-Z'$.

30 In some embodiments, A is phenyl, pyridyl, cyclopropyl, cyclopentyl, cyclohexyl, cycloheptyl, or adamantyl, each optionally substituted with 1, 2, 3, 4 or 5 OH, CN, halo, C_{1-6} alkyl, -O-heteroaryl, or $C(O)O-(C_{1-4}$ alkyl).

In some embodiments, A is cyclohexyl substituted at the 4-position with at least one $-W'-X'-Y'-Z'$.

35 In some embodiments, A is cyclohexyl substituted at the 4-position with at least one OH, CN, or $-O-X'-Y'-Z'$.

In some embodiments, E is methylene, ethylene, or propylene.

In some embodiments, E is ethylene.

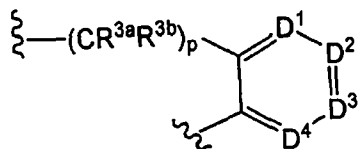
In some embodiments, E is $-(CR^{3a}R^{3b})_nCONR^{3c}-$ or $-(CR^{3a}R^{3b})_nNR^{3c}CO-$.

In some embodiments, E is $-CONR^{3c}-$.

In some embodiments, E is $-CONR^{3c}-$, wherein R^{3c} is H, C_{1-4} alkyl, or $CO-(C_{1-4}$ alkyl).

In some embodiments, E is $-CONH-$.

5 In some embodiments, E is a group of formula:



In some embodiments, D^1 , D^2 , D^3 and D^4 are each CR^{15} .

In some embodiments, one or two of D^1 , D^2 , D^3 and D^4 is N.

10 In some embodiments, R^4 , R^5 , R^6 , R^7 , R^8 , R^9 , R^{10} and R^{11} are each, independently, H, $OC(O)R^a$, $OC(O)OR^b$, $C(O)OR^b$, $OC(O)NR^cR^d$, NR^cR^d , $NR^cC(O)R^a$, $NR^cC(O)OR^b$, $S(O)R^a$, $S(O)NR^cR^d$, $S(O)_2R^a$, $S(O)_2NR^cR^d$, OR^b , SR^b , C_{1-10} alkyl, C_{1-10} haloalkyl, C_{2-10} alkenyl, C_{2-10} alkynyl, aryl, cycloalkyl, heteroaryl, heterocycloalkyl, arylalkyl, heteroarylalkyl, cycloalkylalkyl or heterocycloalkylalkyl.

15 In some embodiments, R^4 , R^5 , R^6 , R^7 , R^8 , R^9 , R^{10} and R^{11} are each, independently, H, C_{1-10} alkyl or C_{1-10} haloalkyl.

In some embodiments, R^4 , R^5 , R^6 , R^7 , R^8 , R^9 , R^{10} and R^{11} are each H.

In some embodiments, R^{3a} and R^{3b} are each H.

In some embodiments, r is 1.

In some embodiments, r is 0.

20 In some embodiments, the sum of q1 and q2 is 0, 1 or 2.

In some embodiments, the sum of q1 and q2 is 0.

In some embodiments, R^{12} and R^{13} are each H.

In some embodiments, at least one of R^1 and R^2 is C_{1-4} alkyl.

In some embodiments, m is 0.

25 In some embodiments, m is 1 or 2.

In some embodiments, n1 is 1.

In some embodiments, n1 is 2.

In some embodiments, n2 is 0.

In some embodiments, n2 is 1.

30 In some embodiments, n3 is 0.

In some embodiments, n3 is 1, 2, 3 or 4;

In some embodiments, p is 0.

In some embodiments, p is 1.

In some embodiments, each $-W-X-Y-Z$ is, independently, $-NR^cC(O)O-Z$, $-C(O)O-Z$, $-NR^cC(O)-Z$, $-CO-Z$, $-SO-Z$, $-SO_2-Z$, $-SONR^c-Z$, $-NR^cCONR^f-Z$, halo, CN, NO_2 , OH, C_{1-4} alkoxy, C_{1-4} haloalkoxy, amino, C_{1-4} alkylamino, C_{2-8} dialkylamino, C_{1-6} alkyl, C_{2-6} alkenyl, C_{2-6} alkynyl, aryl, cycloalkyl, heteroaryl or heterocycloalkyl, wherein said C_{1-6} alkyl, C_{2-6} alkenyl, C_{2-6} alkynyl, aryl, cycloalkyl, heteroaryl or heterocycloalkyl is optionally substituted by 1, 2 or 3 halo, oxo, C_{1-6} alkyl, C_{2-6} alkenyl, C_{2-6} alkynyl, C_{1-4} haloalkyl, aryl, cycloalkyl, heteroaryl, heterocycloalkyl, CN, NO_2 , OR^a , SR^a , $C(O)R^b$, $C(O)NR^cR^d$, $C(O)OR^a$, $OC(O)R^b$, $OC(O)NR^cR^d$, NR^cR^d , $NR^cC(O)R^d$, $NR^cC(O)OR^a$, $S(O)R^b$, $S(O)NR^cR^d$, $S(O)_2R^b$, or $S(O)_2NR^cR^d$.

In some embodiments, each $-W-X-Y-Z$ is, independently, $-NHC(O)O-C_{1-4}$ alkyl, $-NHC(O)O-C_{1-4}$ alkynyl, $-C(O)O-C_{1-4}$ alkyl, $-NHC(O)-C_{1-4}$ alkyl, $-NHC(O)-C_{3-9}$ cycloalkyl, halo, CN, NO_2 , OH, C_{1-4} alkoxy, C_{1-4} haloalkoxy, amino, C_{1-4} alkylamino, C_{2-8} dialkylamino, C_{1-6} alkyl, C_{2-6} alkenyl, C_{2-6} alkynyl, aryl, cycloalkyl, heteroaryl or heterocycloalkyl, wherein said C_{1-6} alkyl, C_{2-6} alkenyl, C_{2-6} alkynyl, aryl, cycloalkyl, heteroaryl or heterocycloalkyl is optionally substituted by 1, 2 or 3 halo, oxo, C_{1-6} alkyl, C_{2-6} alkenyl, C_{2-6} alkynyl, C_{1-4} haloalkyl, aryl, cycloalkyl, heteroaryl, heterocycloalkyl, CN, NO_2 , OR^a , SR^a , $C(O)R^b$, $C(O)NR^cR^d$, $C(O)OR^a$, $OC(O)R^b$, $OC(O)NR^cR^d$, NR^cR^d , $NR^cC(O)R^d$, $NR^cC(O)OR^a$, $S(O)R^b$, $S(O)NR^cR^d$, $S(O)_2R^b$, or $S(O)_2NR^cR^d$.

In some embodiments, each $-W-X-Y-Z$ is, independently, halo, CN, C_{1-6} alkyl, C_{1-6} haloalkyl, C_{1-6} alkoxy, $-NR^cC(O)O-Z$, $-C(O)O-Z$, $-NR^cC(O)-Z$ or aryl, wherein said aryl is optionally substituted by 1, 2 or 3 halo or C_{1-4} haloalkyl.

In some embodiments, each $-W-X-Y-Z$ is, independently, halo, CN, C_{1-4} alkyl, C_{1-4} haloalkyl, C_{1-4} alkoxy, $-NHC(O)O-(C_{1-4}$ alkyl), $-NHC(O)O-(C_{1-4}$ alkynyl), $-C(O)O-(C_{1-4}$ alkyl), $-NHC(O)-(C_{1-4}$ alkyl), $-NHC(O)-(C_{3-9}$ cycloalkyl) or phenyl, wherein said phenyl is optionally substituted by 1, 2 or 3 halo or C_{1-4} haloalkyl.

In some embodiments, each $-W-X-Y-Z$ is, independently, halo, CN, NO_2 , C_{1-4} alkoxy, heteroaryloxy, C_{2-6} alkynyl, C_{1-4} haloalkoxy, $NR^cC(O)R^d$, $NR^cC(O)OR^a$, $C(O)NR^cR^d$, NR^cR^d , $NR^cS(O)_2R^b$, C_{1-4} haloalkyl, C_{1-6} alkyl, heterocycloalkyl, aryl or heteraryl, wherein each of said C_{1-6} alkyl, aryl or heteraryl is optionally substituted by 1, 2 or 3 halo, C_{1-6} alkyl, C_{1-4} haloalkyl, CN, NO_2 , OR^a , SR^a , $C(O)NR^cR^d$, $NR^cC(O)R^d$ or $COOR^a$.

In some embodiments, each $-W-X-Y-Z$ is, independently, halo, CN, NO_2 , C_{1-4} alkoxy, pyridin-2-yloxy, pyridin-3-yloxy, pyridin-4-yloxy, C_{2-6} alkynyl, C_{1-4} haloalkoxy, $NR^cC(O)R^d$, $NR^cC(O)OR^a$, $C(O)NR^cR^d$, NR^cR^d , $NR^cS(O)_2R^b$, C_{1-4} haloalkyl, C_{1-6} alkyl, phenyl, pyridyl, pyrimidinyl, isoxazolyl, pyrazolyl, 1,2,3,6-tetrahydro-pyridinyl, 2-oxo-(2H)-pyridinyl, 2-oxo-[1,3]oxazolidinyl, 2-oxo-pyrrolidinyl, pyrrolidinyl, 2-oxopiperidinyl, or 2-oxo-[1,3]oxazinanyl, wherein each of said C_{1-6} alkyl, phenyl, pyridyl, pyrimidinyl, isoxazolyl, pyrazolyl, 1,2,3,6-tetrahydro-pyridinyl, 2-oxo-(2H)-pyridinyl, 2-oxo-[1,3]oxazolidinyl, 2-oxo-pyrrolidinyl, pyrrolidinyl, 2-oxopiperidinyl, or 2-oxo-[1,3]oxazinanyl is optionally substituted by 1, 2 or 3 halo, C_{1-6} alkyl, C_{1-4} haloalkyl, CN, NO_2 , OR^a , SR^a , $C(O)NR^cR^d$, $NR^cC(O)R^d$ or $COOR^a$.

In some embodiments, each $-W-X-Y-Z$ is, independently, aryl or heteroaryl, wherein each of said aryl or heteroaryl is optionally substituted by 1, 2 or 3 halo, CN, C_{1-4} alkyl, phenyl, pyridyl, C_{1-4} alkoxy, or C_{1-4} haloalkyl.

In some embodiments, each $-W-X-Y-Z$ is, independently, phenyl, pyridyl or quinolinyl, wherein each of said phenyl, pyridyl, quinolinyl is optionally substituted by 1, 2 or 3 halo, CN, C_{1-4} alkyl, phenyl, C_{1-4} alkoxy, or C_{1-4} haloalkyl.

In some embodiments, each $-W'-X'-Y'-Z'$ is, independently, OH, CN, halo, C_{1-6} alkyl, C_{1-6} haloalkyl, aryl, heteroaryl, cycloalkyl, heterocycloalkyl, $-O-Z'$, $-C(O)-Z'$ or $-C(O)O-Z'$, wherein said C_{1-6} alkyl, aryl, heteroaryl, cycloalkyl, or heterocycloalkyl are each optionally substituted by 1, 2 or 3 halo, oxo, C_{1-6} alkyl, C_{2-6} alkenyl, C_{2-6} alkynyl, C_{1-4} haloalkyl, aryl, cycloalkyl, heteroaryl, heterocycloalkyl, CN, NO_2 , OR^a , SR^a , $C(O)R^b$, $C(O)NR^cR^d$, $C(O)OR^a$, $OC(O)R^b$, $OC(O)NR^cR^d$, NR^cR^d , $NR^cC(O)R^d$, $NR^cC(O)OR^a$, $S(O)R^b$, $S(O)NR^cR^d$, $S(O)_2R^b$, or $S(O)_2NR^cR^d$.

In some embodiments, each $-W'-X'-Y'-Z'$ is, independently, OH, C_{1-4} alkoxy, CN, C_{1-4} alkyl, $-O$ -heteroaryl, $-(C_{1-4} \text{ alkyl})-CN$, $COOR^a$, $C(O)NR^cR^d$ or $NR^cC(O)OR^a$.

In some embodiments, each $-W'-X'-Y'-Z'$ is, independently, halo, C_{1-4} alkyl, CN, $NR^cC(O)R^d$ or $NR^cS(O)_2R^b$.

In some embodiments, each $-W'-X'-Y'-Z'$ is, independently, OH, CN, halo, C_{1-6} alkyl, $-O$ -heteroaryl, or $C(O)O-Z'$.

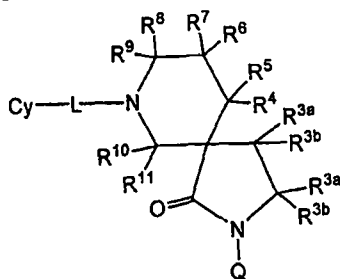
In some embodiments, each $-W'-X'-Y'-Z'$ is, independently, OH, CN, halo, C_{1-6} alkyl, $-O$ -heteroaryl, or $-C(O)O-C_{1-4}$ alkyl.

In some embodiments, each $-W''-X''-Y''-Z''$ is halo, CN, NO_2 , OH, C_{1-4} alkoxy, C_{1-4} haloalkoxy, amino, C_{1-4} alkylamino, C_{2-8} dialkylamino, $NR^cS(O)_2R^b$, C_{1-6} alkyl, C_{2-6} alkenyl, C_{2-6} alkynyl, aryl, cycloalkyl, heteroaryl or heterocycloalkyl, wherein said C_{1-6} alkyl, C_{2-6} alkenyl, C_{2-6} alkynyl, aryl, cycloalkyl, heteroaryl or heterocycloalkyl is optionally substituted by 1, 2 or 3 halo, oxo, C_{1-6} alkyl, C_{2-6} alkenyl, C_{2-6} alkynyl, C_{1-4} haloalkyl, aryl, cycloalkyl, heteroaryl, heterocycloalkyl, CN, NO_2 , OR^a , SR^a , $C(O)R^b$, $C(O)NR^cR^d$, $C(O)OR^a$, $OC(O)R^b$, $OC(O)NR^cR^d$, NR^cR^d , $NR^cC(O)R^d$, $NR^cC(O)OR^a$, $NR^cS(O)_2R^b$, $S(O)R^b$, $S(O)NR^cR^d$, $S(O)_2R^b$, or $S(O)_2NR^cR^d$.

In some embodiments, each $-W''-X''-Y''-Z''$ is halo, CN, NO_2 , OH, C_{1-4} alkoxy, C_{1-4} haloalkoxy, amino, C_{1-4} alkylamino, C_{2-8} dialkylamino, C_{1-6} alkyl, C_{2-6} alkenyl, C_{2-6} alkynyl, aryl, cycloalkyl, heteroaryl or heterocycloalkyl, wherein said C_{1-6} alkyl, C_{2-6} alkenyl, C_{2-6} alkynyl, aryl, cycloalkyl, heteroaryl or heterocycloalkyl is optionally substituted by 1, 2 or 3 halo, oxo, C_{1-6} alkyl, C_{2-6} alkenyl, C_{2-6} alkynyl, C_{1-4} haloalkyl, aryl, cycloalkyl, heteroaryl, heterocycloalkyl, CN, NO_2 , OR^a , SR^a , $C(O)R^b$, $C(O)NR^cR^d$, $C(O)OR^a$, $OC(O)R^b$, $OC(O)NR^cR^d$, NR^cR^d , $NR^cC(O)R^d$, $NR^cC(O)OR^a$, $S(O)R^b$, $S(O)NR^cR^d$, $S(O)_2R^b$, or $S(O)_2NR^cR^d$.

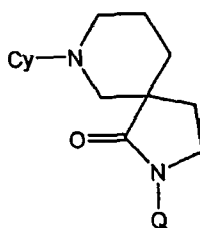
In some embodiments, each $-W''-X''-Y''-Z''$ is halo, CN, NO_2 , OH, C_{1-4} alkoxy, C_{1-4} haloalkoxy, amino, C_{1-4} alkylamino, C_{2-8} dialkylamino, C_{1-6} alkyl, C_{2-6} alkenyl, C_{2-6} alkynyl, aryl, cycloalkyl, heteroaryl or heterocycloalkyl.

In some embodiments, compounds of the invention have Formula II:



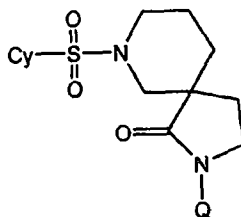
II.

In some embodiments, compounds of the invention have Formula IIIa:



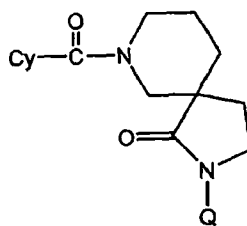
IIIa.

In some embodiments, compounds of the invention have Formula IIIb:



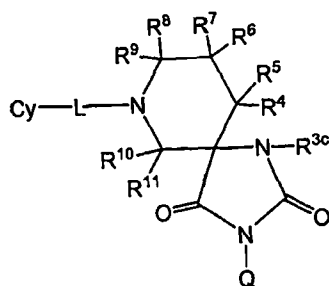
IIIb.

In some embodiments, compounds of the invention have Formula IIIc:



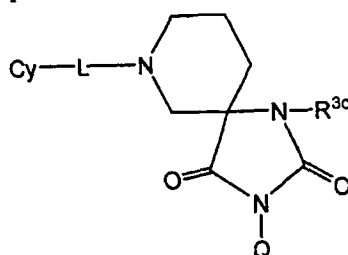
IIIc.

In some embodiments, compounds of the invention have Formula IV:



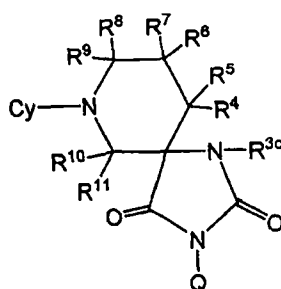
IV.

In some embodiments, compounds of the invention have Formula IVa:



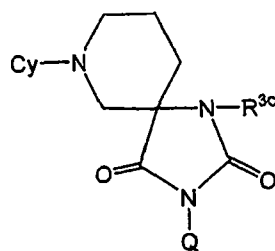
IVa.

In some embodiments, compounds of the invention have Formula IVb:



IVb.

In some embodiments, compounds of the invention have Formula IVc:



IVc.

In some embodiments, compounds of the invention have Formula IV, Formula IVa, Formula IVb, or Formula IVc, wherein R^{3c} is H, C₁₋₄ alkyl, or CO-(C₁₋₄ alkyl). In some further embodiments, R^{3c} is H.

5 At various places in the present specification, substituents of compounds of the invention are disclosed in groups or in ranges. It is specifically intended that the invention include each and every individual subcombination of the members of such groups and ranges. For example, the term "C₁₋₆ alkyl" is specifically intended to individually disclose methyl, ethyl, C₃ alkyl, C₄ alkyl, C₅ alkyl, and C₆ alkyl.

10 It is further appreciated that certain features of the invention, which are, for clarity, described in the context of separate embodiments, can also be provided in combination in a single embodiment. Conversely, various features of the invention which are, for brevity, described in the context of a single embodiment, can also be provided separately or in any suitable subcombination.

The term "n-membered" where n is an integer typically describes the number of ring-forming atoms in a moiety where the number of ring-forming atoms is n. For example, piperidinyl is an example of a 6-membered heterocycloalkyl ring and 1,2,3,4-tetrahydro-naphthalene is an example of a 10-membered cycloalkyl group.

15 As used herein, the term "alkyl" is meant to refer to a saturated hydrocarbon group which is straight-chained or branched. Example alkyl groups include methyl (Me), ethyl (Et), propyl (e.g., n-propyl and isopropyl), butyl (e.g., n-butyl, isobutyl, t-butyl), pentyl (e.g., n-pentyl, isopentyl, neopentyl), and the like. An alkyl group can contain from 1 to about 20, from 2 to about 20, from 1 to about 10, from 1 to about 8, from 1 to about 6, from 1 to about 4, or from 1 to about 3 carbon atoms. The term "alkylenyl" refers to a divalent alkyl linking group.

20 As used herein, "alkenyl" refers to an alkyl group having one or more double carbon-carbon bonds. Example alkenyl groups include ethenyl, propenyl, cyclohexenyl, and the like. The term "alkenylenyl" refers to a divalent linking alkenyl group.

As used herein, "alkynyl" refers to an alkyl group having one or more triple carbon-carbon bonds. Example alkynyl groups include ethynyl, propynyl, and the like. The term "alkynylenyl" refers to a divalent linking alkynyl group.

30 As used herein, "haloalkyl" refers to an alkyl group having one or more halogen substituents. Example haloalkyl groups include CF₃, C₂F₅, CHF₂, CCl₃, CHCl₂, C₂Cl₅, and the like.

As used herein, "aryl" refers to monocyclic or polycyclic (e.g., having 2, 3 or 4 fused rings) aromatic hydrocarbons such as, for example, phenyl, naphthyl, anthracenyl, phenanthrenyl, indanyl, indenyl, and the like. In some embodiments, aryl groups have from 6 to about 20 carbon atoms.

35 As used herein, "cycloalkyl" refers to non-aromatic cyclic hydrocarbons including cyclized alkyl, alkenyl, and alkynyl groups. Cycloalkyl groups can include mono- or polycyclic (e.g., having 2, 3 or 4 fused rings) groups. Ring-forming carbon atoms of a cycloalkyl group can be optionally

substituted by oxo or sulfido. Example cycloalkyl groups include cyclopropyl, cyclobutyl, cyclopentyl, cyclohexyl, cycloheptyl, cyclopentenyl, cyclohexenyl, cyclohexadienyl, cycloheptatrienyl, norbornyl, norpinyl, norcarnyl, adamantyl, and the like. Also included in the definition of cycloalkyl are moieties that have one or more aromatic rings fused (i.e., having a bond in common with) to the cycloalkyl ring, for example, benzo or thienyl derivatives of pentane, pentene, hexane, and the like.

As used herein, "heteroaryl" refers to an aromatic heterocycle having at least one heteroatom ring member such as sulfur, oxygen, or nitrogen. Heteroaryl groups include monocyclic and polycyclic (e.g., having 2, 3 or 4 fused rings) systems. Examples of heteroaryl groups include without limitation, pyridyl, pyrimidinyl, pyrazinyl, pyridazinyl, triazinyl, furyl, quinolyl, isoquinolyl, thienyl, imidazolyl, thiazolyl, indolyl, pyrrol, oxazolyl, benzofuryl, benzothienyl, benzthiazolyl, isoxazolyl, pyrazolyl, triazolyl, tetrazolyl, indazolyl, 1,2,4-thiadiazolyl, isothiazolyl, benzothienyl, purinyl, carbazolyl, benzimidazolyl, indolinyl, and the like. In some embodiments, the heteroaryl group has from 1 to about 20 carbon atoms, and in further embodiments from about 3 to about 20 carbon atoms. In some embodiments, the heteroaryl group contains 3 to about 14, 4 to about 14, 3 to about 7, or 5 to 6 ring-forming atoms. In some embodiments, the heteroaryl group has 1 to about 4, 1 to about 3, or 1 to 2 heteroatoms.

As used herein, "heterocycloalkyl" refers to non-aromatic heterocycles including cyclized alkyl, alkenyl, and alkynyl groups where one or more of the ring-forming carbon atoms is replaced by a heteroatom such as an O, N, or S atom. Heterocycloalkyl groups include monocyclic and polycyclic (e.g., having 2, 3 or 4 fused rings) systems. Example "heterocycloalkyl" groups include morpholino, thiomorpholino, piperazinyl, tetrahydrofuranyl, tetrahydrothienyl, 2,3-dihydrobenzofuryl, 1,3-benzodioxole, benzo-1,4-dioxane, piperidinyl, pyrrolidinyl, isoxazolidinyl, isothiazolidinyl, pyrazolidinyl, oxazolidinyl, thiazolidinyl, imidazolidinyl, and the like. Ring-forming carbon atoms and heteroatoms of a heterocycloalkyl group can be optionally substituted by oxo or sulfido. Also included in the definition of heterocycloalkyl are moieties that have one or more aromatic rings fused (i.e., having a bond in common with) to the nonaromatic heterocyclic ring, for example phthalimidyl, naphthalimidyl, and benzo derivatives of heterocycles such as indolene and isoindolene groups. In some embodiments, the heterocycloalkyl group has from 1 to about 20 carbon atoms, and in further embodiments from about 3 to about 20 carbon atoms. In some embodiments, the heterocycloalkyl group contains 3 to about 14, 4 to about 14, 3 to about 7, or 5 to 6 ring-forming atoms. In some embodiments, the heterocycloalkyl group has 1 to about 4, 1 to about 3, or 1 to 2 heteroatoms. In some embodiments, the heterocycloalkyl group contains 0 to 3 double or triple bonds. In some embodiments, the heterocycloalkyl group contains 0 to 2 double or triple bonds.

As used herein, "halo" or "halogen" includes fluoro, chloro, bromo, and iodo.

As used herein, "alkoxy" refers to an -O-alkyl group. Example alkoxy groups include methoxy, ethoxy, propoxy (e.g., n-propoxy and isopropoxy), t-butoxy, and the like.

As used here, "haloalkoxy" refers to an -O-haloalkyl group. An example haloalkoxy group is OCF₃.

As used herein, "heteroaryloxy" refers to -O-heteroaryl. An example heteroaryloxy is pyridine-2-yloxy [i.e., -O-(pyridine-2-yl)].

5 As used herein, "arylalkyl" refers to alkyl substituted by aryl and "cycloalkylalkyl" refers to alkyl substituted by cycloalkyl. An example arylalkyl group is benzyl.

As used herein, "amino" refers to NH₂.

As used herein, "alkylamino" refers to an amino group substituted by an alkyl group.

As used herein, "dialkylamino" refers to an amino group substituted by two alkyl groups.

10 The compounds described herein can be asymmetric (e.g., having one or more stereocenters). All stereoisomers, such as enantiomers and diastereomers, are intended unless otherwise indicated. Compounds of the present invention that contain asymmetrically substituted carbon atoms can be isolated in optically active or racemic forms. Methods on how to prepare optically active forms from optically active starting materials are known in the art, such as by resolution of racemic mixtures or
15 by stereoselective synthesis. Many geometric isomers of olefins, C=N double bonds, and the like can also be present in the compounds described herein, and all such stable isomers are contemplated in the present invention. Cis and trans geometric isomers of the compounds of the present invention are described and may be isolated as a mixture of isomers or as separated isomeric forms.

Resolution of racemic mixtures of compounds can be carried out by any of numerous methods
20 known in the art. An example method includes fractional recrystallization using a chiral resolving acid which is an optically active, salt-forming organic acid. Suitable resolving agents for fractional recrystallization methods are, for example, optically active acids, such as the D and L forms of tartaric acid, diacetyltartaric acid, dibenzoyltartaric acid, mandelic acid, malic acid, lactic acid or the various optically active camphorsulfonic acids such as β -camphorsulfonic acid. Other resolving agents
25 suitable for fractional crystallization methods include stereoisomerically pure forms of α -methylbenzylamine (e.g., *S* and *R* forms, or diastereomerically pure forms), 2-phenylglycinol, norephedrine, ephedrine, N-methylephedrine, cyclohexylethylamine, 1,2-diaminocyclohexane, and the like.

Resolution of racemic mixtures can also be carried out by elution on a column packed with an
30 optically active resolving agent (e.g., dinitrobenzoylphenylglycine). Suitable elution solvent composition can be determined by one skilled in the art.

Compounds of the invention also include tautomeric forms, such as keto-enol tautomers.

Compounds of the invention further include hydrates and solvates, as well as anhydrous and non-solvated forms.

Compounds of the invention can also include all isotopes of atoms occurring in the intermediates or final compounds. Isotopes include those atoms having the same atomic number but different mass numbers. For example, isotopes of hydrogen include tritium and deuterium.

The phrase "pharmaceutically acceptable" is employed herein to refer to those compounds, materials, compositions, and/or dosage forms which are, within the scope of sound medical judgement, suitable for use in contact with the tissues of human beings and animals without excessive toxicity, irritation, allergic response, or other problem or complication, commensurate with a reasonable benefit/risk ratio.

The present invention also includes pharmaceutically acceptable salts of the compounds described herein. As used herein, "pharmaceutically acceptable salts" refers to derivatives of the disclosed compounds wherein the parent compound is modified by converting an existing acid or base moiety to its salt form. Examples of pharmaceutically acceptable salts include, but are not limited to, mineral or organic acid salts of basic residues such as amines; alkali or organic salts of acidic residues such as carboxylic acids; and the like. The pharmaceutically acceptable salts of the present invention include the conventional non-toxic salts or the quaternary ammonium salts of the parent compound formed, for example, from non-toxic inorganic or organic acids. The pharmaceutically acceptable salts of the present invention can be synthesized from the parent compound which contains a basic or acidic moiety by conventional chemical methods. Generally, such salts can be prepared by reacting the free acid or base forms of these compounds with a stoichiometric amount of the appropriate base or acid in water or in an organic solvent, or in a mixture of the two; generally, nonaqueous media like ether, ethyl acetate, ethanol, isopropanol, or acetonitrile are preferred. Lists of suitable salts are found in *Remington's Pharmaceutical Sciences*, 17th ed., Mack Publishing Company, Easton, Pa., 1985, p. 1418 and *Journal of Pharmaceutical Science*, 66, 2 (1977), each of which is incorporated herein by reference in its entirety.

The present invention also includes prodrugs of the compounds described herein. As used herein, "prodrugs" refer to any covalently bonded carriers which release the active parent drug when administered to a mammalian subject. Prodrugs can be prepared by modifying functional groups present in the compounds in such a way that the modifications are cleaved, either in routine manipulation or *in vivo*, to the parent compounds. Prodrugs include compounds wherein hydroxyl, amino, sulfhydryl, or carboxyl groups are bonded to any group that, when administered to a mammalian subject, cleaves to form a free hydroxyl, amino, sulfhydryl, or carboxyl group respectively. Examples of prodrugs include, but are not limited to, acetate, formate and benzoate derivatives of alcohol and amine functional groups in the compounds of the invention. Preparation and use of prodrugs is discussed in T. Higuchi and V. Stella, "Pro-drugs as Novel Delivery Systems," Vol. 14 of the A.C.S. Symposium Series, and in *Bioreversible Carriers in Drug Design*, ed. Edward B. Roche, American Pharmaceutical Association and Pergamon Press, 1987, both of which are hereby incorporated by reference in their entirety.

Synthesis

The novel compounds of the present invention can be prepared in a variety of ways known to one skilled in the art of organic synthesis. The compounds of the present invention can be synthesized using the methods as hereinafter described below, together with synthetic methods known in the art of synthetic organic chemistry or variations thereon as appreciated by those skilled in the art.

The compounds of this invention can be prepared from readily available starting materials using the following general methods and procedures. It will be appreciated that where typical or preferred process conditions (i.e., reaction temperatures, times, mole ratios of reactants, solvents, pressures, etc.) are given; other process conditions can also be used unless otherwise stated. Optimum reaction conditions may vary with the particular reactants or solvent used, but such conditions can be determined by one skilled in the art by routine optimization procedures.

The processes described herein can be monitored according to any suitable method known in the art. For example, product formation can be monitored by spectroscopic means, such as nuclear magnetic resonance spectroscopy (e.g., ^1H or ^{13}C) infrared spectroscopy, spectrophotometry (e.g., UV-visible), or mass spectrometry, or by chromatography such as high performance liquid chromatography (HPLC) or thin layer chromatography.

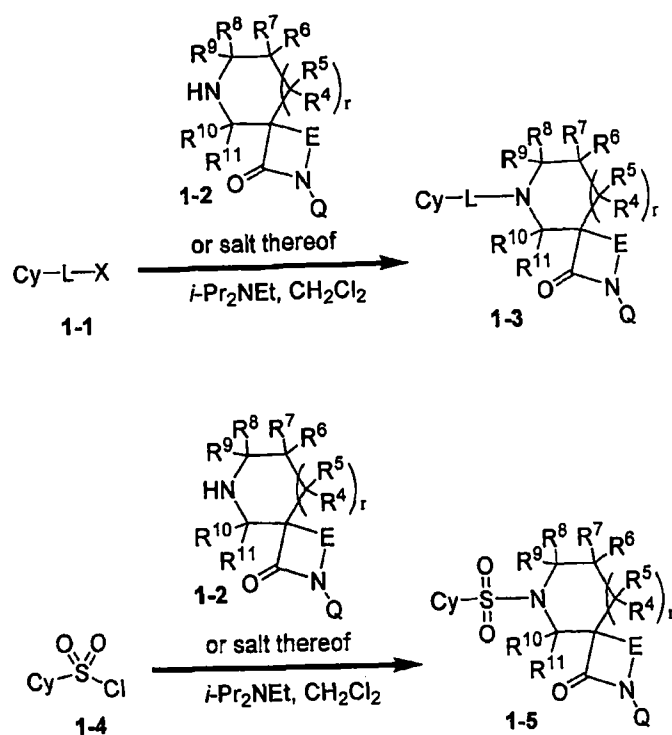
Preparation of compounds can involve the protection and deprotection of various chemical groups. The need for protection and deprotection, and the selection of appropriate protecting groups can be readily determined by one skilled in the art. The chemistry of protecting groups can be found, for example, in Greene, et al., *Protective Groups in Organic Synthesis*, 2d. Ed., Wiley & Sons, 1991, which is incorporated herein by reference in its entirety.

The reactions of the processes described herein can be carried out in suitable solvents which can be readily selected by one of skill in the art of organic synthesis. Suitable solvents can be substantially nonreactive with the starting materials (reactants), the intermediates, or products at the temperatures at which the reactions are carried out, i.e., temperatures which can range from the solvent's freezing temperature to the solvent's boiling temperature. A given reaction can be carried out in one solvent or a mixture of more than one solvent. Depending on the particular reaction step, suitable solvents for a particular reaction step can be selected.

The compounds of the invention can be prepared, for example, using the reaction pathways and techniques described below.

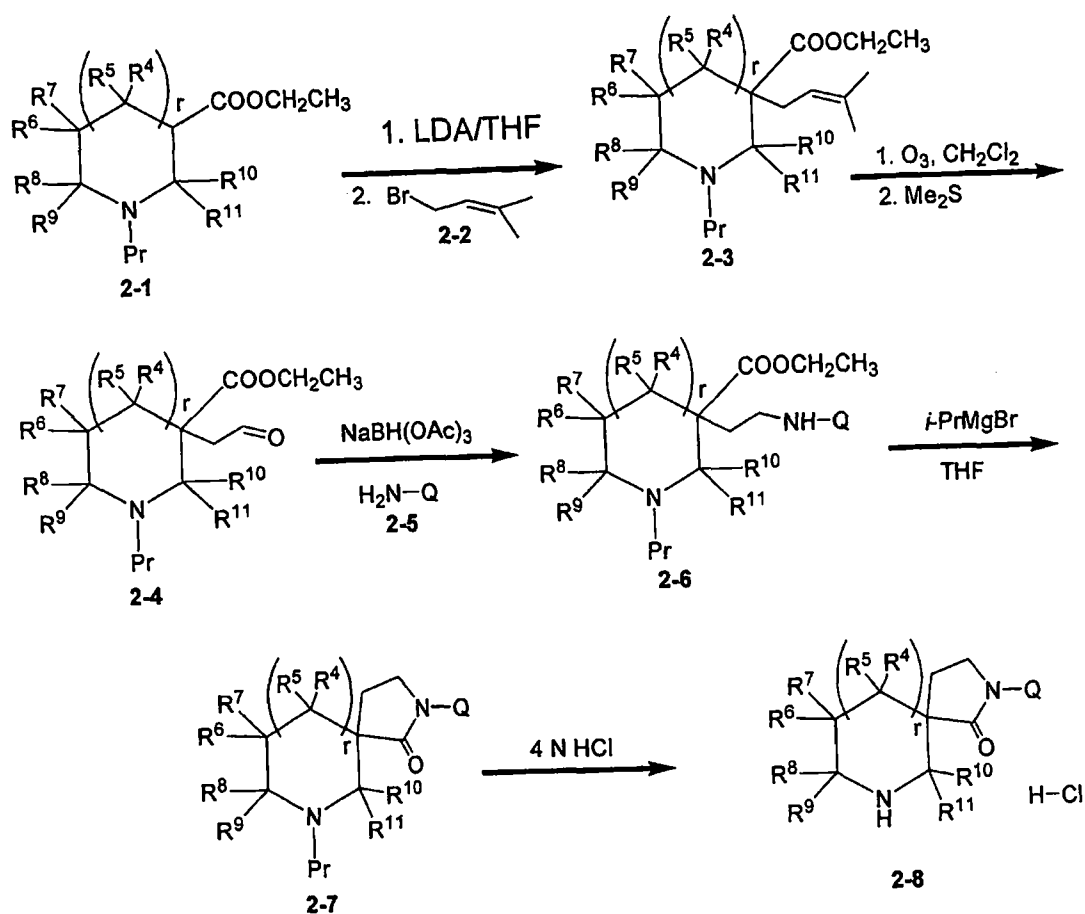
Compounds of the invention can be generally prepared by the method outlined in Scheme 1. Reagents of formula 1-1 (X is a leaving group such as halo) can be reacted with an amines of formula 1-2 (or its salts) in an appropriate solvent (e.g., CH_2Cl_2) and optionally in the presence of a base such as diisopropyl ethyl amine to provide the desired products 1-3. As an example, sulfonyl chlorides of formula 1-4 can be reacted with the amines of formula 1-2 to provide sulfonyl linked compounds of formula 1-5.

Scheme 1



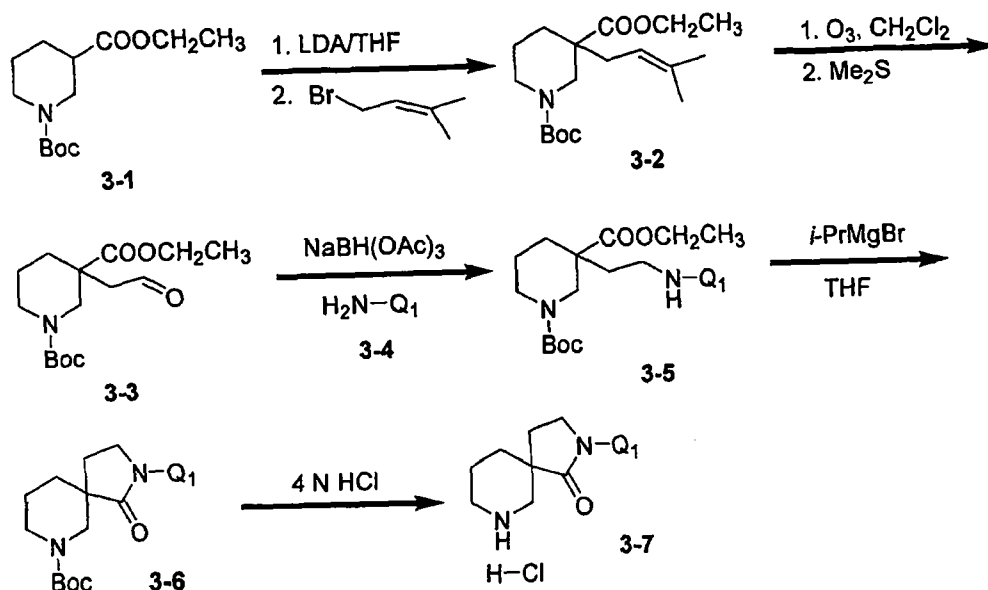
A series of spirocyclic amines of formula 2-8 can be prepared according to the procedure outlined in Scheme 2. N-protected 2-1 (Pr is an amino protecting group such as Boc) can be treated with a base such as LDA at low temperature in a solvent such as tetrahydrofuran followed by addition of 1-bromo-3-methyl-2-butene (2-2). The resulting intermediate (2-3) can be treated with ozone and then reduced with methyl sulfide to provide the aldehyde 2-4. Reductive amination of 2-4 with amines 2-5 can be conducted in a solvent such as methanol and using a reducing agent such as sodium triacetoxyborohydride, and the product 2-6 can be cyclized in the presence of a base such as isopropylmagnesium bromide to provide the lactam 2-7 which upon acidic cleavage of the Boc group yields the desired amine 2-8.

Scheme 2



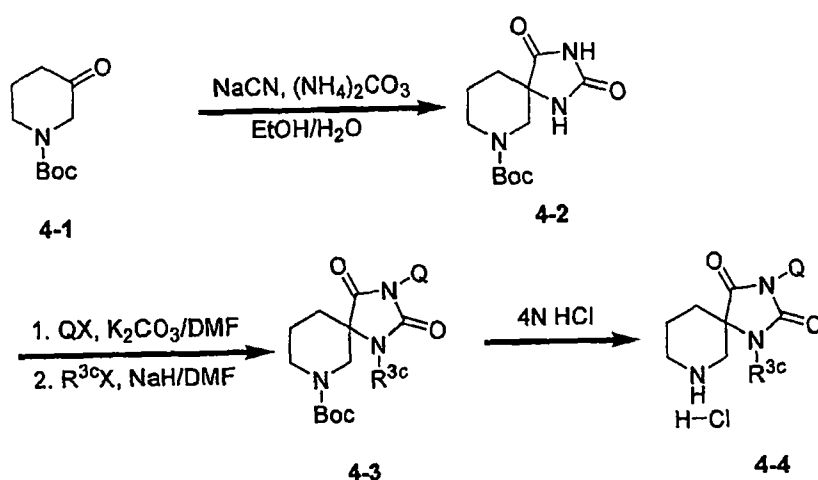
5 A series of amines of formula 3-7 can be prepared according to the procedure outlined in
 Scheme 3. Treatment of Boc protected nipecotic ethyl ester 3-1 with a base such as LDA at low
 temperature in a solvent such as tetrahydrofuran followed by addition of 1-bromo-3-methyl-2-
 butene can result in an intermediate 3-2, which can be treated with ozone followed by reduction
 with methyl sulfide to provide the aldehyde 3-3. Reductive amination of 3-3 with amines 3-4
 (where Q₁ is, e.g., substituted or unsubstituted cycloalkyl or aryl) can be conducted in a solvent
 such as methanol and using a reducing agent such as sodium triacetoxyborohydride. The
 10 resulting intermediate 3-5 can be cyclized in the presence of a base such as isopropylmagnesium
 bromide to provide the lactam 3-6 which upon acidic cleavage of the Boc group yields the desired
 piperidine 3-7.

Scheme 3



A series of piperidines of 4-4 can be prepared by the method outlined in Scheme 4. Compound 4-1 can be readily converted to the spirohydantoin 4-2 under Bucherer-Bergs conditions, using, e.g., ammonium carbonate and either sodium cyanide or potassium cyanide in aqueous ethanol. Alkylation of compound 4-2 with one equivalent of alkyl halide QX (X is a leaving group such as halo) in the presence of potassium carbonate in DMF, followed by a second alkylation with R^{3c}X (X is a leaving group such as halo) in the presence of sodium hydride in DMF provides substituted hydantoins 4-3, which upon acidic cleavage of the Boc group yields the desired piperidines 4-4.

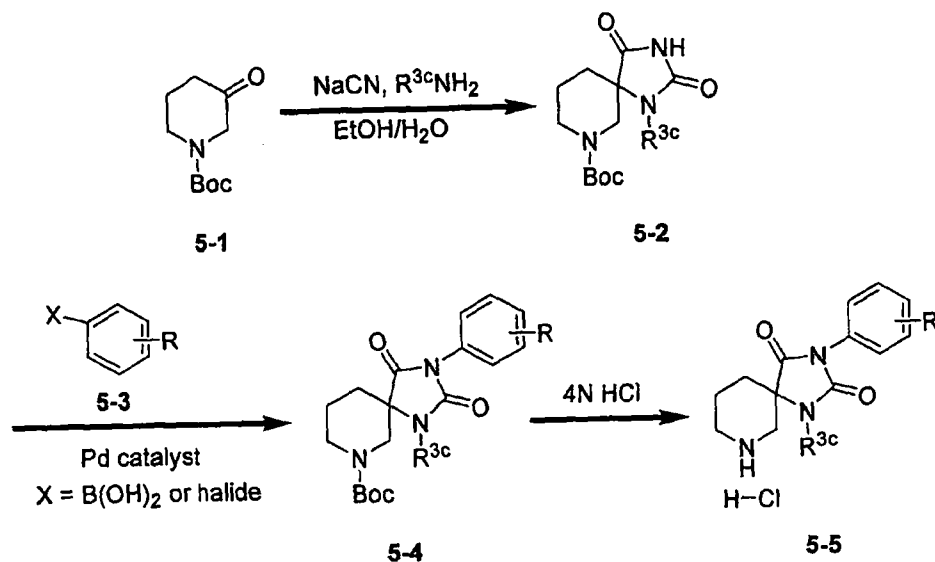
Scheme 4



Alternatively, treatment of compound **5-1** with alkyl amines $R^{3c}NH_2$ and sodium cyanide can provide alkylated hydantoin derivatives **5-2**. Aromatic substituted hydantoins **5-4** can be obtained by coupling compounds **5-2** with aromatic boronic acids or aromatic halides **5-3** in the presence of catalyst. Acidic cleavage of the Boc group yields the desired piperidines **5-4** (Scheme 5).

5

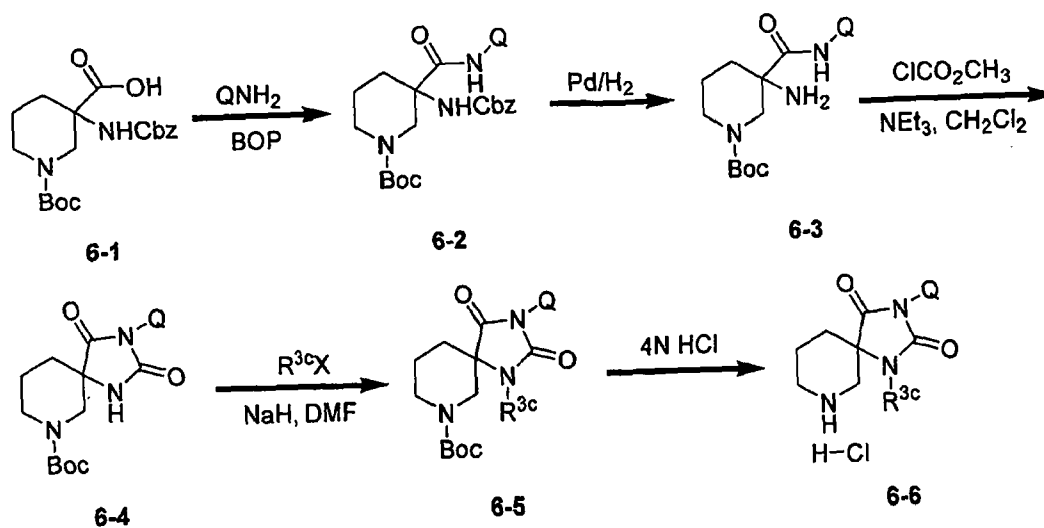
Scheme 5



In a further alternative route, piperidines **6-6** can also be prepared by the method outlined in Scheme 6. The protected amino acid **6-1** can be coupled with an amine $Q-NH_2$ using a coupling agent such as BOP to provide compound **6-2** which, in turn, can be hydrogenated at the presence of Pd catalyst to yield compound **6-3**. Compound **6-3** can be treated with methyl chloroformate and a base such as triethyl amine in CH_2Cl_2 to complete the ring closure and form hydantoin **6-4**. As described previously, N alkylation with $R^{3c}X$ (X is a leaving group such as halo) can yield compounds of formula **6-5** and acid cleavage can yield compounds of formula **6-6**.

20

Scheme 6



Methods

Compounds of the invention can modulate activity of 11 β HSD1 and/or MR. The term “modulate” is meant to refer to an ability to increase or decrease activity of an enzyme or receptor. Accordingly, compounds of the invention can be used in methods of modulating 11 β HSD1 and/or MR by contacting the enzyme or receptor with any one or more of the compounds or compositions described herein. In some embodiments, compounds of the present invention can act as inhibitors of 11 β HSD1 and/or MR. In further embodiments, the compounds of the invention can be used to modulate activity of 11 β HSD1 and/or MR in an individual in need of modulation of the enzyme or receptor by administering a modulating amount of a compound of the invention.

The present invention further provides methods of inhibiting the conversion of cortisone to cortisol in a cell, or inhibiting the production of cortisol in a cell, where conversion to or production of cortisol is mediated, at least in part, by 11 β HSD1 activity. Methods of measuring conversion rates of cortisone to cortisol and vice versa, as well as methods for measuring levels of cortisone and cortisol in cells, are routine in the art.

The present invention further provides methods of increasing insulin sensitivity of a cell by contacting the cell with a compound of the invention. Methods of measuring insulin sensitivity are routine in the art.

The present invention further provides methods of treating disease associated with activity or expression, including abnormal activity and overexpression, of 11 β HSD1 and/or MR in an individual (e.g., patient) by administering to the individual in need of such treatment a therapeutically effective amount or dose of a compound of the present invention or a pharmaceutical composition thereof. Example diseases can include any disease, disorder or condition that is directly or indirectly linked to

expression or activity of the enzyme or receptor. An 11β HSD1-associated disease can also include any disease, disorder or condition that can be prevented, ameliorated, or cured by modulating enzyme activity.

Examples of 11β HSD1-associated diseases include obesity, diabetes, glucose intolerance, insulin resistance, hyperglycemia, hypertension, hyperlipidemia, cognitive impairment, dementia, depression (e.g., psychotic depression), glaucoma, cardiovascular disorders, osteoporosis, and inflammation. Further examples of 11β HSD1-associated diseases include metabolic syndrome, type 2 diabetes, androgen excess (hirsutism, menstrual irregularity, hyperandrogenism) and polycystic ovary syndrome (PCOS).

The present invention further provides methods of modulating MR activity by contacting the MR with a compound of the invention, pharmaceutically acceptable salt, prodrug, or composition thereof. In some embodiments, the modulation can be inhibition. In further embodiments, methods of inhibiting aldosterone binding to the MR (optionally in a cell) are provided. Methods of measuring MR activity and inhibition of aldosterone binding are routine in the art.

The present invention further provides methods of treating a disease associated with activity or expression of the MR. Examples of diseases associated with activity or expression of the MR include, but are not limited to hypertension, as well as cardiovascular, renal, and inflammatory pathologies such as heart failure, atherosclerosis, arteriosclerosis, coronary artery disease, thrombosis, angina, peripheral vascular disease, vascular wall damage, stroke, dyslipidemia, hyperlipoproteinaemia, diabetic dyslipidemia, mixed dyslipidemia, hypercholesterolemia, hypertriglyceridemia, and those associated with type 1 diabetes, type 2 diabetes, obesity metabolic syndrome, insulin resistance and general aldosterone-related target organ damage.

As used herein, the term "cell" is meant to refer to a cell that is *in vitro*, *ex vivo* or *in vivo*. In some embodiments, an *ex vivo* cell can be part of a tissue sample excised from an organism such as a mammal. In some embodiments, an *in vitro* cell can be a cell in a cell culture. In some embodiments, an *in vivo* cell is a cell living in an organism such as a mammal. In some embodiments, the cell is an adipocyte, a pancreatic cell, a hepatocyte, neuron, or cell comprising the eye.

As used herein, the term "contacting" refers to the bringing together of indicated moieties in an *in vitro* system or an *in vivo* system. For example, "contacting" the 11β HSD1 enzyme with a compound of the invention includes the administration of a compound of the present invention to an individual or patient, such as a human, having 11β HSD1, as well as, for example, introducing a compound of the invention into a sample containing a cellular or purified preparation containing the 11β HSD1 enzyme.

As used herein, the term "individual" or "patient," used interchangeably, refers to any animal, including mammals, preferably mice, rats, other rodents, rabbits, dogs, cats, swine, cattle, sheep, horses, or primates, and most preferably humans.

As used herein, the phrase "therapeutically effective amount" refers to the amount of active compound or pharmaceutical agent that elicits the biological or medicinal response that is being sought in a tissue, system, animal, individual or human by a researcher, veterinarian, medical doctor or other clinician, which includes one or more of the following:

5 (1) preventing the disease; for example, preventing a disease, condition or disorder in an individual who may be predisposed to the disease, condition or disorder but does not yet experience or display the pathology or symptomatology of the disease (non-limiting examples are preventing metabolic syndrome, hypertension, obesity, insulin resistance, hyperglycemia, hyperlipidemia, type 2 diabetes, androgen excess (hirsutism, menstrual irregularity, hyperandrogenism) and polycystic ovary syndrome (PCOS);

10 (2) inhibiting the disease; for example, inhibiting a disease, condition or disorder in an individual who is experiencing or displaying the pathology or symptomatology of the disease, condition or disorder (i.e., arresting further development of the pathology and/or symptomatology) such as inhibiting the development of metabolic syndrome, hypertension, obesity, insulin resistance, hyperglycemia, hyperlipidemia, type 2 diabetes, androgen excess (hirsutism, menstrual irregularity, hyperandrogenism) or polycystic ovary syndrome (PCOS), stabilizing viral load in the case of a viral infection; and

15 (3) ameliorating the disease; for example, ameliorating a disease, condition or disorder in an individual who is experiencing or displaying the pathology or symptomatology of the disease, condition or disorder (i.e., reversing the pathology and/or symptomatology) such as decreasing the severity of metabolic syndrome, hypertension, obesity, insulin resistance, hyperglycemia, hyperlipidemia, type 2 diabetes, androgen excess (hirsutism, menstrual irregularity, hyperandrogenism) and polycystic ovary syndrome (PCOS), or lowering viral load in the case of a viral infection.

25

Pharmaceutical Formulations and Dosage Forms

When employed as pharmaceuticals, the compounds of Formula I can be administered in the form of pharmaceutical compositions. These compositions can be prepared in a manner well known in the pharmaceutical art, and can be administered by a variety of routes, depending upon whether local or systemic treatment is desired and upon the area to be treated. Administration may be topical (including ophthalmic and to mucous membranes including intranasal, vaginal and rectal delivery), pulmonary (e.g., by inhalation or insufflation of powders or aerosols, including by nebulizer; intratracheal, intranasal, epidermal and transdermal), ocular, oral or parenteral. Methods for ocular delivery can include topical administration (eye drops), subconjunctival, periocular or intravitreal injection or introduction by balloon catheter or ophthalmic inserts surgically placed in the conjunctival sac. Parenteral administration includes intravenous, intraarterial, subcutaneous, intraperitoneal or intramuscular injection or infusion; or intracranial, e.g., intrathecal or

35

intraventricular, administration. Parenteral administration can be in the form of a single bolus dose, or may be, for example, by a continuous perfusion pump. Pharmaceutical compositions and formulations for topical administration may include transdermal patches, ointments, lotions, creams, gels, drops, suppositories, sprays, liquids and powders. Conventional pharmaceutical carriers, aqueous, powder or oily bases, thickeners and the like may be necessary or desirable.

This invention also includes pharmaceutical compositions which contain, as the active ingredient, one or more of the compounds of the invention above in combination with one or more pharmaceutically acceptable carriers. In making the compositions of the invention, the active ingredient is typically mixed with an excipient, diluted by an excipient or enclosed within such a carrier in the form of, for example, a capsule, sachet, paper, or other container. When the excipient serves as a diluent, it can be a solid, semi-solid, or liquid material, which acts as a vehicle, carrier or medium for the active ingredient. Thus, the compositions can be in the form of tablets, pills, powders, lozenges, sachets, cachets, elixirs, suspensions, emulsions, solutions, syrups, aerosols (as a solid or in a liquid medium), ointments containing, for example, up to 10 % by weight of the active compound, soft and hard gelatin capsules, suppositories, sterile injectable solutions, and sterile packaged powders.

In preparing a formulation, the active compound can be milled to provide the appropriate particle size prior to combining with the other ingredients. If the active compound is substantially insoluble, it can be milled to a particle size of less than 200 mesh. If the active compound is substantially water soluble, the particle size can be adjusted by milling to provide a substantially uniform distribution in the formulation, e.g. about 40 mesh.

Some examples of suitable excipients include lactose, dextrose, sucrose, sorbitol, mannitol, starches, gum acacia, calcium phosphate, alginates, tragacanth, gelatin, calcium silicate, microcrystalline cellulose, polyvinylpyrrolidone, cellulose, water, syrup, and methyl cellulose. The formulations can additionally include: lubricating agents such as talc, magnesium stearate, and mineral oil; wetting agents; emulsifying and suspending agents; preserving agents such as methyl- and propylhydroxy-benzoates; sweetening agents; and flavoring agents. The compositions of the invention can be formulated so as to provide quick, sustained or delayed release of the active ingredient after administration to the patient by employing procedures known in the art.

The compositions can be formulated in a unit dosage form, each dosage containing from about 5 to about 100 mg, more usually about 10 to about 30 mg, of the active ingredient. The term "unit dosage forms" refers to physically discrete units suitable as unitary dosages for human subjects and other mammals, each unit containing a predetermined quantity of active material calculated to produce the desired therapeutic effect, in association with a suitable pharmaceutical excipient.

The active compound can be effective over a wide dosage range and is generally administered in a pharmaceutically effective amount. It will be understood, however, that the amount of the compound actually administered will usually be determined by a physician, according to the relevant

circumstances, including the condition to be treated, the chosen route of administration, the actual compound administered, the age, weight, and response of the individual patient, the severity of the patient's symptoms, and the like.

For preparing solid compositions such as tablets, the principal active ingredient is mixed with a pharmaceutical excipient to form a solid preformulation composition containing a homogeneous mixture of a compound of the present invention. When referring to these preformulation compositions as homogeneous, the active ingredient is typically dispersed evenly throughout the composition so that the composition can be readily subdivided into equally effective unit dosage forms such as tablets, pills and capsules. This solid preformulation is then subdivided into unit dosage forms of the type described above containing from, for example, 0.1 to about 500 mg of the active ingredient of the present invention.

The tablets or pills of the present invention can be coated or otherwise compounded to provide a dosage form affording the advantage of prolonged action. For example, the tablet or pill can comprise an inner dosage and an outer dosage component, the latter being in the form of an envelope over the former. The two components can be separated by an enteric layer which serves to resist disintegration in the stomach and permit the inner component to pass intact into the duodenum or to be delayed in release. A variety of materials can be used for such enteric layers or coatings, such materials including a number of polymeric acids and mixtures of polymeric acids with such materials as shellac, cetyl alcohol, and cellulose acetate.

The liquid forms in which the compounds and compositions of the present invention can be incorporated for administration orally or by injection include aqueous solutions, suitably flavored syrups, aqueous or oil suspensions, and flavored emulsions with edible oils such as cottonseed oil, sesame oil, coconut oil, or peanut oil, as well as elixirs and similar pharmaceutical vehicles.

Compositions for inhalation or insufflation include solutions and suspensions in pharmaceutically acceptable, aqueous or organic solvents, or mixtures thereof, and powders. The liquid or solid compositions may contain suitable pharmaceutically acceptable excipients as described supra. In some embodiments, the compositions are administered by the oral or nasal respiratory route for local or systemic effect. Compositions in can be nebulized by use of inert gases. Nebulized solutions may be breathed directly from the nebulizing device or the nebulizing device can be attached to a face masks tent, or intermittent positive pressure breathing machine. Solution, suspension, or powder compositions can be administered orally or nasally from devices which deliver the formulation in an appropriate manner.

The amount of compound or composition administered to a patient will vary depending upon what is being administered, the purpose of the administration, such as prophylaxis or therapy, the state of the patient, the manner of administration, and the like. In therapeutic applications, compositions can be administered to a patient already suffering from a disease in an amount sufficient to cure or at least partially arrest the symptoms of the disease and its complications. Effective doses will depend on

the disease condition being treated as well as by the judgment of the attending clinician depending upon factors such as the severity of the disease, the age, weight and general condition of the patient, and the like.

The compositions administered to a patient can be in the form of pharmaceutical compositions described above. These compositions can be sterilized by conventional sterilization techniques, or may be sterile filtered. Aqueous solutions can be packaged for use as is, or lyophilized, the lyophilized preparation being combined with a sterile aqueous carrier prior to administration. The pH of the compound preparations typically will be between 3 and 11, more preferably from 5 to 9 and most preferably from 7 to 8. It will be understood that use of certain of the foregoing excipients, carriers, or stabilizers will result in the formation of pharmaceutical salts.

The therapeutic dosage of the compounds of the present invention can vary according to, for example, the particular use for which the treatment is made, the manner of administration of the compound, the health and condition of the patient, and the judgment of the prescribing physician. The proportion or concentration of a compound of the invention in a pharmaceutical composition can vary depending upon a number of factors including dosage, chemical characteristics (e.g., hydrophobicity), and the route of administration. For example, the compounds of the invention can be provided in an aqueous physiological buffer solution containing about 0.1 to about 10% w/v of the compound for parenteral administration. Some typical dose ranges are from about 1 μ g/kg to about 1 g/kg of body weight per day. In some embodiments, the dose range is from about 0.01 mg/kg to about 100 mg/kg of body weight per day. The dosage is likely to depend on such variables as the type and extent of progression of the disease or disorder, the overall health status of the particular patient, the relative biological efficacy of the compound selected, formulation of the excipient, and its route of administration. Effective doses can be extrapolated from dose-response curves derived from *in vitro* or animal model test systems.

The compounds of the invention can also be formulated in combination with one or more additional active ingredients which can include any pharmaceutical agent such as anti-viral agents, antibodies, immune suppressants, anti-inflammatory agents and the like.

Labeled Compounds and Assay Methods

Another aspect of the present invention relates to labeled compounds of the invention (radio-labeled, fluorescent-labeled, etc.) that would be useful not only in radio-imaging but also in assays, both *in vitro* and *in vivo*, for localizing and quantitating the enzyme in tissue samples, including human, and for identifying ligands by inhibition binding of a labeled compound. Accordingly, the present invention includes enzyme assays that contain such labeled compounds.

The present invention further includes isotopically-labeled compounds of the invention. An "isotopically" or "radio-labeled" compound is a compound of the invention where one or more atoms are replaced or substituted by an atom having an atomic mass or mass number different from the

atomic mass or mass number typically found in nature (i.e., naturally occurring). Suitable radionuclides that may be incorporated in compounds of the present invention include but are not limited to ^2H (also written as D for deuterium), ^3H (also written as T for tritium), ^{11}C , ^{13}C , ^{14}C , ^{13}N , ^{15}N , ^{15}O , ^{17}O , ^{18}O , ^{18}F , ^{35}S , ^{36}Cl , ^{82}Br , ^{75}Br , ^{76}Br , ^{77}Br , ^{123}I , ^{124}I , ^{125}I and ^{131}I . The radionuclide that is
5 incorporated in the instant radio-labeled compounds will depend on the specific application of that radio-labeled compound. For example, for *in vitro* receptor labeling and competition assays, compounds that incorporate ^3H , ^{14}C , ^{82}Br , ^{125}I , ^{131}I , ^{35}S or will generally be most useful. For radio-imaging applications ^{11}C , ^{18}F , ^{125}I , ^{123}I , ^{124}I , ^{131}I , ^{75}Br , ^{76}Br or ^{77}Br will generally be most useful.

It is understood that a "radio-labeled compound" is a compound that has incorporated at least
10 one radionuclide. In some embodiments the radionuclide is selected from the group consisting of ^3H , ^{14}C , ^{125}I , ^{35}S and ^{82}Br .

In some embodiments, the labeled compounds of the present invention contain a fluorescent label.

Synthetic methods for incorporating radio-isotopes and fluorescent labels into organic
15 compounds are well known in the art.

A labeled compound of the invention (radio-labeled, fluorescent-labeled, etc.) can be used in a screening assay to identify/evaluate compounds. For example, a newly synthesized or identified compound (i.e., test compound) which is labeled can be evaluated for its ability to bind a $11\beta\text{HSD1}$ or MR by monitoring its concentration variation when contacting with the $11\beta\text{HSD1}$ or MR, through
20 tracking the labeling. For another example, a test compound (labeled) can be evaluated for its ability to reduce binding of another compound which is known to bind to $11\beta\text{HSD1}$ or MR (i.e., standard compound). Accordingly, the ability of a test compound to compete with the standard compound for binding to the $11\beta\text{HSD1}$ or MR directly correlates to its binding affinity. Conversely, in some other screening assays, the standard compound is labeled and test compounds are unlabeled. Accordingly,
25 the concentration of the labeled standard compound is monitored in order to evaluate the competition between the standard compound and the test compound, and the relative binding affinity of the test compound is thus ascertained.

Kits

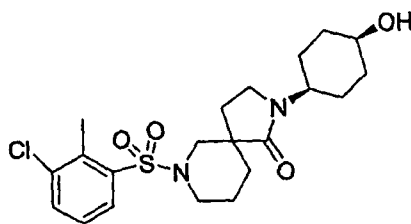
30 The present invention also includes pharmaceutical kits useful, for example, in the treatment or prevention of $11\beta\text{HSD1}$ - or MR-associated diseases or disorders, obesity, diabetes and other diseases referred to herein which include one or more containers containing a pharmaceutical composition comprising a therapeutically effective amount of a compound of the invention. Such kits can further include, if desired, one or more of various conventional pharmaceutical kit components,
35 such as, for example, containers with one or more pharmaceutically acceptable carriers, additional containers, etc., as will be readily apparent to those skilled in the art. Instructions, either as inserts or

as labels, indicating quantities of the components to be administered, guidelines for administration, and/or guidelines for mixing the components, can also be included in the kit.

The invention will be described in greater detail by way of specific examples. The following examples are offered for illustrative purposes, and are not intended to limit the invention in any manner. Those of skill in the art will readily recognize a variety of noncritical parameters which can be changed or modified to yield essentially the same results. The compound of the Examples were found to inhibitors of 11 β HSD1 and/or MR according to one or more of the assays provided herein.

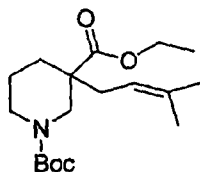
EXAMPLES

10 Example 1



7-[(3-Chloro-2-methylphenyl)sulfonyl]-2-(cis-4-hydroxycyclohexyl)-2,7-diazaspiro[4.5]decan-1-one

Step 1. 1-tert-butyl 3-ethyl 3-(3-methylbut-2-en-1-yl)piperidine-1,3-dicarboxylate

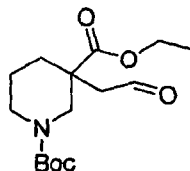


15

To a solution of 1-tert-butyl 3-ethyl piperidine-1,3-dicarboxylate (2.6 g, 10.0 mmol) in THF (30 mL) was slowly added LDA (6.7 mL, 12.0 mmol, 1.8 M solution in heptane/tetrahydrofuran/ethylbenzene) at -78 °C and the mixture was slowly warmed to -55 °C over 1 h. To this mixture, 1-bromo-3-methyl-2-butene (1.55 g, 10.5 mmol) was slowly added and the reaction was warmed to room temperature and stirred for 4 h. The mixture was quenched with saturated NH₄Cl and extract with diethyl ether and the combined extract was washed with brine, dried and concentrated. The product (2.75 g, 85%) was purified by CombiFlash eluted with Hexane/ethyl acetate.

20

Step 2. 1-tert-butyl 3-ethyl 3-(2-oxoethyl)piperidine-1,3-dicarboxylate



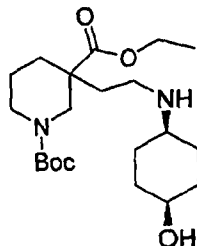
25

1-tert-Butyl 3-ethyl 3-(3-methylbut-2-en-1-yl)piperidine-1,3-dicarboxylate (2.75 g, 8.5 mmol) in CH₂Cl₂ (100 mL) was cooled to -78 °C, and ozone was passed into the reaction mixture until

a light blue color was observed (ca.15 min). Nitrogen was then bubbled through the solution to remove the excess ozone. Dimethyl sulfide (10 mL) was added and the reaction was slowly warmed to room temperature and stirred overnight. The reaction was then washed with water and brine, dried and concentrated to give the product (2.5 g).

5

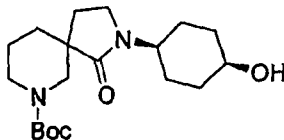
Step 3. 1-tert-butyl 3-ethyl 3-{2-[(cis-4-hydroxycyclohexyl)amino]ethyl}piperidine-1,3-dicarboxylate



DIPEA (1.05 eq.) was added to a solution of *trans*-4-aminocyclohexanol hydrochloride (0.080 g, 0.53 mmol) in methanol (2.0 mL) and stirred for 5 min., to this solution 1-*tert*-butyl 3-ethyl 3-(2-oxoethyl)-piperidine-1,3-dicarboxylate (0.15 g, 0.5 mmol) was added followed by sodium triacetoxyborohydride (0.21 g, 1.0 mmol) and the mixture was stirred for 2 h. The reaction was acidified by adding AcOH and diluted with water and extracted with ether, the aqueous phase was the basified by adding 1 N NaOH and the extracted with ethyl acetate which was then washed with water, brine, dried and concentrated to give the desired product (0.17 g, 85%). LC-MS: 399.2 (M+H)⁺.

15

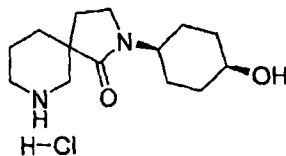
Step 4. tert-butyl 2-(cis-4-hydroxycyclohexyl)-1-oxo-2,7-diazaspiro[4.5]decane-7-carboxylate



iso-Propylmagnesium bromide (1.0 M in THF, 1.5 mL) was slowly added to a solution of 1-*tert*-butyl 3-ethyl 3-{2-[(cis-4-hydroxycyclohexyl)amino]ethyl}piperidine-1,3-dicarboxylate (0.15 g, 0.38 mmol) at 0 °C and the mixture was stirred at this temperature for 1 h. The reaction was then poured to cold water and extracted with ethyl acetate, dried and concentrated to give the desired product (0.11 g, 85 %). LC-MS: 353.2 (M+H)⁺, 297.1 (M+H-56)⁺.

20

Step 5. 2-(cis-4-hydroxycyclohexyl)-2,7-diazaspiro[4.5]decan-1-one hydrochloride



25

Hydrogen chloride (2.0 mL, 4.0 M in 1,4-dioxane) was added to a solution of *tert*-butyl 2-(cis-4-hydroxycyclohexyl)-1-oxo-2,7-diazaspiro[4.5]decan-7-carboxylate (0.10 g) in ethyl acetate

(0.5 mL) at room temperature and the mixture was stirred for 1 h. the solvent was then removed under vacuum to give the product. LC-MS: 253.2 (M+H)⁺.

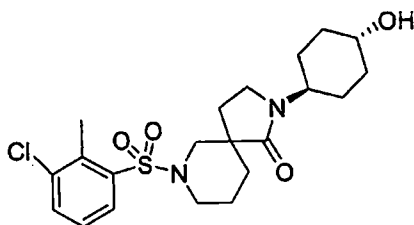
Step 6. 7-[(3-chloro-2-methylphenyl)sulfonyl]-2-(cis-4-hydroxycyclohexyl)-2,7-

5 *diazaspiro[4.5]decan-1-one*

A solution of 3-chloro-2-methylbenzenesulfonyl chloride (0.050 g, 0.22 mmol) in CH₂Cl₂ (1.0 mL) was slowly added to a mixture of 2-(cis-4-hydroxycyclohexyl)-2,7-diazaspiro[4.5]decan-1-one hydrochloride (0.060 g, 0.2 mmol) and DIPEA (0.10 mL, 0.6 mmol) in CH₂Cl₂ (1.0 mL) at 0 °C and the reaction was stirred for 1 h. The mixture was diluted with ethyl acetate and then washed with
10 diluted HCl, water and brine, dried and concentrated. The product was purified by CombiFlash eluted with CH₂Cl₂/EtOAc. LC-MS: 441.2/443.2 (M+H)⁺.

Example 2

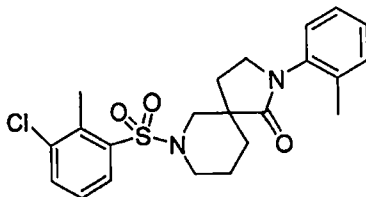
7-[(3-Chloro-2-methylphenyl)sulfonyl]-2-(*trans*-4-hydroxycyclohexyl)-2,7-diazaspiro[4.5]decan-
15 1-one



This compound was prepared using procedures analogous to those of for example 1. LC-MS: 441.1/443.1 (M+H)⁺.

20 Example 3

7-[(3-Chloro-2-methylphenyl)sulfonyl]-2-(2-methylphenyl)-2,7-diazaspiro[4.5]decan-1-one

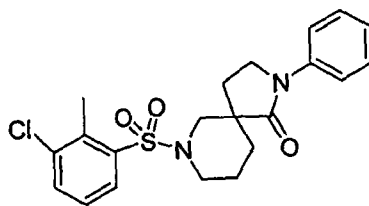


This compound was prepared using procedures analogous to those of for example 1. LC-MS: 433.1/435.1 (M+H)⁺.

25

Example 4

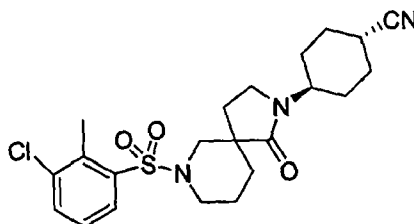
7-[(3-Chloro-2-methylphenyl)sulfonyl]-2-phenyl-2,7-diazaspiro[4.5]decan-1-one



This compound was prepared using procedures analogous to those of for example 1. LC-MS: 419.2/421.2 (M+H)⁺.

5 Example 5

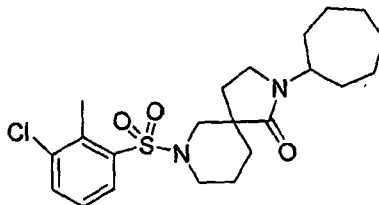
Trans-4-{7-[(3-chloro-2-methylphenyl)sulfonyl]-1-oxo-2,7-diazaspiro[4.5]dec-2-yl}cyclohexanecarbonitrile



This compound was prepared using procedures analogous to those of for example 1. LC-MS: 450.2/452.2 (M+H)⁺.

Example 6

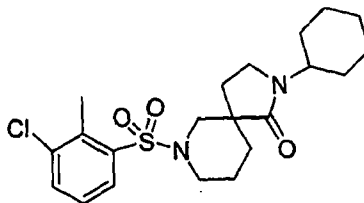
7-[(3-Chloro-2-methylphenyl)sulfonyl]-2-cycloheptyl-2,7-diazaspiro[4.5]decan-1-one



This compound was prepared using procedures analogous to those of for example 1. LC-MS: 439.1/441.1 (M+H)⁺.

Example 7

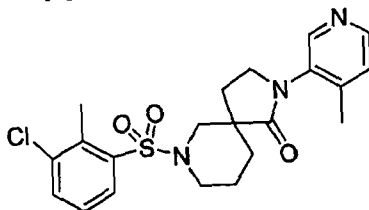
7-[(3-Chloro-2-methylphenyl)sulfonyl]-2-cyclohexyl-2,7-diazaspiro[4.5]decan-1-one



This compound was prepared using procedures analogous to those of for example 1. LC-MS: 425.1/427.1 (M+H)⁺.

Example 8

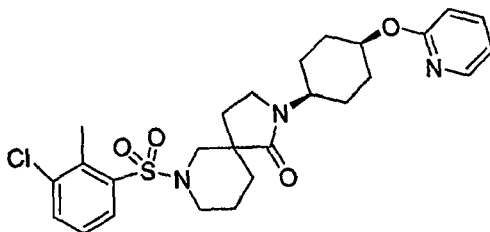
7-[(3-Chloro-2-methylphenyl)sulfonyl]-2-(4-methylpyridin-3-yl)-2,7-diazaspiro[4.5]decan-1-one



5 This compound was prepared using procedures analogous to those of for example 1. LC-MS:
434.1/435.1 (M+H)⁺.

Example 9

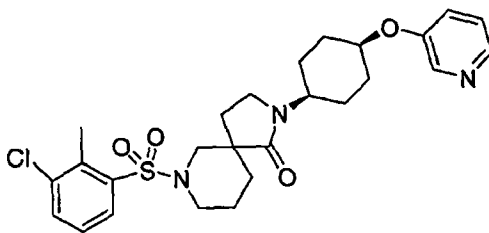
7-[(3-Chloro-2-methylphenyl)sulfonyl]-2-[*cis*-4-(pyridin-2-yloxy)cyclohexyl]-2,7-diazaspiro[4.5]decan-1-one



This compound was prepared using procedures analogous to those of for example 1. LC-MS:
518.2/520.2 (M+H)⁺.

Example 10

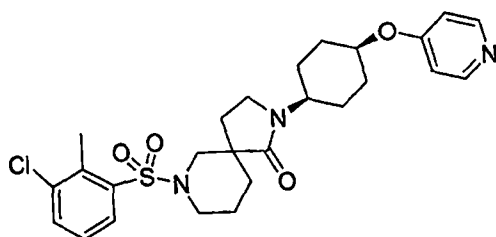
7-[(3-Chloro-2-methylphenyl)sulfonyl]-2-[*cis*-4-(pyridin-3-yloxy)cyclohexyl]-2,7-diazaspiro[4.5]decan-1-one



20 This compound was prepared using procedures analogous to those of for example 1. LC-MS:
518.2/520.2 (M+H)⁺.

Example 11

7-[(3-Chloro-2-methylphenyl)sulfonyl]-2-[*cis*-4-(pyridin-4-yloxy)cyclohexyl]-2,7-diazaspiro[4.5]decan-1-one

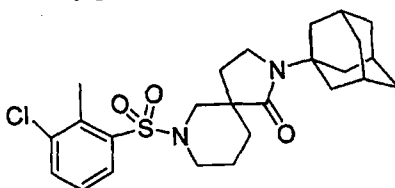


This compound was prepared using procedures analogous to those of for example 1. LC-MS:
518.2/520.2 (M+H)⁺.

5

Example 12

2-(1-Adamantyl)-7-[(3-chloro-2-methylphenyl)sulfonyl]-2,7-diazaspiro[4.5]decan-1-one

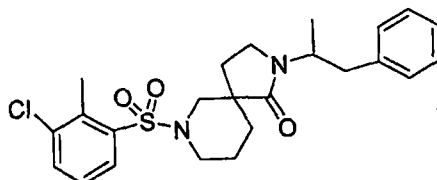


This compound was prepared using procedures analogous to those of for example 1. LC-MS:
477.2/479.2 (M+H)⁺.

10

Example 13

7-[(3-Chloro-2-methylphenyl)sulfonyl]-2-(1-methyl-2-phenylethyl)-2,7-diazaspiro[4.5]decan-1-one



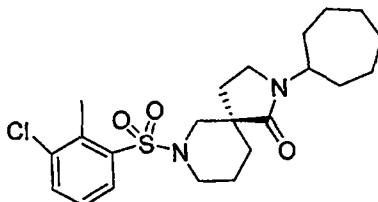
15

This compound was prepared using procedures analogous to those of for example 1. LC-MS:
461.1/463.1 (M+H)⁺.

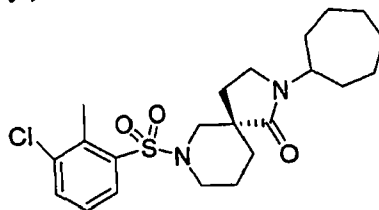
Example 14

(5R)-7-[(3-Chloro-2-methylphenyl)sulfonyl]-2-cycloheptyl-2,7-diazaspiro[4.5]decan-1-one

20



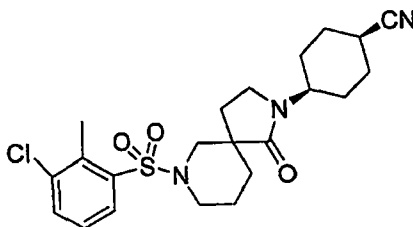
This compound was prepared by using a chiral column to separate the enantiomers of
example 6. LC-MS: 439.1/441.1 (M+H)⁺.

Example 15**(5*S*)-7-[(3-Chloro-2-methylphenyl)sulfonyl]-2-cycloheptyl-2,7-diazaspiro[4.5]decan-1-one**

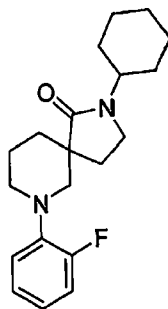
5 This compound was prepared using procedures analogous to those for the synthesis of example 1. LC-MS: 439.1/441.1 (M+H)⁺.

Example 16

10 ***cis*-4-{7-[(3-Chloro-2-methylphenyl)sulfonyl]-1-oxo-2,7-diazaspiro[4.5]dec-2-yl}cyclohexanecarbonitrile**



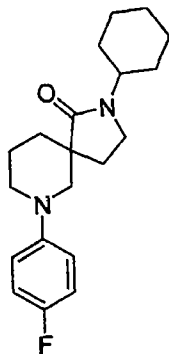
This compound was prepared using procedures analogous to those for the synthesis of example 1. LC-MS: 450.2/452.2 (M+H)⁺.

Example 17**2-Cyclohexyl-7-(2-fluorophenyl)-2,7-diazaspiro[4.5]decan-1-one**

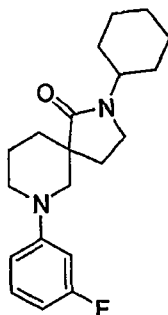
20 This compound was prepared by using procedures that were analogous to those described for the synthesis of example 1, steps 1-5, followed by the following microwave mediated amine/aryl coupling procedure:

A mixture of 2-cyclohexyl-2,7-diazaspiro[4.5]decan-1-one hydrochloride (0.025 g, 0.000092 mol), 1-bromo-2-fluorobenzene (0.032 g, 0.00018 mol), and sodium *tert*-butoxide (0.026 g, 0.00027 mol) in DMSO (0.5 mL) was microwave irradiated at 180 °C for 5 min. After cooling the reaction

mixture to ambient temperature the crude product was purified by prep.-HPLC. LC-MS: 331.2 (M+H)⁺.

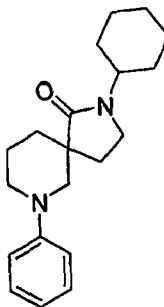
Example 18**5 2-Cyclohexyl-7-(4-fluorophenyl)-2,7-diazaspiro[4.5]decan-1-one**

This compound was prepared using procedures analogous to those for the synthesis of example 17. LC-MS: 331.2 (M+H)⁺.

10 Example 19**2-Cyclohexyl-7-(3-fluorophenyl)-2,7-diazaspiro[4.5]decan-1-one**

This compound was prepared using procedures analogous to those for the synthesis of example 17. LC-MS: 331.2 (M+H)⁺.

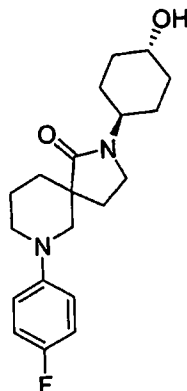
15

Example 20**2-Cyclohexyl-7-phenyl-2,7-diazaspiro[4.5]decan-1-one**

This compound was prepared using procedures analogous to those for the synthesis of example 17. LC-MS: 313.2 (M+H)⁺.

Example 21

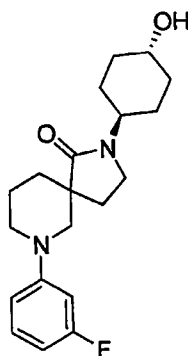
- 5 **7-(4-Fluorophenyl)-2-(trans-4-hydroxycyclohexyl)-2,7-diazaspiro[4.5]decan-1-one**



This compound was prepared using procedures analogous to those for the synthesis of example 17. LC-MS: 347.2 (M+H)⁺.

10 **Example 22**

- 7-(3-Fluorophenyl)-2-(trans-4-hydroxycyclohexyl)-2,7-diazaspiro[4.5]decan-1-one**

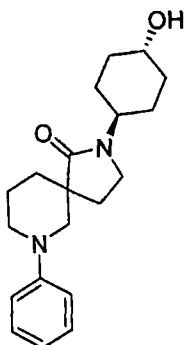


This compound was prepared using procedures analogous to those for the synthesis of example 17. LC-MS: 347.2 (M+H)⁺.

15

Example 23

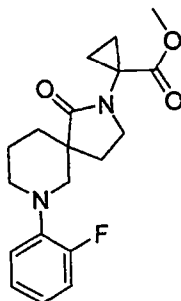
- 2-(trans-4-Hydroxycyclohexyl)-7-phenyl-2,7-diazaspiro[4.5]decan-1-one**



This compound was prepared using procedures analogous to those for the synthesis of example 17. LC-MS: 329.2 (M+H)⁺.

5 Example 26

Methyl 1-[7-(2-fluorophenyl)-1-oxo-2,7-diazaspiro[4.5]dec-2-yl] cyclopropanecarboxylate

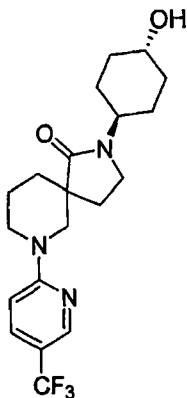


This compound was prepared by using procedures that were analogous to those described for the synthesis of example 1, steps 1-3, followed by the following reductive amination/cyclization and amine/aryl coupling procedure:

10 1-Aminocyclopropanecarboxylic acid (0.10 g, 0.00099 mol) in MeOH (3 mL) with 4 N HCl (1.5 mL) was stirred at rt for 2 h. LCMS analysis indicated that the carboxylic acid was successfully converted to methyl ester. (m/z 116.3). The volatiles were removed *in-vacuo* to afford 150 mg of the methyl ester HCl salt. To this methyl ester, 1-*tert*-butyl 3-ethyl 3-(2-oxoethyl)piperidine-1,3-dicarboxylate (0.25 g, 0.00084 mol), and triethylamine (190 μ L, 0.0013 mol) in 1,2-dichloroethane
15 (1.5 mL, 0.019 mol) was stirred at rt for 30 min. To the mixture was added sodium triacetoxyborohydride (0.35 g, 0.0017 mol) with stirring. After stirring at rt for 2 h, the reaction mixture then was heated to 70 °C and stirred for 16 h. LCMS data indicated that the spiro-ring formed and the methyl ester was hydrolyzed (m/z 283.0, (M - Bu + 2H)⁺). The reaction mixture was
20 diluted with ethyl acetate and the organic solution was washed with 1N HCl, water, brine, and dried over Na₂SO₄. After filtration, the filtrate was concentrated to yield 300 mg of crude material. The residue was stirred with a solution of MeOH (2 mL) in 4 N HCl-dioxane solution for 2 h to form the methyl ester. The volatiles were removed *in-vacuo* to yield 268 mg of the desired product. LC-MS: 253.2 (M+H)⁺.

Example 27

2-(*trans*-4-Hydroxycyclohexyl)-7-[5-(trifluoromethyl)pyridin-2-yl]-2,7-diazaspiro[4.5]decan-1-one



5

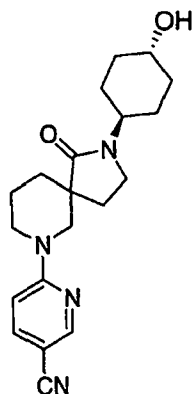
This compound was prepared by using procedures that were analogous to those described for the synthesis of example 1, steps 1-5, and by the following microwave mediated amine/aryl coupling procedure:

A mixture of 2-(*trans*-4-hydroxycyclohexyl)-2,7-diazaspiro[4.5]decan-1-one hydrochloride (5 mg, 0.00002 mol), 2-chloro-5-(trifluoromethyl)pyridine (6 mg, 0.00003 mol), and triethylamine (20 μ L, 0.0001 mol) in *N*-methylpyrrolidinone (800 μ L, 0.008 mol) was microwave irradiated at 180 $^{\circ}$ C for 10 min. After cooling, it was purified by prep.-HPLC to afford 1.7 mg of the desired product. LC-MS: 398.3 (M+H)⁺.

15

Example 28

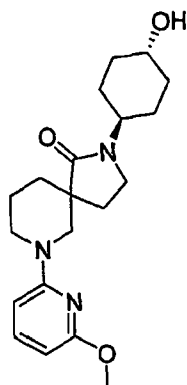
6-[2-(*trans*-4-Hydroxycyclohexyl)-1-oxo-2,7-diazaspiro[4.5]dec-7-yl]nicotinonitrile



This compound was prepared by using procedures analogous to those described for the synthesis of example 27. LC-MS: 355.3 (M+H)⁺.

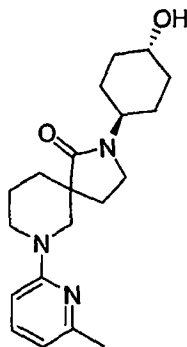
20

Example 29

2-(trans-4-Hydroxycyclohexyl)-7-(6-methoxypyridin-2-yl)-2,7-diazaspiro[4.5]decan-1-one

This compound was prepared by using procedures that were analogous to those described for the synthesis of example 1, steps 1-5, and by the following microwave mediated amine/aryl coupling procedure:

5 A mixture of 2-(trans-4-hydroxycyclohexyl)-2,7-diazaspiro[4.5]decan-1-one hydrochloride (35 mg, 0.00012 mol), 2-bromo-6-methoxypyridine (34 mg, 0.00018 mol), triethylamine (200 μ L, 0.001 mol), and copper(I) iodide (28 mg, 0.00014 mol) in *N*-methylpyrrolidinone (1.0 mL, 0.010 mol) was microwave irradiated at 180 $^{\circ}$ C for 20 min. After allowing the reaction mixture to cool to rt the
10 crude mixture was purified by prep.-HPLC to afford 8.3 mg of the desired product. LC-MS: 360.3 (M+H)⁺.

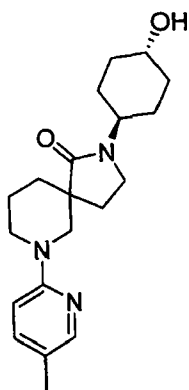
Example 30**2-(trans-4-Hydroxycyclohexyl)-7-(6-methylpyridin-2-yl)-2,7-diazaspiro[4.5]decan-1-one**

15

This compound was prepared by using procedures analogous to those described for the synthesis of example 29. LC-MS: 344.3 (M+H)⁺.

Example 31**2-(trans-4-Hydroxycyclohexyl)-7-(5-methylpyridin-2-yl)-2,7-diazaspiro[4.5]decan-1-one**

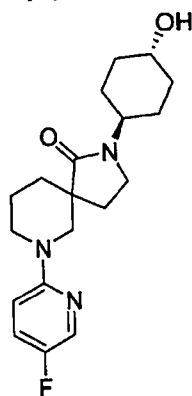
20



This compound was prepared by using procedures analogous to those described for the synthesis of example 29. LC-MS: 344.3 (M+H)⁺.

5 **Example 32**

7-(5-Fluoropyridin-2-yl)-2-(trans-4-hydroxycyclohexyl)-2,7-diazaspiro[4.5]decan-1-one

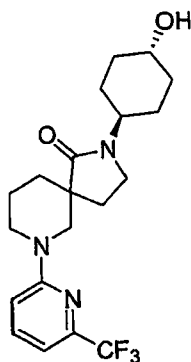


This compound was prepared by using procedures analogous to those described for the synthesis of example 29. LC-MS: 348.3 (M+H)⁺.

10

Example 33

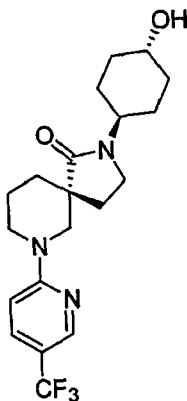
2-(trans-4-Hydroxycyclohexyl)-7-[6-(trifluoromethyl)pyridin-2-yl]-2,7-diazaspiro[4.5]decan-1-one



This compound was prepared by using procedures analogous to those described for the synthesis of example 29. LC-MS: 398.3 (M+H)⁺.

Example 34

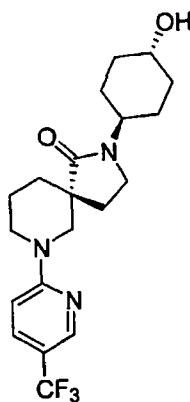
- 5 **(5*S*)-2-(*trans*-4-Hydroxycyclohexyl)-7-[5-(trifluoromethyl)pyridin-2-yl]-2,7-diazaspiro[4.5]decan-1-one**



This compound was prepared by chiral separation of example 27. LC-MS: 398.3 (M+H)⁺.

10 **Example 35**

- (5*R*)-2-(*trans*-4-Hydroxycyclohexyl)-7-[5-(trifluoromethyl)pyridin-2-yl]-2,7-diazaspiro[4.5]decan-1-one**

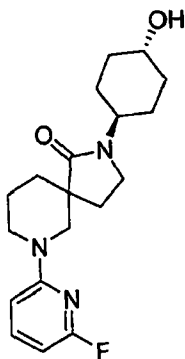


This compound was prepared by chiral separation of example 27. LC-MS: 398.3 (M+H)⁺.

15

Example 36

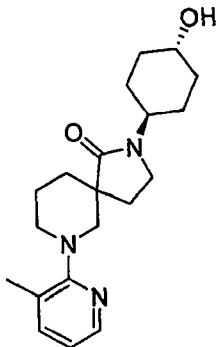
- 7-(6-Fluoropyridin-2-yl)-2-(*trans*-4-hydroxycyclohexyl)-2,7-diazaspiro[4.5]decan-1-one**



This compound was prepared by using procedures analogous to those described for the synthesis of example 29. LC-MS: 348.3 (M+H)⁺.

5 **Example 37**

2-(trans-4-Hydroxycyclohexyl)-7-(3-methylpyridin-2-yl)-2,7-diazaspiro[4.5]decan-1-one

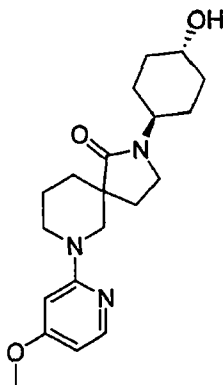


This compound was prepared by using procedures analogous to those described for the synthesis of example 29. LC-MS: 344.2 (M+H)⁺.

10

Example 38

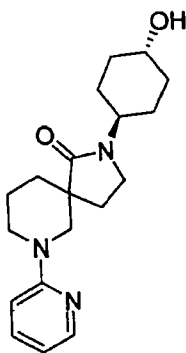
2-(trans-4-Hydroxycyclohexyl)-7-(4-methoxypyridin-2-yl)-2,7-diazaspiro[4.5]decan-1-one



This compound was prepared by using procedures analogous to those described for the synthesis of example 29. LC-MS: 360.3 (M+H)⁺.

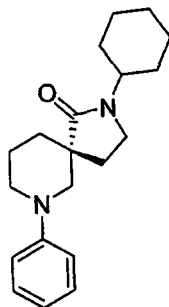
15

Example 39

2-(*trans*-4-Hydroxycyclohexyl)-7-pyridin-2-yl-2,7-diazaspiro[4.5]decan-1-one

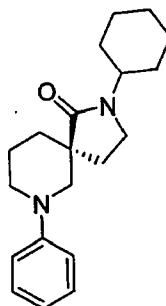
This compound was prepared by using procedures analogous to those described for the synthesis of example 29. LC-MS: 330.3 (M+H)⁺.

5

Example 40**(5*R*)-2-Cyclohexyl-7-phenyl-2,7-diazaspiro[4.5]decan-1-one**

This compound was prepared by using procedures analogous to those described for the synthesis of example 17 followed by separation of the enantiomers using a chiral column. LC-MS: 313.3 (M+H)⁺.

10

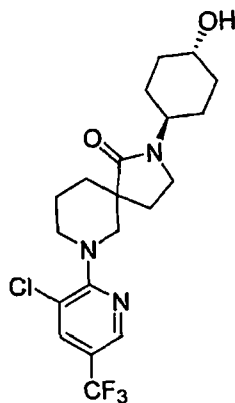
Example 41**(5*S*)-2-Cyclohexyl-7-phenyl-2,7-diazaspiro[4.5]decan-1-one**

15

This compound was prepared by using procedures analogous to those described for the synthesis of example 17 followed by separation of the enantiomers using a chiral column. LC-MS: 313.3 (M+H)⁺.

Example 42

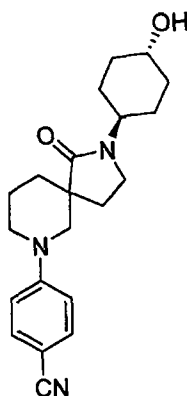
7-[3-Chloro-5-(trifluoromethyl)pyridin-2-yl]-2-(*trans*-4-hydroxycyclohexyl)-2,7-diazaspiro[4.5]decan-1-one



This compound was prepared by using procedures analogous to those described for the synthesis of example 29. LC-MS: 432.2 (M+H)⁺.

Example 43

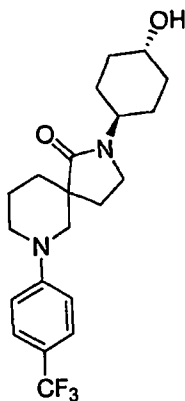
4-[2-(*trans*-4-Hydroxycyclohexyl)-1-oxo-2,7-diazaspiro[4.5]dec-7-yl]benzonitrile



This compound was prepared by using procedures analogous to those described for the synthesis of example 17, with the exception that NaO-(t-Bu) was replaced by K₂CO₃. LC-MS: 354.2 (M+H)⁺.

Example 44

2-(*trans*-4-Hydroxycyclohexyl)-7-[4-(trifluoromethyl)phenyl]-2,7-diazaspiro[4.5]decan-1-one

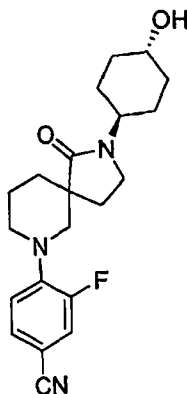


This compound was prepared by using procedures that were analogous to those described for the synthesis of example 1, steps 1-5, and by the following microwave mediated amine/aryl coupling procedure:

- 5 A mixture of 2-(*trans*-4-hydroxycyclohexyl)-2,7-diazaspiro[4.5]decan-1-one hydrochloride (25 mg, 0.000086 mol), 1-bromo-4-(trifluoromethyl)benzene (29 mg, 0.00013 mol), sodium *tert*-butoxide (28 mg, 0.00029 mol), palladium acetate (0.6 mg, 0.000002 mol), and 2-(di-*tert*-butylphosphino)biphenyl (0.8 mg, 0.000002 mol) in 1,4-dioxane (1.0 mL, 0.013 mol) was heated at 100 °C with stirring for 16 h. LCMS indicated that most of the desired product was oxidized to the
- 10 ketone so the crude reaction mixture was cooled to -10 °C and 1.0 M of L-selectride ® in tetrahydrofuran (0.2 mL) was added and the mixture was stirred for 20 min. LCMS indicated that the ketone was converted to the alcohol. The crude mixture was purified by prep.-HPLC. to afford 5.2 mg of the desired product. LC-MS: 397.2 (M+H)⁺.

15 Example 45

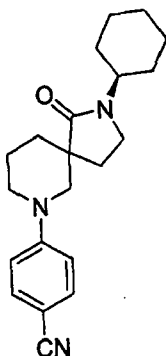
3-Fluoro-4-[2-(*trans*-4-hydroxycyclohexyl)-1-oxo-2,7-diazaspiro[4.5]dec-7-yl]benzonitrile



This compound was prepared by using procedures analogous to those described for the synthesis of example 43. LC-MS: 372.2 (M+H)⁺.

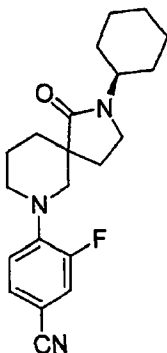
20

Example 46

4-(2-Cyclohexyl-1-oxo-2,7-diazaspiro[4.5]dec-7-yl)benzonitrile

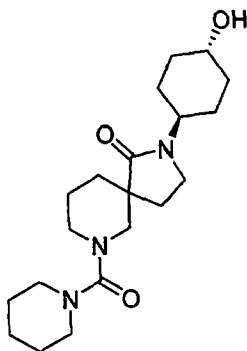
This compound was prepared by using procedures analogous to those described for the synthesis of example 43. LC-MS: 338.3 (M+H)⁺.

5

Example 47**4-(2-Cyclohexyl-1-oxo-2,7-diazaspiro[4.5]dec-7-yl)-3-fluorobenzonitrile**

This compound was prepared by using procedures analogous to those described for the synthesis of example 43. LC-MS: 356.3 (M+H)⁺.

10

Example 48**2-(trans-4-Hydroxycyclohexyl)-7-(piperidin-1-ylcarbonyl)-2,7-diazaspiro[4.5]decan-1-one**

15

This compound was prepared by using procedures that were analogous to those described for the synthesis of example 1, steps 1-5, and by the following urea coupling procedure.

Step 1. 4-nitrophenyl 2-(trans-4-hydroxycyclohexyl)-1-oxo-2,7-diazaspiro[4.5]decane-7-carboxylate

A mixture of 2-(*trans*-4-hydroxycyclohexyl)-2,7-diazaspiro[4.5]decan-1-one hydrochloride (0.30 g, 0.0010 mol), *p*-nitrophenyl chloroformate (0.25 g, 0.0012 mol), and *N,N*-diisopropylethylamine (540 μ L, 0.0031 mol) in methylene chloride (4 mL, 0.06 mol) was stirred at rt for 16 h. The crude reaction mixture was purified by flash column chromatography to afford 120 mg of the desired product.

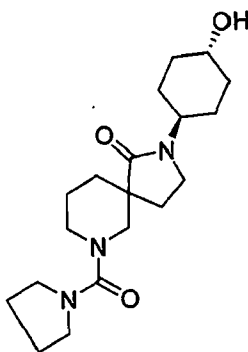
Step 2. 2-(trans-4-hydroxycyclohexyl)-7-(piperidin-1-ylcarbonyl)-2,7-diazaspiro[4.5]decan-1-one

To a solution of 4-nitrophenyl 2-(*trans*-4-hydroxycyclohexyl)-1-oxo-2,7-diazaspiro[4.5]decane-7-carboxylate (30 mg, 0.00007 mol) in tetrahydrofuran (0.5 mL, 0.006 mol) was added *N,N*-diisopropylethylamine (25.0 μ L, 0.000144 mol) and piperidine (10 μ L, 0.0001 mol). After stirring at rt for 16 h, the crude reaction mixture was purified by prep.-HPLC to afford the desired product. LC-MS: 364.3 (M+H)⁺.

15

Example 49

2-(*trans*-4-Hydroxycyclohexyl)-7-(pyrrolidin-1-ylcarbonyl)-2,7-diazaspiro[4.5]decan-1-one

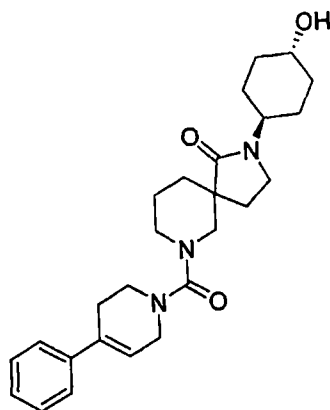


This compound was prepared by using procedures analogous to those described for the synthesis of example 48. LC-MS: 350.3 (M+H)⁺.

20

Example 50

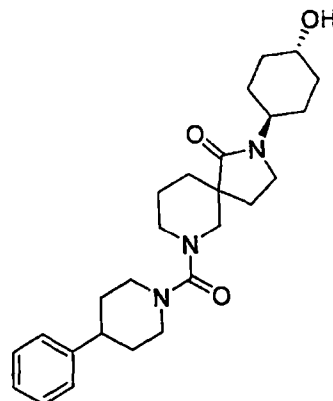
2-(*trans*-4-Hydroxycyclohexyl)-7-[(4-phenyl-3,6-dihydropyridin-1(2*H*)-yl)carbonyl]-2,7-diazaspiro[4.5]decan-1-one



This compound was prepared by using procedures analogous to those described for the synthesis of example 48. LC-MS: 438.3 (M+H)⁺.

5 **Example 51**

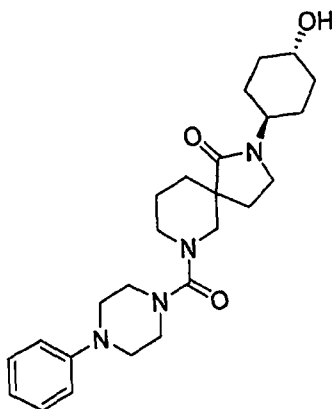
2-(*trans*-4-Hydroxycyclohexyl)-7-[(4-phenylpiperidin-1-yl)carbonyl]-2,7-diazaspiro[4.5]decan-1-one



10 This compound was prepared by using procedures analogous to those described for the synthesis of example 48. LC-MS: 440.3 (M+H)⁺.

Example 52

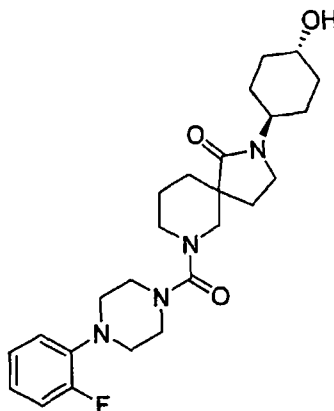
2-(*trans*-4-Hydroxycyclohexyl)-7-[(4-phenylpiperazin-1-yl)carbonyl]-2,7-diazaspiro[4.5]decan-1-one



This compound was prepared by using procedures analogous to those described for the synthesis of example 48. LC-MS: 441.2 (M+H)⁺.

5 **Example 53**

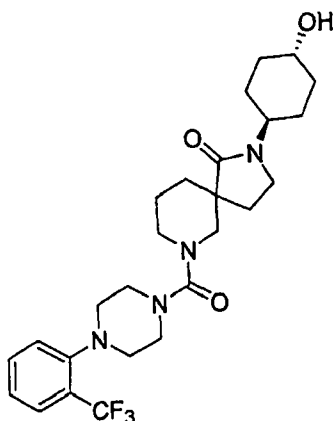
7-([4-(2-Fluorophenyl)piperazin-1-yl]carbonyl)-2-(trans-4-hydroxycyclohexyl)-2,7-diazaspiro[4.5]decan-1-one



10 This compound was prepared by using procedures analogous to those described for the synthesis of example 48. LC-MS: 459.2 (M+H)⁺.

Example 54

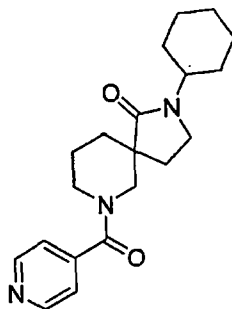
2-(trans-4-Hydroxycyclohexyl)-7-([4-[2-(trifluoromethyl)phenyl]piperazin-1-yl]carbonyl)-2,7-diazaspiro[4.5]decan-1-one



This compound was prepared by using procedures analogous to those described for the synthesis of example 48. LC-MS: 509.2 (M+H)⁺.

5 **Example 55**

2-Cyclohexyl-7-isonicotinoyl-2,7-diazaspiro[4.5]decan-1-one

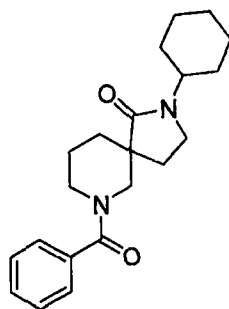


This compound was prepared by using procedures that were analogous to those described for the synthesis of example 1, steps 1-5, followed by the following acylation procedure:

10 A mixture of 2-cyclohexyl-2,7-diazaspiro[4.5]decan-1-one hydrochloride (15 mg, 0.000055 mol), isonicotinoyl chloride hydrochloride (12 mg, 0.000066 mol), and triethylamine (27 μ L, 0.00019 mol) in acetonitrile (0.5 mL, 0.01 mol) was stirred at rt for 2 h. The crude reaction mixture was purified by prep.-HPLC. to afford 18 mg of the desired product. LC-MS: 342.3 (M+H)⁺.

15 **Example 56**

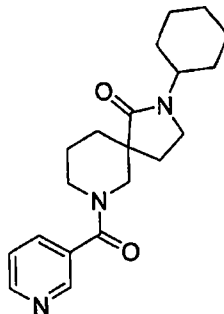
7-Benzoyl-2-cyclohexyl-2,7-diazaspiro[4.5]decan-1-one



This compound was prepared by using procedures analogous to those described for the synthesis of example 55. LC-MS: 340.3 (M+H)⁺.

Example 57

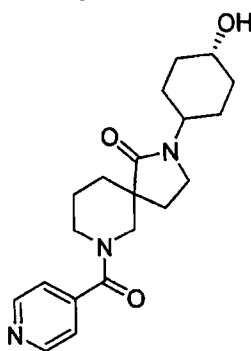
5 **2-Cyclohexyl-7-(pyridin-3-ylcarbonyl)-2,7-diazaspiro[4.5]decan-1-one**



This compound was prepared by using procedures analogous to those described for the synthesis of example 55. LC-MS: 342.3 (M+H)⁺.

10 **Example 58**

2-(trans-4-Hydroxycyclohexyl)-7-isonicotinoyl-2,7-diazaspiro[4.5]decan-1-one

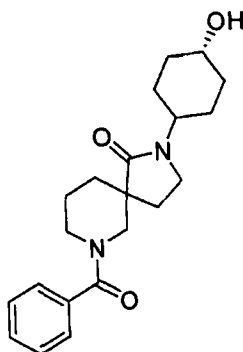


This compound was prepared by using procedures analogous to those described for the synthesis of example 55. LC-MS: 358.3 (M+H)⁺.

15

Example 59

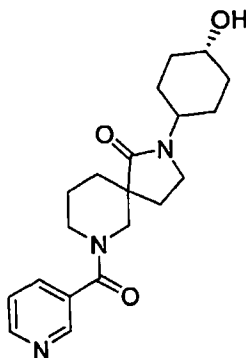
7-Benzoyl-2-(trans-4-hydroxycyclohexyl)-2,7-diazaspiro[4.5]decan-1-one



This compound was prepared by using procedures analogous to those described for the synthesis of example 55. LC-MS: 357.2 (M+H)⁺.

5 **Example 60**

2-(*trans*-4-Hydroxycyclohexyl)-7-(pyridin-3-ylcarbonyl)-2,7-diazaspiro[4.5]decan-1-one

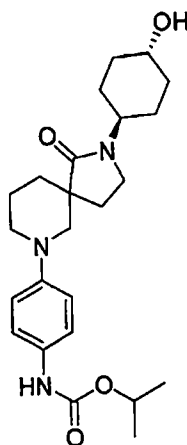


This compound was prepared by using procedures analogous to those described for the synthesis of example 55. LC-MS: 358.3 (M+H)⁺.

10

Example 61

Isopropyl {4-[2-(*trans*-4-hydroxycyclohexyl)-1-oxo-2,7-diazaspiro[4.5]dec-7-yl]phenyl}carbamate



Step 1. 7-(4-Aminophenyl)-2-(trans-4-hydroxycyclohexyl)-2,7-diazaspiro[4.5]decan-1-one

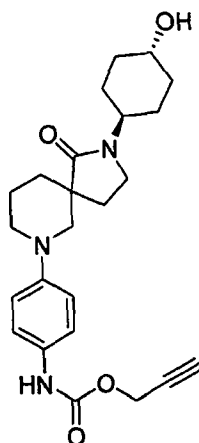
A mixture of 2-(trans-4-hydroxycyclohexyl)-7-(4-nitrophenyl)-2,7-diazaspiro[4.5]decan-1-one (0.13 g, 0.00028 mol, prepared by using a procedure that was analogous to that described for the synthesis of example 43), 10% Pd/C (activated) in methanol (5 mL, 0.1 mol) was stirred under a H₂ atmosphere (balloon) for 1.5 hour. The catalyst was filtered and the filtrate was concentrated *in-vacuo* to afford the desired product in quantitative yield. LC-MS: 344.3 (M+H)⁺.

Step 2. isopropyl {4-[2-(trans-4-hydroxycyclohexyl)-1-oxo-2,7-diazaspiro[4.5]dec-7-yl]phenyl}carbamate

A mixture of 7-(4-aminophenyl)-2-(trans-4-hydroxycyclohexyl)-2,7-diazaspiro[4.5]decan-1-one (20 mg, 0.00006 mol), isopropyl chloroformate (11 mg, 0.000087 mol), and triethylamine (20 µL, 0.0002 mol) in methylene chloride (300 µL, 0.005 mol) was stirred at rt for 2 h. The crude reaction mixture was purified by prep.-HPLC to afford 17.4 mg of the desired product. LC-MS: 430.3 (M+H)⁺.

Example 62

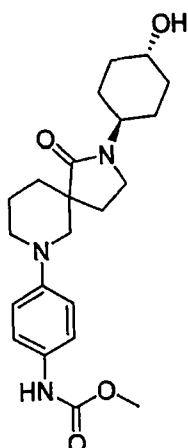
Prop-2-yn-1-yl {4-[2-(trans-4-hydroxycyclohexyl)-1-oxo-2,7-diazaspiro[4.5]dec-7-yl]phenyl}carbamate



This compound was prepared by using procedures analogous to those described for the synthesis of example 61. LC-MS: 426.3 (M+H)⁺.

Example 63

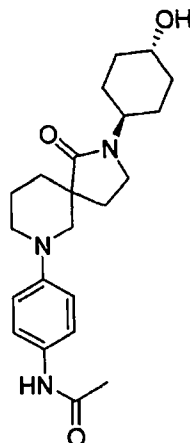
Methyl {4-[2-(trans-4-hydroxycyclohexyl)-1-oxo-2,7-diazaspiro[4.5]dec-7-yl]phenyl}carbamate



This compound was prepared by using procedures analogous to those described for the synthesis of example 61. LC-MS: 402.2 (M+H)⁺.

5 Example 64

***N*-{4-[2-(*trans*-4-Hydroxycyclohexyl)-1-oxo-2,7-diazaspiro[4.5]dec-7-yl]phenyl}acetamide**

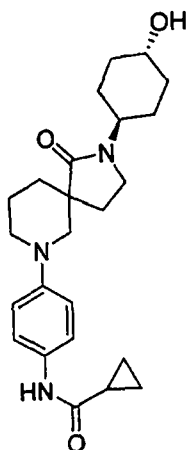


This compound was prepared by using procedures analogous to those described for the synthesis of example 61. LC-MS: 386.3 (M+H)⁺.

10

Example 65

***N*-{4-[2-(*trans*-4-Hydroxycyclohexyl)-1-oxo-2,7-diazaspiro[4.5]dec-7-yl]phenyl}cyclopropanecarboxamide**

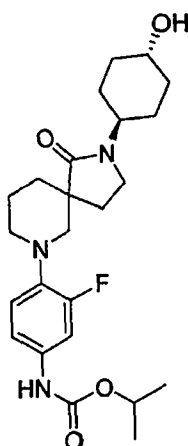


This compound was prepared by using procedures analogous to those described for the synthesis of example 61. LC-MS: 412.3 (M+H)⁺.

5 **Example 66**

Isopropyl

{3-fluoro-4-[2-(*trans*-4-hydroxycyclohexyl)-1-oxo-2,7-diazaspiro[4.5]dec-7-yl]phenyl}carbamate

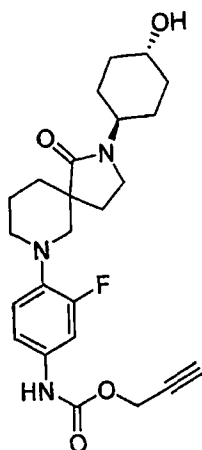


10 This compound was prepared by using procedures analogous to those described for the synthesis of example 61. LC-MS: 448.3 (M+H)⁺.

Example 67

Prop-2-yn-1-yl

{3-fluoro-4-[2-(*trans*-4-hydroxycyclohexyl)-1-oxo-2,7-diazaspiro[4.5]dec-7-yl]phenyl}carbamate

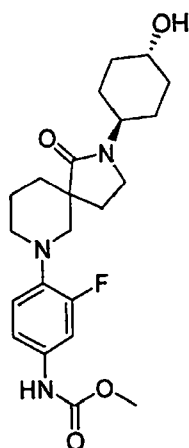


This compound was prepared by using procedures analogous to those described for the synthesis of example 61. LC-MS: 444.3 (M+H)⁺.

5 Example 68

Methyl

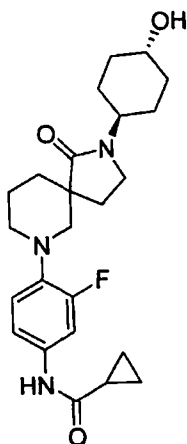
{3-fluoro-4-[2-(*trans*-4-hydroxycyclohexyl)-1-oxo-2,7-diazaspiro[4.5]dec-7-yl]phenyl}carbamate



This compound was prepared by using procedures analogous to those described for the synthesis of example 61. LC-MS: 420.3 (M+H)⁺.

Example 69

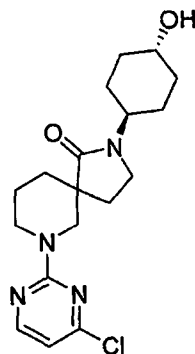
N-{3-Fluoro-4-[2-(*trans*-4-hydroxycyclohexyl)-1-oxo-2,7-diazaspiro[4.5]dec-7-yl]phenyl}cyclopropanecarboxamide



This compound was prepared by using procedures analogous to those described for the synthesis of example 61. LC-MS: 430.3 (M+H)⁺.

5 Example 70

7-(4-Chloropyrimidin-2-yl)-2-(*trans*-4-hydroxycyclohexyl)-2,7-diazaspiro[4.5]decan-1-one

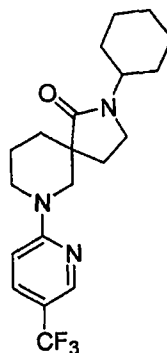


This compound was prepared by using procedures analogous to those described for the synthesis of example 29. LC-MS: 365.3 (M+H)⁺.

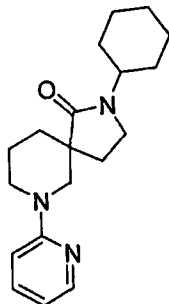
10

Example 71

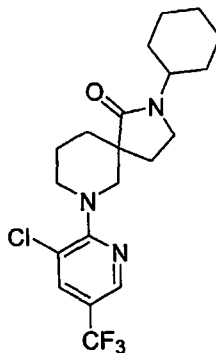
2-Cyclohexyl-7-[5-(trifluoromethyl)pyridin-2-yl]-2,7-diazaspiro[4.5]decan-1-one



This compound was prepared by using procedures analogous to those described for the synthesis of example 29. LC-MS: 382.2 (M+H)⁺.

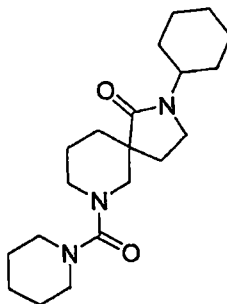
Example 72**5 2-Cyclohexyl-7-pyridin-2-yl-2,7-diazaspiro[4.5]decan-1-one**

This compound was prepared by using procedures analogous to those described for the synthesis of example 29. LC-MS: 314.3 (M+H)⁺.

10 Example 73**7-[3-Chloro-5-(trifluoromethyl)pyridin-2-yl]-2-cyclohexyl-2,7-diazaspiro[4.5]decan-1-one**

This compound was prepared by using procedures analogous to those described for the synthesis of example 29. LC-MS: 416.2 (M+H)⁺.

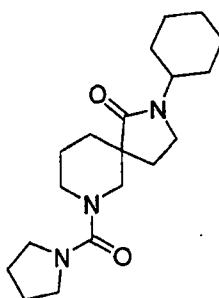
15

Example 74**2-Cyclohexyl-7-(piperidin-1-ylcarbonyl)-2,7-diazaspiro[4.5]decan-1-one**

This compound was prepared by using procedures that were analogous to those described for the synthesis of example 1, steps 1-5, and by the following urea coupling procedure:

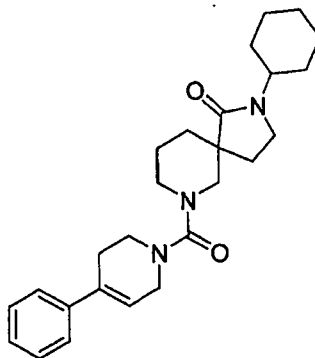
To a solution of 2-cyclohexyl-2,7-diazaspiro[4.5]decan-1-one hydrochloride (20 mg, 0.00007 mol) in methylene chloride (0.5 mL, 0.008 mol) was added *N,N*-diisopropylethylamine (14.0 μ L, 0.0000806 mol) and the solution was stirred at rt for 5 min. prior to the addition of *N,N*-carbonyldiimidazole (24 mg, 0.00015 mol). After stirring the reaction mixture at rt for 3 h, piperidine (6.2 mg, 0.00007 mol) was added and stirring was continued for 12 h. To drive the reaction to completion the mixture was heated at 170 °C under microwave irradiation for 1 h. The crude mixture was purified by prep.-HPLC to afford the desired product. LC-MS: 348.2 (M+H)⁺.

10

Example 75**2-Cyclohexyl-7-(pyrrolidin-1-ylcarbonyl)-2,7-diazaspiro[4.5]decan-1-one**

This compound was prepared by using procedures analogous to those described for the synthesis of example 74. LC-MS: 334.2 (M+H)⁺.

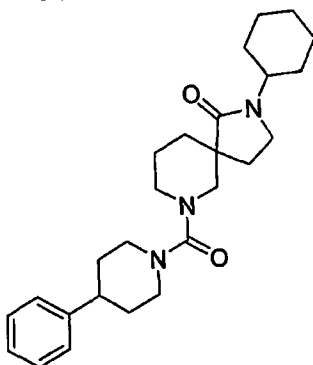
15

Example 76**2-Cyclohexyl-7-[(4-phenyl-3,6-dihydropyridin-1(2H)-yl)carbonyl]-2,7-diazaspiro[4.5]decan-1-one**

20

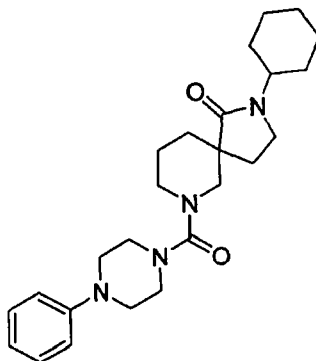
This compound was prepared by using procedures analogous to those described for the synthesis of example 74. LC-MS: 422.2 (M+H)⁺.

Example 77

2-Cyclohexyl-7-[(4-phenylpiperidin-1-yl)carbonyl]-2,7-diazaspiro[4.5]decan-1-one

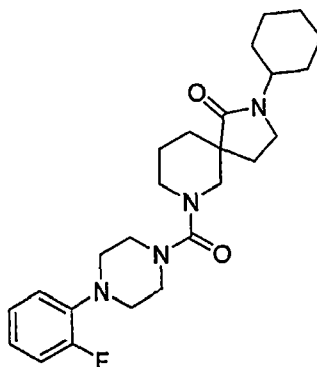
This compound was prepared by using procedures analogous to those described for the synthesis of example 74. LC-MS: 424.2 (M+H)⁺.

5

Example 78**2-Cyclohexyl-7-[(4-phenylpiperazin-1-yl)carbonyl]-2,7-diazaspiro[4.5]decan-1-one**

This compound was prepared by using procedures analogous to those described for the synthesis of example 74. LC-MS: 424.2 (M+H)⁺.

10

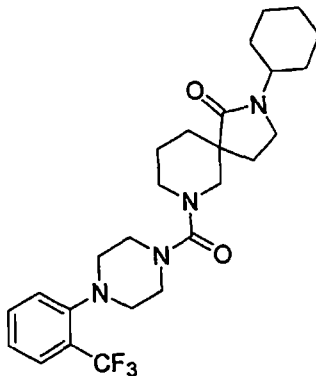
Example 79**2-Cyclohexyl-7-[[4-(2-fluorophenyl)piperazin-1-yl]carbonyl]-2,7-diazaspiro[4.5]decan-1-one**

15

This compound was prepared by using procedures analogous to those described for the synthesis of example 74. LC-MS: 443.2 (M+H)⁺.

Example 80

2-Cyclohexyl-7-({4-[2-(trifluoromethyl)phenyl]piperazin-1-yl}carbonyl)-2,7-diazaspiro[4.5]decan-1-one

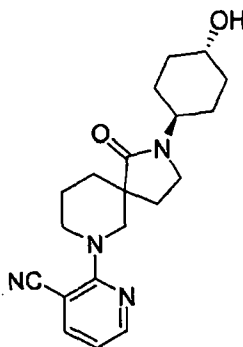


5

This compound was prepared by using procedures analogous to those described for the synthesis of example 74. LC-MS: 493.2 (M+H)⁺.

Example 83

2-[2-(*trans*-4-Hydroxycyclohexyl)-1-oxo-2,7-diazaspiro[4.5]dec-7-yl]nicotinonitrile



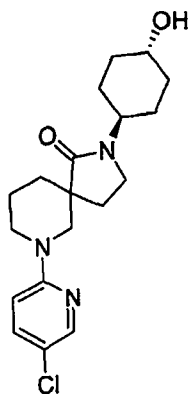
10

This compound was prepared by using procedures analogous to those described for the synthesis of example 27. LC-MS: 355.2 (M+H)⁺.

Example 84

7-(5-Chloropyridin-2-yl)-2-(*trans*-4-hydroxycyclohexyl)-2,7-diazaspiro[4.5]decan-1-one

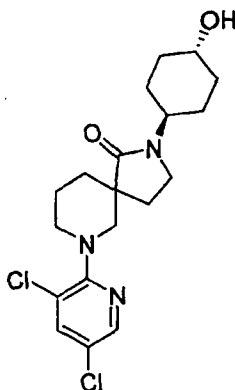
15



This compound was prepared by using procedures analogous to those described for the synthesis of example 27. LC-MS: 364.2/366.2 (M+H)⁺.

5 Example 85

7-(3,5-Dichloropyridin-2-yl)-2-(*trans*-4-hydroxycyclohexyl)-2,7-diazaspiro[4.5]decan-1-one

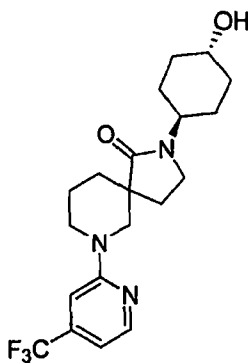


This compound was prepared by using procedures analogous to those described for the synthesis of example 27. LC-MS: 398.2/400.2/402.2 (M+H)⁺.

10

Example 86

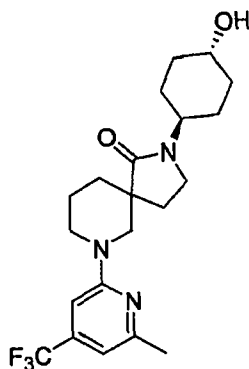
2-(*trans*-4-Hydroxycyclohexyl)-7-[4-(trifluoromethyl)pyridin-2-yl]-2,7-diazaspiro[4.5]decan-1-one



This compound was prepared by using procedures analogous to those described for the synthesis of example 27. LC-MS: 398.2 (M+H)⁺.

Example 87

5 **2-(*trans*-4-Hydroxycyclohexyl)-7-[6-methyl-4-(trifluoromethyl)pyridin-2-yl]-2,7-diazaspiro[4.5]decan-1-one**

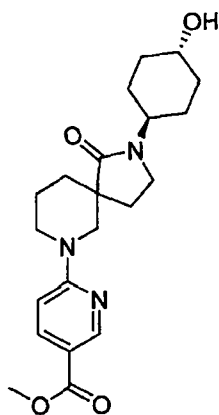


This compound was prepared by using procedures analogous to those described for the synthesis of example 27. LC-MS: 412.3 (M+H)⁺.

10

Example 88

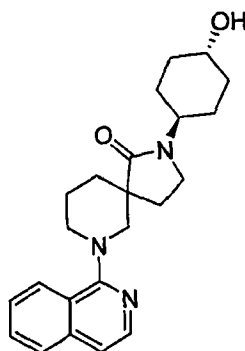
Methyl 6-[2-(*trans*-4-hydroxycyclohexyl)-1-oxo-2,7-diazaspiro[4.5]dec-7-yl]nicotinate



15 This compound was prepared by using procedures analogous to those described for the synthesis of example 27. LC-MS: 388.2 (M+H)⁺.

Example 89

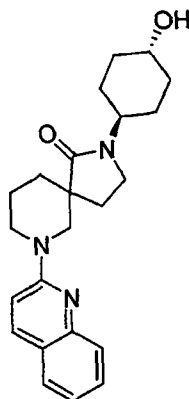
2-(*trans*-4-Hydroxycyclohexyl)-7-isoquinolin-1-yl-2,7-diazaspiro[4.5]decan-1-one



This compound was prepared by using procedures analogous to those described for the synthesis of example 27. LC-MS: 380.3 (M+H)⁺.

5 **Example 90**

2-(*trans*-4-Hydroxycyclohexyl)-7-quinolin-2-yl-2,7-diazaspiro[4.5]decan-1-one

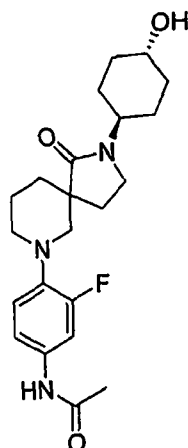


This compound was prepared by using procedures analogous to those described for the synthesis of example 27. LC-MS: 380.2 (M+H)⁺.

10

Example 91

***N*-{3-Fluoro-4-[2-(*trans*-4-hydroxycyclohexyl)-1-oxo-2,7-diazaspiro[4.5]dec-7-yl]phenyl}acetamide**

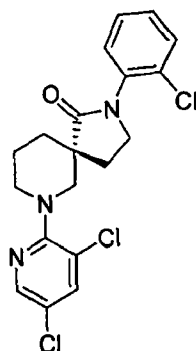


This compound was prepared by using procedures analogous to those described for the synthesis of example 61. LC-MS: 404.3 (M+H)⁺.

5

Example 92

(5R)-2-(2-Chlorophenyl)-7-(3,5-dichloropyridin-2-yl)-2,7-diazaspiro[4.5]decan-1-one



10 Step 1. 1-tert-butyl 3-ethyl 3-(2-chloroethyl)piperidine-1,3-dicarboxylate

Lithium diisopropylamide (1.8 M in THF, 3.9 mL) was slowly added to a solution of 1-tert-butyl 3-ethyl piperidine-1,3-dicarboxylate (1.50 g, 0.00583 mol) in tetrahydrofuran (20 mL, 0.2 mol) at -78 °C and the mixture was stirred for about 1 hour during which the temperature was allowed to rise to about -50 °C. 1-Bromo-2-chloro-ethane (0.75 mL, 0.0082 mol) was slowly added to the mixture and
 15 then the resulting mixture was allowed to warm to rt (room temperature). After stirring for 2 h, the reaction mixture was quenched with saturated NH₄Cl and extracted with ethyl ether twice. The combined organic layers were dried and concentrated *in-vacuo* to afford the crude product, which was purified by CombiFlash eluting with hexane/EtOAc (max. EA 20%).

20

Step 2. *tert*-butyl (5*S*)-2-(2-chlorophenyl)-1-oxo-2,7-diazaspiro[4.5]decan-7-carboxylate and *tert*-butyl (5*R*)-2-(2-chlorophenyl)-1-oxo-2,7-diazaspiro[4.5]decan-7-carboxylate

Lithium hexamethyldisilazide (1.0 M in tetrahydrofuran, 2.5 mL) was slowly added to a solution of *o*-chloroaniline (0.14 g, 0.0011 mol) in tetrahydrofuran (4.0 mL, 0.049 mol) at -78 °C and stirred for 30 min. To this mixture was added a solution of 1-*tert*-butyl 3-ethyl 3-(2-chloroethyl)piperidine-1,3-dicarboxylate (0.320 g, 0.00100 mol) in THF (0.5 mL) and the resultant mixture was stirred for additional 18 h. The reaction mixture was quenched by an addition of methanol (2 mL) and the solvent was removed *in-vacuo* to afford the racemic product, which was purified by CombiFlash (12 g column, eluting with hexane/EtOAc with max. EtOAc 30%) to afford the desired racemate (0.26 g, 72%). LC-MS: 309.1 (M+H-*t*-Bu (56)).⁺ The pure enantiomers were separated by chiral column. The shorter retention time peak was designated as the *S*-enantiomer and the longer retention time peak was designated as the *R*-enantiomer (the *R*-enantiomer was found to be active).

Step 3. (5*R*)-2-(2-chlorophenyl)-2,7-diazaspiro[4.5]decan-1-one hydrochloride

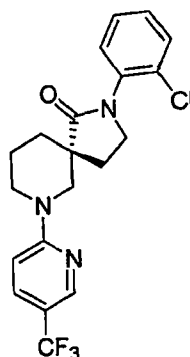
Hydrogen chloride (4.0 M in 1,4-dioxane, 2.0 mL) was added to a solution of *tert*-butyl (5*R*)-2-(2-chlorophenyl)-1-oxo-2,7-diazaspiro[4.5]decan-7-carboxylate (0.103 g, 0.000283 mol) in ethyl acetate (0.5 mL) and the mixture was stirred for 2 h. Then the solvent was removed *in-vacuo* to afford the desired product. LC-MS: 265.2 (M+H).⁺

Step 4. (5*R*)-2-(2-chlorophenyl)-7-(3,5-dichloropyridin-2-yl)-2,7-diazaspiro[4.5]decan-1-one

A mixture of (5*R*)-2-(2-chlorophenyl)-2,7-diazaspiro[4.5]decan-1-one hydrochloride (18.2 mg, 0.0000604 mol), 2,3,5-trichloropyridine (16 mg, 0.000091 mol) and triethylamine (0.025 mL, 0.00018 mol) in *N,N*-dimethylformamide (0.4 mL, 0.005 mol) was irradiated with microwaves to heat the mixture to 180 °C for 20 min. The crude product was purified by prep-HPLC to afford the desired product. LC-MS: 410.1/ 412.1/ 414.0 (M+H).⁺

Example 93

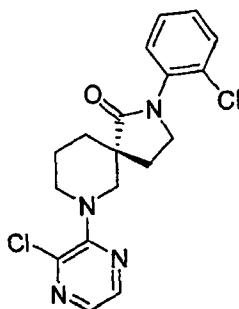
2-(2-Chlorophenyl)-7-[5-(trifluoromethyl)pyridin-2-yl]-2,7-diazaspiro[4.5]decan-1-one



A mixture of 2-(2-chlorophenyl)-2,7-diazaspiro[4.5]decan-1-one (16.0 mg, 0.0000604 mol, which was prepared by using a procedure that was analogous to that used for the synthesis of example 1, steps 1-5), 2-chloro-5-(trifluoromethyl)pyridine (13 mg, 0.000072 mol) and *N,N*-diisopropylethylamine (0.032 mL, 0.00018 mol) in *N*-methylpyrrolidinone (0.4 mL, 0.005 mol) was irradiated with microwaves to heat the reaction mixture to 180 °C for 20 min. The crude product was purified by prep-HPLC to afford the desired product. LC-MS: 410.2/412.2 (M+H)⁺.

Example 94

2-(2-Chlorophenyl)-7-(3-chloropyrazin-2-yl)-2,7-diazaspiro[4.5]decan-1-one

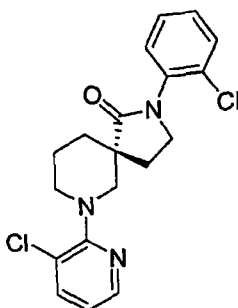


10

This compound was prepared by using procedures analogous to those described for the synthesis of example 93. LC-MS: 377.1/379.1 (M+H)⁺.

Example 95

2-(2-Chlorophenyl)-7-(3-chloropyridin-2-yl)-2,7-diazaspiro[4.5]decan-1-one



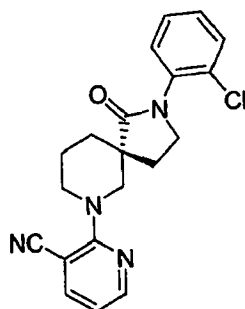
15

This compound was prepared by using procedures analogous to those described for the synthesis of example 93. LC-MS: 376.1/378.1 (M+H)⁺.

Example 96

2-[(5R)-2-(2-Chlorophenyl)-1-oxo-2,7-diazaspiro[4.5]dec-7-yl]nicotinonitrile

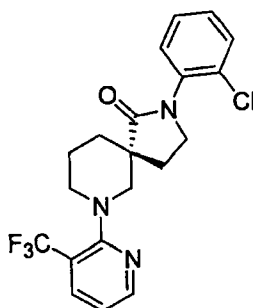
20



This compound was prepared by using procedures analogous to those described for the synthesis of example 92. LC-MS: 367.2/369.1 (M+H)⁺.

5 Example 97

(5R)-2-(2-Chlorophenyl)-7-[3-(trifluoromethyl)pyridin-2-yl]-2,7-diazaspiro[4.5]decan-1-one

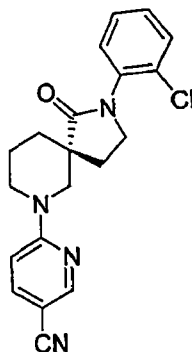


This compound was prepared by using procedures analogous to those described for the synthesis of example 92. LC-MS: 410.1/412.1 (M+H)⁺.

10

Example 98

6-[(5R)-2-(2-Chlorophenyl)-1-oxo-2,7-diazaspiro[4.5]dec-7-yl]nicotinonitrile

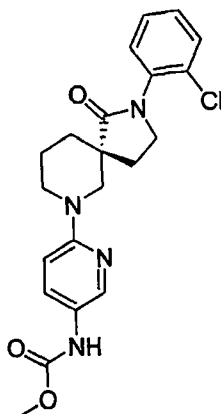


This compound was prepared by using procedures analogous to those described for the synthesis of example 92. LC-MS: 367.2/369.1 (M+H)⁺.

15

Example 99

Methyl {6-[(5R)-2-(2-chlorophenyl)-1-oxo-2,7-diazaspiro[4.5]dec-7-yl]pyridin-3-yl}carbamate



Step 1. (5R)-7-(5-aminopyridin-2-yl)-2-(2-chlorophenyl)-2,7-diazaspiro[4.5]decan-1-one

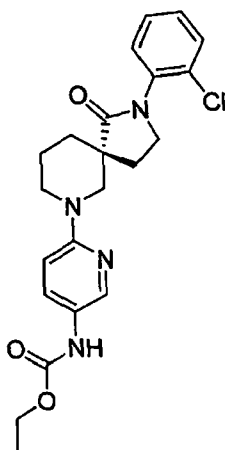
A mixture of (5R)-2-(2-chlorophenyl)-2,7-diazaspiro[4.5]decan-1-one hydrochloride (40.0 mg, 0.000133 mol, prepared by using a procedure analogous to that used for the synthesis of example 5 92, steps 1-3), 2-chloro-5-nitropyridine (23 mg, 0.00015 mol), and potassium carbonate (55 mg, 0.00040 mol) in *N,N*-dimethylformamide (1.0 mL, 0.013 mol) was stirred at 120 °C for 1.5 hours. After cooling the reaction mixture to ambient temperature the solid was filtered off and the filtrate was concentrated *in-vacuo* to afford the desired product. LC-MS: 387.1 (M+H)⁺. The resulting residue was dissolved in methanol and to this solution was added platinum [5 wt. % (dry basis) on 10 activated carbon, wet, Degussa type F101, RA/W (Aldrich # 330159), 15 mg] under an atmosphere of H₂ (g) at rt for 2 h. The catalyst was filtered off from the mixture and the filtrate was concentrated *in-vacuo* to afford the product in quantitative yield. LC-MS: 357.1 (M+H)⁺.

Step 2. Methyl {6-[(5R)-2-(2-chlorophenyl)-1-oxo-2,7-diazaspiro[4.5]dec-7-yl]pyridin-3-yl}carbamate

Methyl chloroformate (4.4 µL, 0.000057 mol) was added to a solution of (5R)-7-(5-aminopyridin-2-yl)-2-(2-chlorophenyl)-2,7-diazaspiro[4.5]decan-1-one (18.5 mg, 0.0000478 mol) and pyridine (13 µL, 0.00016 mol) methylene chloride (1.0 mL, 0.016 mol) and the mixture was stirred for 0.5 h at rt. The volatiles were removed *in-vacuo* and the crude product was purified by prep-HPLC. LC-MS: 20 415.1/417.1 (M+H)⁺.

Example 100

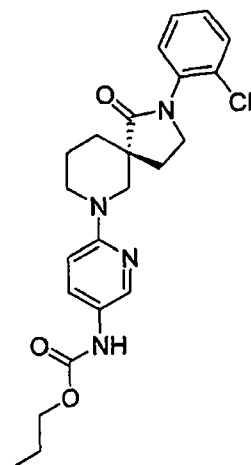
Ethyl {6-[(5R)-2-(2-chlorophenyl)-1-oxo-2,7-diazaspiro[4.5]dec-7-yl]pyridin-3-yl}carbamate



This compound was prepared by using procedures analogous to those described for the synthesis of example 99. LC-MS: 429.1 (M+H)⁺.

5 **Example 101**

Propyl {6-[(5R)-2-(2-chlorophenyl)-1-oxo-2,7-diazaspiro[4.5]dec-7-yl]pyridin-3-yl}carbamate

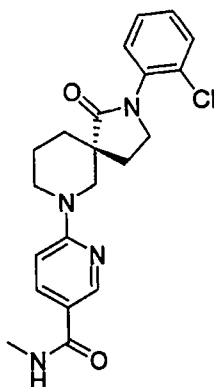


This compound was prepared by using procedures analogous to those described for the synthesis of example 99. LC-MS: 443.1 (M+H)⁺.

10

Example 102

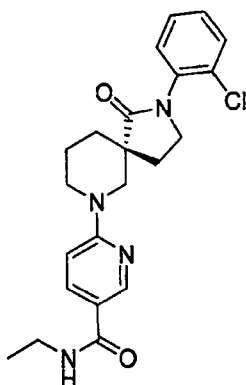
6-[2-(2-Chlorophenyl)-1-oxo-2,7-diazaspiro[4.5]dec-7-yl]-N-methylnicotinamide



This compound was prepared by using procedures analogous to those described for the synthesis of example 93. LC-MS: 399.2 (M+H)⁺.

5 **Example 103**

6-[2-(2-Chlorophenyl)-1-oxo-2,7-diazaspiro[4.5]dec-7-yl]-N-ethylnicotinamide

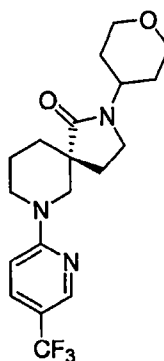


This compound was prepared by using procedures analogous to those described for the synthesis of example 93. LC-MS: 413.2 (M+H)⁺.

10

Example 104

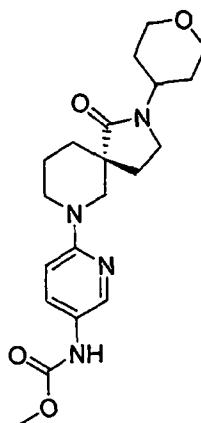
(5R)-2-(Tetrahydro-2H-pyran-4-yl)-7-[5-(trifluoromethyl)pyridin-2-yl]-2,7-diazaspiro[4.5]decan-1-one



Racemic 2-(tetrahydro-2H-pyran-4-yl)-7-[5-(trifluoromethyl)pyridin-2-yl]-2,7-diazaspiro[4.5]decan-1-one (9.0 mg, 0.000023 mol, the racemic mixture was prepared by using procedures analogous to those described for the synthesis of example 93) was purified by chiral column to give the pure two enantiomers. The shorter retention time peak was designated as S-enantiomer and the longer retention time peak was designated as R-enantiomer. The R-enantiomer was found to be active. LC-MS: 384.2 (M+H)⁺.

Example 105

Methyl {6-[(5R)-1-oxo-2-(tetrahydro-2H-pyran-4-yl)-2,7-diazaspiro[4.5]dec-7-yl]pyridin-3-yl}carbamate



Step 1. (5R)-7-(5-aminopyridin-2-yl)-2-(tetrahydro-2H-pyran-4-yl)-2,7-diazaspiro[4.5]decan-1-one

A mixture of (5R)-2-(tetrahydro-2H-pyran-4-yl)-2,7-diazaspiro[4.5]decan-1-one [90 mg, 0.0004 mol, this compound was prepared by using procedures analogous to those described for the synthesis of example 1, steps 1-5], 2-chloro-5-nitropyridine (69 mg, 0.00044 mol), and potassium carbonate (160 mg, 0.0012 mol) in *N,N*-dimethylformamide (2 mL, 0.02 mol) was stirred at 120 °C for 1.5 hours. After cooling the reaction mixture to ambient temperature, the solid was filtered off and the filtrate was concentrated *in-vacuo* to afford the desired product. LC-MS: 361.2 (M+H)⁺. The resulting residue was dissolved in methanol and to this solution was added 10% Pd on carbon and the reaction vessel was placed under a H₂ (g) atmosphere and stirred at rt for 1.5 h. The catalyst was filtered off from the mixture and the filtrate was concentrated to afford the desired product in quantitative yield and was used in the next step without further purification. LC-MS: 331.2 (M+H)⁺.

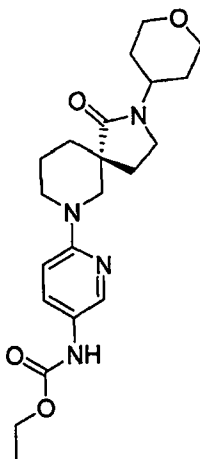
Step 2. Methyl {6-[(5R)-1-oxo-2-(tetrahydro-2H-pyran-4-yl)-2,7-diazaspiro[4.5]dec-7-yl]pyridin-3-yl}carbamate

Methyl chloroformate (4.4 μL, 0.000057 mol) was added to a solution of (5R)-7-(5-aminopyridin-2-yl)-2-(tetrahydro-2H-pyran-4-yl)-2,7-diazaspiro[4.5]decan-1-one (15.8 mg, 0.0000478 mol), *N,N*-diisopropylethylamine (27 μL, 0.00016 mol) and methylene chloride (1.0 mL, 0.016 mol); and the

mixture was stirred for 1 h. The volatiles were removed *in-vacuo* and the crude product was purified by prep-HPLC. LC-MS: 389.2 (M+H)⁺.

Example 106

- 5 **Ethyl** {6-[(5R)-1-oxo-2-(tetrahydro-2H-pyran-4-yl)-2,7-diazaspiro[4.5]dec-7-yl]pyridin-3-yl}carbamate

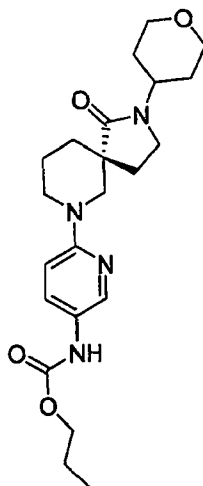


This compound was prepared by using procedures analogous to those described for the synthesis of example 105. LC-MS: 403.3 (M+H)⁺.

10

Example 107

- 10 **Propyl** {6-[(5R)-1-oxo-2-(tetrahydro-2H-pyran-4-yl)-2,7-diazaspiro[4.5]dec-7-yl]pyridin-3-yl}carbamate

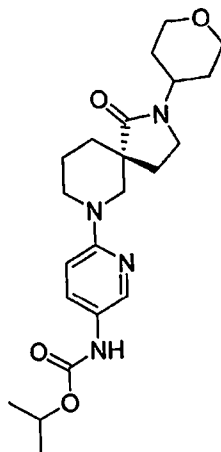


15

This compound was prepared by using procedures analogous to those described for the synthesis of example 105. LC-MS: 417.3 (M+H)⁺.

Example 108

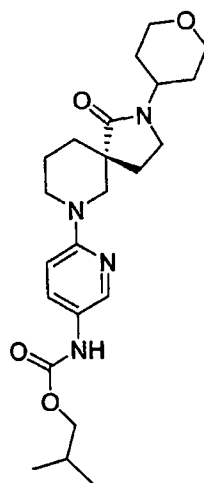
Isopropyl {6-[(5R)-1-oxo-2-(tetrahydro-2H-pyran-4-yl)-2,7-diazaspiro[4.5]dec-7-yl]pyridin-3-yl}carbamate



This compound was prepared by using procedures analogous to those described for the synthesis of example 105. LC-MS: 417.3 (M+H)⁺.

Example 109

Isobutyl {6-[(5R)-1-oxo-2-(tetrahydro-2H-pyran-4-yl)-2,7-diazaspiro[4.5]dec-7-yl]pyridin-3-yl}carbamate



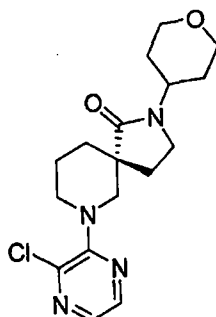
10

This compound was prepared by using procedures analogous to those described for the synthesis of example 105. LC-MS: 431.3 (M+H)⁺.

Example 110

(5R)-7-(3-Chloropyrazin-2-yl)-2-(tetrahydro-2H-pyran-4-yl)-2,7-diazaspiro[4.5]decan-1-one

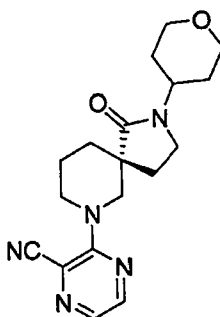
15



This compound was prepared by using procedures analogous to those described for the synthesis of example 93. LC-MS: 351.1 (M+H)⁺.

5 **Example 111**

3-[(5R)-1-Oxo-2-(tetrahydro-2H-pyran-4-yl)-2,7-diazaspiro[4.5]dec-7-yl]pyrazine-2-carbonitrile

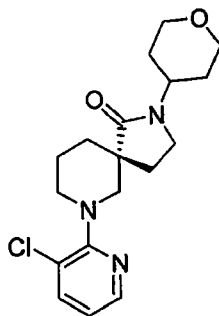


This compound was prepared by using procedures analogous to those described for the synthesis of example 93. LC-MS: 342.2 (M+H)⁺.

10

Example 112

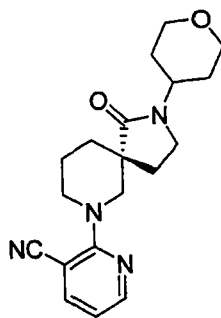
(5R)-7-(3-Chloropyridin-2-yl)-2-(tetrahydro-2H-pyran-4-yl)-2,7-diazaspiro[4.5]decan-1-one



15 This compound was prepared by using procedures analogous to those described for the synthesis of example 93. LC-MS: 350.2 (M+H)⁺.

Example 113

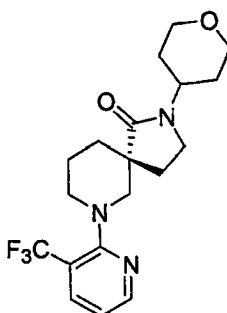
2-[(5R)-1-Oxo-2-(tetrahydro-2H-pyran-4-yl)-2,7-diazaspiro[4.5]dec-7-yl]nicotinonitrile



This compound was prepared by using procedures analogous to those described for the synthesis of example 93. LC-MS: 341.2 (M+H)⁺.

5 **Example 114**

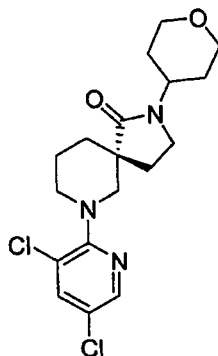
(5R)-2-(Tetrahydro-2H-pyran-4-yl)-7-[3-(trifluoromethyl)pyridin-2-yl]-2,7-diazaspiro[4.5]decan-1-one



10 This compound was prepared by using procedures analogous to those described for the synthesis of example 93. LC-MS: 384.2 (M+H)⁺.

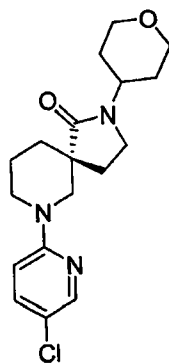
Example 115

(5R)-7-(3,5-Dichloropyridin-2-yl)-2-(tetrahydro-2H-pyran-4-yl)-2,7-diazaspiro[4.5]decan-1-one



15 This compound was prepared by using procedures analogous to those described for the synthesis of example 93. LC-MS: 384.1 (M+H)⁺.

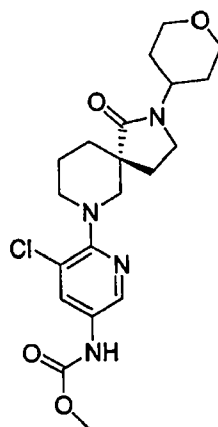
Example 116

(5R)-7-(5-Chloropyridin-2-yl)-2-(tetrahydro-2H-pyran-4-yl)-2,7-diazaspiro[4.5]decan-1-one

A mixture of (5R)-2-(tetrahydro-2H-pyran-4-yl)-2,7-diazaspiro[4.5]decan-1-one hydrochloride (29.4 mg, 0.000107 mol, this compound was prepared by using procedures analogous to those described for the synthesis of example 1, steps 1-5), 5-chloro-2-fluoropyridine (17 mg, 0.00013 mol) and potassium carbonate (0.029 mL, 0.00032 mol) in *N,N*-dimethylformamide (0.6 mL, 0.008 mol) was heated at 120 °C for 5 h. The crude product was purified by prep-HPLC to afford the desired product. LC-MS: 350.2 (M+H)⁺.

Example 117

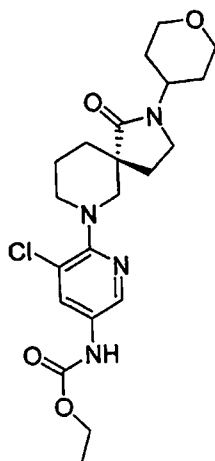
Methyl {5-chloro-6-[(5R)-1-oxo-2-(tetrahydro-2H-pyran-4-yl)-2,7-diazaspiro[4.5]dec-7-yl]pyridin-3-yl}carbamate



This compound was prepared by using procedures analogous to those described for the synthesis of example 105. LC-MS: 423.1 (M+H)⁺.

Example 118

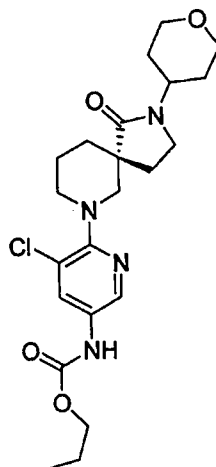
Ethyl {5-chloro-6-[(5R)-1-oxo-2-(tetrahydro-2H-pyran-4-yl)-2,7-diazaspiro[4.5]dec-7-yl]pyridin-3-yl}carbamate



This compound was prepared by using procedures analogous to those described for the synthesis of example 105. LC-MS: 437.2 (M+H)⁺.

5 Example 119

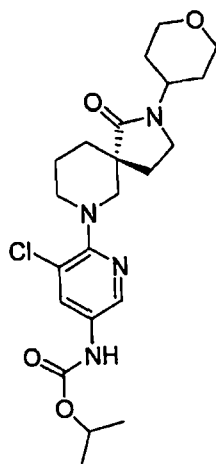
Propyl {5-chloro-6-[(5R)-1-oxo-2-(tetrahydro-2H-pyran-4-yl)-2,7-diazaspiro[4.5]dec-7-yl]pyridin-3-yl}carbamate



This compound was prepared by using procedures analogous to those described for the synthesis of example 105. LC-MS: 451.2 (M+H)⁺.

Example 120

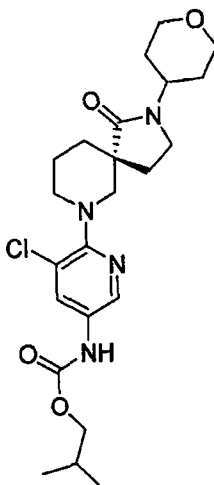
Isopropyl {5-chloro-6-[(5R)-1-oxo-2-(tetrahydro-2H-pyran-4-yl)-2,7-diazaspiro[4.5]dec-7-yl]pyridin-3-yl}carbamate



This compound was prepared by using procedures analogous to those described for the synthesis of example 105. LC-MS: 451.2 (M+H)⁺.

5 Example 121

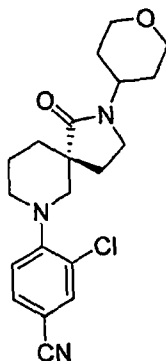
Isobutyl {5-chloro-6-[(5R)-1-oxo-2-(tetrahydro-2H-pyran-4-yl)-2,7-diazaspiro[4.5]dec-7-yl]pyridin-3-yl}carbamate



10 This compound was prepared by using procedures analogous to those described for the synthesis of example 105. LC-MS: 465.2 (M+H)⁺.

Example 122

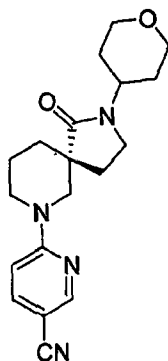
3-Chloro-4-[(5R)-1-oxo-2-(tetrahydro-2H-pyran-4-yl)-2,7-diazaspiro[4.5]dec-7-yl]benzonitrile



This compound was prepared by using procedures analogous to those described for the synthesis of example 116. LC-MS: 351.1 (M+H)⁺.

5 **Example 123**

6-[(5R)-1-Oxo-2-(tetrahydro-2H-pyran-4-yl)-2,7-diazaspiro[4.5]dec-7-yl]nicotinonitrile

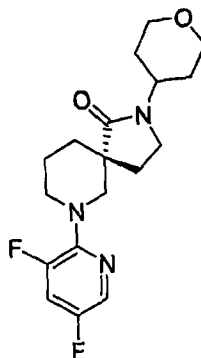


This compound was prepared by using procedures analogous to those described for the synthesis of example 116. LC-MS: 341.2 (M+H)⁺.

10

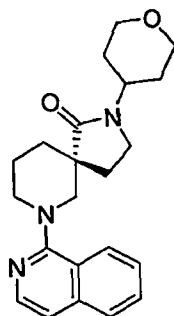
Example 124

(5R)-7-(3,5-Difluoropyridin-2-yl)-2-(tetrahydro-2H-pyran-4-yl)-2,7-diazaspiro[4.5]decan-1-one

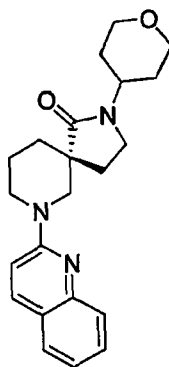


This compound was prepared by using procedures analogous to those described for the synthesis of example 116. LC-MS: 352.2 (M+H)⁺.

15

Example 125**(5R)-7-Isoquinolin-1-yl-2-(tetrahydro-2H-pyran-4-yl)-2,7-diazaspiro[4.5]decan-1-one**

This compound was prepared by using procedures analogous to those described for the
5 synthesis of example 116. LC-MS: 366.3 (M+H)⁺.

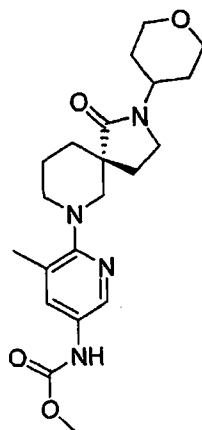
Example 126**(5R)-7-quinolin-2-yl-2-(tetrahydro-2H-pyran-4-yl)-2,7-diazaspiro[4.5]decan-1-one**

10 This compound was prepared by using procedures analogous to those described for the
synthesis of example 116. LC-MS: 366.2 (M+H)⁺.

Example 127

Methyl {5-methyl-6-[(5R)-1-oxo-2-(tetrahydro-2H-pyran-4-yl)-2,7-diazaspiro[4.5]dec-7-yl]pyridin-3-yl}carbamate

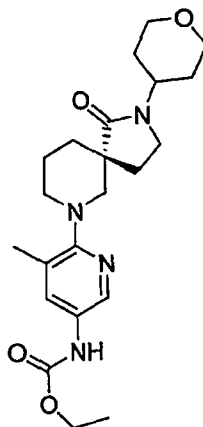
15



This compound was prepared by using procedures analogous to those described for the synthesis of example 105. LC-MS: 403.2 (M+H)⁺.

5 Example 128

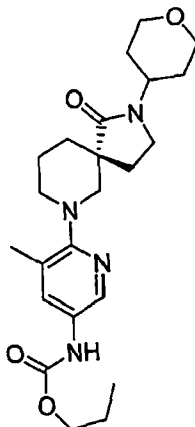
Ethyl {5-methyl-6-[(5R)-1-oxo-2-(tetrahydro-2H-pyran-4-yl)-2,7-diazaspiro[4.5]dec-7-yl]pyridin-3-yl}carbamate



This compound was prepared by using procedures analogous to those described for the synthesis of example 105. LC-MS: 417.2 (M+H)⁺.

Example 129

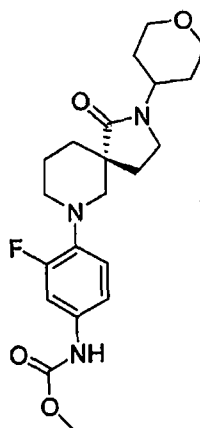
Propyl {5-methyl-6-[(5R)-1-oxo-2-(tetrahydro-2H-pyran-4-yl)-2,7-diazaspiro[4.5]dec-7-yl]pyridin-3-yl}carbamate



This compound was prepared by using procedures analogous to those described for the synthesis of example 105. LC-MS: 431.2 (M+H)⁺.

5 Example 130

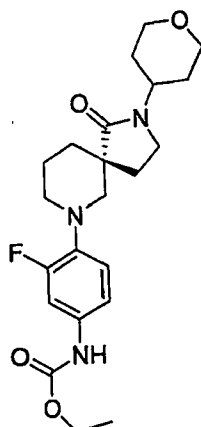
Methyl {3-fluoro-4-[(5R)-1-oxo-2-(tetrahydro-2H-pyran-4-yl)-2,7-diazaspiro[4.5]dec-7-yl]phenyl}carbamate



This compound was prepared by using procedures analogous to those described for the synthesis of example 105. LC-MS: 406.3 (M+H)⁺.

Example 131

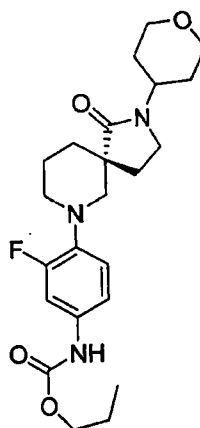
Ethyl {3-fluoro-4-[(5R)-1-oxo-2-(tetrahydro-2H-pyran-4-yl)-2,7-diazaspiro[4.5]dec-7-yl]phenyl}carbamate



This compound was prepared by using procedures analogous to those described for the synthesis of example 105. LC-MS: 420.2 (M+H)⁺.

5 **Example 132**

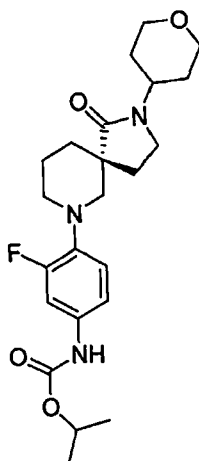
Propyl {3-fluoro-4-[(5R)-1-oxo-2-(tetrahydro-2H-pyran-4-yl)-2,7-diazaspiro[4.5]dec-7-yl]phenyl}carbamate



10 This compound was prepared by using procedures analogous to those described for the synthesis of example 105. LC-MS: 434.2 (M+H)⁺.

Example 133

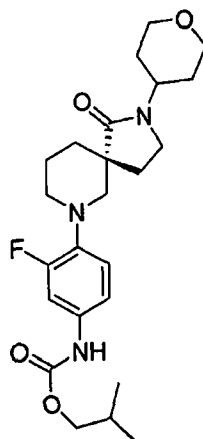
Isopropyl {3-fluoro-4-[(5R)-1-oxo-2-(tetrahydro-2H-pyran-4-yl)-2,7-diazaspiro[4.5]dec-7-yl]phenyl}carbamate



This compound was prepared by using procedures analogous to those described for the synthesis of example 105. LC-MS: 434.3 (M+H)⁺.

5 **Example 134**

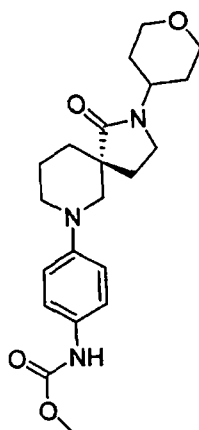
Isobutyl {3-fluoro-4-[(5R)-1-oxo-2-(tetrahydro-2H-pyran-4-yl)-2,7-diazaspiro[4.5]dec-7-yl]phenyl}carbamate



10 This compound was prepared by using procedures analogous to those described for the synthesis of example 105. LC-MS: 448.3 (M+H)⁺.

Example 135

Methyl {4-[(5R)-1-oxo-2-(tetrahydro-2H-pyran-4-yl)-2,7-diazaspiro[4.5]dec-7-yl]phenyl}carbamate



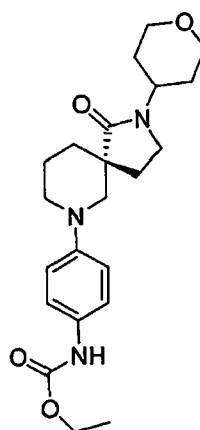
This compound was prepared by using procedures analogous to those described for the synthesis of example 105. LC-MS: 388.3 (M+H)⁺.

5 **Example 136**

Ethyl

yl]phenyl}carbamate

{4-[(5R)-1-oxo-2-(tetrahydro-2H-pyran-4-yl)-2,7-diazaspiro[4.5]dec-7-



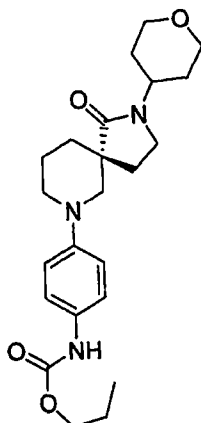
10 This compound was prepared by using procedures analogous to those described for the synthesis of example 105. LC-MS: 402.2 (M+H)⁺.

Example 137

Propyl

yl]phenyl}carbamate

{4-[(5R)-1-oxo-2-(tetrahydro-2H-pyran-4-yl)-2,7-diazaspiro[4.5]dec-7-



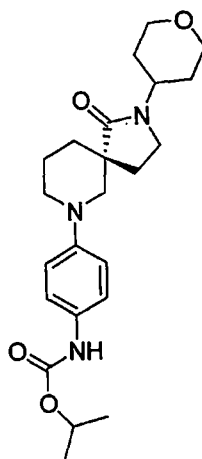
This compound was prepared by using procedures analogous to those described for the synthesis of example 105. LC-MS: 416.3 (M+H)⁺.

5 Example 138

Isopropyl

{4-[(5R)-1-oxo-2-(tetrahydro-2H-pyran-4-yl)-2,7-diazaspiro[4.5]dec-7-yl]phenyl}carbamate

yl]phenyl}carbamate



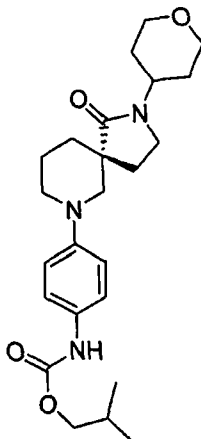
This compound was prepared by using procedures analogous to those described for the synthesis of example 105. LC-MS: 416.2 (M+H)⁺.

Example 139

Isobutyl

{4-[(5R)-1-oxo-2-(tetrahydro-2H-pyran-4-yl)-2,7-diazaspiro[4.5]dec-7-yl]phenyl}carbamate

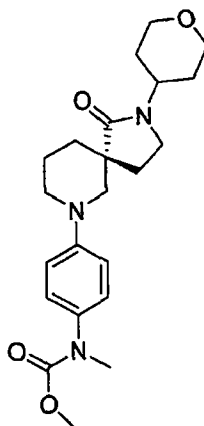
yl]phenyl}carbamate



This compound was prepared by using procedures analogous to those described for the synthesis of example 105. LC-MS: 430.3 (M+H)⁺.

5 **Example 140**

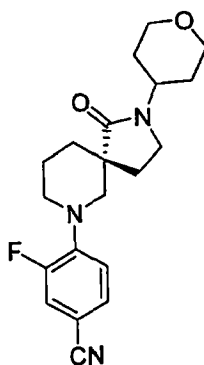
Methyl methyl{4-[(5R)-1-oxo-2-(tetrahydro-2H-pyran-4-yl)-2,7-diazaspiro[4.5]dec-7-yl]phenyl}carbamate



Sodium hydride (1.6 mg, 0.000041 mol) was added to a solution of methyl {4-[(5R)-1-oxo-2-(tetrahydro-2H-pyran-4-yl)-2,7-diazaspiro[4.5]dec-7-yl]phenyl}carbamate (8.0 mg, 0.000021 mol) in tetrahydrofuran (1.0 mL, 0.012 mol) at rt. After stirring for 5 min., methyl iodide (2.6 μ L, 0.000041 mol) was added and the reaction mixture was stirred for 1 h at rt. The crude product was purified by prep- HPLC. LC-MS: 402.3 (M+H)⁺.

15 **Example 141**

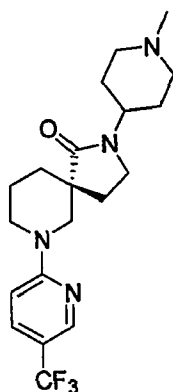
3-Fluoro-4-[(5R)-1-oxo-2-(tetrahydro-2H-pyran-4-yl)-2,7-diazaspiro[4.5]dec-7-yl]benzonitrile



This compound was prepared by using procedures analogous to those described for the synthesis of example 116. LC-MS: 358.2 (M+H)⁺.

5 Example 142

2-(1-Methylpiperidin-4-yl)-7-[5-(trifluoromethyl)pyridin-2-yl]-2,7-diazaspiro[4.5]decan-1-one

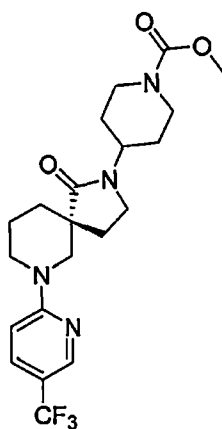


This compound was prepared by using procedures analogous to those described for the synthesis of example 93. LC-MS: 397.2 (M+H)⁺.

10

Example 143

Methyl 4-{1-oxo-7-[5-(trifluoromethyl)pyridin-2-yl]-2,7-diazaspiro[4.5]dec-2-yl}piperidine-1-carboxylate



Step 1. 2-piperidin-4-yl-7-[5-(trifluoromethyl)pyridin-2-yl]-2,7-diazaspiro[4.5]decan-1-one

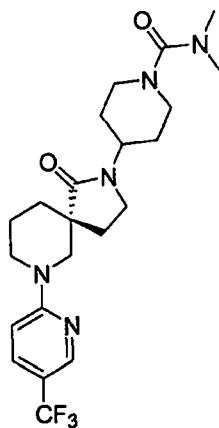
A mixture of tert-butyl 4-(1-oxo-2,7-diazaspiro[4.5]dec-2-yl)piperidine-1-carboxylate (36.0 mg, 0.000107 mol), this compound was prepared by using a procedure that was analogous to that described for the synthesis of example 1, steps 1-5), 2-chloro-5-(trifluoromethyl)pyridine (23 mg, 0.00013 mol) and *N,N*-diisopropylethylamine (0.056 mL, 0.00032 mol) in *N*-methylpyrrolidinone (0.8 mL, 0.008 mol) was irradiated with microwaves to heat the mixture to 180 °C for 20 min. The mixture was diluted with ethyl acetate and washed with water and brine, dried over sodium sulfate, filtered and concentrated to afford the desired Boc-protected product. LC-MS: 483.2 (M+H)⁺. The residue was treated with 4 N HCl in dioxane to afford the de-Boc product. LC-MS: 383.2 (M+H)⁺.

Step 2. Methyl 4-{1-oxo-7-[5-(trifluoromethyl)pyridin-2-yl]-2,7-diazaspiro[4.5]dec-2-yl}piperidine-1-carboxylate

Methyl chloroformate (4.4 µL, 0.000057 mol) was added to a solution of 2-piperidin-4-yl-7-[5-(trifluoromethyl)pyridin-2-yl]-2,7-diazaspiro[4.5]decan-1-one (18.3 mg, 0.0000478 mol) and *N,N*-diisopropylethylamine (27 µL, 0.00016 mol) in methylene chloride (1.0 mL, 0.016 mol); and the mixture was stirred for 0.5 h. The volatiles were removed *in-vacuo* and the product was purified by prep-HPLC. LC-MS: 441.2 (M+H)⁺.

Example 144

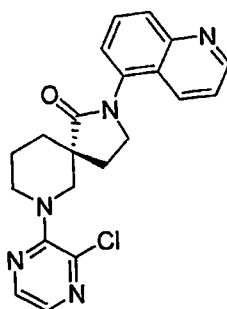
***N,N*-Dimethyl-4-{1-oxo-7-[5-(trifluoromethyl)pyridin-2-yl]-2,7-diazaspiro[4.5]dec-2-yl}piperidine-1-carboxamide**



This compound was prepared by using procedures analogous to those described for the synthesis of example 143. LC-MS: 454.2 (M+H)⁺.

Example 145

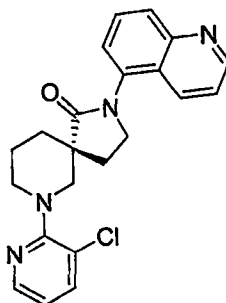
7-(3-Chloropyrazin-2-yl)-2-quinolin-5-yl-2,7-diazaspiro[4.5]decan-1-one



This compound was prepared by using procedures analogous to those described for the synthesis of example 93. LC-MS: 394.2 (M+H)⁺.

5 Example 146

7-(3-Chloropyridin-2-yl)-2-quinolin-5-yl-2,7-diazaspiro[4.5]decan-1-one

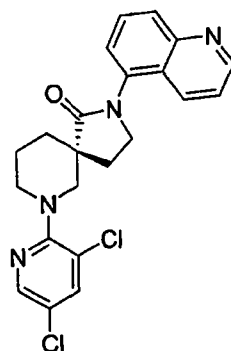


This compound was prepared by using procedures analogous to those described for the synthesis of example 93. LC-MS: 393.2 (M+H)⁺.

10

Example 147

7-(3,5-Dichloropyridin-2-yl)-2-quinolin-5-yl-2,7-diazaspiro[4.5]decan-1-one

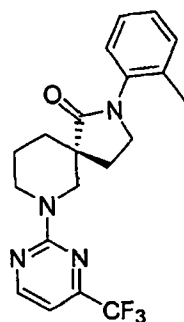


This compound was prepared by using procedures analogous to those described for the synthesis of example 93. LC-MS: 427.2 (M+H)⁺.

15

Example 148

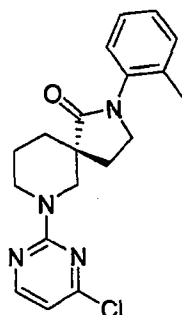
2-(2-Methylphenyl)-7-[4-(trifluoromethyl)pyrimidin-2-yl]-2,7-diazaspiro[4.5]decan-1-one



This compound was prepared by using procedures analogous to those described for the synthesis of example 93. LC-MS: 391.2 (M+H)⁺.

5 Example 149

7-(4-Chloropyrimidin-2-yl)-2-(2-methylphenyl)-2,7-diazaspiro[4.5]decan-1-one

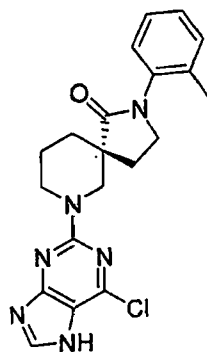


This compound was prepared by using procedures analogous to those described for the synthesis of example 93. LC-MS: 357.2 (M+H)⁺.

10

Example 150

7-(6-Chloro-7H-purin-2-yl)-2-(2-methylphenyl)-2,7-diazaspiro[4.5]decan-1-one

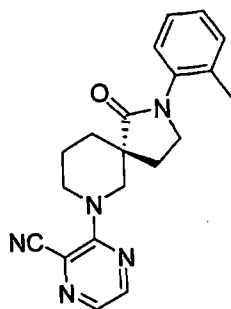


This compound was prepared by using procedures analogous to those described for the synthesis of example 93. LC-MS: 397.2 (M+H)⁺.

15

Example 151

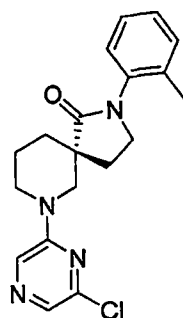
3-[2-(2-Methylphenyl)-1-oxo-2,7-diazaspiro[4.5]dec-7-yl]pyrazine-2-carbonitrile



This compound was prepared by using procedures analogous to those described for the synthesis of example 93. LC-MS: 348.2 (M+H)⁺.

5 Example 152

7-(6-Chloropyrazin-2-yl)-2-(2-methylphenyl)-2,7-diazaspiro[4.5]decan-1-one

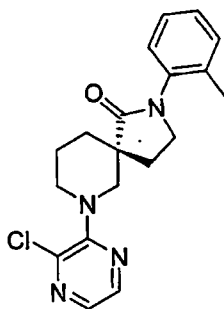


This compound was prepared by using procedures analogous to those described for the synthesis of example 93. LC-MS: 357.2 (M+H)⁺.

10

Example 153

7-(3-Chloropyrazin-2-yl)-2-(2-methylphenyl)-2,7-diazaspiro[4.5]decan-1-one

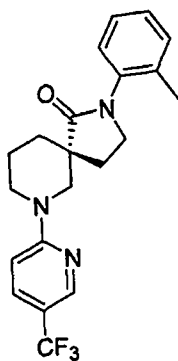


This compound was prepared by using procedures analogous to those described for the synthesis of example 93. LC-MS: 357.2 (M+H)⁺.

15

Example 154

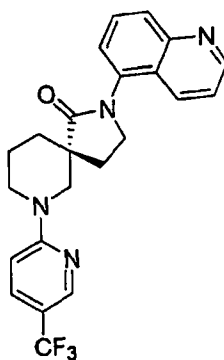
2-(2-Methylphenyl)-7-[5-(trifluoromethyl)pyridin-2-yl]-2,7-diazaspiro[4.5]decan-1-one



This compound was prepared by using procedures analogous to those described for the synthesis of example 93. LC-MS: 390.2 (M+H)⁺.

5 **Example 155**

2-Quinolin-5-yl-7-[5-(trifluoromethyl)pyridin-2-yl]-2,7-diazaspiro[4.5]decan-1-one

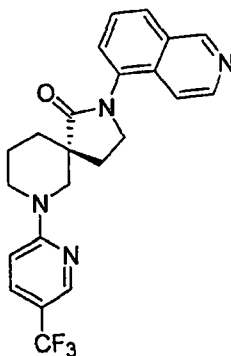


This compound was prepared by using procedures analogous to those described for the synthesis of example 93. LC-MS: 427.2 (M+H)⁺.

10

Example 156

2-Isoquinolin-5-yl-7-[5-(trifluoromethyl)pyridin-2-yl]-2,7-diazaspiro[4.5]decan-1-one

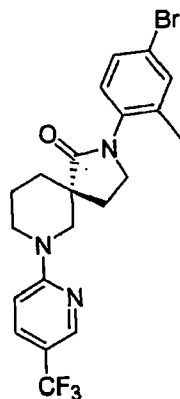


This compound was prepared by using procedures analogous to those described for the synthesis of example 93. LC-MS: 427.2 (M+H)⁺.

15

Example 157

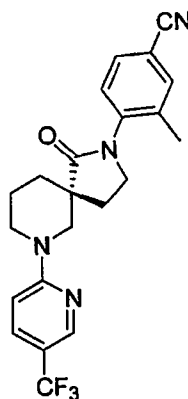
2-(4-Bromo-2-methylphenyl)-7-[5-(trifluoromethyl)pyridin-2-yl]-2,7-diazaspiro[4.5]decan-1-one



This compound was prepared by using procedures analogous to those described for the synthesis of example 93. LC-MS: 468.1/470.1 (M+H)⁺.

Example 158

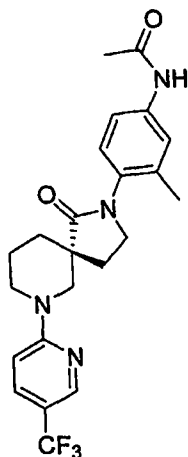
3-Methyl-4-{1-oxo-7-[5-(trifluoromethyl)pyridin-2-yl]-2,7-diazaspiro[4.5]dec-2-yl}benzonitrile



A mixture of 2-(4-bromo-2-methylphenyl)-7-[5-(trifluoromethyl)pyridin-2-yl]-2,7-diazaspiro[4.5]decan-1-one (63.6 mg, 0.000136 mol), zinc cyanide (32 mg, 0.00027 mol), potassium carbonate (0.056 g, 0.00041 mol) and tetrakis(triphenylphosphine) palladium(0) (8 mg, 0.000007 mol) in *N,N*-dimethylformamide (0.5 mL, 0.006 mol) was stirred at 100 °C for 2 days. The reaction mixture was cooled to ambient temperature and purified by prep-HPLC (under PH ~ 10) to afford the desired product. LC-MS: 415.2 (M+H)⁺.

Example 159

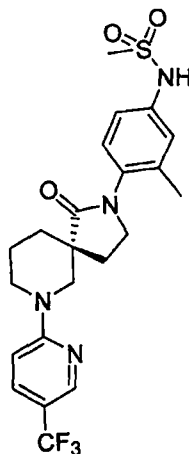
N-(3-Methyl-4-{1-oxo-7-[5-(trifluoromethyl)pyridin-2-yl]-2,7-diazaspiro[4.5]dec-2-yl}phenyl)acetamide



To a solution of 2-(4-bromo-2-methylphenyl)-7-[5-(trifluoromethyl)pyridin-2-yl]-2,7-diazaspiro[4.5]decan-1-one (38.1 mg, 0.0000814 mol), in 1,4-dioxane (0.5 mL, 0.006 mol) was added (1S,2S)-*N,N'*-dimethylcyclohexane-1,2-diamine (2.3 mg, 0.000016 mol), copper(I) iodide (1.6 mg, 0.0000081 mol), acetamide (9.6 mg, 0.00016 mol), and potassium carbonate (23.6 mg, 0.000171 mol) and the mixture was stirred at 100 °C overnight. The product was purified by prep-HPLC. LC-MS: 447.2 (M+H)⁺.

Example 160

10 N-(3-Methyl-4-{1-oxo-7-[5-(trifluoromethyl)pyridin-2-yl]-2,7-diazaspiro[4.5]dec-2-yl}phenyl)methanesulfonamide

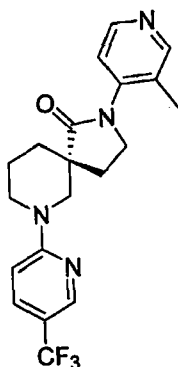


This compound was prepared by using procedures analogous to those described for the synthesis of example 159. LC-MS: 483.2 (M+H)⁺.

15

Example 161

2-(3-Methylpyridin-4-yl)-7-[5-(trifluoromethyl)pyridin-2-yl]-2,7-diazaspiro[4.5]decan-1-one



Step 1. 1-tert-butyl 3-ethyl 3-[2-(tritylamino)ethyl]piperidine-1,3-dicarboxylate

Tritylamine (180 mg, 0.00068 mol) was added to a solution of 1-tert-butyl 3-ethyl 3-(2-oxoethyl)piperidine-1,3-dicarboxylate (0.170 g, 0.000568 mol, this was prepared by using procedures analogous to that described for the synthesis of example 1, steps 1-2) in 1,2-dichloroethane (4.0 mL, 0.051 mol) and followed by sodium triacetoxyborohydride (0.36 g, 0.0017 mol) and the mixture was stirred overnight. The mixture was poured into pre-cooled water, and extracted with ethyl acetate. The organic layer was separated, dried (NaSO₄), and concentrated *in-vacuo*. The product was purified by CombiFlash eluting with hexane/EtOAc (max EtOAc 20%). LC-MS: 543.3 (M+H)⁺; 243.2.

Step 2. 2,7-diazaspiro[4.5]decan-1-one

Trifluoroacetic acid (1.0 mL, 0.013 mol) was added to a solution of 1-tert-butyl 3-ethyl 3-[2-(tritylamino)ethyl]piperidine-1,3-dicarboxylate (0.10 g, 0.00018 mol) in methylene chloride (1.0 mL, 0.016 mol) and the mixture was stirred for 1 h at rt to remove the Boc and trityl groups. Then the solvent was removed under vacuum and to the resultant residue was added 1,4-dioxane (3.0 mL, 0.038 mol) followed by *N,N*-diisopropylethylamine (0.13 mL, 0.00074 mol) and the resultant mixture was stirred at 150 °C (microwave) for 1 h. The solvent from the mixture was removed under vacuum and the crude product was used in the next step without further purification. LC-MS: 155.2 (M+H)⁺.

Step 3. 7-[5-(trifluoromethyl)pyridin-2-yl]-2,7-diazaspiro[4.5]decan-1-one

A mixture of 2,7-diazaspiro[4.5]decan-1-one (50.0 mg, 0.000324 mol), 2-chloro-5-(trifluoromethyl)pyridine (71 mg, 0.00039 mol) and *N,N*-diisopropylethylamine (0.17 mL, 0.00097 mol) in *N*-methylpyrrolidinone (2 mL, 0.02 mol) was irradiated with microwaves at 180 °C for 20 min. The product was purified by prep-HPLC. LC-MS: 300.2 (M+H)⁺.

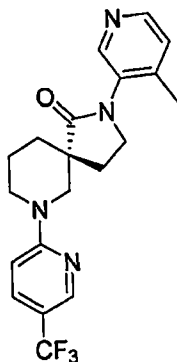
Step 4. 2-(3-methylpyridin-4-yl)-7-[5-(trifluoromethyl)pyridin-2-yl]-2,7-diazaspiro[4.5]decan-1-one

To a solution of 7-[5-(trifluoromethyl)pyridin-2-yl]-2,7-diazaspiro[4.5]decan-1-one (24.4 mg, 0.0000814 mol) in 1,4-dioxane (0.5 mL, 0.006 mol) were added (1*S*,2*S*)-*N,N'*-dimethylcyclohexane-1,2-diamine (2.3 mg, 0.000016 mol), copper(I) iodide (1.6 mg, 0.0000081 mol), 4-bromo-3-methylpyridine (28 mg, 0.00016 mol) and potassium carbonate (23.6 mg, 0.000171 mol); and the

mixture was stirred at 100 °C overnight. The product was purified by prep-HPLC. LC-MS: 391.2 (M+H)⁺.

Example 162

5 (5R)-2-(4-Methylpyridin-3-yl)-7-[5-(trifluoromethyl)pyridin-2-yl]-2,7-diazaspiro[4.5]decan-1-one



Step 1. 1-tert-butyl 3-ethyl 3-{2-[(4-methylpyridin-3-yl)amino]ethyl}piperidine-1,3-dicarboxylate

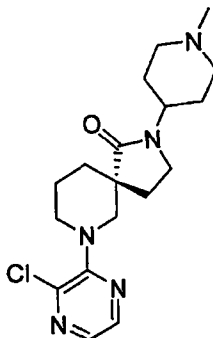
4-methylpyridin-3-amine (36.0 mg, 0.000333 mol) was added to a solution of 1-tert-butyl 3-ethyl 3-(2-oxoethyl)piperidine-1,3-dicarboxylate (0.095 g, 0.00032 mol) in 1,2-dichloroethane (1.9 mL, 0.025 mol) and followed by sodium triacetoxyborohydride (0.20 g, 0.00095 mol) and the mixture was stirred for 24 h. The mixture was poured into pre-cooled water, extracted with ethyl acetate. The organic layer was separated, dried and concentrated. The product was purified by CombiFlash using CH₂Cl₂/EtOAc (max EtOAc 50%). LC-MS: 392.3 (M+H)⁺.

Step 2. ethyl 3-{2-[(4-methylpyridin-3-yl)amino]ethyl}piperidine-3-carboxylate trihydrochloride

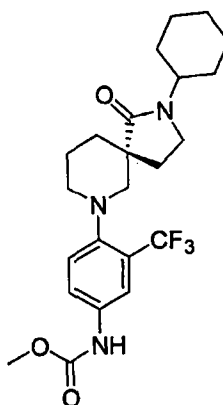
Hydrogen chloride in 1,4-dioxane (4.0 M, 2.0 mL) was added to a solution of 1-tert-butyl 3-ethyl 3-{2-[(4-methylpyridin-3-yl)amino]ethyl}piperidine-1,3-dicarboxylate (0.036 g, 0.000092 mol) in ethyl acetate (0.5 mL) and the mixture was stirred for 2 h. Then the solvent was removed *in-vacuo* to afford the product. LC-MS: 292.3 (M+H)⁺.

Step 3. (5R)-2-(4-methylpyridin-3-yl)-7-[5-(trifluoromethyl)pyridin-2-yl]-2,7-diazaspiro[4.5]decan-1-one

A mixture of ethyl 3-{2-[(4-methylpyridin-3-yl)amino]ethyl}piperidine-3-carboxylate trihydrochloride (42.8 mg, 0.000107 mol), 2-chloro-5-(trifluoromethyl)pyridine (23 mg, 0.00013 mol) and N,N-diisopropylethylamine (0.056 mL, 0.00032 mol) in N-methylpyrrolidinone (0.8 mL, 0.008 mol) was irradiated with microwaves to 180 °C for 20 min. Sodium hydride (30.0 mg) was then added to the above solution and the mixture was stirred overnight. The product was purified by prep-HPLC. LC-MS: 391.2 (M+H)⁺.

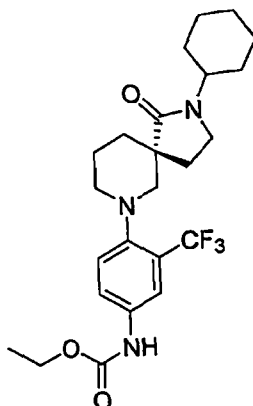
Example 163**7-(3-Chloropyrazin-2-yl)-2-(1-methylpiperidin-4-yl)-2,7-diazaspiro[4.5]decan-1-one**

This compound was prepared by using procedures analogous to those described for the synthesis of example 93. LC-MS: 364.1 (M+H)⁺.

Example 164**Methyl****(trifluoromethyl)phenyl]carbamate****[4-[(5R)-2-cyclohexyl-1-oxo-2,7-diazaspiro[4.5]dec-7-yl]-3-**

This compound was prepared by using procedures analogous to those described for the synthesis of example 105. LC-MS: 454.2 (M+H)⁺.

Example 165**Ethyl****(trifluoromethyl)phenyl]carbamate****[4-[(5R)-2-cyclohexyl-1-oxo-2,7-diazaspiro[4.5]dec-7-yl]-3-**



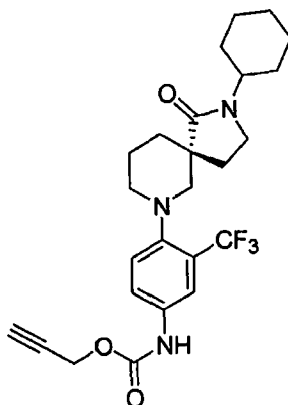
This compound was prepared by using procedures analogous to those described for the synthesis of example 105. LC-MS: 468.2 (M+H)⁺.

5 **Example 166**

Prop-2-yn-1-yl

[4-[(5R)-2-cyclohexyl-1-oxo-2,7-diazaspiro[4.5]dec-7-yl]-3-

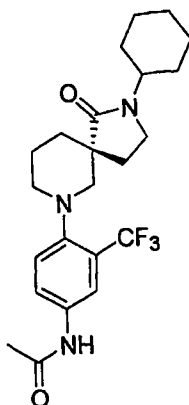
(trifluoromethyl)phenyl]carbamate



10 This compound was prepared by using procedures analogous to those described for the synthesis of example 105. LC-MS: 478.1 (M+H)⁺.

Example 167

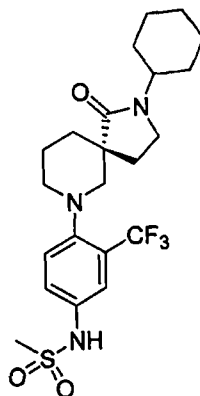
N-[4-[(5R)-2-Cyclohexyl-1-oxo-2,7-diazaspiro[4.5]dec-7-yl]-3-(trifluoromethyl)phenyl]acetamide



This compound was prepared by using procedures analogous to those described for the synthesis of example 105. LC-MS: 438.1 (M+H)⁺.

5 **Example 168**

N-[4-[(5R)-2-Cyclohexyl-1-oxo-2,7-diazaspiro[4.5]dec-7-yl]-3-(trifluoromethyl)phenyl]methanesulfonamide

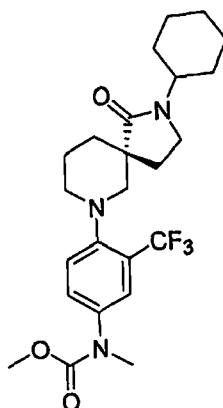


10 This compound was prepared by using procedures analogous to those described for the synthesis of example 105. LC-MS: 474.1 (M+H)⁺.

Example 169

Methyl

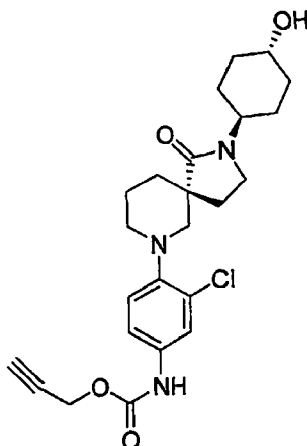
methyl[4-[(5R)-2-cyclohexyl-1-oxo-2,7-diazaspiro[4.5]dec-7-yl]-3-(trifluoromethyl)phenyl]carbamate



This compound was prepared by using procedures analogous to those described for the synthesis of example 105. LC-MS: 468.1 (M+H)⁺.

5 Example 170

Prop-2-yn-1-yl {5-chloro-6-[(5R)-2-(trans-4-hydroxycyclohexyl)-1-oxo-2,7-diazaspiro[4.5]dec-7-yl]pyridin-3-yl}carbamate

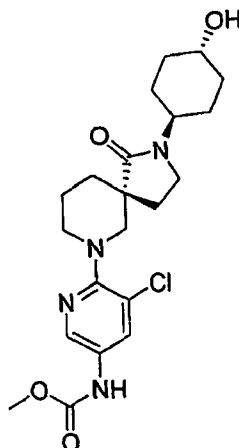


10 This compound was prepared by using procedures analogous to those described for the synthesis of example 105. LC-MS: 461.1 (M+H)⁺.

Example 171

Methyl {5-chloro-6-[(5R)-2-(trans-4-hydroxycyclohexyl)-1-oxo-2,7-diazaspiro[4.5]dec-7-yl]pyridin-3-yl}carbamate

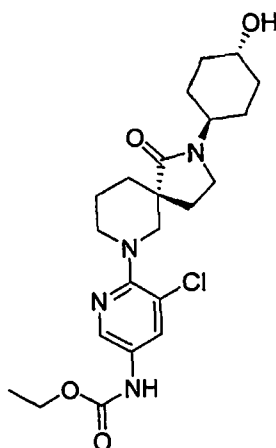
15



This compound was prepared by using procedures analogous to those described for the synthesis of example 105. LC-MS: 437.1 (M+H)⁺.

5 Example 172

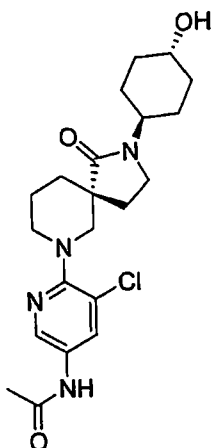
Ethyl {5-chloro-6-[(5R)-2-(trans-4-hydroxycyclohexyl)-1-oxo-2,7-diazaspiro[4.5]dec-7-yl]pyridin-3-yl}carbamate



This compound was prepared by using procedures analogous to those described for the synthesis of example 105. LC-MS: 450.1 (M+H)⁺.

Example 173

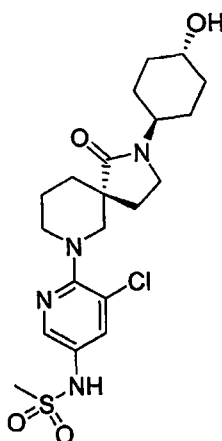
N-{5-Chloro-6-[(5R)-2-(trans-4-hydroxycyclohexyl)-1-oxo-2,7-diazaspiro[4.5]dec-7-yl]pyridin-3-yl}acetamide



This compound was prepared by using procedures analogous to those described for the synthesis of example 105. LC-MS: 421.1 (M+H)⁺.

5 Example 174

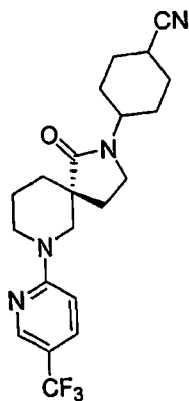
N-{5-Chloro-6-[(5R)-2-(trans-4-hydroxycyclohexyl)-1-oxo-2,7-diazaspiro[4.5]dec-7-yl]pyridin-3-yl}methanesulfonamide



This compound was prepared by using procedures analogous to those described for the synthesis of example 105. LC-MS: 457.2 (M+H)⁺.

Example 175

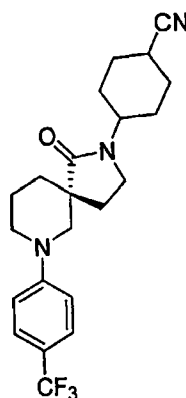
4-{1-Oxo-7-[5-(trifluoromethyl)pyridin-2-yl]-2,7-diazaspiro[4.5]dec-2-yl}cyclohexanecarbonitrile



This compound was prepared by using procedures analogous to those described for the synthesis of example 93. LC-MS: 407.2 (M+H)⁺.

5 Example 176

4-{1-Oxo-7-[4-(trifluoromethyl)phenyl]-2,7-diazaspiro[4.5]dec-2-yl}cyclohexanecarbonitrile

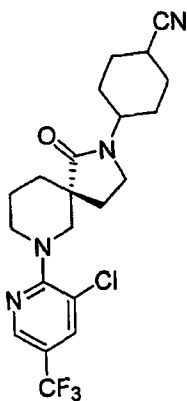


This compound was prepared by using procedures analogous to those described for the synthesis of example 93. LC-MS: 406.2 (M+H)⁺.

10

Example 177

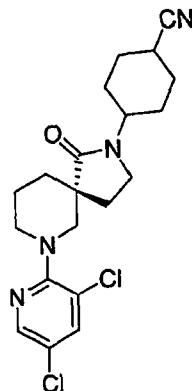
4-{7-[3-Chloro-5-(trifluoromethyl)pyridin-2-yl]-1-oxo-2,7-diazaspiro[4.5]dec-2-yl}cyclohexanecarbonitrile



This compound was prepared by using procedures analogous to those described for the synthesis of example 93. LC-MS: 441.2 (M+H)⁺.

5 **Example 178**

4-[7-(3,5-Dichloropyridin-2-yl)-1-oxo-2,7-diazaspiro[4.5]dec-2-yl]cyclohexanecarbonitrile

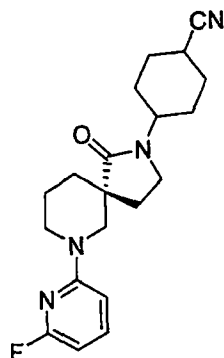


This compound was prepared by using procedures analogous to those described for the synthesis of example 93. LC-MS: 407.2/409.2 (M+H)⁺.

10

Example 179

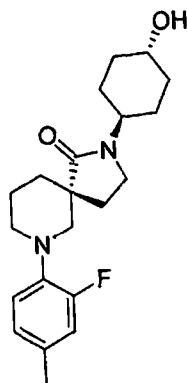
4-[7-(6-Fluoropyridin-2-yl)-1-oxo-2,7-diazaspiro[4.5]dec-2-yl]cyclohexanecarbonitrile



This compound was prepared by using procedures analogous to those described for the synthesis of example 93. LC-MS: 357.1 (M+H)⁺.

Example 180

5 (5R)-7-(2-Fluoro-4-methylphenyl)-2-(trans-4-hydroxycyclohexyl)-2,7-diazaspiro[4.5]decan-1-one
one

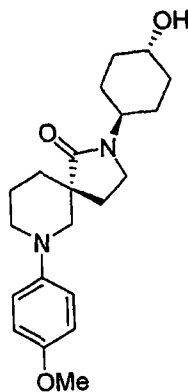


A mixture of (5R)-2-(trans-4-hydroxycyclohexyl)-2,7-diazaspiro[4.5]decan-1-one (20 mg, 0.00007 mol, this compound was prepared by using procedures analogous to those described in
10 example 1, steps 1-5), 4-methyl-2-fluoro-1-iodobenzene (21 mg, 0.00009 mol), sodium *tert*-butoxide (9.98 mg, 0.000104 mol), 1,4,7,10,13,16-hexaoxacyclooctadecane (27.4 mg, 0.000104 mol), 2-(di-*tert*-butylphosphino)biphenyl (0.8 mg, 0.000003 mol), tris(dibenzylideneacetone)dipalladium(0) (1 mg, 0.000001 mol), in *tert*-butyl alcohol (1.0 mL, 0.010 mol) was stirred at rt for 18. The crude product was purified by prep-HPLC to afford the desired product. . LC-MS: 361.1 (M+H)⁺.

15

Example 181

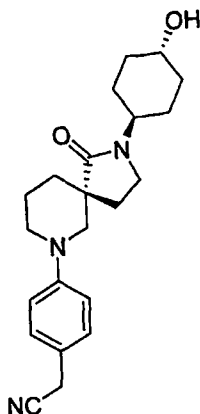
(5R)-2-(trans-4-Hydroxycyclohexyl)-7-(4-methoxyphenyl)-2,7-diazaspiro[4.5]decan-1-one



This compound was prepared by using procedures analogous to those described for the
20 synthesis of example 180. LC-MS: 359.1 (M+H)⁺.

Example 182

{4-[(5*R*)-2-(*trans*-4-Hydroxycyclohexyl)-1-oxo-2,7-diazaspiro[4.5]dec-7-yl]phenyl}acetonitrile

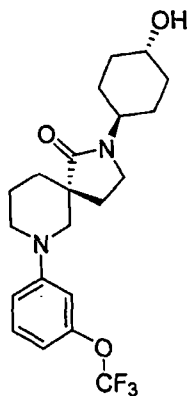


This compound was prepared by using procedures analogous to those described for the synthesis of example 180. LC-MS: 368.1 (M+H)⁺.

5

Example 183

(5*R*)-2-(*trans*-4-Hydroxycyclohexyl)-7-[3-(trifluoromethoxy)phenyl]-2,7-diazaspiro[4.5]decan-1-one



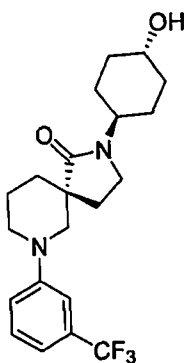
10

This compound was prepared by using procedures analogous to those described for the synthesis of example 180. LC-MS: 413.1 (M+H)⁺.

Example 184

(5*R*)-2-(*trans*-4-Hydroxycyclohexyl)-7-[3-(trifluoromethyl)phenyl]-2,7-diazaspiro[4.5]decan-1-one

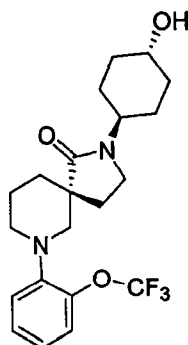
15



This compound was prepared by using procedures analogous to those described for the synthesis of example 180. LC-MS: 397.1 (M+H)⁺.

5 Example 185

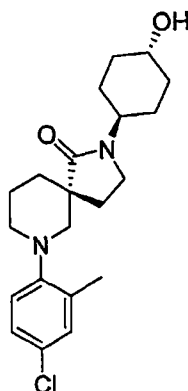
(5R)-2-(*trans*-4-Hydroxycyclohexyl)-7-[2-(trifluoromethoxy)phenyl]-2,7-diazaspiro[4.5]decan-1-one



This compound was prepared by using procedures analogous to those described for the synthesis of example 180. LC-MS: 413.1 (M+H)⁺.

Example 186

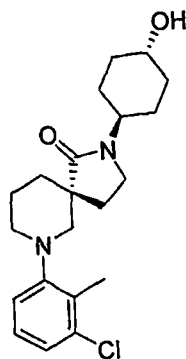
(5R)-7-(4-Chloro-2-methylphenyl)-2-(*trans*-4-hydroxycyclohexyl)-2,7-diazaspiro[4.5]decan-1-one



This compound was prepared by using procedures analogous to those described for the synthesis of example 180. LC-MS: 377.1 (M+H)⁺.

Example 187

5 (5R)-7-(3-Chloro-2-methylphenyl)-2-(trans-4-hydroxycyclohexyl)-2,7-diazaspiro[4.5]decan-1-one

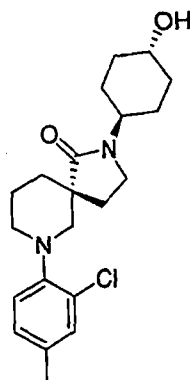


This compound was prepared by using procedures analogous to those described for the synthesis of example 180. LC-MS: 377.1 (M+H)⁺.

10

Example 188

(5R)-7-(2-Chloro-4-methylphenyl)-2-(trans-4-hydroxycyclohexyl)-2,7-diazaspiro[4.5]decan-1-one



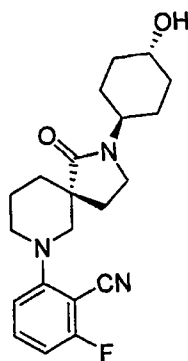
15

A mixture of (5R)-2-(trans-4-hydroxycyclohexyl)-2,7-diazaspiro[4.5]decan-1-one (20 mg, 0.00007 mol), this compound was prepared by using procedures analogous to those described in example 1, steps 1-5), 2,4-dichloriodobenzene (22.7 mg, 0.0000831 mol), potassium carbonate (20.1 mg, 0.000145 mol), copper(I) iodide (0.6 mg, 0.000003 mol), and (1S,2S)-cyclohexane-1,2-diol (16.1 mg, 0.000138 mol) in tert-butyl alcohol (1.0 mL, 0.010 mol) was heated at 100 °C for 18 h. The

20

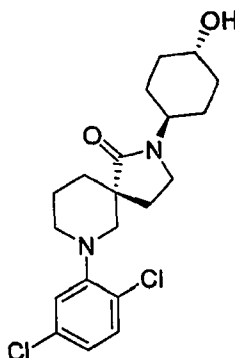
crude product was purified by prep-HPLC to afford the desired product. LC-MS: 377.1 (M+H)⁺.

Example 189

2-Fluoro-6-[(5R)-2-(trans-4-hydroxycyclohexyl)-1-oxo-2,7-diazaspiro[4.5]dec-7-yl]benzonitrile

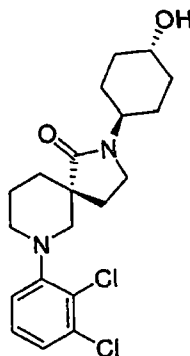
This compound was prepared by using procedures analogous to those described for the synthesis of example 188. LC-MS: 372.1 (M+H)⁺.

5

Example 190**(5R)-7-(2,5-Dichlorophenyl)-2-(trans-4-hydroxycyclohexyl)-2,7-diazaspiro[4.5]decan-1-one**

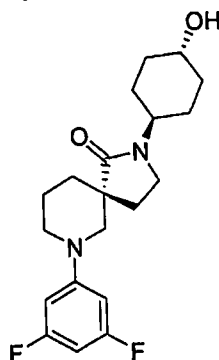
This compound was prepared by using procedures analogous to those described for the synthesis of example 188. LC-MS: 397.2/399.2 (M+H)⁺.

10

Example 191**(5R)-7-(2,3-Dichlorophenyl)-2-(trans-4-hydroxycyclohexyl)-2,7-diazaspiro[4.5]decan-1-one**

15

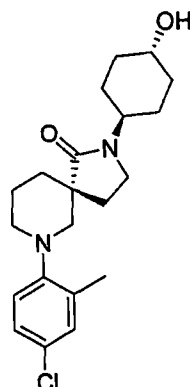
This compound was prepared by using procedures analogous to those described for the synthesis of example 188. LC-MS: 397.2/399.2 (M+H)⁺.

Example 192**(5R)-7-(3,5-Difluorophenyl)-2-(trans-4-hydroxycyclohexyl)-2,7-diazaspiro[4.5]decan-1-one**

5 This compound was prepared by using procedures analogous to those described for the synthesis of example 188. LC-MS: 365.1 (M+H)⁺.

Example 193**(5R)-7-(4-Chloro-2-methylphenyl)-2-(trans-4-hydroxycyclohexyl)-2,7-diazaspiro[4.5]decan-1-**

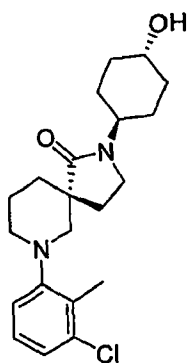
10 one



This compound was prepared by using procedures analogous to those described for the synthesis of example 188. LC-MS: 377.1 (M+H)⁺.

15 **Example 194**

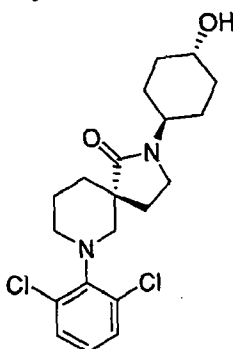
(5R)-7-(3-Chloro-2-methylphenyl)-2-(trans-4-hydroxycyclohexyl)-2,7-diazaspiro[4.5]decan-1-one



This compound was prepared by using procedures analogous to those described for the synthesis of example 188. LC-MS: 377.1 (M+H)⁺.

5 **Example 195**

(5R)-7-(2,6-Dichlorophenyl)-2-(trans-4-hydroxycyclohexyl)-2,7-diazaspiro[4.5]decan-1-one

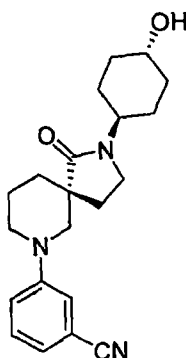


This compound was prepared by using procedures analogous to those described for the synthesis of example 188. LC-MS: 397.2/399.2 (M+H)⁺.

10

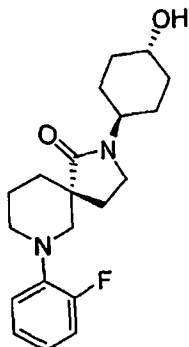
Example 196

3-[(5R)-2-(trans-4-Hydroxycyclohexyl)-1-oxo-2,7-diazaspiro[4.5]dec-7-yl]benzonitrile

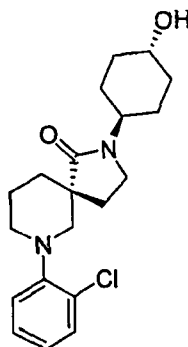


This compound was prepared by using procedures analogous to those described for the synthesis of example 188. LC-MS: 354.2 (M+H)⁺.

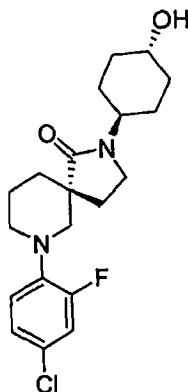
15

Example 197**(5R)-7-(2-Fluorophenyl)-2-(trans-4-hydroxycyclohexyl)-2,7-diazaspiro[4.5]decan-1-one**

This compound was prepared by using procedures analogous to those described for the
5 synthesis of example 180. LC-MS: 347.1 (M+H)⁺.

Example 198**(5R)-7-(2-Chlorophenyl)-2-(trans-4-hydroxycyclohexyl)-2,7-diazaspiro[4.5]decan-1-one**

10 This compound was prepared by using procedures analogous to those described for the
synthesis of example 180. LC-MS: 363.1 (M+H)⁺.

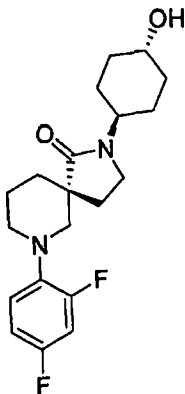
Example 199**(5R)-7-(4-Chloro-2-fluorophenyl)-2-(trans-4-hydroxycyclohexyl)-2,7-diazaspiro[4.5]decan-1-one**

15

This compound was prepared by using procedures analogous to those described for the synthesis of example 180. LC-MS: 381.1 (M+H)⁺.

Example 200

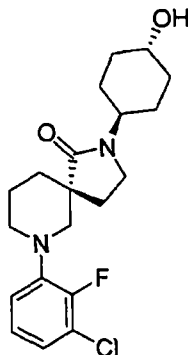
- 5 (5R)-7-(2,4-Difluorophenyl)-2-(trans-4-hydroxycyclohexyl)-2,7-diazaspiro[4.5]decan-1-one



This compound was prepared by using procedures analogous to those described for the synthesis of example 180. LC-MS: 365.1 (M+H)⁺.

10 **Example 201**

- (5R)-7-(3-Chloro-2-fluorophenyl)-2-(trans-4-hydroxycyclohexyl)-2,7-diazaspiro[4.5]decan-1-one

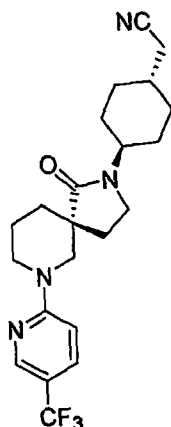


This compound was prepared by using procedures analogous to those described for the synthesis of example 180. LC-MS: 381.1 (M+H)⁺.

15

Example 202

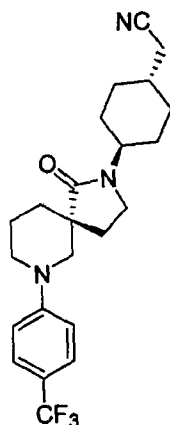
- (trans-4-{1-Oxo-7-[5-(trifluoromethyl)pyridin-2-yl]-2,7-diazaspiro[4.5]dec-2-yl}cyclohexyl)acetonitrile



This compound was prepared by using procedures analogous to those described for the synthesis of example 93. LC-MS: 421.1 (M+H)⁺.

5 **Example 203**

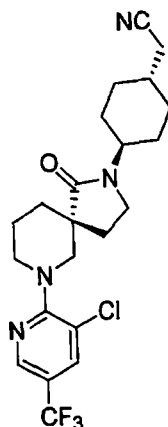
(*trans*-4-{1-Oxo-7-[4-(trifluoromethyl)phenyl]-2,7-diazaspiro[4.5]dec-2-yl}cyclohexyl)acetonitrile



10 This compound was prepared by using procedures analogous to those described for the synthesis of example 93. LC-MS: 420.1 (M+H)⁺.

Example 204

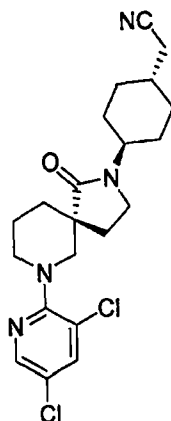
(*trans*-4-{7-[3-Chloro-5-(trifluoromethyl)pyridin-2-yl]-1-oxo-2,7-diazaspiro[4.5]dec-2-yl}cyclohexyl)acetonitrile



This compound was prepared by using procedures analogous to those described for the synthesis of example 93. LC-MS: 455.1 (M+H)⁺.

5 **Example 205**

{trans-4-[7-(3,5-Dichloropyridin-2-yl)-1-oxo-2,7-diazaspiro[4.5]dec-2-yl]cyclohexyl}acetonitrile

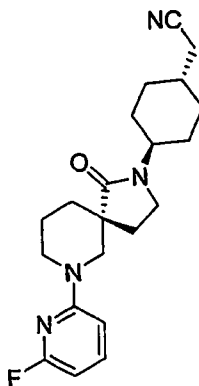


This compound was prepared by using procedures analogous to those described for the synthesis of example 93. LC-MS: 421.1 (M+H)⁺.

10

Example 206

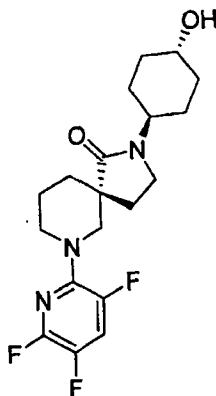
{trans-4-[7-(6-Fluoropyridin-2-yl)-1-oxo-2,7-diazaspiro[4.5]dec-2-yl]cyclohexyl}acetonitrile



This compound was prepared by using procedures analogous to those described for the synthesis of example 93. LC-MS: 371.1 (M+H)⁺.

Example 207

5 (5R)-2-(*trans*-4-Hydroxycyclohexyl)-7-(3,5,6-trifluoropyridin-2-yl)-2,7-diazaspiro[4.5]decan-1-one

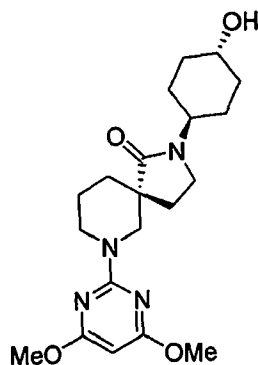


This compound was prepared by using procedures analogous to those described for the synthesis of example 93. LC-MS: 384.1 (M+H)⁺.

10

Example 208

(5R)-7-(4,6-Dimethoxypyrimidin-2-yl)-2-(*trans*-4-hydroxycyclohexyl)-2,7-diazaspiro[4.5]decan-1-one

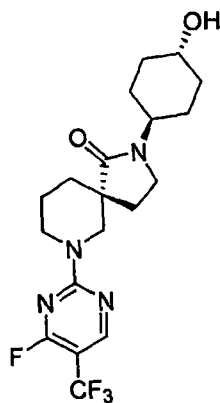


15

This compound was prepared by using procedures analogous to those described for the synthesis of example 93. LC-MS: 391.1 (M+H)⁺.

Example 209

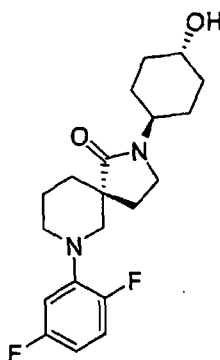
20 (5R)-7-[4-Fluoro-5-(trifluoromethyl)pyrimidin-2-yl]-2-(*trans*-4-hydroxycyclohexyl)-2,7-diazaspiro[4.5]decan-1-one



This compound was prepared by using procedures analogous to those described for the synthesis of example 93. LC-MS: 417.1 (M+H)⁺.

5 Example 210

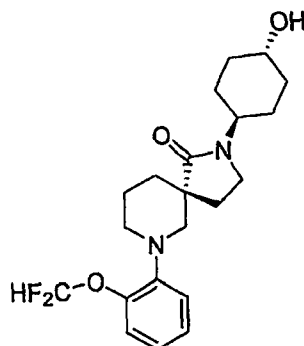
(5R)-7-(2,5-Difluorophenyl)-2-(trans-4-hydroxycyclohexyl)-2,7-diazaspiro[4.5]decan-1-one



This compound was prepared by using procedures analogous to those described for the synthesis of example 180. LC-MS: 365.1 (M+H)⁺.

Example 211

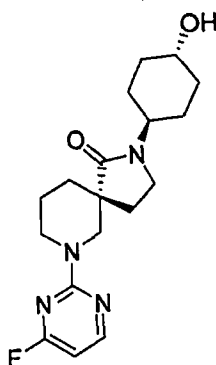
(5R)-7-[2-(Difluoromethoxy)phenyl]-2-(trans-4-hydroxycyclohexyl)-2,7-diazaspiro[4.5]decan-1-one



This compound was prepared by using procedures analogous to those described for the synthesis of example 180. LC-MS: 395.1 (M+H)⁺.

Example 212

5 (5R)-7-(4-Fluoropyrimidin-2-yl)-2-(trans-4-hydroxycyclohexyl)-2,7-diazaspiro[4.5]decan-1-one

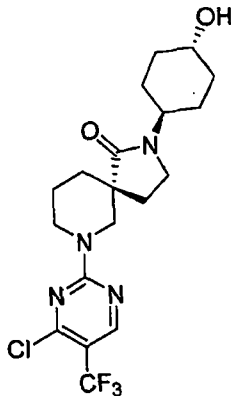


This compound was prepared by using procedures analogous to those described for the synthesis of example 93. LC-MS: 349.1 (M+H)⁺.

10

Example 213

(5R)-7-[4-Chloro-5-(trifluoromethyl)pyrimidin-2-yl]-2-(trans-4-hydroxycyclohexyl)-2,7-diazaspiro[4.5]decan-1-one



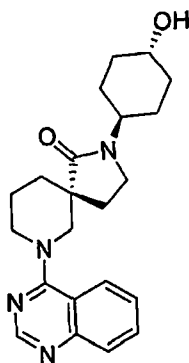
15

This compound was prepared by using procedures analogous to those described for the synthesis of example 93. LC-MS: 433.1 (M+H)⁺.

Example 214

(5R)-2-(trans-4-Hydroxycyclohexyl)-7-quinazolin-4-yl-2,7-diazaspiro[4.5]decan-1-one

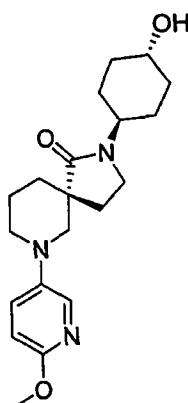
20



This compound was prepared by using procedures analogous to those described for the synthesis of example 93. LC-MS: 381.1 (M+H)⁺.

5 Example 215

(5R)-2-(trans-4-Hydroxycyclohexyl)-7-(6-methoxypyridin-3-yl)-2,7-diazaspiro[4.5]decan-1-one

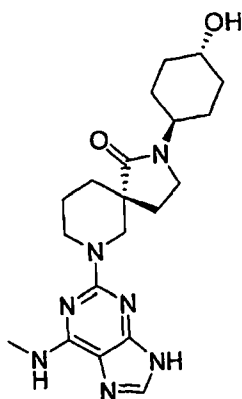


This compound was prepared by using procedures analogous to those described for the synthesis of example 180. LC-MS: 360.1 (M+H)⁺.

10

Example 216

(5R)-2-(trans-4-Hydroxycyclohexyl)-7-[6-(methylamino)-9H-purin-2-yl]-2,7-diazaspiro[4.5]decan-1-one

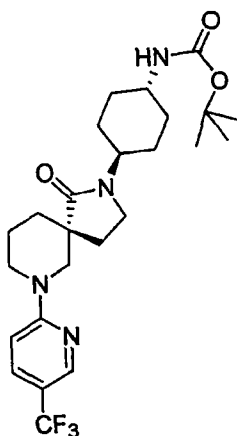


This compound was prepared by using procedures analogous to those described for the synthesis of example 93. LC-MS: 400.1 (M+H)⁺.

5 **Example 217**

tert-Butyl

(*trans*-4-{1-oxo-7-[5-(trifluoromethyl)pyridin-2-yl]-2,7-diazaspiro[4.5]dec-2-yl}cyclohexyl)carbamate

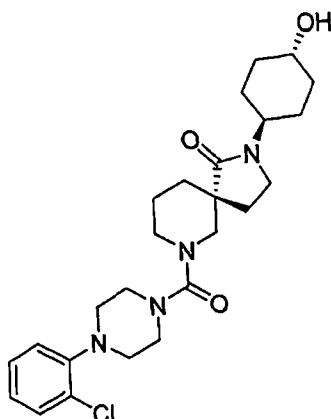


10 This compound was prepared by using procedures analogous to those described for the synthesis of example 93. LC-MS: 497.1 (M+H)⁺.

Example 218-a

7-{[4-(2-Chlorophenyl)piperazin-1-yl]carbonyl}-2-(*trans*-4-hydroxycyclohexyl)-2,7-diazaspiro[4.5]decan-1-one

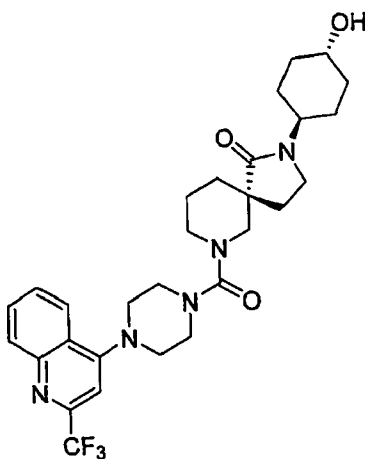
15



This compound was prepared by using procedures analogous to those described for the synthesis of example 48. LC-MS: 475.1 (M+H)⁺.

5 **Example 218-b**

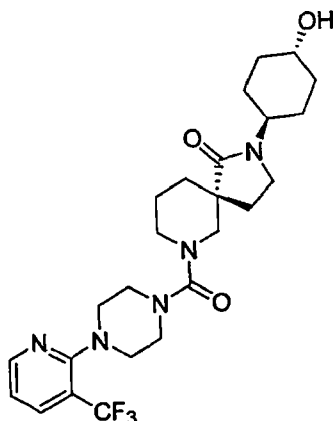
2-(trans-4-Hydroxycyclohexyl)-7-({4-[2-(trifluoromethyl)quinolin-4-yl]piperazin-1-yl}carbonyl)-2,7-diazaspiro[4.5]decan-1-one



10 This compound was prepared by using procedures analogous to those described for the synthesis of example 48. LC-MS: 560.1 (M+H)⁺.

Example 219

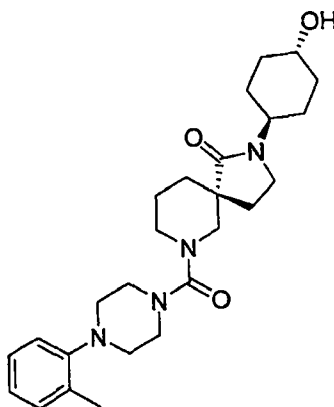
2-(trans-4-Hydroxycyclohexyl)-7-({4-[3-(trifluoromethyl)pyridin-2-yl]piperazin-1-yl}carbonyl)-2,7-diazaspiro[4.5]decan-1-one



This compound was prepared by using procedures analogous to those described for the synthesis of example 48. LC-MS: 510.1 (M+H)⁺.

5 Example 220

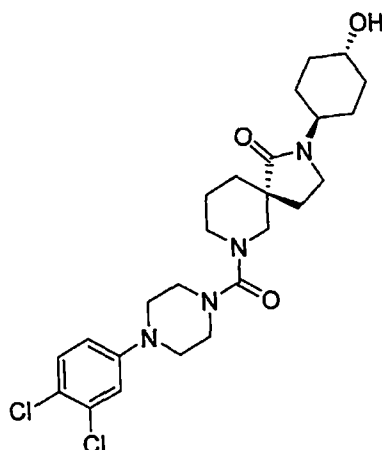
2-(trans-4-Hydroxycyclohexyl)-7-[[4-(2-methylphenyl)piperazin-1-yl]carbonyl]-2,7-diazaspiro[4.5]decan-1-one



10 This compound was prepared by using procedures analogous to those described for the synthesis of example 48. LC-MS: 455.1 (M+H)⁺.

Example 221

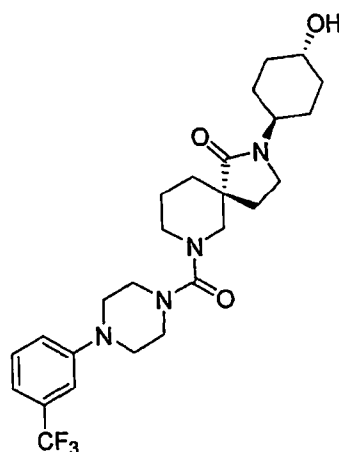
7-[[4-(3,4-Dichlorophenyl)piperazin-1-yl]carbonyl]-2-(trans-4-hydroxycyclohexyl)-2,7-diazaspiro[4.5]decan-1-one



This compound was prepared by using procedures analogous to those described for the synthesis of example 48. LC-MS: 509.1 (M+H)⁺.

5 Example 222

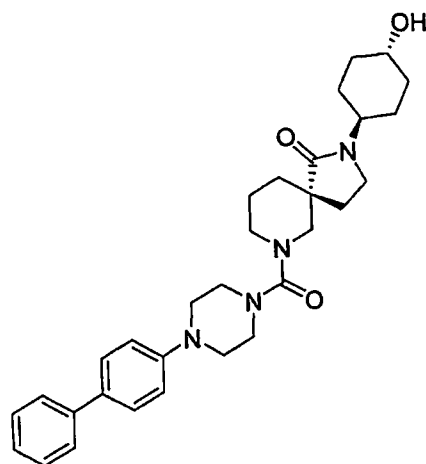
2-(trans-4-Hydroxycyclohexyl)-7-({4-[3-(trifluoromethyl)phenyl]piperazin-1-yl}carbonyl)-2,7-diazaspiro[4.5]decan-1-one



This compound was prepared by using procedures analogous to those described for the synthesis of example 48. LC-MS: 509.1 (M+H)⁺.

Example 223

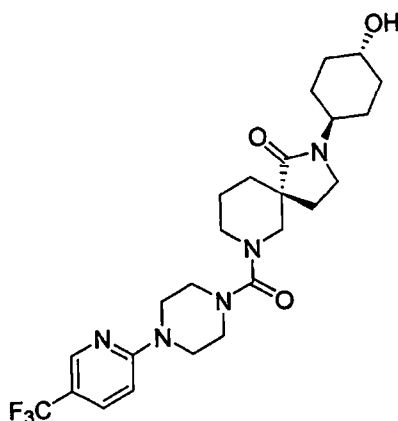
7-[(4-Biphenyl-4-ylpiperazin-1-yl)carbonyl]-2-(trans-4-hydroxycyclohexyl)-2,7-diazaspiro[4.5]decan-1-one



This compound was prepared by using procedures analogous to those described for the synthesis of example 48. LC-MS: 517.1 (M+H)⁺.

5 **Example 224**

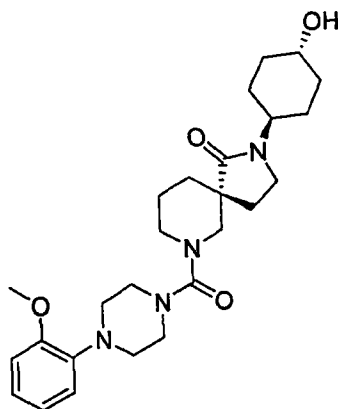
2-(trans-4-Hydroxycyclohexyl)-7-({4-[5-(trifluoromethyl)pyridin-2-yl]piperazin-1-yl}carbonyl)-2,7-diazaspiro[4.5]decan-1-one



10 This compound was prepared by using procedures analogous to those described for the synthesis of example 48. LC-MS: 510.1 (M+H)⁺.

Example 225

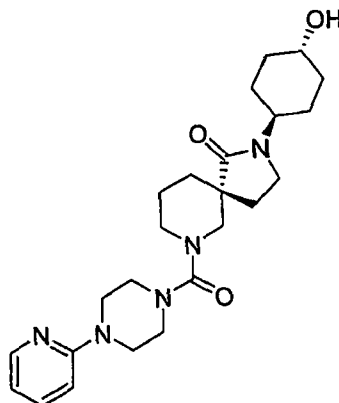
2-(trans-4-Hydroxycyclohexyl)-7-({4-(2-methoxyphenyl)piperazin-1-yl}carbonyl)-2,7-diazaspiro[4.5]decan-1-one



This compound was prepared by using procedures analogous to those described for the synthesis of example 48. LC-MS: 471.1 (M+H)⁺.

5 **Example 226**

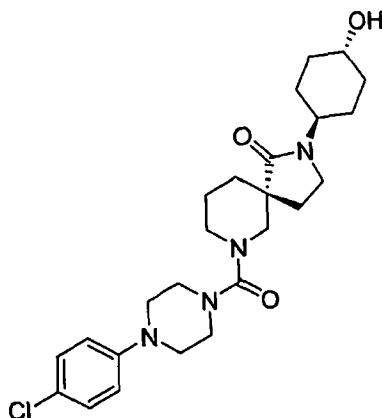
2-(trans-4-Hydroxycyclohexyl)-7-[(4-pyridin-2-ylpiperazin-1-yl)carbonyl]-2,7-diazaspiro[4.5]decan-1-one



10 This compound was prepared by using procedures analogous to those described for the synthesis of example 48. LC-MS: 442.1 (M+H)⁺.

Example 227

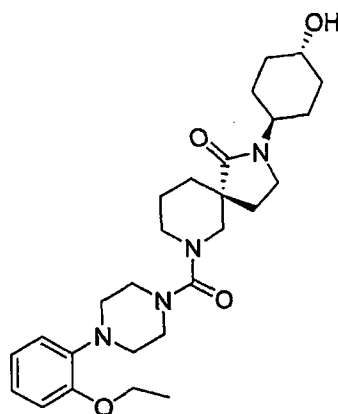
7-[[4-(4-Chlorophenyl)piperazin-1-yl]carbonyl]-2-(trans-4-hydroxycyclohexyl)-2,7-diazaspiro[4.5]decan-1-one



This compound was prepared by using procedures analogous to those described for the synthesis of example 48. LC-MS: 475.1 (M+H)⁺.

5 **Example 228**

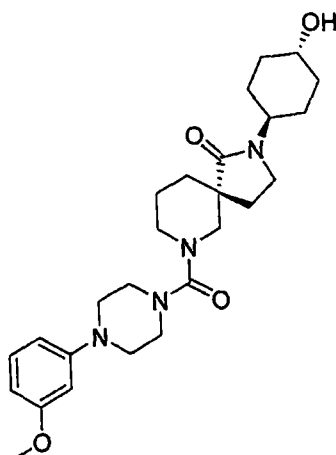
7-[[4-(2-Ethoxyphenyl)piperazin-1-yl]carbonyl]-2-(trans-4-hydroxycyclohexyl)-2,7-diazaspiro[4.5]decan-1-one



10 This compound was prepared by using procedures analogous to those described for the synthesis of example 48. LC-MS: 485.1 (M+H)⁺.

Example 229

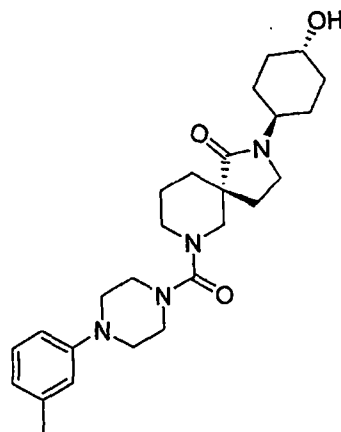
2-(trans-4-Hydroxycyclohexyl)-7-[[4-(3-methoxyphenyl)piperazin-1-yl]carbonyl]-2,7-diazaspiro[4.5]decan-1-one



This compound was prepared by using procedures analogous to those described for the synthesis of example 48. LC-MS: 471.1 (M+H)⁺.

5 **Example 230**

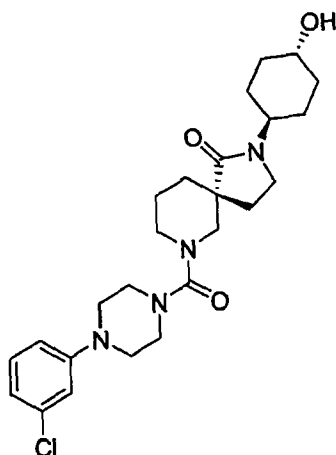
2-(trans-4-Hydroxycyclohexyl)-7-([4-(3-methylphenyl)piperazin-1-yl]carbonyl)-2,7-diazaspiro[4.5]decan-1-one



10 This compound was prepared by using procedures analogous to those described for the synthesis of example 48. LC-MS: 455.1 (M+H)⁺.

Example 231

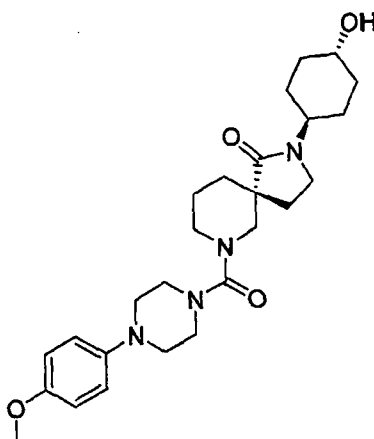
7-([4-(3-Chlorophenyl)piperazin-1-yl]carbonyl)-2-(trans-4-hydroxycyclohexyl)-2,7-diazaspiro[4.5]decan-1-one



This compound was prepared by using procedures analogous to those described for the synthesis of example 48. LC-MS: 475.1 (M+H)⁺.

5 **Example 232**

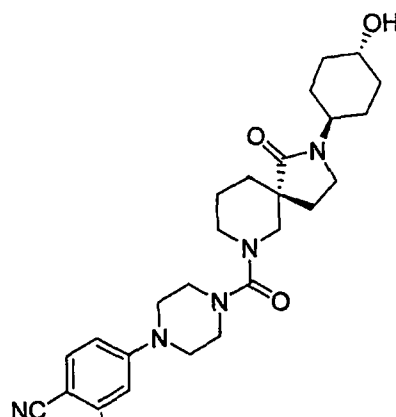
2-((trans-4-Hydroxycyclohexyl)-7-{{4-(4-methoxyphenyl)piperazin-1-yl}carbonyl}-2,7-diazaspiro[4.5]decan-1-one



10 This compound was prepared by using procedures analogous to those described for the synthesis of example 48. LC-MS: 471.1 (M+H)⁺.

Example 233

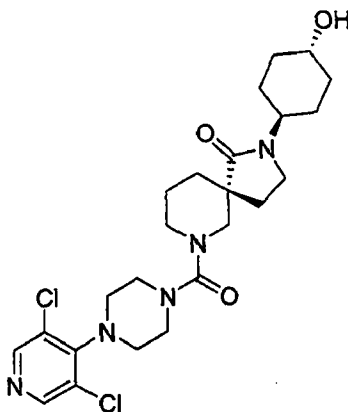
4-(4-{{2-((trans-4-Hydroxycyclohexyl)-1-oxo-2,7-diazaspiro[4.5]dec-7-yl}carbonyl)piperazin-1-yl}benzonitrile



This compound was prepared by using procedures analogous to those described for the synthesis of example 48. LC-MS: 466.1 (M+H)⁺.

5 Example 234

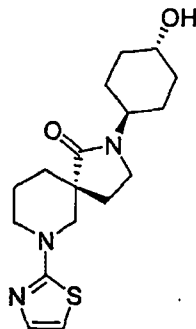
7-{{[4-(3,5-Dichloropyridin-4-yl)piperazin-1-yl]carbonyl}-2-(trans-4-hydroxycyclohexyl)-2,7-diazaspiro[4.5]decan-1-one



This compound was prepared by using procedures analogous to those described for the synthesis of example 48. LC-MS: 510.1 (M+H)⁺.

Example 235

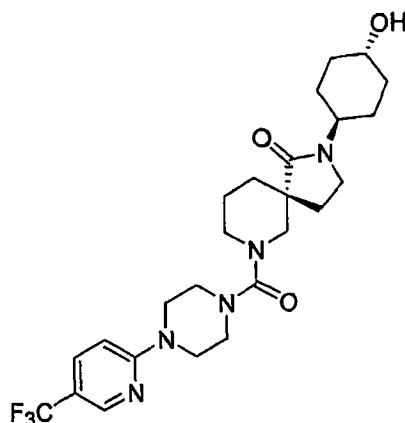
(5R)-2-(trans-4-Hydroxycyclohexyl)-7-(1,3-thiazol-2-yl)-2,7-diazaspiro[4.5]decan-1-one



This compound was prepared by using procedures analogous to those described for the synthesis of example 93. LC-MS: 336.2 (M+H)⁺.

Example 236

- 5 2-(trans-4-Hydroxycyclohexyl)-7-({4-[4-(trifluoromethyl)phenyl]piperazin-1-yl}carbonyl)-2,7-diazaspiro[4.5]decan-1-one

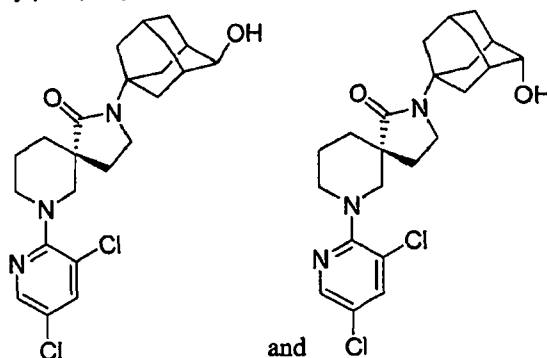


This compound was prepared by using procedures analogous to those described for the synthesis of example 48. LC-MS: 509.1 (M+H)⁺.

10

Example 237

- 7-(3,5-Dichloropyridin-2-yl)-2-(4-hydroxy-1-adamantyl)-2,7-diazaspiro[4.5]decan-1-one



and

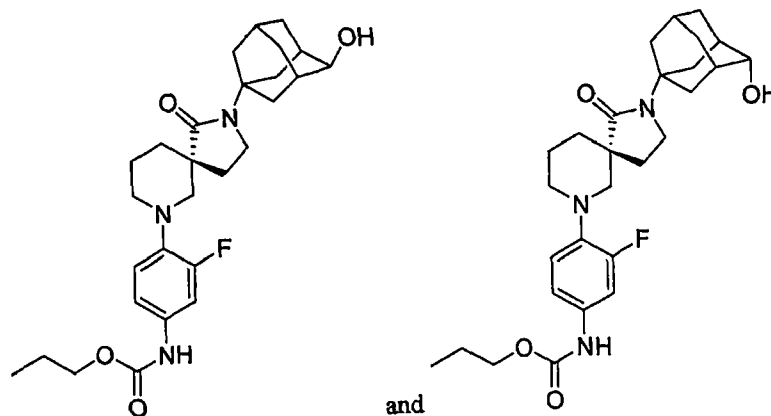
- 15 This compound was prepared by using procedures analogous to those described for the synthesis of example 93. LC-MS: 451.1 (M+H)⁺.

Example 238

Propyl

{3-fluoro-4-[2-(4-hydroxy-1-adamantyl)-1-oxo-2,7-diazaspiro[4.5]dec-7-yl]phenyl}carbamate

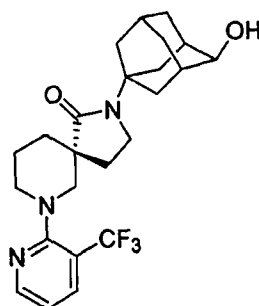
20



This compound was prepared by using procedures analogous to those described for the synthesis of example 105. LC-MS: 500.2 (M+H)⁺.

5 Example 239

2-(4-Hydroxy-1-adamantyl)-7-[3-(trifluoromethyl)pyridin-2-yl]-2,7-diazaspiro[4.5]decan-1-one

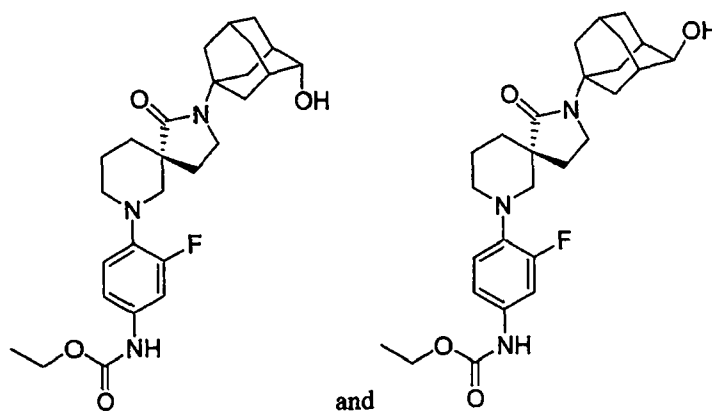


This compound was prepared by using procedures analogous to those described for the synthesis of example 93. LC-MS: 450.2 (M+H)⁺.

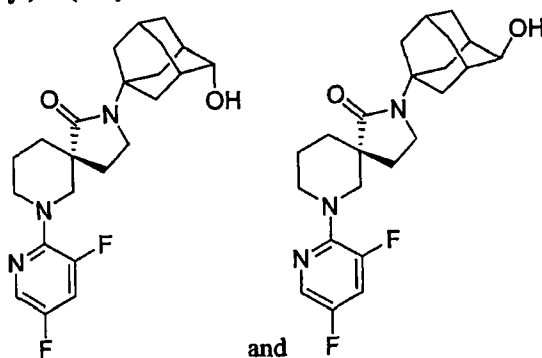
Example 240

Ethyl

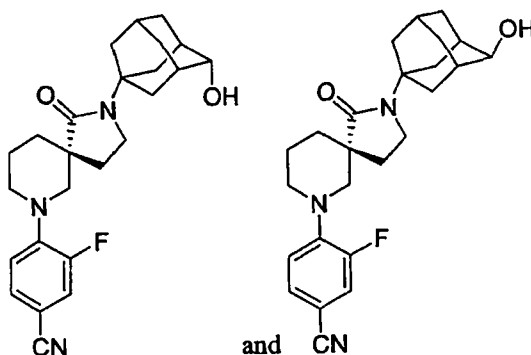
{3-fluoro-4-[2-(4-hydroxy-1-adamantyl)-1-oxo-2,7-diazaspiro[4.5]dec-7-yl]phenyl}carbamate



This compound was prepared by using procedures analogous to those described for the synthesis of example 105. LC-MS: 486.2 (M+H)⁺.

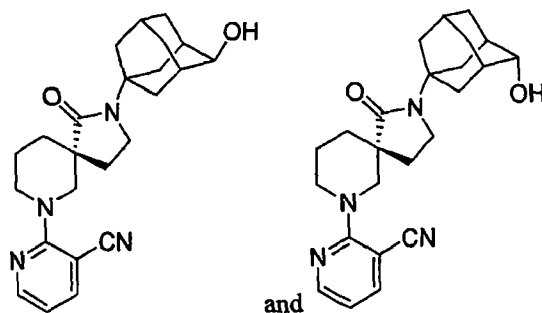
Example 241**5 7-(3,5-Difluoropyridin-2-yl)-2-(4-hydroxy-1-adamantyl)-2,7-diazaspiro[4.5]decan-1-one**

This compound was prepared by using procedures analogous to those described for the synthesis of example 93. LC-MS: 418.2 (M+H)⁺.

10 Example 242**3-Fluoro-4-[2-(4-hydroxy-1-adamantyl)-1-oxo-2,7-diazaspiro[4.5]dec-7-yl]benzonitrile**

This compound was prepared by using procedures analogous to those described for the synthesis of example 93. LC-MS: 424.2 (M+H)⁺.

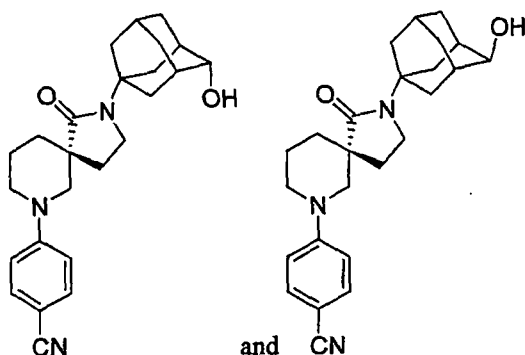
Example 243**2-[2-(4-Hydroxy-1-adamantyl)-1-oxo-2,7-diazaspiro[4.5]dec-7-yl]nicotinonitrile**



This compound was prepared by using procedures analogous to those described for the synthesis of example 93. LC-MS: 407.2 (M+H)⁺.

5 Example 244

4-[2-(4-Hydroxy-1-adamantyl)-1-oxo-2,7-diazaspiro[4.5]dec-7-yl]benzonitrile

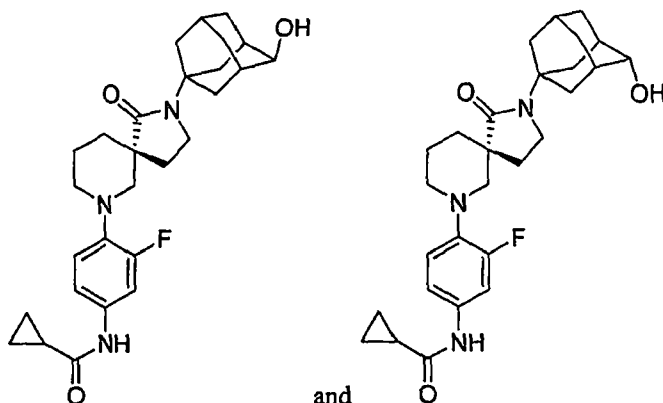


This compound was prepared by using procedures analogous to those described for the synthesis of example 93. LC-MS: 406.2 (M+H)⁺.

10

Example 245

N-{3-Fluoro-4-[2-(4-hydroxy-1-adamantyl)-1-oxo-2,7-diazaspiro[4.5]dec-7-yl]phenyl}cyclopropanecarboxamide

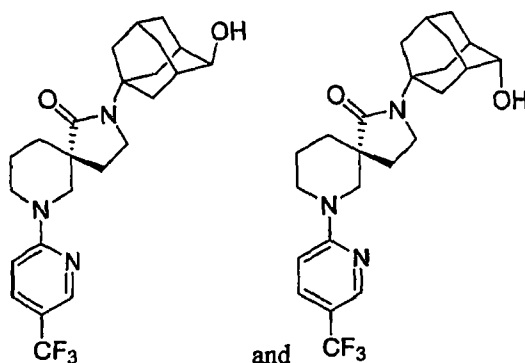


15

This compound was prepared by using procedures analogous to those described for the synthesis of example 105. LC-MS: 482.2 (M+H)⁺.

Example 246

5 2-(4-Hydroxy-1-adamantyl)-7-[5-(trifluoromethyl)pyridin-2-yl]-2,7-diazaspiro[4.5]decan-1-one

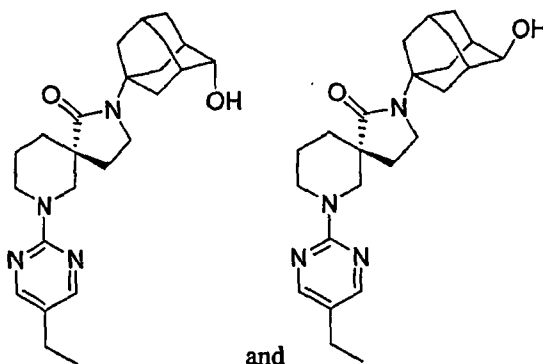


This compound was prepared by using procedures analogous to those described for the synthesis of example 93. LC-MS: 450.2 (M+H)⁺.

10

Example 247

7-(5-Ethylpyrimidin-2-yl)-2-(4-hydroxy-1-adamantyl)-2,7-diazaspiro[4.5]decan-1-one



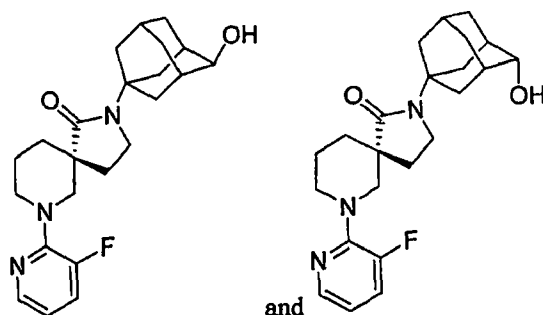
15

This compound was prepared by using procedures analogous to those described for the synthesis of example 93. LC-MS: 411.2 (M+H)⁺.

Example 248

7-(3-Fluoropyridin-2-yl)-2-(4-hydroxy-1-adamantyl)-2,7-diazaspiro[4.5]decan-1-one

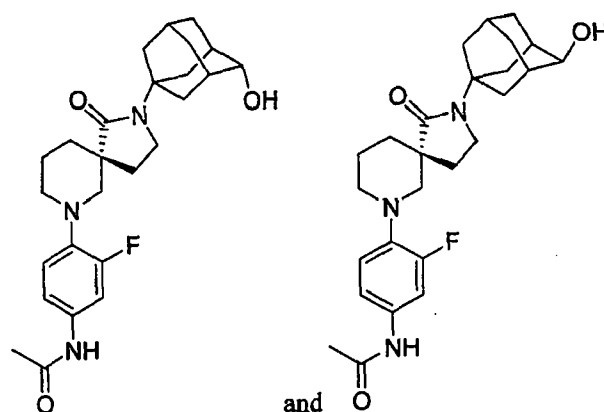
20



This compound was prepared by using procedures analogous to those described for the synthesis of example 93. LC-MS: 400.2 (M+H)⁺.

5 Example 249

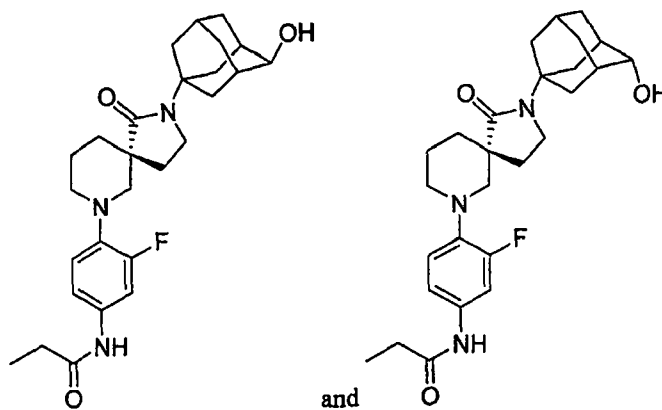
N-{3-Fluoro-4-[2-(4-hydroxy-1-adamantyl)-1-oxo-2,7-diazaspiro[4.5]dec-7-yl]phenyl}acetamide



This compound was prepared by using procedures analogous to those described for the synthesis of example 105. LC-MS: 456.2 (M+H)⁺.

Example 250

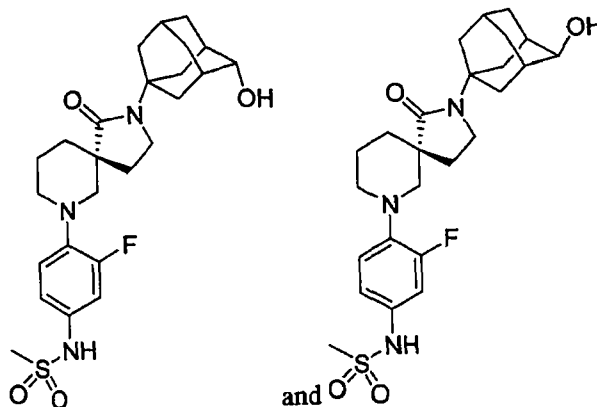
N-{3-Fluoro-4-[2-(4-hydroxy-1-adamantyl)-1-oxo-2,7-diazaspiro[4.5]dec-7-yl]phenyl}propanamide



This compound was prepared by using procedures analogous to those described for the synthesis of example 105. LC-MS: 470.2 (M+H)⁺.

Example 251

- 5 N-{3-Fluoro-4-[2-(4-hydroxy-1-adamantyl)-1-oxo-2,7-diazaspiro[4.5]dec-7-yl]phenyl}methanesulfonamide

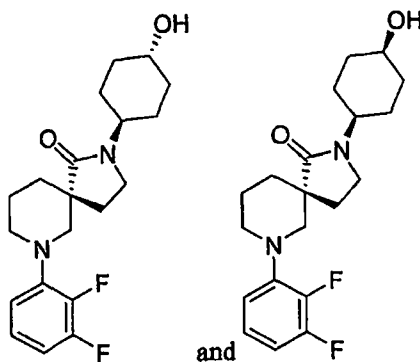


This compound was prepared by using procedures analogous to those described for the synthesis of example 105. LC-MS: 492.2 (M+H)⁺.

10

Example 252

- (5R)-7-(2,3-Difluorophenyl)-2-(4-hydroxycyclohexyl)-2,7-diazaspiro[4.5]decan-1-one



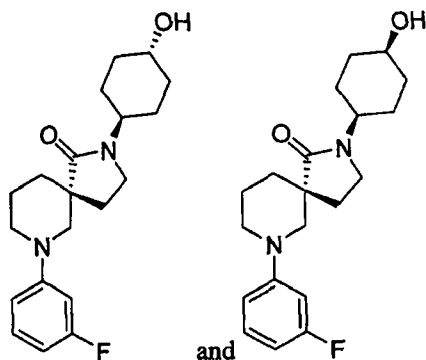
15

This compound was prepared by using procedures analogous to those described for the synthesis of example 44. LC-MS: 365.2 (M+H)⁺.

Example 253

- (5R)-7-(3-Fluorophenyl)-2-(4-hydroxycyclohexyl)-2,7-diazaspiro[4.5]decan-1-one

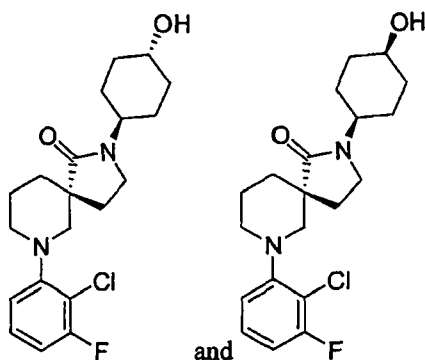
20



This compound was prepared by using procedures analogous to those described for the synthesis of example 44. LC-MS: 347.3 (M+H)⁺.

5 Example 254

(5R)-7-(2-Chloro-3-fluorophenyl)-2-(4-hydroxycyclohexyl)-2,7-diazaspiro[4.5]decan-1-one

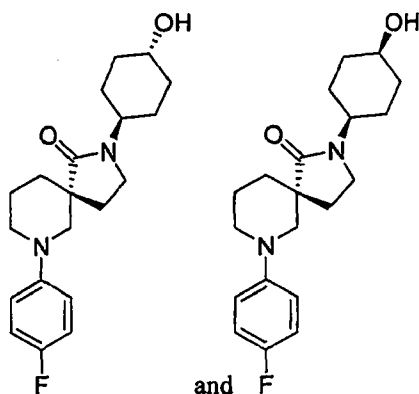


This compound was prepared by using procedures analogous to those described for the synthesis of example 44. LC-MS: 381.2 (M+H)⁺.

10

Example 255

(5R)-7-(4-Fluorophenyl)-2-(4-hydroxycyclohexyl)-2,7-diazaspiro[4.5]decan-1-one



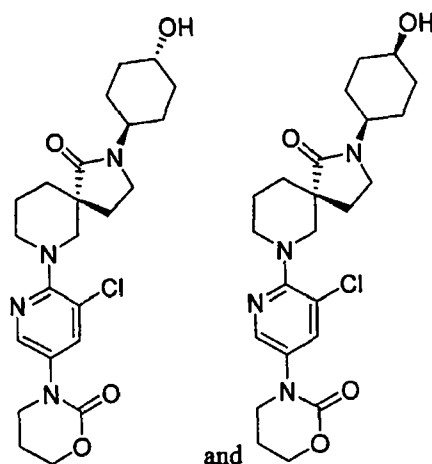
This compound was prepared by using procedures analogous to those described for the synthesis of example 44. LC-MS: 347.2 (M+H)⁺.

15

Example 256

(5R)-7-[3-Chloro-5-(2-oxo-1,3-oxazinan-3-yl)pyridin-2-yl]-2-(4-hydroxycyclohexyl)-2,7-diazaspiro[4.5]decan-1-one

5



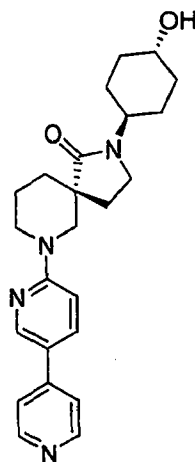
and

3-Chloropropyl chloridocarbonate (15.1 μ L, 0.000125 mol) was added to a mixture of (5R)-7-(5-amino-3-chloropyridin-2-yl)-2-(trans-4-hydroxycyclohexyl)-2,7-diazaspiro[4.5]decan-1-one (37.89 mg, 0.0001000 mol, this compound was prepared by using procedures analogous to those described for the synthesis of example 105, step 1) and 4-dimethylaminopyridine (18.3 mg, 0.000150 mol) in DMF (1.00 mL). After stirring the mixture for 1 h, 1.0000 M of potassium tert-butoxide in tetrahydrofuran (0.375 mL) was added and the resultant mixture was stirred at rt for 2 h. The mixture was diluted with methanol (0.8 mL) and was adjusted to pH = 2.0 with TFA. The resulting solution was purified by prep.-HPLC to give the desired product. LC-MS: 463.1 (M+H)⁺.

15

Example 257

(5R)-7-(3,4'-Bipyridin-6-yl)-2-(trans-4-hydroxycyclohexyl)-2,7-diazaspiro[4.5]decan-1-one

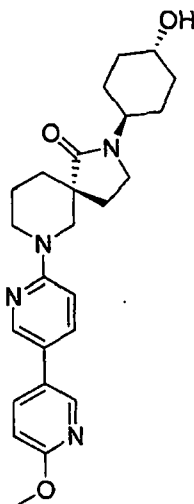


Sodium carbonate (10.6 mg, 0.000100 mol) in water (0.10 mL) was added to a mixture of (5R)-7-(5-bromopyridin-2-yl)-2-(trans-4-hydroxycyclohexyl)-2,7-diazaspiro[4.5]decan-1-one (20.4 mg, 0.0000500 mol, this compound was prepared by using a procedure that was analogous to the one described for the synthesis of example 93) in NMP (0.25 mL), 4-pyridinylboronic acid (9.22 mg, 0.0000750 mol) and tetrakis(triphenylphosphine) palladium(0) (1.7 mg, 0.0000015 mol) in toluene (200.0 μ L, 0.001878 mol) and ethanol (100.000 μ L, 1.71267E-3 mol). The resulting mixture was heated at 120 °C for 20 min. The mixture was filtered and the filtrate was diluted with methanol and adjusted to pH = 2 with TFA. The resulting solution was purified by prep.-HPLC to give the desired product. LC-MS: 407.2 (M+H)⁺.

10

Example 258

(5R)-2-(trans-4-Hydroxycyclohexyl)-7-(6'-methoxy-3,3'-bipyridin-6-yl)-2,7-diazaspiro[4.5]decan-1-one



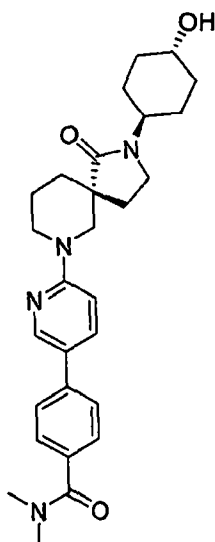
15

This compound was prepared by using procedures analogous to those described for the synthesis of example 257. LC-MS: 437.3 (M+H)⁺.

Example 259

4-{6-[(5R)-2-(trans-4-Hydroxycyclohexyl)-1-oxo-2,7-diazaspiro[4.5]dec-7-yl]pyridin-3-yl}-N,N-dimethylbenzamide

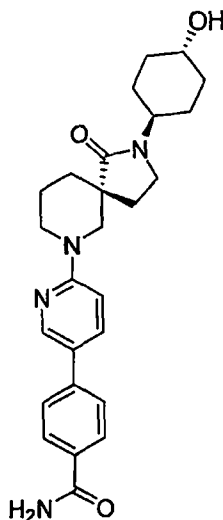
20



This compound was prepared by using procedures analogous to those described for the synthesis of example 257. LC-MS: 477.3 (M+H)⁺.

5 **Example 260**

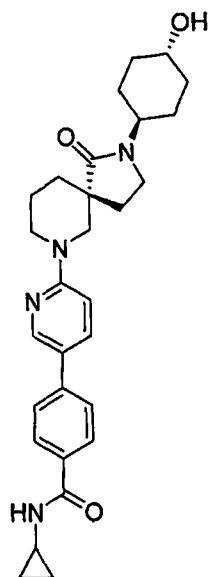
4-{6-[(5R)-2-(trans-4-Hydroxycyclohexyl)-1-oxo-2,7-diazaspiro[4.5]dec-7-yl]pyridin-3-yl}benzamide



10 This compound was prepared by using procedures analogous to those described for the synthesis of example 257. LC-MS: 449.3 (M+H)⁺.

Example 261

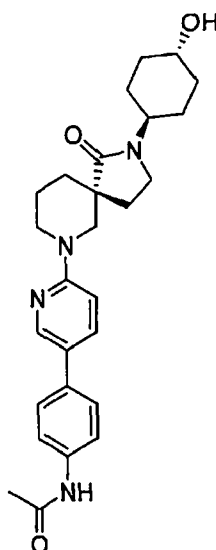
15 N-Cyclopropyl-4-{6-[(5R)-2-(trans-4-hydroxycyclohexyl)-1-oxo-2,7-diazaspiro[4.5]dec-7-yl]pyridin-3-yl}benzamide



This compound was prepared by using procedures analogous to those described for the synthesis of example 257. LC-MS: 489.3 (M+H)⁺.

5 Example 262

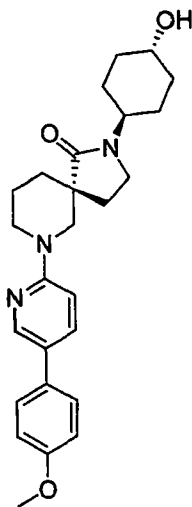
N-(4-{6-[(5R)-2-(trans-4-Hydroxycyclohexyl)-1-oxo-2,7-diazaspiro[4.5]dec-7-yl]pyridin-3-yl}phenyl)acetamide



10 This compound was prepared by using procedures analogous to those described for the synthesis of example 257. LC-MS: 463.3 (M+H)⁺.

Example 263

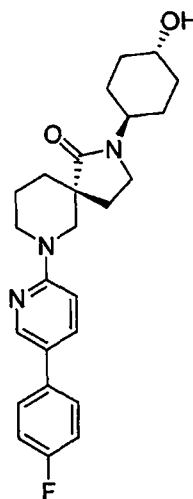
(5R)-2-(trans-4-Hydroxycyclohexyl)-7-[5-(4-methoxyphenyl)pyridin-2-yl]-2,7-diazaspiro[4.5]decan-1-one



5 This compound was prepared by using procedures analogous to those described for the synthesis of example 257. LC-MS: 436.3 (M+H)⁺.

Example 264

10 (5R)-7-[5-(4-Fluorophenyl)pyridin-2-yl]-2-(trans-4-hydroxycyclohexyl)-2,7-diazaspiro[4.5]decan-1-one

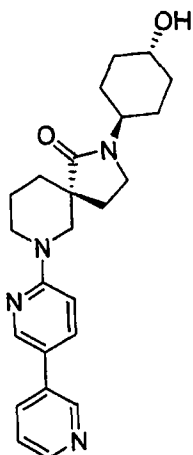


This compound was prepared by using procedures analogous to those described for the synthesis of example 257. LC-MS: 424.2 (M+H)⁺.

15

Example 265

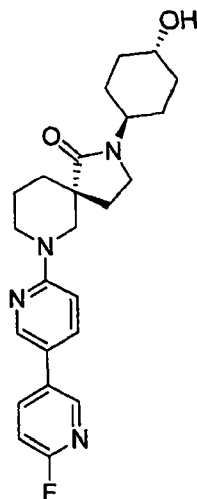
(5R)-7-(3,3'-Bipyridin-6-yl)-2-(trans-4-hydroxycyclohexyl)-2,7-diazaspiro[4.5]decan-1-one



This compound was prepared by using procedures analogous to those described for the synthesis of example 257. LC-MS: 407.3 (M+H)⁺.

5 Example 266

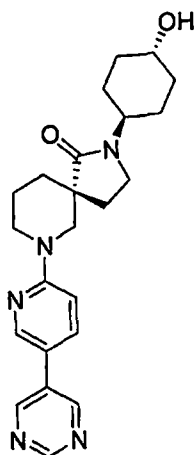
(5R)-7-(6'-Fluoro-3,3'-bipyridin-6-yl)-2-(trans-4-hydroxycyclohexyl)-2,7-diazaspiro[4.5]decan-1-one



10 This compound was prepared by using procedures analogous to those described for the synthesis of example 257. LC-MS: 425.3 (M+H)⁺.

Example 267

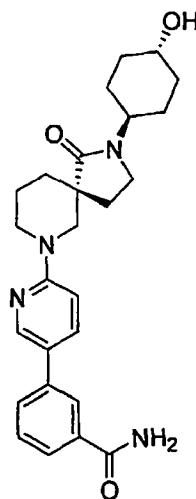
(5R)-2-(trans-4-Hydroxycyclohexyl)-7-(5-pyrimidin-5-ylpyridin-2-yl)-2,7-diazaspiro[4.5]decan-1-one



This compound was prepared by using procedures analogous to those described for the synthesis of example 257. LC-MS: 408.3 (M+H)⁺.

5 **Example 268**

3-{6-[(5R)-2-(trans-4-Hydroxycyclohexyl)-1-oxo-2,7-diazaspiro[4.5]dec-7-yl]pyridin-3-yl}benzamide

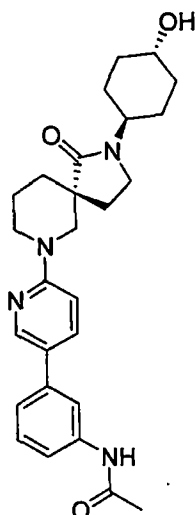


10 This compound was prepared by using procedures analogous to those described for the synthesis of example 257. LC-MS: 449.3 (M+H)⁺.

Example 269

N-(3-{6-[(5R)-2-(trans-4-Hydroxycyclohexyl)-1-oxo-2,7-diazaspiro[4.5]dec-7-yl]pyridin-3-yl}phenyl)acetamide

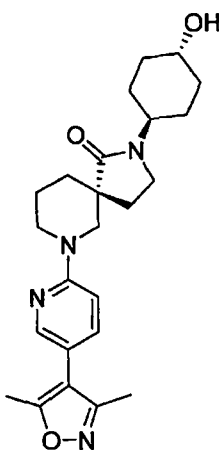
15



This compound was prepared by using procedures analogous to those described for the synthesis of example 257. LC-MS: 463.3 (M+H)⁺.

5 **Example 270**

(5R)-7-[5-(3,5-Dimethylisoxazol-4-yl)pyridin-2-yl]-2-(trans-4-hydroxycyclohexyl)-2,7-diazaspiro[4.5]decan-1-one

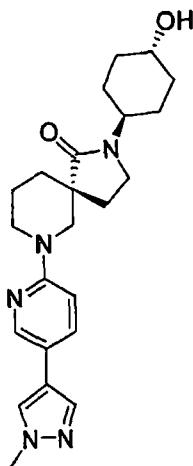


10 This compound was prepared by using procedures analogous to those described for the synthesis of example 257. LC-MS: 425.3 (M+H)⁺.

Example 271

(5R)-2-(trans-4-Hydroxycyclohexyl)-7-[5-(1-methyl-1H-pyrazol-4-yl)pyridin-2-yl]-2,7-diazaspiro[4.5]decan-1-one

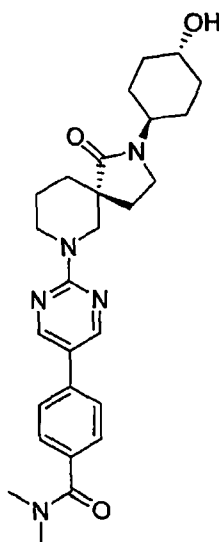
15



This compound was prepared by using procedures analogous to those described for the synthesis of example 257. LC-MS: 410.3 (M+H)⁺.

5 **Example 272**

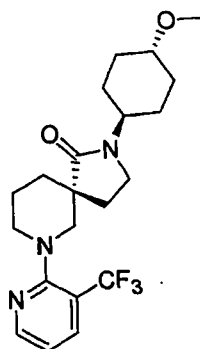
4-{2-[(5R)-2-(trans-4-Hydroxycyclohexyl)-1-oxo-2,7-diazaspiro[4.5]dec-7-yl]pyrimidin-5-yl}-N,N-dimethylbenzamide



10 This compound was prepared by using procedures analogous to those described for the synthesis of example 257. LC-MS: 478.2 (M+H)⁺.

Example 273

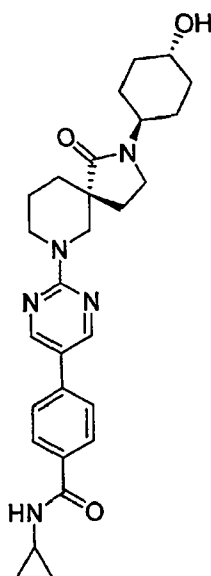
(5R)-2-(trans-4-Methoxycyclohexyl)-7-[3-(trifluoromethyl)pyridin-2-yl]-2,7-diazaspiro[4.5]decan-1-one



This compound was prepared by using procedures analogous to those described for the synthesis of example 93. LC-MS: 412.2 (M+H)⁺.

5 Example 274

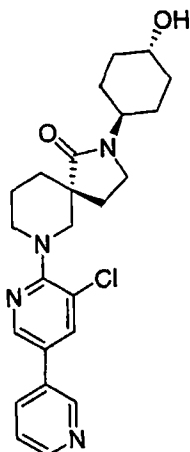
N-Cyclopropyl-4-{2-[(5R)-2-(trans-4-hydroxycyclohexyl)-1-oxo-2,7-diazaspiro[4.5]dec-7-yl]pyrimidin-5-yl}benzamide



This compound was prepared by using procedures analogous to those described for the synthesis of example 257. LC-MS: 490.2 (M+H)⁺.

Example 275

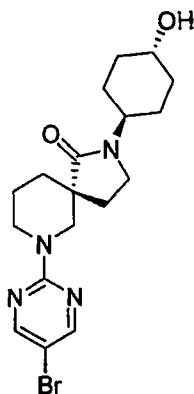
(5R)-7-(5-Chloro-3,3'-bipyridin-6-yl)-2-(trans-4-hydroxycyclohexyl)-2,7-diazaspiro[4.5]decan-1-one



This compound was prepared by using procedures analogous to those described for the synthesis of example 257. LC-MS: 441.2 (M+H)⁺.

5 **Example 276**

(5R)-7-(5-Bromopyrimidin-2-yl)-2-(trans-4-hydroxycyclohexyl)-2,7-diazaspiro[4.5]decan-1-one

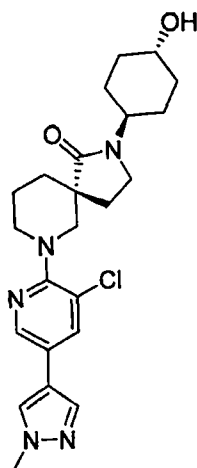


This compound was prepared by using procedures analogous to those described for the synthesis of example 93. LC-MS: 409.1/411.1 (M+H)⁺.

10

Example 277

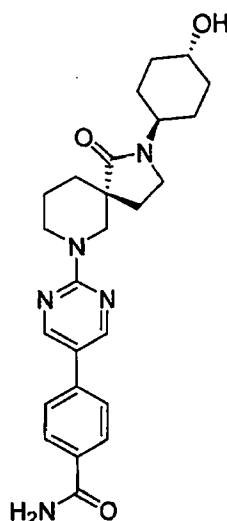
(5R)-7-[3-Chloro-5-(1-methyl-1H-pyrazol-4-yl)pyridin-2-yl]-2-(trans-4-hydroxycyclohexyl)-2,7-diazaspiro[4.5]decan-1-one



This compound was prepared by using procedures analogous to those described for the synthesis of example 257. LC-MS: 444.2 (M+H)⁺.

5 **Example 278**

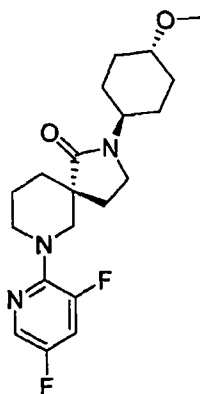
4-{2-[(5R)-2-(trans-4-Hydroxycyclohexyl)-1-oxo-2,7-diazaspiro[4.5]dec-7-yl]pyrimidin-5-yl}benzamide



10 This compound was prepared by using procedures analogous to those described for the synthesis of example 257. LC-MS: 450.2 (M+H)⁺.

Example 279

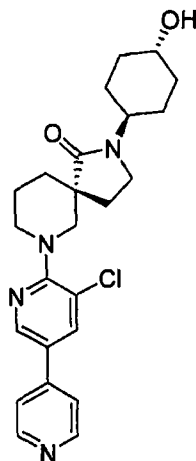
(5R)-7-(3,5-Difluoropyridin-2-yl)-2-(trans-4-methoxycyclohexyl)-2,7-diazaspiro[4.5]decan-1-one



This compound was prepared by using procedures analogous to those described for the synthesis of example 93. LC-MS: 380.2 (M+H)⁺.

5 **Example 280**

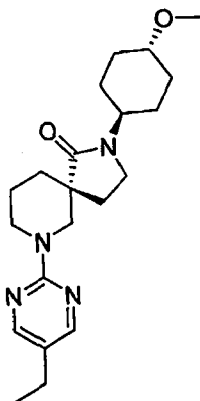
(5R)-7-(5-Chloro-3,4'-bipyridin-6-yl)-2-(trans-4-hydroxycyclohexyl)-2,7-diazaspiro[4.5]decan-1-one



10 This compound was prepared by using procedures analogous to those described for the synthesis of example 257. LC-MS: 441.2 (M+H)⁺.

Example 281

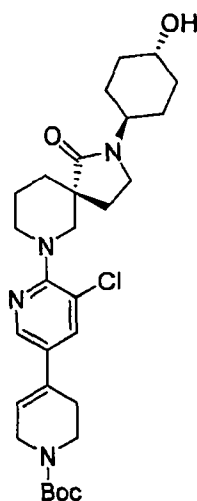
(5R)-7-(5-Ethylpyrimidin-2-yl)-2-(trans-4-methoxycyclohexyl)-2,7-diazaspiro[4.5]decan-1-one



This compound was prepared by using procedures analogous to those described for the synthesis of example 93. LC-MS: 373.3 (M+H)⁺.

5 **Example 282**

tert-Butyl 5-chloro-6-[(5*R*)-2-(trans-4-hydroxycyclohexyl)-1-oxo-2,7-diazaspiro[4.5]dec-7-yl]-3',6'-dihydro-3,4'-bipyridine-1'(2'H)-carboxylate

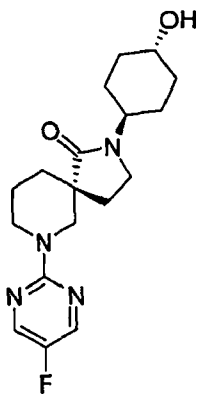


10 This compound was prepared by using procedures analogous to those described for the synthesis of example 257. LC-MS: 545.3 (M+H)⁺.

Example 283

(5*R*)-7-(5-Fluoropyrimidin-2-yl)-2-(trans-4-hydroxycyclohexyl)-2,7-diazaspiro[4.5]decan-1-one

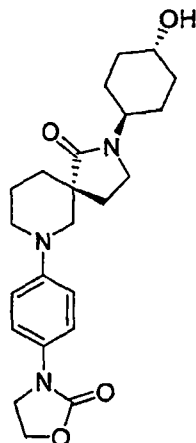
15



This compound was prepared by using procedures analogous to those described for the synthesis of example 93. LC-MS: 349.2 (M+H)⁺.

5 **Example 284**

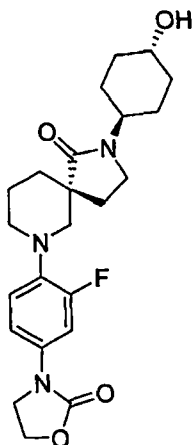
(5R)-2-(trans-4-Hydroxycyclohexyl)-7-[4-(2-oxo-1,3-oxazolidin-3-yl)phenyl]-2,7-diazaspiro[4.5]decan-1-one



10 This compound was prepared by using procedures analogous to those described for the synthesis of example 256. LC-MS: 414.3 (M+H)⁺.

Example 285

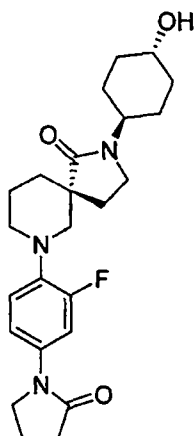
(5R)-7-[2-Fluoro-4-(2-oxo-1,3-oxazolidin-3-yl)phenyl]-2-(trans-4-hydroxycyclohexyl)-2,7-diazaspiro[4.5]decan-1-one



This compound was prepared by using procedures analogous to those described for the synthesis of example 256. LC-MS: 432.2 (M+H)⁺.

5 **Example 286**

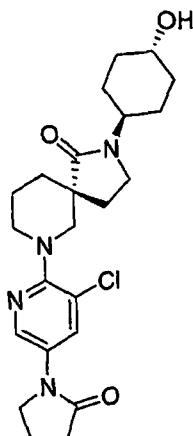
(5R)-7-[2-Fluoro-4-(2-oxopyrrolidin-1-yl)phenyl]-2-(trans-4-hydroxycyclohexyl)-2,7-diazaspiro[4.5]decan-1-one



10 This compound was prepared by using procedures analogous to those described for the synthesis of example 256. LC-MS: 430.3 (M+H)⁺.

Example 287

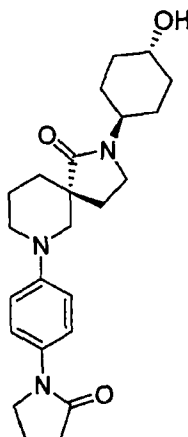
(5R)-7-[3-Chloro-5-(2-oxopyrrolidin-1-yl)pyridin-2-yl]-2-(trans-4-hydroxycyclohexyl)-2,7-diazaspiro[4.5]decan-1-one



This compound was prepared by using procedures analogous to those described for the synthesis of example 256. LC-MS: 447.3 (M+H)⁺.

5 Example 288

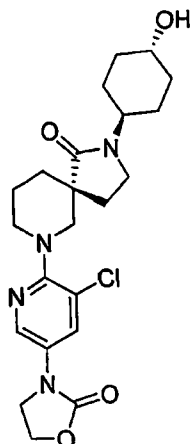
(5R)-2-(trans-4-Hydroxycyclohexyl)-7-[4-(2-oxopyrrolidin-1-yl)phenyl]-2,7-diazaspiro[4.5]decan-1-one



This compound was prepared by using procedures analogous to those described for the synthesis of example 256. LC-MS: 412.2 (M+H)⁺.

Example 289

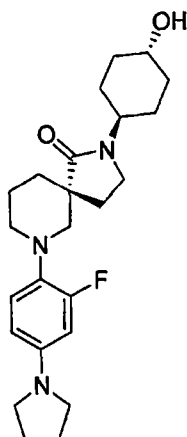
(5R)-7-[3-Chloro-5-(2-oxo-1,3-oxazolidin-3-yl)pyridin-2-yl]-2-(trans-4-hydroxycyclohexyl)-2,7-diazaspiro[4.5]decan-1-one



This compound was prepared by using procedures analogous to those described for the synthesis of example 256. LC-MS: 449.1 (M+H)⁺.

5 Example 290

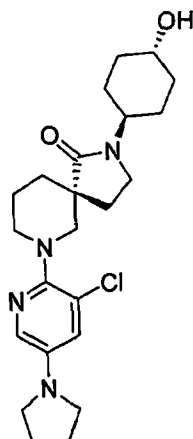
(5R)-7-(2-Fluoro-4-pyrrolidin-1-ylphenyl)-2-(trans-4-hydroxycyclohexyl)-2,7-diazaspiro[4.5]decan-1-one



10 A mixture of 1,4-diiodobutane (13.5 μ L, 0.000100 mol), (5R)-7-(4-amino-2-fluorophenyl)-2-(trans-4-hydroxycyclohexyl)-2,7-diazaspiro[4.5]decan-1-one (28.9 mg, 0.0000800 mol, this compound was prepared by using procedures analogous to that described for the synthesis of example 105, step 1) and 4-dimethylaminopyridine (14.7 mg, 0.000120 mol) in DMF (1.00 mL), and potassium iodide (1.5 mg, 0.0000090 mol) was heated at 110 °C by microwave for 15 min. The mixture was diluted with methanol (0.8 mL) and was adjusted to be acidic with TFA (the pH was about 2.0). The resulting solution was purified by prep-HPLC to give the desired product. LC-MS: 15 416.2 (M+H)⁺.

Example 291

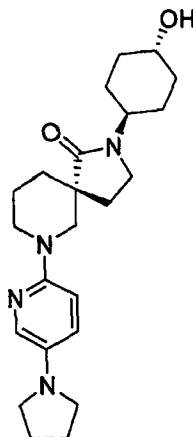
(5R)-7-(3-Chloro-5-pyrrolidin-1-ylpyridin-2-yl)-2-(trans-4-hydroxycyclohexyl)-2,7-diazaspiro[4.5]decan-1-one



This compound was prepared by using procedures analogous to those described for the
5 synthesis of example 290. LC-MS: 433.2 (M+H)⁺.

Example 292

(5R)-2-(trans-4-Hydroxycyclohexyl)-7-(5-pyrrolidin-1-ylpyridin-2-yl)-2,7-diazaspiro[4.5]decan-1-one

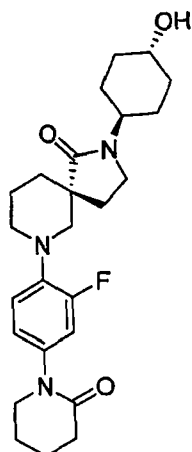


10

This compound was prepared by using procedures analogous to those described for the
synthesis of example 290. LC-MS: 499.2 (M+H)⁺.

Example 293

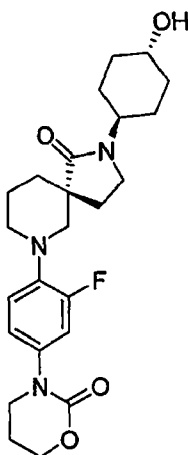
15 **(5R)-7-[2-Fluoro-4-(2-oxo-piperidin-1-yl)-phenyl]-2-(trans-4-hydroxy-cyclohexyl)-2,7-diazaspiro[4.5]decan-1-one**



This compound was prepared by using procedures analogous to those described for the synthesis of example 256. LC-MS: 444.3 (M+H)⁺.

5 Example 294

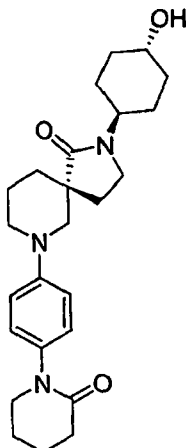
(5R)-7-[2-Fluoro-4-(2-oxo-1,3-oxazinan-3-yl)phenyl]-2-(trans-4-hydroxycyclohexyl)-2,7-diazaspiro[4.5]decan-1-one



This compound was prepared by using procedures analogous to those described for the synthesis of example 256. LC-MS: 446.3 (M+H)⁺.

Example 295

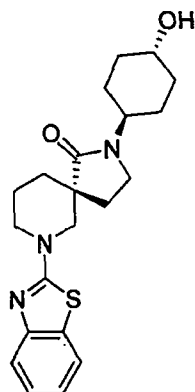
(5R)-2-(trans-4-hydroxycyclohexyl)-7-[4-(2-oxopiperidin-1-yl)phenyl]-2,7-diazaspiro[4.5]decan-1-one



This compound was prepared by using procedures analogous to those described for the synthesis of example 256. LC-MS: 426.3 (M+H)⁺.

5 Example 296

(5R)-7-(1,3-Benzothiazol-2-yl)-2-(trans-4-hydroxycyclohexyl)-2,7-diazaspiro[4.5]decan-1-one

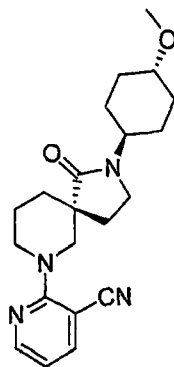


This compound was prepared by using procedures analogous to those described for the synthesis of example 93. LC-MS: 386.2 (M+H)⁺.

10

Example 297

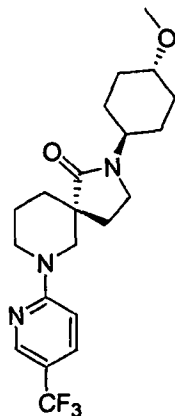
2-[(5R)-2-(trans-4-Methoxycyclohexyl)-1-oxo-2,7-diazaspiro[4.5]dec-7-yl]nicotinonitrile



This compound was prepared by using procedures analogous to those described for the synthesis of example 93. LC-MS: 369.2 (M+H)⁺.

Example 298

5 (5R)-2-(trans-4-Methoxycyclohexyl)-7-[5-(trifluoromethyl)pyridin-2-yl]-2,7-diazaspiro[4.5]decan-1-one

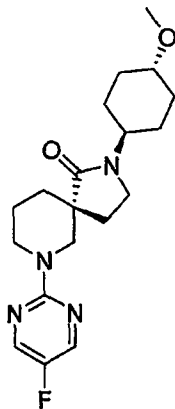


This compound was prepared by using procedures analogous to those described for the synthesis of example 93. LC-MS: 412.2 (M+H)⁺.

10

Example 299

(5R)-7-(5-Fluoropyrimidin-2-yl)-2-(trans-4-methoxycyclohexyl)-2,7-diazaspiro[4.5]decan-1-one



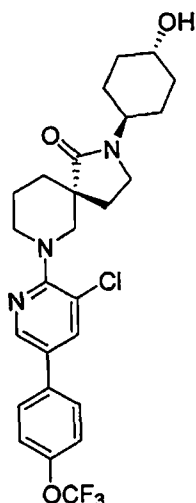
This compound was prepared by using procedures analogous to those described for the synthesis of example 93. LC-MS: 363.2 (M+H)⁺.

15

Example 300

(5R)-7-{3-Chloro-5-[4-(trifluoromethoxy)phenyl]pyridin-2-yl}-2-(trans-4-hydroxycyclohexyl)-2,7-diazaspiro[4.5]decan-1-one

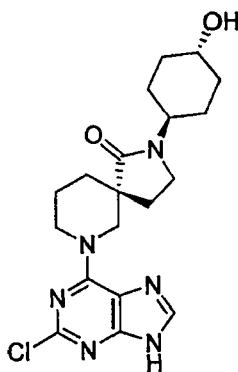
20



This compound was prepared by using procedures analogous to those described for the synthesis of example 257. LC-MS: 524.2 (M+H)⁺.

5 Example 301

(5R)-7-(2-Chloro-9H-purin-6-yl)-2-(trans-4-hydroxycyclohexyl)-2,7-diazaspiro[4.5]decan-1-one

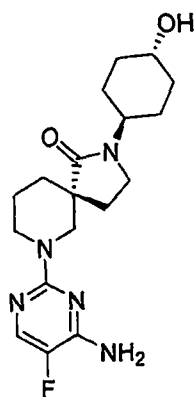


This compound was prepared by using procedures analogous to those described for the synthesis of example 93. LC-MS: 405.2 (M+H)⁺.

10

Example 302

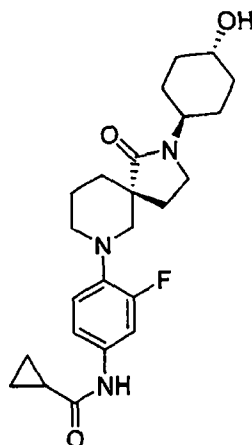
(5R)-7-(4-Amino-5-fluoropyrimidin-2-yl)-2-(trans-4-hydroxycyclohexyl)-2,7-diazaspiro[4.5]decan-1-one



This compound was prepared by using procedures analogous to those described for the synthesis of example 93. LC-MS: 464.2 (M+H)⁺.

5 **Example 303**

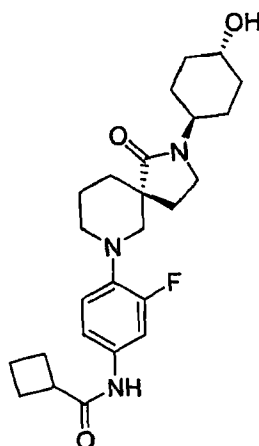
N-{3-Fluoro-4-[(5R)-2-(trans-4-hydroxycyclohexyl)-1-oxo-2,7-diazaspiro[4.5]dec-7-yl]phenyl}cyclopropanecarboxamide



10 This compound was prepared by using procedures analogous to those described for the synthesis of example 105. LC-MS: 430.3 (M+H)⁺.

Example 304

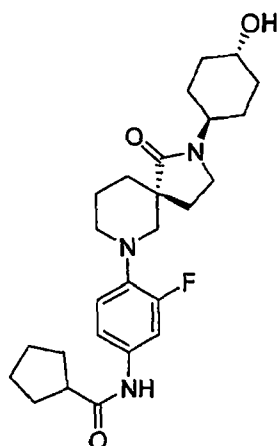
N-{3-Fluoro-4-[(5R)-2-(trans-4-hydroxycyclohexyl)-1-oxo-2,7-diazaspiro[4.5]dec-7-yl]phenyl}cyclobutanecarboxamide



This compound was prepared by using procedures analogous to those described for the synthesis of example 105. LC-MS: 444.3 (M+H)⁺.

5 **Example 305**

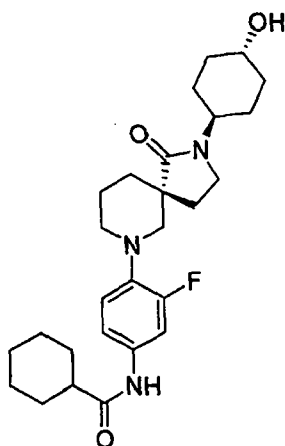
N-{3-Fluoro-4-[(5R)-2-(trans-4-hydroxycyclohexyl)-1-oxo-2,7-diazaspiro[4.5]dec-7-yl]phenyl}cyclopentanecarboxamide



10 This compound was prepared by using procedures analogous to those described for the synthesis of example 105. LC-MS: 458.3 (M+H)⁺.

Example 306

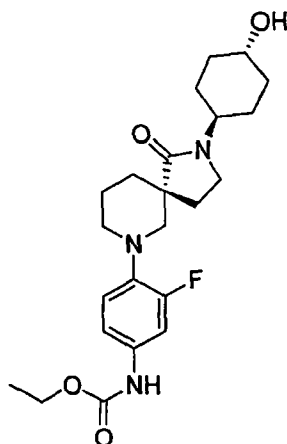
N-{3-Fluoro-4-[(5R)-2-(trans-4-hydroxycyclohexyl)-1-oxo-2,7-diazaspiro[4.5]dec-7-yl]phenyl}cyclohexanecarboxamide



This compound was prepared by using procedures analogous to those described for the synthesis of example 105. LC-MS: 472.3 (M+H)⁺.

5 Example 307

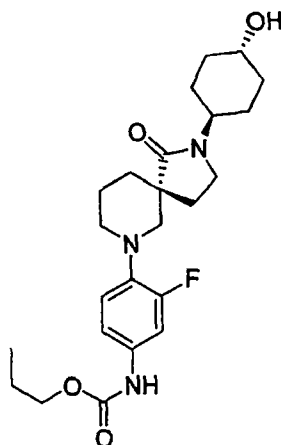
Ethyl {3-fluoro-4-[(5R)-2-(trans-4-hydroxycyclohexyl)-1-oxo-2,7-diazaspiro[4.5]dec-7-yl]phenyl}carbamate



This compound was prepared by using procedures analogous to those described for the synthesis of example 105. LC-MS: 434.3 (M+H)⁺.

Example 308

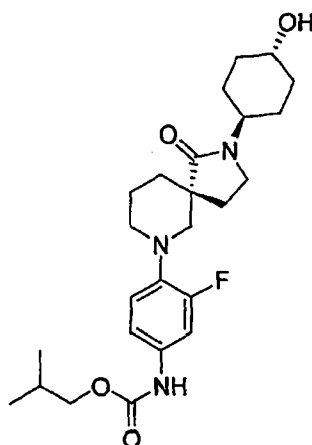
Propyl {3-fluoro-4-[(5R)-2-(trans-4-hydroxycyclohexyl)-1-oxo-2,7-diazaspiro[4.5]dec-7-yl]phenyl}carbamate



This compound was prepared by using procedures analogous to those described for the synthesis of example 105. LC-MS: 448.3 (M+H)⁺.

5 Example 309

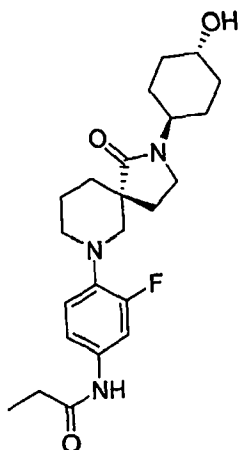
Isobutyl {3-fluoro-4-[(5R)-2-(trans-4-hydroxycyclohexyl)-1-oxo-2,7-diazaspiro[4.5]dec-7-yl]phenyl}carbamate



This compound was prepared by using procedures analogous to those described for the synthesis of example 105. LC-MS: 462.3 (M+H)⁺.

Example 310

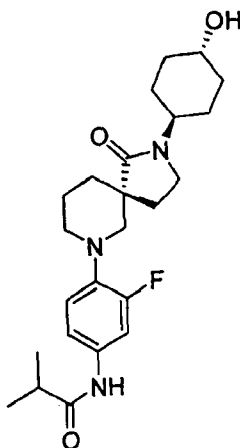
N-{3-Fluoro-4-[(5R)-2-(trans-4-hydroxycyclohexyl)-1-oxo-2,7-diazaspiro[4.5]dec-7-yl]phenyl}propanamide



This compound was prepared by using procedures analogous to those described for the synthesis of example 105. LC-MS: 418.3 (M+H)⁺.

5 Example 311

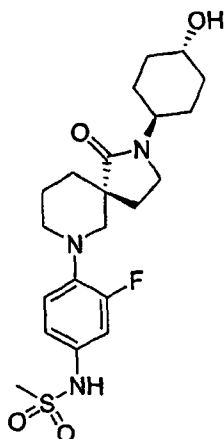
N-{3-Fluoro-4-[(5R)-2-(trans-4-hydroxycyclohexyl)-1-oxo-2,7-diazaspiro[4.5]dec-7-yl]phenyl}-2-methylpropanamide



10 This compound was prepared by using procedures analogous to those described for the synthesis of example 105. LC-MS: 432.3 (M+H)⁺.

Example 312

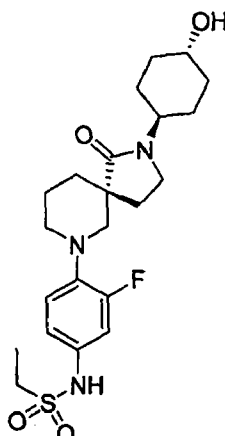
N-{3-Fluoro-4-[(5R)-2-(trans-4-hydroxycyclohexyl)-1-oxo-2,7-diazaspiro[4.5]dec-7-yl]phenyl}methanesulfonamide



This compound was prepared by using procedures analogous to those described for the synthesis of example 105. LC-MS: 440.2 (M+H)⁺.

5 Example 313

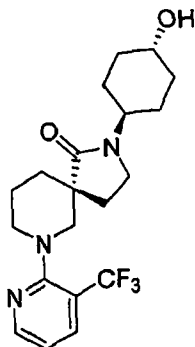
N-{3-Fluoro-4-[(5R)-2-(trans-4-hydroxycyclohexyl)-1-oxo-2,7-diazaspiro[4.5]dec-7-yl]phenyl}ethanesulfonamide



This compound was prepared by using procedures analogous to those described for the synthesis of example 105. LC-MS: 454.2 (M+H)⁺.

Example 314

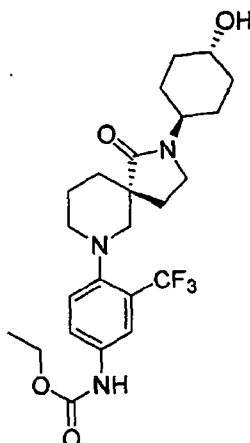
(5R)-2-(trans-4-Hydroxycyclohexyl)-7-[3-(trifluoromethyl)pyridin-2-yl]-2,7-diazaspiro[4.5]decan-1-one



This compound was prepared by using procedures analogous to those described for the synthesis of example 93. LC-MS: 398.2 (M+H)⁺.

5 Example 315

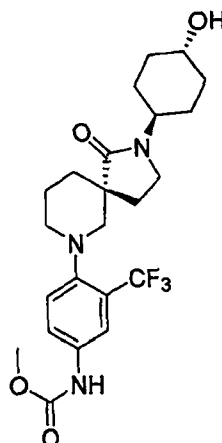
Ethyl [4-[(5R)-2-(trans-4-hydroxycyclohexyl)-1-oxo-2,7-diazaspiro[4.5]dec-7-yl]-3-(trifluoromethyl)phenyl]carbamate



This compound was prepared by using procedures analogous to those described for the synthesis of example 105. LC-MS: 484.3 (M+H)⁺.

Example 316

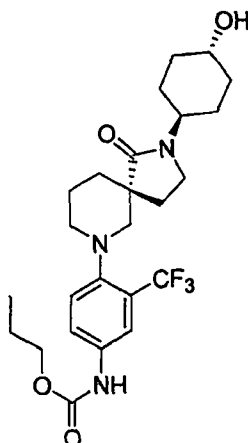
Methyl [4-[(5R)-2-(trans-4-hydroxycyclohexyl)-1-oxo-2,7-diazaspiro[4.5]dec-7-yl]-3-(trifluoromethyl)phenyl]carbamate



This compound was prepared by using procedures analogous to those described for the synthesis of example 105. LC-MS: 470.2 (M+H)⁺.

5 Example 317

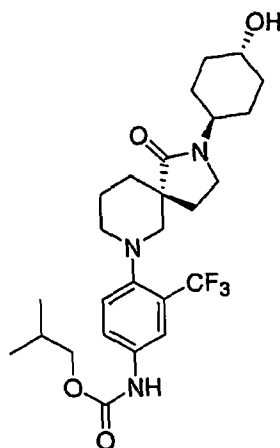
Propyl [4-[(5R)-2-(trans-4-hydroxycyclohexyl)-1-oxo-2,7-diazaspiro[4.5]dec-7-yl]-3-(trifluoromethyl)phenyl]carbamate



This compound was prepared by using procedures analogous to those described for the synthesis of example 105. LC-MS: 498.3 (M+H)⁺.

Example 318

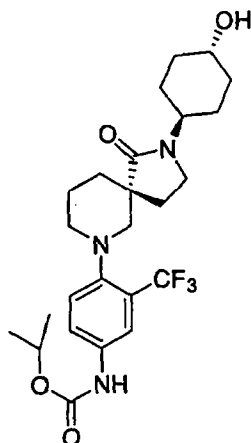
Isobutyl [4-[(5R)-2-(trans-4-hydroxycyclohexyl)-1-oxo-2,7-diazaspiro[4.5]dec-7-yl]-3-(trifluoromethyl)phenyl]carbamate



This compound was prepared by using procedures analogous to those described for the synthesis of example 105. LC-MS: 512.3 (M+H)⁺.

5 Example 319

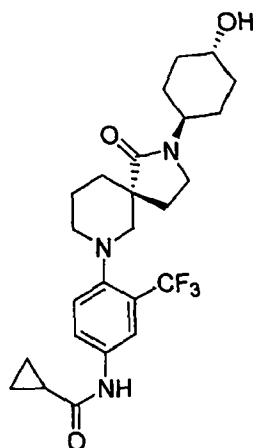
Isopropyl [4-[(5R)-2-(trans-4-hydroxycyclohexyl)-1-oxo-2,7-diazaspiro[4.5]dec-7-yl]-3-(trifluoromethyl)phenyl]carbamate



This compound was prepared by using procedures analogous to those described for the synthesis of example 105. LC-MS: 498.3 (M+H)⁺.

Example 320

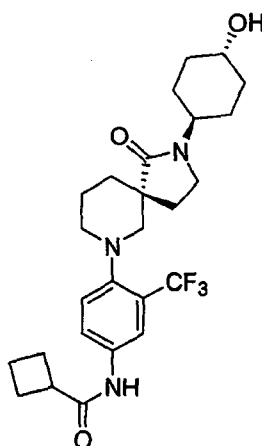
N-[4-[(5R)-2-(trans-4-Hydroxycyclohexyl)-1-oxo-2,7-diazaspiro[4.5]dec-7-yl]-3-(trifluoromethyl)phenyl]cyclopropanecarboxamide



This compound was prepared by using procedures analogous to those described for the synthesis of example 105. LC-MS: 480.3 (M+H)⁺.

5 **Example 321**

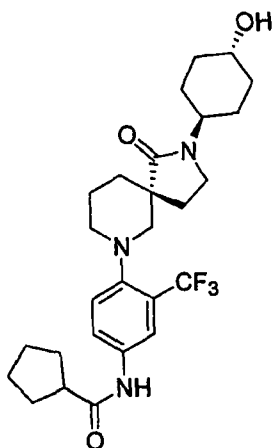
N-[4-[(5R)-2-(trans-4-Hydroxycyclohexyl)-1-oxo-2,7-diazaspiro[4.5]dec-7-yl]-3-(trifluoromethyl)phenyl]cyclobutanecarboxamide



10 This compound was prepared by using procedures analogous to those described for the synthesis of example 105. LC-MS: 494.3 (M+H)⁺.

Example 322

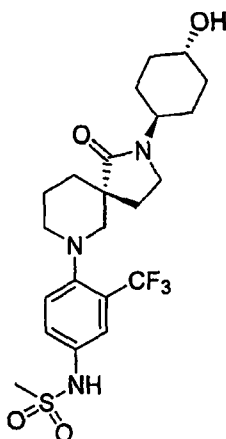
N-[4-[(5R)-2-(trans-4-Hydroxycyclohexyl)-1-oxo-2,7-diazaspiro[4.5]dec-7-yl]-3-(trifluoromethyl)phenyl]cyclopentanecarboxamide



This compound was prepared by using procedures analogous to those described for the synthesis of example 105. LC-MS: 508.3 (M+H)⁺.

5 Example 323

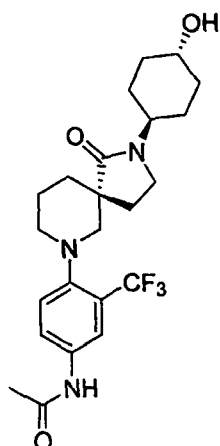
N-[4-[(5R)-2-(trans-4-Hydroxycyclohexyl)-1-oxo-2,7-diazaspiro[4.5]dec-7-yl]-3-(trifluoromethyl)phenyl]methanesulfonamide



This compound was prepared by using procedures analogous to those described for the synthesis of example 105. LC-MS: 490.2 (M+H)⁺.

Example 324

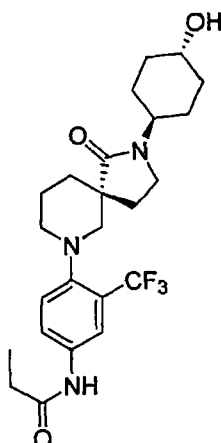
N-[4-[(5R)-2-(trans-4-Hydroxycyclohexyl)-1-oxo-2,7-diazaspiro[4.5]dec-7-yl]-3-(trifluoromethyl)phenyl]acetamide



This compound was prepared by using procedures analogous to those described for the synthesis of example 105. LC-MS: 454.3 (M+H)⁺.

5 Example 325

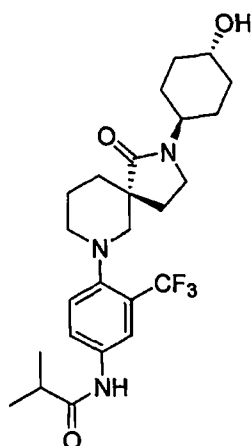
N-[4-[(5R)-2-(trans-4-Hydroxycyclohexyl)-1-oxo-2,7-diazaspiro[4.5]dec-7-yl]-3-(trifluoromethyl)phenyl]propanamide



10 This compound was prepared by using procedures analogous to those described for the synthesis of example 105. LC-MS: 468.3 (M+H)⁺.

Example 326

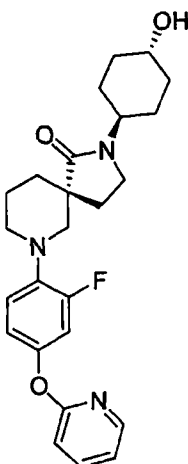
N-[4-[(5R)-2-(trans-4-Hydroxycyclohexyl)-1-oxo-2,7-diazaspiro[4.5]dec-7-yl]-3-(trifluoromethyl)phenyl]-2-methylpropanamide



This compound was prepared by using procedures analogous to those described for the synthesis of example 105. LC-MS: 482.3 (M+H)⁺.

5 **Example 327**

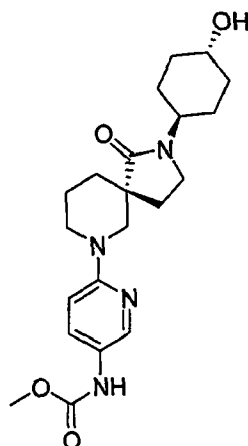
(5R)-7-[2-Fluoro-4-(pyridin-2-yloxy)phenyl]-2-(trans-4-hydroxycyclohexyl)-2,7-diazaspiro[4.5]decan-1-one



10 This compound was prepared by using procedures analogous to those described for the synthesis of example 180. LC-MS: 440.3 (M+H)⁺.

Example 328

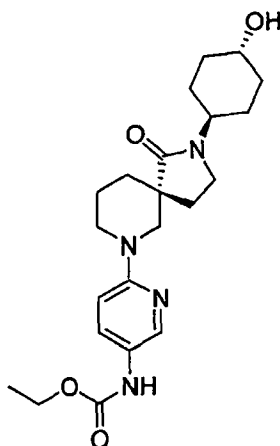
Methyl {6-[(5R)-2-(trans-4-hydroxycyclohexyl)-1-oxo-2,7-diazaspiro[4.5]dec-7-yl]pyridin-3-yl}carbamate



This compound was prepared by using procedures analogous to those described for the synthesis of example 105. LC-MS: 403.3 (M+H)⁺.

5 **Example 329**

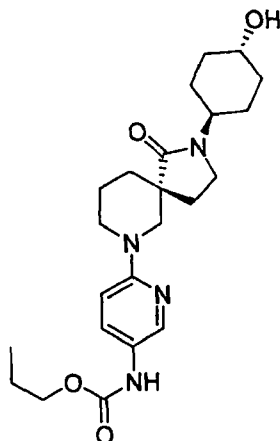
Ethyl {6-[(5R)-2-(trans-4-hydroxycyclohexyl)-1-oxo-2,7-diazaspiro[4.5]dec-7-yl]pyridin-3-yl}carbamate



10 This compound was prepared by using procedures analogous to those described for the synthesis of example 105. LC-MS: 417.3 (M+H)⁺.

Example 330

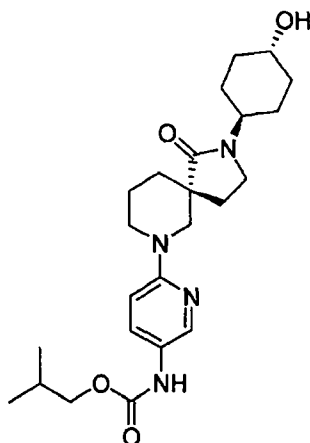
Propyl {6-[(5R)-2-(trans-4-hydroxycyclohexyl)-1-oxo-2,7-diazaspiro[4.5]dec-7-yl]pyridin-3-yl}carbamate



This compound was prepared by using procedures analogous to those described for the synthesis of example 105. LC-MS: 431.3 (M+H)⁺.

5 Example 331

Isobutyl {6-[(5R)-2-(trans-4-hydroxycyclohexyl)-1-oxo-2,7-diazaspiro[4.5]dec-7-yl]pyridin-3-yl}carbamate

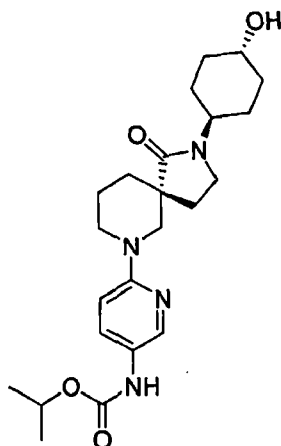


This compound was prepared by using procedures analogous to those described for the synthesis of example 105. LC-MS: 445.3 (M+H)⁺.

Example 332

Isopropyl {6-[(5R)-2-(trans-4-hydroxycyclohexyl)-1-oxo-2,7-diazaspiro[4.5]dec-7-yl]pyridin-3-yl}carbamate

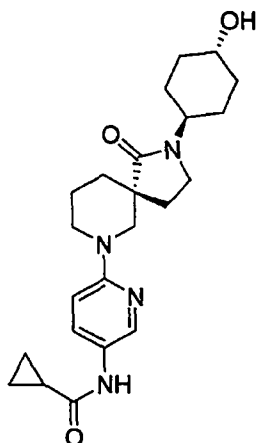
15



This compound was prepared by using procedures analogous to those described for the synthesis of example 105. LC-MS: 431.3 (M+H)⁺.

5 **Example 333**

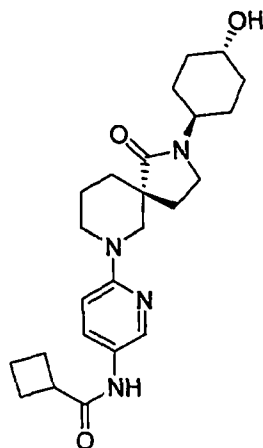
N-{6-[(5R)-2-(trans-4-Hydroxycyclohexyl)-1-oxo-2,7-diazaspiro[4.5]dec-7-yl]pyridin-3-yl}cyclopropanecarboxamide



10 This compound was prepared by using procedures analogous to those described for the synthesis of example 105. LC-MS: 413.3 (M+H)⁺.

Example 334

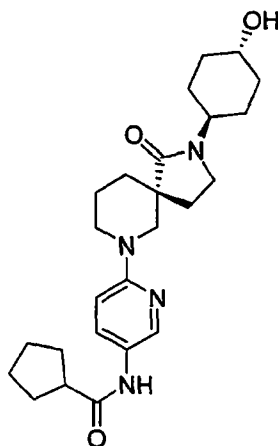
N-{6-[(5R)-2-(trans-4-Hydroxycyclohexyl)-1-oxo-2,7-diazaspiro[4.5]dec-7-yl]pyridin-3-yl}cyclobutanecarboxamide



This compound was prepared by using procedures analogous to those described for the synthesis of example 105. LC-MS: 427.3 (M+H)⁺.

5 **Example 335**

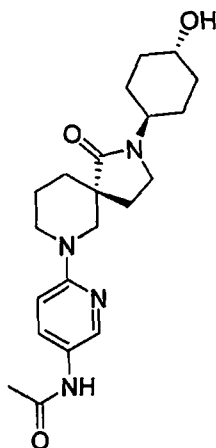
N-{6-[(5R)-2-(trans-4-Hydroxycyclohexyl)-1-oxo-2,7-diazaspiro[4.5]dec-7-yl]pyridin-3-yl}cyclopentanecarboxamide



10 This compound was prepared by using procedures analogous to those described for the synthesis of example 105. LC-MS: 441.3 (M+H)⁺.

Example 336

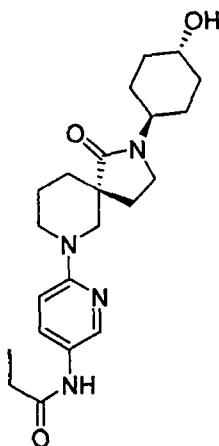
15 N-{6-[(5R)-2-(trans-4-Hydroxycyclohexyl)-1-oxo-2,7-diazaspiro[4.5]dec-7-yl]pyridin-3-yl}acetamide



This compound was prepared by using procedures analogous to those described for the synthesis of example 105. LC-MS: 387.3 (M+H)⁺.

5 **Example 337**

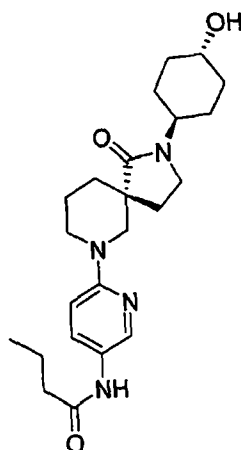
N-{6-[(5R)-2-(trans-4-Hydroxycyclohexyl)-1-oxo-2,7-diazaspiro[4.5]dec-7-yl]pyridin-3-yl}propanamide



10 This compound was prepared by using procedures analogous to those described for the synthesis of example 105. LC-MS: 401.3 (M+H)⁺.

Example 338

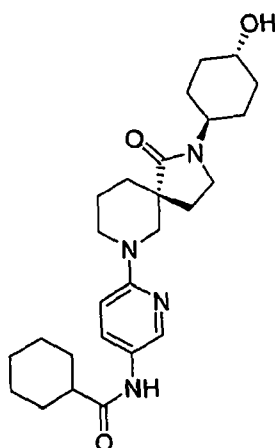
N-{6-[(5R)-2-(trans-4-Hydroxycyclohexyl)-1-oxo-2,7-diazaspiro[4.5]dec-7-yl]pyridin-3-yl}-2-methylpropanamide



This compound was prepared by using procedures analogous to those described for the synthesis of example 105. LC-MS: 415.3 (M+H)⁺.

5 Example 339

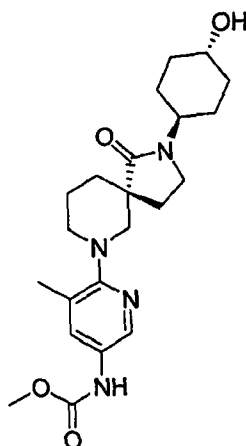
N-{6-[(5R)-2-(trans-4-Hydroxycyclohexyl)-1-oxo-2,7-diazaspiro[4.5]dec-7-yl]pyridin-3-yl}cyclohexanecarboxamide



10 This compound was prepared by using procedures analogous to those described for the synthesis of example 105. LC-MS: 455.3 (M+H)⁺.

Example 340

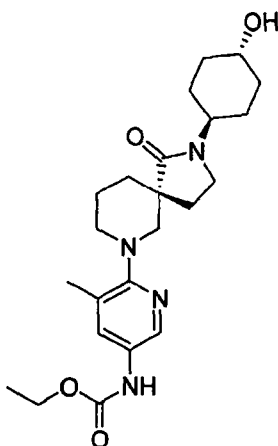
Methyl {6-[(5R)-2-(trans-4-hydroxycyclohexyl)-1-oxo-2,7-diazaspiro[4.5]dec-7-yl]-5-methylpyridin-3-yl}carbamate



This compound was prepared by using procedures analogous to those described for the synthesis of example 105. LC-MS: 417.1 (M+H)⁺.

5 **Example 341**

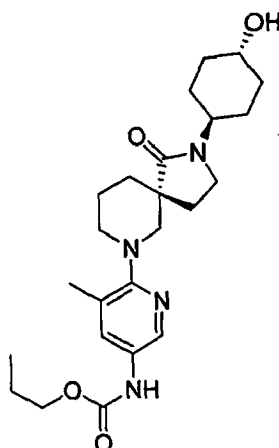
Ethyl {6-[(5R)-2-(trans-4-hydroxycyclohexyl)-1-oxo-2,7-diazaspiro[4.5]dec-7-yl]-5-methylpyridin-3-yl}carbamate



10 This compound was prepared by using procedures analogous to those described for the synthesis of example 105. LC-MS: 431.2 (M+H)⁺.

Example 342

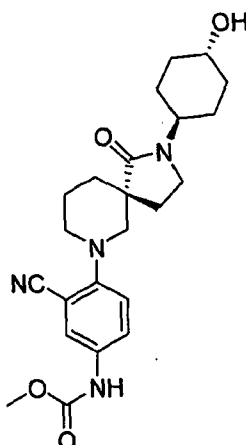
Propyl {6-[(5R)-2-(trans-4-hydroxycyclohexyl)-1-oxo-2,7-diazaspiro[4.5]dec-7-yl]-5-methylpyridin-3-yl}carbamate



This compound was prepared by using procedures analogous to those described for the synthesis of example 105. LC-MS: 445.1 (M+H)⁺.

5 Example 343

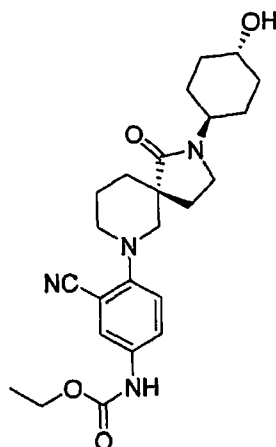
Methyl {3-cyano-4-[(5R)-2-(trans-4-hydroxycyclohexyl)-1-oxo-2,7-diazaspiro[4.5]dec-7-yl]phenyl}carbamate



This compound was prepared by using procedures analogous to those described for the synthesis of example 105. LC-MS: 427.2 (M+H)⁺.

Example 344

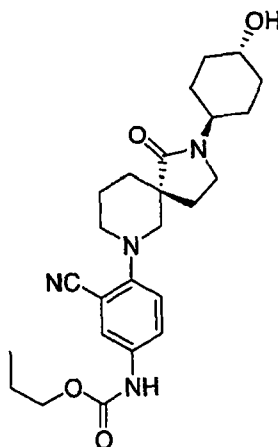
Ethyl {3-cyano-4-[(5R)-2-(trans-4-hydroxycyclohexyl)-1-oxo-2,7-diazaspiro[4.5]dec-7-yl]phenyl}carbamate



This compound was prepared by using procedures analogous to those described for the synthesis of example 105. LC-MS: 441.3 (M+H)⁺.

5 Example 345

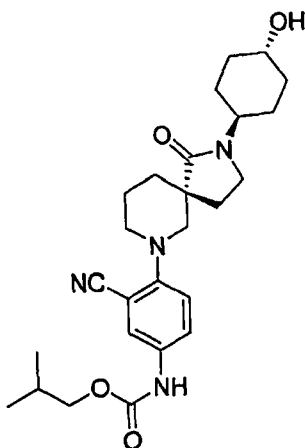
Propyl {3-cyano-4-[(5R)-2-(trans-4-hydroxycyclohexyl)-1-oxo-2,7-diazaspiro[4.5]dec-7-yl]phenyl}carbamate



10 This compound was prepared by using procedures analogous to those described for the synthesis of example 105. LC-MS: 455.3 (M+H)⁺.

Example 346

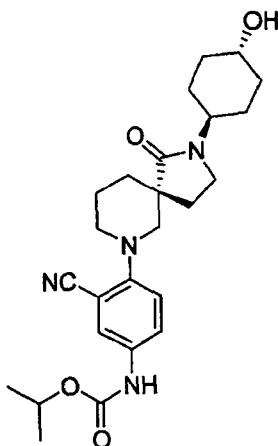
Isobutyl {3-cyano-4-[(5R)-2-(trans-4-hydroxycyclohexyl)-1-oxo-2,7-diazaspiro[4.5]dec-7-yl]phenyl}carbamate



This compound was prepared by using procedures analogous to those described for the synthesis of example 105. LC-MS: 469.3 (M+H)⁺.

5 **Example 347**

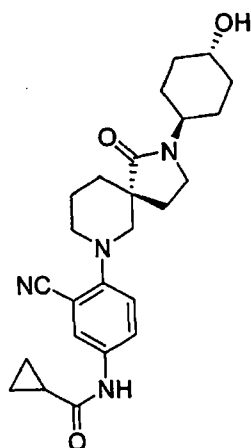
Isopropyl {3-cyano-4-[(5R)-2-(trans-4-hydroxycyclohexyl)-1-oxo-2,7-diazaspiro[4.5]dec-7-yl]phenyl}carbamate



10 This compound was prepared by using procedures analogous to those described for the synthesis of example 105. LC-MS: 455.3 (M+H)⁺.

Example 348

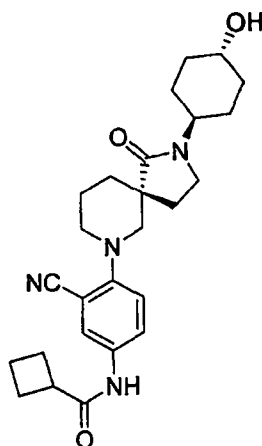
N-{3-Cyano-4-[(5R)-2-(trans-4-hydroxycyclohexyl)-1-oxo-2,7-diazaspiro[4.5]dec-7-yl]phenyl}cyclopropanecarboxamide



This compound was prepared by using procedures analogous to those described for the synthesis of example 105. LC-MS: 437.3 (M+H)⁺.

5 Example 349

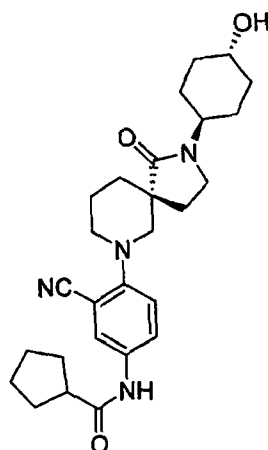
N-{3-Cyano-4-[(5R)-2-(trans-4-hydroxycyclohexyl)-1-oxo-2,7-diazaspiro[4.5]dec-7-yl]phenyl}cyclobutanecarboxamide



This compound was prepared by using procedures analogous to those described for the synthesis of example 105. LC-MS: 451.3 (M+H)⁺.

Example 350

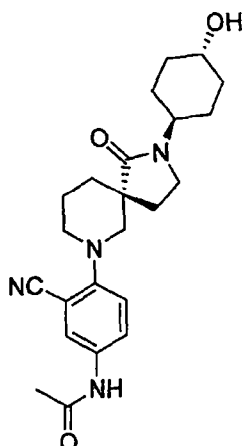
N-{3-Cyano-4-[(5R)-2-(trans-4-hydroxycyclohexyl)-1-oxo-2,7-diazaspiro[4.5]dec-7-yl]phenyl}cyclopentanecarboxamide



This compound was prepared by using procedures analogous to those described for the synthesis of example 105. LC-MS: 465.3 (M+H)⁺.

5 Example 351

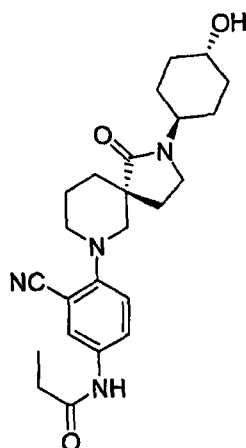
N-{3-Cyano-4-[(5R)-2-(trans-4-hydroxycyclohexyl)-1-oxo-2,7-diazaspiro[4.5]dec-7-yl]phenyl}acetamide



10 This compound was prepared by using procedures analogous to those described for the synthesis of example 105. LC-MS: 425.3 (M+H)⁺.

Example 352

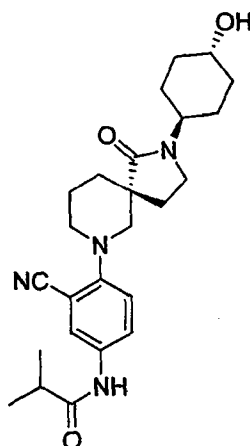
N-{3-Cyano-4-[(5R)-2-(trans-4-hydroxycyclohexyl)-1-oxo-2,7-diazaspiro[4.5]dec-7-yl]phenyl}propanamide



This compound was prepared by using procedures analogous to those described for the synthesis of example 105. LC-MS: 439.3 (M+H)⁺.

5 Example 353

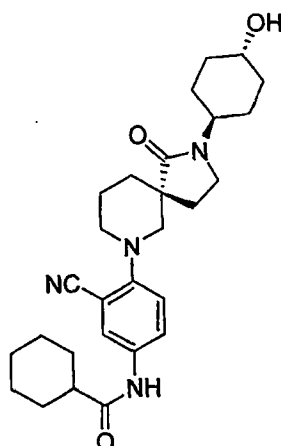
N-{3-Cyano-4-[(5R)-2-(trans-4-hydroxycyclohexyl)-1-oxo-2,7-diazaspiro[4.5]dec-7-yl]phenyl}-2-methylpropanamide



This compound was prepared by using procedures analogous to those described for the synthesis of example 105. LC-MS: 439.3 (M+H)⁺.

Example 354

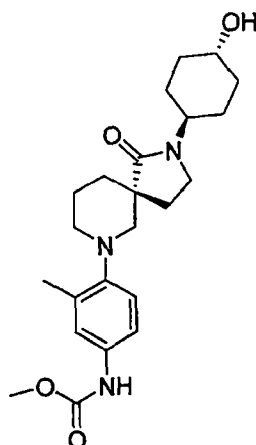
N-{3-Cyano-4-[(5R)-2-(trans-4-hydroxycyclohexyl)-1-oxo-2,7-diazaspiro[4.5]dec-7-yl]phenyl}cyclohexanecarboxamide



This compound was prepared by using procedures analogous to those described for the synthesis of example 105. LC-MS: 479.3 (M+H)⁺.

5 Example 355

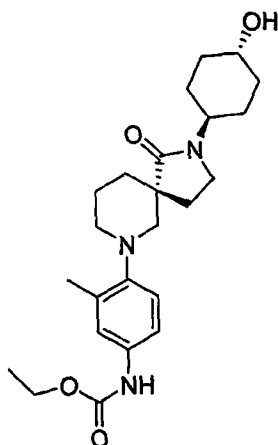
Methyl {4-[(5R)-2-(trans-4-hydroxycyclohexyl)-1-oxo-2,7-diazaspiro[4.5]dec-7-yl]-3-methylphenyl}carbamate



This compound was prepared by using procedures analogous to those described for the synthesis of example 105. LC-MS: 416.3 (M+H)⁺.

Example 356

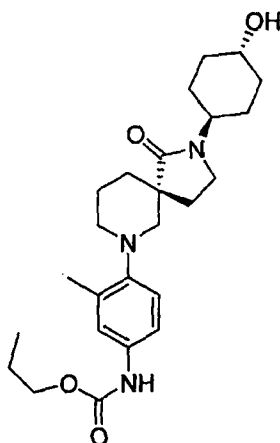
Ethyl {4-[(5R)-2-(trans-4-hydroxycyclohexyl)-1-oxo-2,7-diazaspiro[4.5]dec-7-yl]-3-methylphenyl}carbamate



This compound was prepared by using procedures analogous to those described for the synthesis of example 105. LC-MS: 430.3 (M+H)⁺.

5 **Example 357**

Propyl {4-[(5R)-2-(trans-4-hydroxycyclohexyl)-1-oxo-2,7-diazaspiro[4.5]dec-7-yl]-3-methylphenyl}carbamate

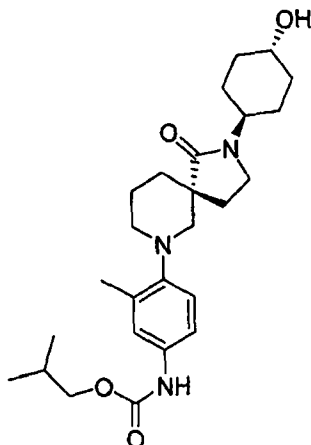


10 This compound was prepared by using procedures analogous to those described for the synthesis of example 105. LC-MS: 444.3 (M+H)⁺.

Example 358

Isobutyl {4-[(5R)-2-(trans-4-hydroxycyclohexyl)-1-oxo-2,7-diazaspiro[4.5]dec-7-yl]-3-methylphenyl}carbamate

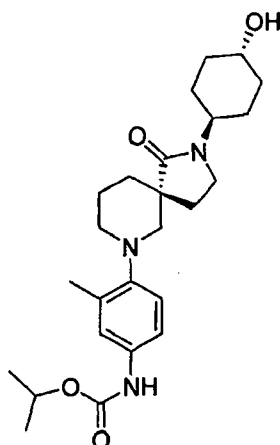
15



This compound was prepared by using procedures analogous to those described for the synthesis of example 105. LC-MS: 458.3 (M+H)⁺.

5 Example 359

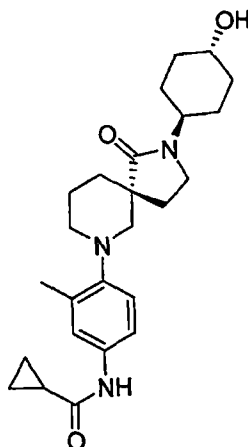
Isopropyl {4-[(5R)-2-(trans-4-hydroxycyclohexyl)-1-oxo-2,7-diazaspiro[4.5]dec-7-yl]-3-methylphenyl}carbamate



This compound was prepared by using procedures analogous to those described for the synthesis of example 105. LC-MS: 444.3 (M+H)⁺.

Example 360

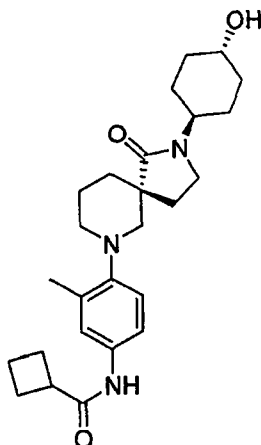
N-{4-[(5R)-2-(trans-4-Hydroxycyclohexyl)-1-oxo-2,7-diazaspiro[4.5]dec-7-yl]-3-methylphenyl}cyclopropanecarboxamide



This compound was prepared by using procedures analogous to those described for the synthesis of example 105. LC-MS: 426.3 (M+H)⁺.

5 **Example 361**

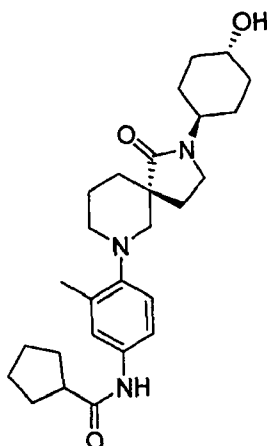
N-{4-[(5R)-2-(trans-4-Hydroxycyclohexyl)-1-oxo-2,7-diazaspiro[4.5]dec-7-yl]-3-methylphenyl}cyclobutanecarboxamide



10 This compound was prepared by using procedures analogous to those described for the synthesis of example 105. LC-MS: 440.3 (M+H)⁺.

Example 362

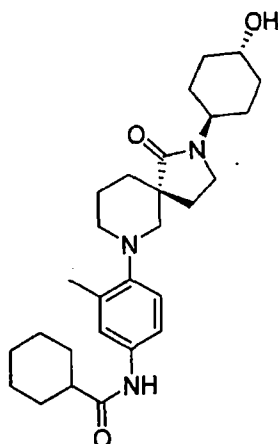
15 **N-{4-[(5R)-2-(trans-4-Hydroxycyclohexyl)-1-oxo-2,7-diazaspiro[4.5]dec-7-yl]-3-methylphenyl}cyclopentanecarboxamide**



This compound was prepared by using procedures analogous to those described for the synthesis of example 105. LC-MS: 454.4 (M+H)⁺.

5 Example 363

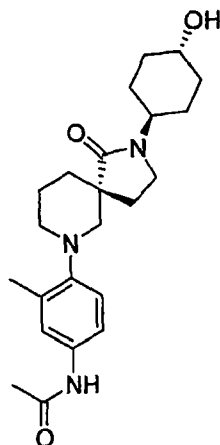
N-{4-[(5R)-2-(trans-4-Hydroxycyclohexyl)-1-oxo-2,7-diazaspiro[4.5]dec-7-yl]-3-methylphenyl}cyclohexanecarboxamide



This compound was prepared by using procedures analogous to those described for the
10 synthesis of example 105. LC-MS: 468.3 (M+H)⁺.

Example 364

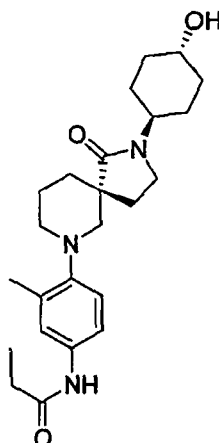
N-{4-[(5R)-2-(trans-4-Hydroxycyclohexyl)-1-oxo-2,7-diazaspiro[4.5]dec-7-yl]-3-methylphenyl}acetamide



This compound was prepared by using procedures analogous to those described for the synthesis of example 105. LC-MS: 400.3 (M+H)⁺.

5 Example 365

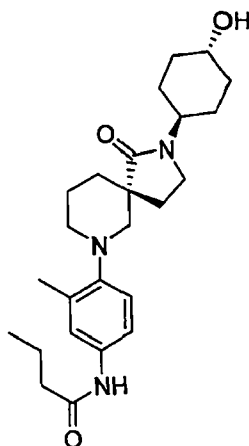
N-{4-[(5R)-2-(trans-4-Hydroxycyclohexyl)-1-oxo-2,7-diazaspiro[4.5]dec-7-yl]-3-methylphenyl}propanamide



This compound was prepared by using procedures analogous to those described for the synthesis of example 105. LC-MS: 414.3 (M+H)⁺.

Example 366

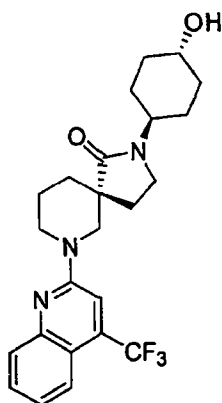
N-{4-[(5R)-2-(trans-4-Hydroxycyclohexyl)-1-oxo-2,7-diazaspiro[4.5]dec-7-yl]-3-methylphenyl}-2-methylpropanamide



This compound was prepared by using procedures analogous to those described for the synthesis of example 105. LC-MS: 428.3 (M+H)⁺.

5 **Example 367**

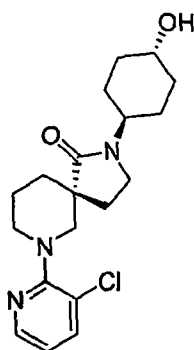
(5R)-2-(trans-4-Hydroxycyclohexyl)-7-[4-(trifluoromethyl)quinolin-2-yl]-2,7-diazaspiro[4.5]decan-1-one



10 This compound was prepared by using procedures analogous to those described for the synthesis of example 93. LC-MS: 448.3 (M+H)⁺.

Example 368

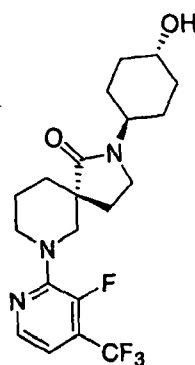
(5R)-7-(3-Chloropyridin-2-yl)-2-(trans-4-hydroxycyclohexyl)-2,7-diazaspiro[4.5]decan-1-one



This compound was prepared by using procedures analogous to those described for the synthesis of example 93. LC-MS: 364.2 (M+H)⁺.

5 Example 369

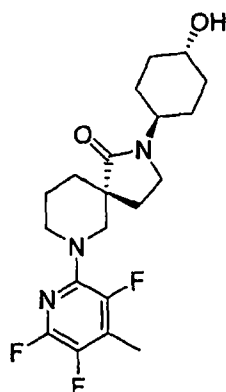
(5R)-7-[3-Fluoro-4-(trifluoromethyl)pyridin-2-yl]-2-(trans-4-hydroxycyclohexyl)-2,7-diazaspiro[4.5]decan-1-one



This compound was prepared by using procedures analogous to those described for the synthesis of example 93. LC-MS: 354.2 (M+H)⁺.

Example 370

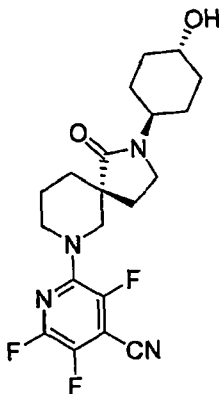
(5R)-2-(trans-4-Hydroxycyclohexyl)-7-(3,5,6-trifluoro-4-methylpyridin-2-yl)-2,7-diazaspiro[4.5]decan-1-one



This compound was prepared by using procedures analogous to those described for the synthesis of example 93. LC-MS: 398.2 (M+H)⁺.

Example 371

- 5 **2,3,5-Trifluoro-6-[(5R)-2-(trans-4-hydroxycyclohexyl)-1-oxo-2,7-diazaspiro[4.5]dec-7-yl]isonicotinonitrile**

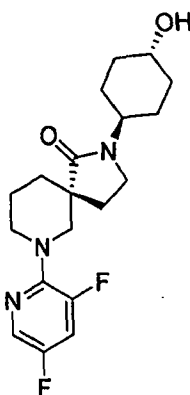


This compound was prepared by using procedures analogous to those described for the synthesis of example 93. LC-MS: 409.2 (M+H)⁺.

10

Example 372

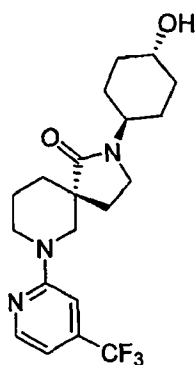
- (5R)-7-(3,5-Difluoropyridin-2-yl)-2-(trans-4-hydroxycyclohexyl)-2,7-diazaspiro[4.5]decan-1-one**



- 15 This compound was prepared by using procedures analogous to those described for the synthesis of example 93. LC-MS: 366.2 (M+H)⁺.

Example 373

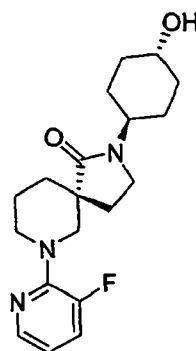
- (5R)-2-(trans-4-hydroxycyclohexyl)-7-[4-(trifluoromethyl)pyridin-2-yl]-2,7-diazaspiro[4.5]decan-1-one**



This compound was prepared by using procedures analogous to those described for the synthesis of example 93. LC-MS: 398.2 (M+H)⁺.

5 Example 374

(5R)-7-(3-Fluoropyridin-2-yl)-2-(trans-4-hydroxycyclohexyl)-2,7-diazaspiro[4.5]decan-1-one

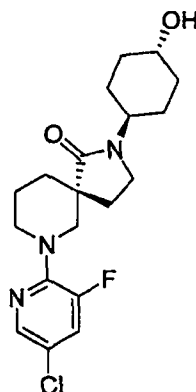


This compound was prepared by using procedures analogous to those described for the synthesis of example 29. LC-MS: 348.2 (M+H)⁺.

10

Example 375

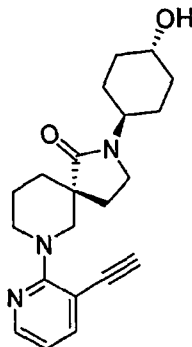
(5R)-7-(5-Chloro-3-fluoropyridin-2-yl)-2-(trans-4-hydroxycyclohexyl)-2,7-diazaspiro[4.5]decan-1-one



This compound was prepared by using procedures analogous to those described for the synthesis of example 93. LC-MS: 382.1 (M+H)⁺.

Example 376

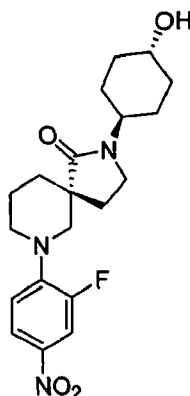
- 5 **(5R)-7-(3-Ethynylpyridin-2-yl)-2-(trans-4-hydroxycyclohexyl)-2,7-diazaspiro[4.5]decan-1-one**



- 10 A mixture of (5R)-2-(trans-4-hydroxycyclohexyl)-7-{3-[(trimethylsilyl)ethynyl] pyridin-2-yl}-2,7-diazaspiro[4.5]decan-1-one (10 mg, 0.00002 mol, this compound was prepared by using procedures analogous to those described for the synthesis of example 93), lithium hydroxide monohydrate (1.1 mg, 0.000026 mol) in tetrahydrofuran (0.5 mL, 0.006 mol) and a couple of drops of water was stirred at rt for 30 min. The crude reaction mixture was purified by prep-HPLC to afford 7.2 mg of the desired product. LC-MS: 354.2 (M+H)⁺.

Example 377

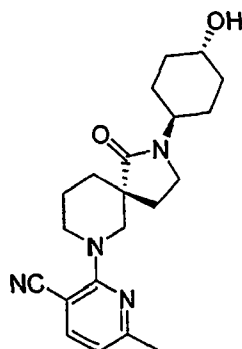
- 15 **7-(2-fluoro-4-nitrophenyl)-2-(trans-4-hydroxycyclohexyl)-2,7-diazaspiro[4.5]decan-1-one**



This compound was prepared by using procedures analogous to those described for the synthesis of example 43. LC-MS: 392.2 (M+H)⁺.

Example 378

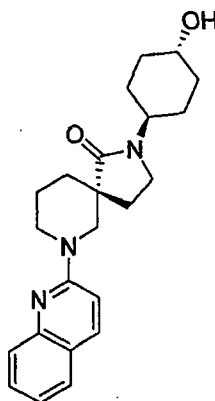
- 20 **2-[(5R)-2-(trans-4-Hydroxycyclohexyl)-1-oxo-2,7-diazaspiro[4.5]dec-7-yl]-6-methylnicotinonitrile**



This compound was prepared by using procedures analogous to those described for the synthesis of example 93. LC-MS: 369.2 (M+H)⁺.

5 **Example 379**

(5R)-2-(trans-4-Hydroxycyclohexyl)-7-quinolin-2-yl-2,7-diazaspiro[4.5]decan-1-one

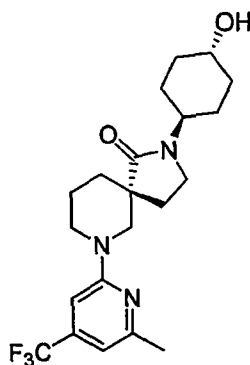


This compound was prepared by using procedures analogous to those described for the synthesis of example 93. LC-MS: 380.3 (M+H)⁺.

10

Example 380

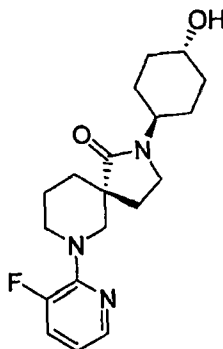
2-(trans-4-Hydroxycyclohexyl)-7-[6-methyl-4-(trifluoromethyl)pyridin-2-yl]-2,7-diazaspiro[4.5]decan-1-one



This compound was prepared by using procedures analogous to those described for the synthesis of example 93. LC-MS: 412.3 (M+H)⁺.

Example 381

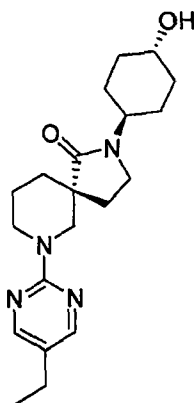
5 **(5R)-7-(3-Fluoropyridin-2-yl)-2-(trans-4-hydroxycyclohexyl)-2,7-diazaspiro[4.5]decan-1-one**



This compound was prepared by using procedures analogous to those described for the synthesis of example 93. LC-MS: 348.2 (M+H)⁺.

10 **Example 382**

7-(5-Ethylpyrimidin-2-yl)-2-(trans-4-hydroxycyclohexyl)-2,7-diazaspiro[4.5]decan-1-one

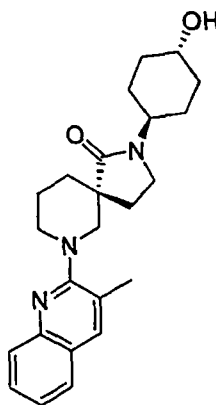


This compound was prepared by using procedures analogous to those described for the synthesis of example 29. LC-MS: 359.3 (M+H)⁺.

15

Example 383

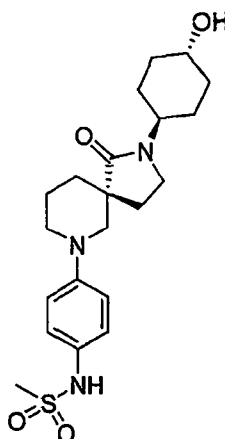
(5R)-2-(trans-4-Hydroxycyclohexyl)-7-(3-methylquinolin-2-yl)-2,7-diazaspiro[4.5]decan-1-one



This compound was prepared by using procedures analogous to those described for the synthesis of example 93. LC-MS: 394.3 (M+H)⁺.

5 **Example 384**

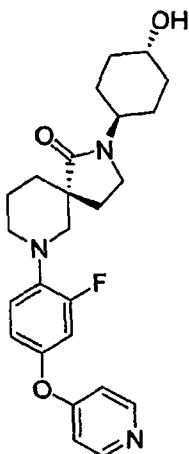
N-{4-[(5R)-2-(trans-4-Hydroxycyclohexyl)-1-oxo-2,7-diazaspiro[4.5]dec-7-yl]phenyl}methanesulfonamide



10 This compound was prepared by using procedures analogous to those described for the synthesis of example 105. LC-MS: 422.2 (M+H)⁺.

Example 385

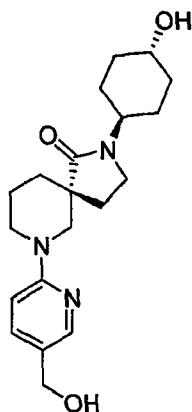
(5R)-7-[2-Fluoro-4-(pyridin-4-yloxy)phenyl]-2-(trans-4-hydroxycyclohexyl)-2,7-diazaspiro[4.5]decan-1-one



This compound was prepared by using procedures analogous to those described for the synthesis of example 180. LC-MS: 440.2 (M+H)⁺.

5 **Example 386**

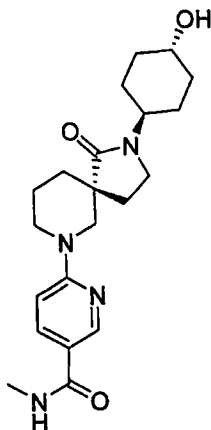
(5R)-2-(trans-4-Hydroxycyclohexyl)-7-[5-(hydroxymethyl)pyridin-2-yl]-2,7-diazaspiro[4.5]decan-1-one



10 This compound was prepared by using procedures analogous to those described for the synthesis of example 180. LC-MS: 440.2 (M+H)⁺.

Example 387

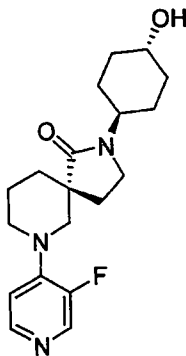
6-[(5R)-2-(trans-4-Hydroxycyclohexyl)-1-oxo-2,7-diazaspiro[4.5]dec-7-yl]-N-methylnicotinamide



This compound was prepared by using procedures analogous to those described for the synthesis of example 93. LC-MS: 387.3 (M+H)⁺.

5 **Example 388**

(5R)-7-(3-Fluoropyridin-4-yl)-2-(trans-4-hydroxycyclohexyl)-2,7-diazaspiro[4.5]decan-1-one

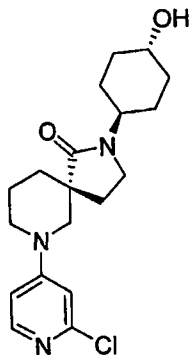


This compound was prepared by using procedures analogous to those described for the synthesis of example 93. LC-MS: 348.3 (M+H)⁺.

10

Example 389

(5R)-7-(2-Chloropyridin-4-yl)-2-(trans-4-hydroxycyclohexyl)-2,7-diazaspiro[4.5]decan-1-one

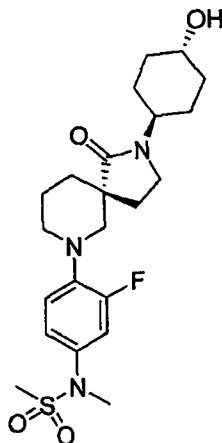


This compound was prepared by using procedures analogous to those described for the synthesis of example 93. LC-MS: 364.2 (M+H)⁺.

15

Example 390

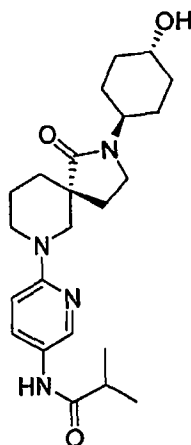
N-{3-Fluoro-4-[(5R)-2-(trans-4-hydroxycyclohexyl)-1-oxo-2,7-diazaspiro[4.5]dec-7-yl]phenyl}-N-methylmethanesulfonamide



5 A mixture of N-{3-fluoro-4-[(5R)-2-(trans-4-hydroxycyclohexyl)-1-oxo-2,7-diazaspiro[4.5]dec-7-yl]phenyl}methanesulfonamide (20 mg, 0.00006 mol, example 312), methyl iodide (4.1 μ L, 0.000066 mol), and potassium carbonate (10 mg, in excess) in acetone (2 mL, 0.03 mol) was stirred at rt for 2 h and then heated to 40 $^{\circ}$ C for 2 h. The reaction mixture was allowed to
10 cool to rt and was purified by prep- HPLC to afford the desired product. LC-MS: 454.2 (M+H)⁺.

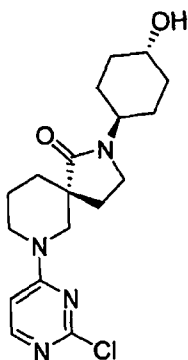
Example 391

N-{6-[(5R)-2-(trans-4-Hydroxycyclohexyl)-1-oxo-2,7-diazaspiro[4.5]dec-7-yl]pyridin-3-yl}-2-methylpropanamide



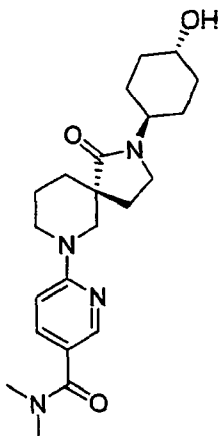
15 This compound was prepared by using procedures analogous to those described for the synthesis of example 105. LC-MS: 415.3 (M+H)⁺.

Example 392

7-(2-Chloropyrimidin-4-yl)-2-(trans-4-hydroxycyclohexyl)-2,7-diazaspiro[4.5]decan-1-one

This compound was prepared by using procedures analogous to those described for the synthesis of example 29. LC-MS: 365.2 (M+H)⁺.

5

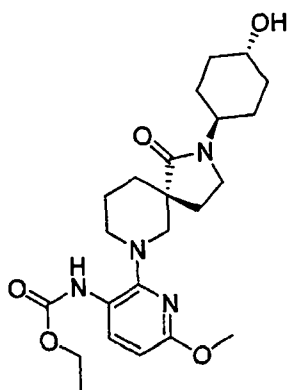
Example 393**6-[2-(trans-4-Hydroxycyclohexyl)-1-oxo-2,7-diazaspiro[4.5]dec-7-yl]-N,N-dimethylnicotinamide**

10

This compound was prepared by using procedures analogous to those described for the synthesis of example 29. LC-MS: 401.2 (M+H)⁺.

Example 394**Ethyl {2-[(5R)-2-(trans-4-hydroxycyclohexyl)-1-oxo-2,7-diazaspiro[4.5]dec-7-yl]-6-methoxypyridin-3-yl}carbamate**

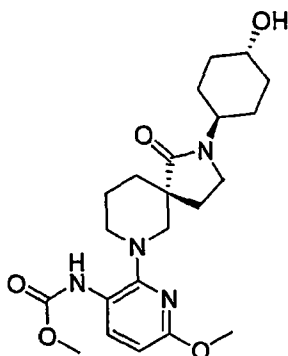
15



This compound was prepared by using procedures analogous to those described for the synthesis of example 105. LC-MS: 447.2 (M+H)⁺.

5 Example 395

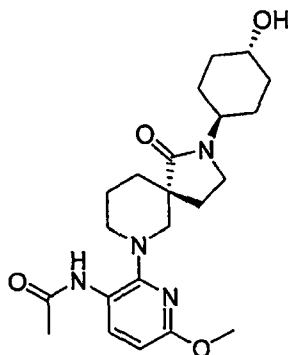
Methyl {2-[(5R)-2-(trans-4-hydroxycyclohexyl)-1-oxo-2,7-diazaspiro[4.5]dec-7-yl]-6-methoxypyridin-3-yl}carbamate



This compound was prepared by using procedures analogous to those described for the synthesis of example 105. LC-MS: 433.2 (M+H)⁺.

Example 396

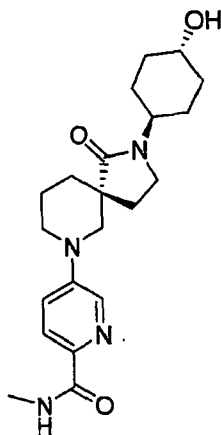
N-{2-[(5R)-2-(trans-4-Hydroxycyclohexyl)-1-oxo-2,7-diazaspiro[4.5]dec-7-yl]-6-methoxypyridin-3-yl}acetamide



This compound was prepared by using procedures analogous to those described for the synthesis of example 105. LC-MS: 417.2 (M+H)⁺.

Example 397

- 5 **5-[(5R)-2-(trans-4-Hydroxycyclohexyl)-1-oxo-2,7-diazaspiro[4.5]dec-7-yl]-N-methylpyridine-2-carboxamide**

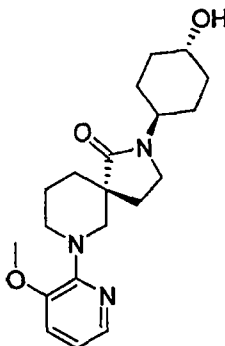


This compound was prepared by using procedures analogous to those described for the synthesis of example 180. LC-MS: 387.2 (M+H)⁺.

10

Example 398

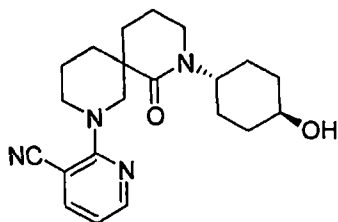
- (5R)-2-(trans-4-Hydroxycyclohexyl)-7-(3-methoxypyridin-2-yl)-2,7-diazaspiro[4.5]decan-1-one**



- 15 This compound was prepared by using procedures analogous to those described for the synthesis of example 93. LC-MS: 360.2 (M+H)⁺.

Example 399

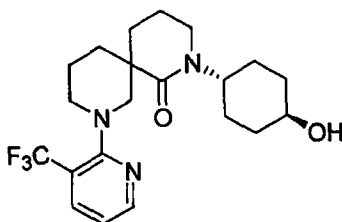
- 2-[8-(trans-4-Hydroxycyclohexyl)-7-oxo-2,8-diazaspiro[5.5]undec-2-yl]nicotinonitrile**



This compound was prepared by using procedures analogous to those described for the synthesis of example 92. LC-MS: 369.2 (M+H)⁺.

5 Example 400

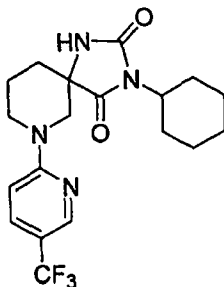
2-(trans-4-Hydroxycyclohexyl)-8-[3-(trifluoromethyl)pyridin-2-yl]-2,8-diazaspiro[5.5]undecan-1-one



This compound was prepared by using procedures analogous to those described for the synthesis of example 92. LC-MS: 412.2 (M+H)⁺.

Example 401

3-Cyclohexyl-7-[5-(trifluoromethyl)pyridin-2-yl]-1,3,7-triazaspiro[4.5]decane-2,4-dione



15 Step 1. *tert*-butyl 3-oxopiperidine-1-carboxylate

To a solution of pyridinium chlorochromate (3.21 g, 0.0149 mol) in methylene chloride (18 mL) was added another solution of *tert*-butyl 3-hydroxypiperidine-1-carboxylate (1.00 g, 0.00497 mol) in 7 mL methylene chloride at rt. After stirring for 18 h, the reaction mixture was diluted with diethyl ether, filtered through a bed of celite, concentrated *in-vacuo*, and then purified by Combiflash

20 to afford the desired product verified by NMR.

Step 2. *tert*-butyl 2,4-dioxo-1,3,7-triazaspiro[4.5]decane-7-carboxylate

A mixture of tert-butyl 3-oxopiperidine-1-carboxylate (0.20 g, 0.0010 mol), potassium cyanide (0.13 g, 0.0020 mol) and ammonium carbonate (0.77 g, 0.0080 mol) in ethanol (4.0 mL, 0.068 mol) and water (2.0 mL) was stirred at 70 °C for 4 h. The mixture was then diluted with ethyl acetate and washed with water, brine, dried and concentrated to give the desired product. LC-MS:

5 292.0 (M+Na)⁺.

Step 3. tert-butyl 3-cyclohexyl-2,4-dioxo-1,3,7-triazaspiro[4.5]decane-7-carboxylate

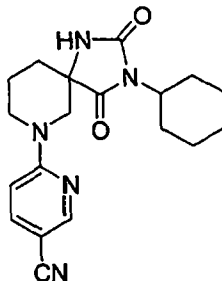
Diethyl azodicarboxylate (0.315 mL, 0.00200 mol) was added to a mixture of tert-butyl 2,4-dioxo-1,3,7-triazaspiro[4.5]decane-7-carboxylate (269.3 mg, 0.001000 mol), cyclohexanol (0.156 mL, 0.00150 mol), and triphenylphosphine (524 mg, 0.00200 mol) in tetrahydrofuran (6 mL, 0.08 mol). The reaction mixture was stirred at room temperature overnight. The mixture was concentrated and the residue was purified by Combiflash with ethyl acetate/heaxane. LC-MS: 296.2 (M - Bu + 2H)⁺.

15 *Step 4. 3-cyclohexyl-7-[5-(trifluoromethyl)pyridin-2-yl]-1,3,7-triazaspiro[4.5]decane-2,4-dione*

This compound was prepared by using procedures analogous to those described for the synthesis of example 92, steps 3 and 4. LC-MS: 397.2 (M+H)⁺.

Example 402

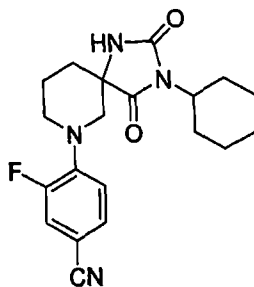
20 **6-(3-cyclohexyl-2,4-dioxo-1,3,7-triazaspiro[4.5]dec-7-yl)nicotinonitrile**



This compound was prepared by using procedures analogous to those described for the synthesis of example 401. LC-MS: 354.2 (M+H)⁺.

25 **Example 403**

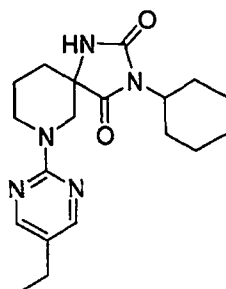
4-(3-Cyclohexyl-2,4-dioxo-1,3,7-triazaspiro[4.5]dec-7-yl)-3-fluorobenzonitrile



This compound was prepared by using procedures analogous to those described for the synthesis of example 401. LC-MS: 393.1 (M+Na)⁺, 371.1 (M+H)⁺.

5 Example 404

3-Cyclohexyl-7-(5-ethylpyrimidin-2-yl)-1,3,7-triazaspiro[4.5]decane-2,4-dione

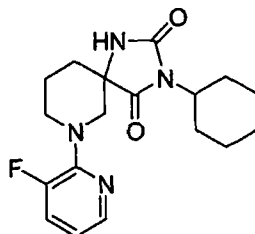


This compound was prepared by using procedures analogous to those described for the synthesis of example 401. LC-MS: 358.1 (M+H)⁺.

10

Example 405

3-Cyclohexyl-7-(3-fluoropyridin-2-yl)-1,3,7-triazaspiro[4.5]decane-2,4-dione

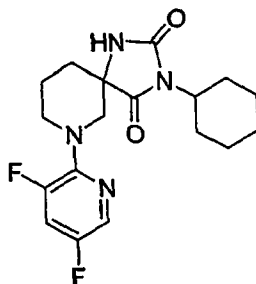


This compound was prepared by using procedures analogous to those described for the synthesis of example 401. LC-MS: 347.1 (M+H)⁺.

15

Example 406

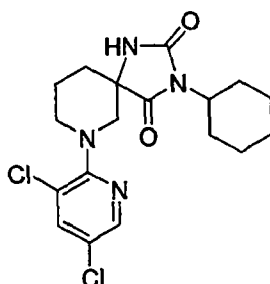
3-Cyclohexyl-7-(3,5-difluoropyridin-2-yl)-1,3,7-triazaspiro[4.5]decane-2,4-dione



This compound was prepared by using procedures analogous to those described for the synthesis of example 401. LC-MS: 365.2 (M+H)⁺.

5 Example 407

3-Cyclohexyl-7-(3,5-dichloropyridin-2-yl)-1,3,7-triazaspiro[4.5]decane-2,4-dione

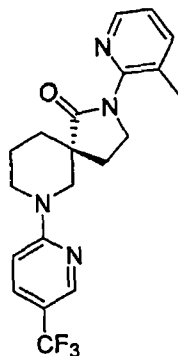


This compound was prepared by using procedures analogous to those described for the synthesis of example 401. LC-MS: 397.1/399.1 (M+H)⁺.

10

Example 408

2-(3-Methylpyridin-2-yl)-7-[5-(trifluoromethyl)pyridin-2-yl]-2,7-diazaspiro[4.5]decan-1-one

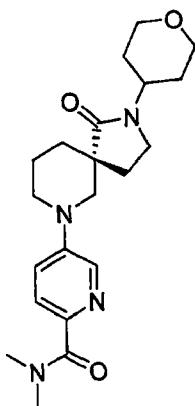


This compound was prepared by using procedures analogous to those described for the synthesis of example 92. LC-MS: 391.2 (M+H)⁺.

15

Example 409

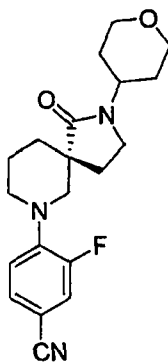
N,N-Dimethyl-5-[(5R)-1-oxo-2-(tetrahydro-2H-pyran-4-yl)-2,7-diazaspiro[4.5]dec-7-yl]pyridine-2-carboxamide



This compound was prepared by using procedures analogous to those described for the synthesis of example 180. LC-MS: 387.2 (M+H)⁺.

5 Example 410

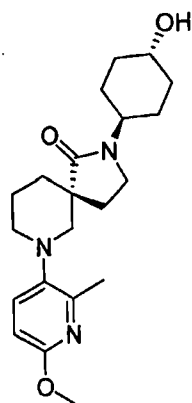
3-Fluoro-4-[(5R)-1-oxo-2-(tetrahydro-2H-pyran-4-yl)-2,7-diazaspiro[4.5]dec-7-yl]benzonitrile



This compound was prepared by using procedures analogous to those described for the
10 synthesis of example 43. LC-MS: 358.2 (M+H)⁺.

Example 411

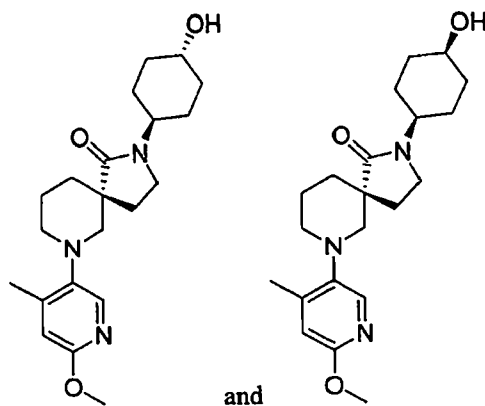
(5R)-2-(trans-4-Hydroxycyclohexyl)-7-(6-methoxy-2-methylpyridin-3-yl)-2,7-diazaspiro[4.5]decan-1-one



This compound was prepared by using procedures analogous to those described for the synthesis of example 180. LC-MS: 374.2 (M+H)⁺.

5 Example 412

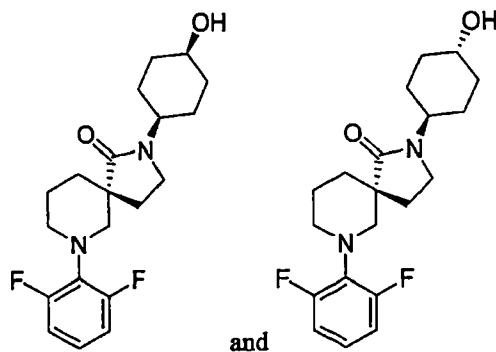
(5R)-2-(4-Hydroxycyclohexyl)-7-(6-methoxy-4-methylpyridin-3-yl)-2,7-diazaspiro[4.5]decan-1-one



This compound was prepared by using procedures analogous to those described for the synthesis of example 180. LC-MS: 374.2 (M+H)⁺.

Example 413

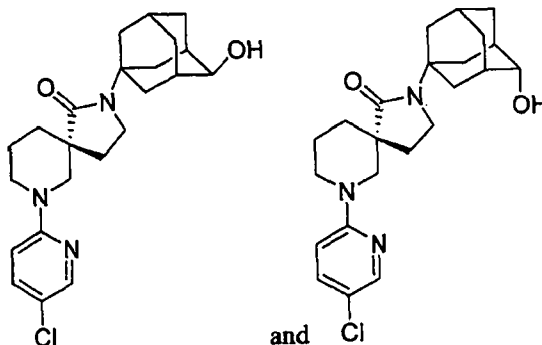
(5R)-7-(2,6-Difluorophenyl)-2-(4-hydroxycyclohexyl)-2,7-diazaspiro[4.5]decan-1-one



This compound was prepared by using procedures analogous to those described for the synthesis of example 180. LC-MS: 365.2 (M+H)⁺.

Example 414

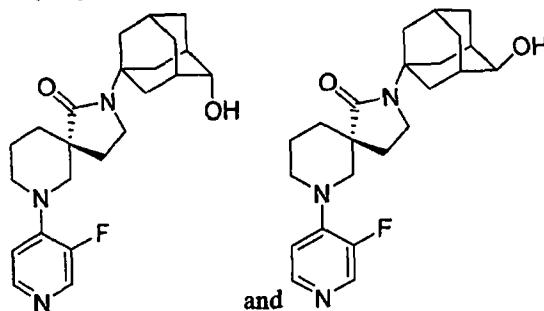
5 **7-(5-Chloropyridin-2-yl)-2-(4-hydroxy-1-adamantyl)-2,7-diazaspiro[4.5]decan-1-one**



This compound was prepared by using procedures analogous to those described for the synthesis of example 93. LC-MS: 416.2 (M+H)⁺.

10 **Example 415**

7-(3-Fluoropyridin-4-yl)-2-(4-hydroxy-1-adamantyl)-2,7-diazaspiro[4.5]decan-1-one

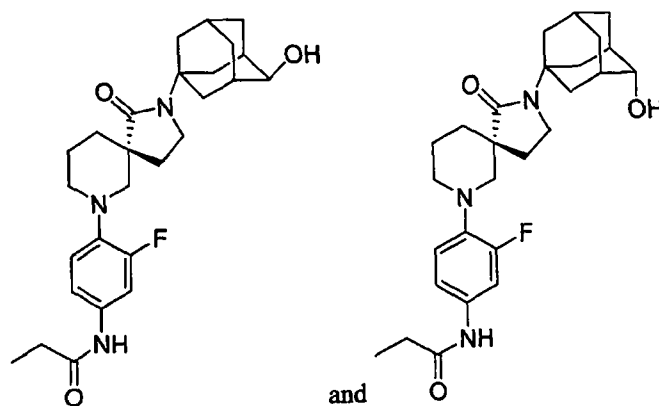


This compound was prepared by using procedures analogous to those described for the synthesis of example 93. LC-MS: 400.1 (M+H)⁺.

15

Example 416

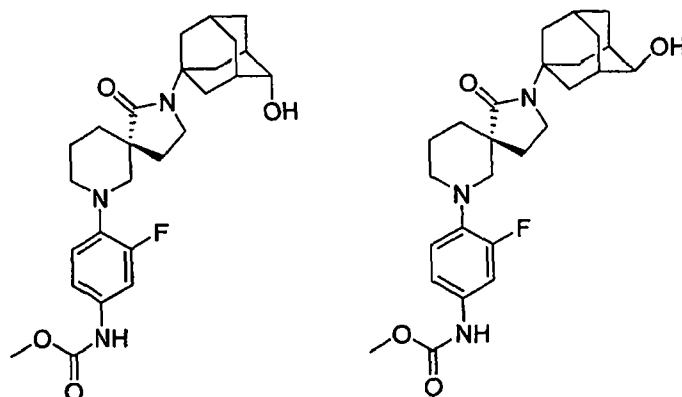
N-{3-Fluoro-4-[2-(4-hydroxy-1-adamantyl)-1-oxo-2,7-diazaspiro[4.5]dec-7-yl]phenyl}propanamide



This compound was prepared by using procedures analogous to those described for the synthesis of example 105. LC-MS: 470.1 (M+H)⁺.

5 Example 417

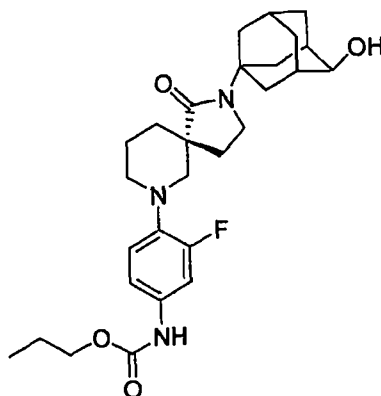
Methyl {3-fluoro-4-[2-(4-hydroxy-1-adamantyl)-1-oxo-2,7-diazaspiro[4.5]dec-7-yl]phenyl}carbamate



This compound was prepared by using procedures analogous to those described for the synthesis of example 105. LC-MS: 472.1 (M+H)⁺.

Example 418

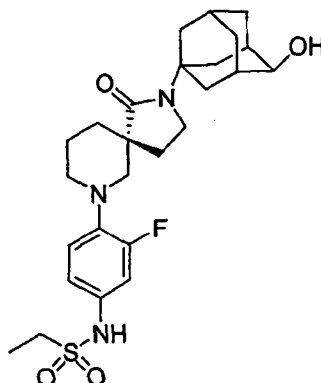
Propyl {3-fluoro-4-[2-(4-hydroxy-1-adamantyl)-1-oxo-2,7-diazaspiro[4.5]dec-7-yl]phenyl}carbamate



This compound was prepared by using procedures analogous to those described for the synthesis of example 105. LC-MS: 500.1 (M+H)⁺.

5 Example 419

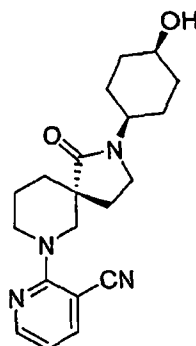
N-{3-Fluoro-4-[2-(4-hydroxy-1-adamantyl)-1-oxo-2,7-diazaspiro[4.5]dec-7-yl]phenyl}ethanesulfonamide



This compound was prepared by using procedures analogous to those described for the synthesis of example 105. LC-MS: 506.1 (M+H)⁺.

Example 420

2-[(5R)-2-(cis-4-Hydroxycyclohexyl)-1-oxo-2,7-diazaspiro[4.5]dec-7-yl]nicotinonitrile



15 *Step 1. benzyl (5R)-2-[cis-4-(benzoyloxy)cyclohexyl]-1-oxo-2,7-diazaspiro[4.5]decane-7-carboxylate*

Diethyl azodicarboxylate (163.0 μ L, 0.001035 mol) was added to a mixture of benzyl (5R)-2-(trans-4-hydroxycyclohexyl)-1-oxo-2,7-diazaspiro[4.5]decane-7-carboxylate (200.0 mg, 0.0005175 mol, this compound was prepared by using procedures analogous to those described for the synthesis of example 1, steps 1-4), and triphenylphosphine (271.4 mg, 0.001035 mol) in tetrahydrofuran (3.0 mL, 0.037 mol) at rt. The mixture was stirred at rt for 5 minutes, then benzoic acid (66.36 mg, 0.0005434 mol) was added. After stirring for additional 2 h, the volatiles in the mixture were removed *in-vacuo* and the residue was purified by flash chromatography to afford the desired product.

Step 2. cis-4-[(5R)-1-oxo-2,7-diazaspiro[4.5]dec-2-yl]cyclohexyl benzoate

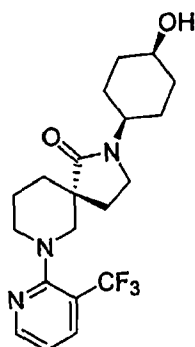
Benzyl (5R)-2-[cis-4-(benzoyloxy)cyclohexyl]-1-oxo-2,7-diazaspiro[4.5]decane-7-carboxylate (0.16 g, 0.00033 mol) in methanol (5 mL, 0.1 mol) was stirred with palladium (20 mg, 0.00002 mol) under an atmosphere of hydrogen for 2 h. The mixture was filtered and the filtrate was concentrated to afford the desired product. LC-MS: 357.2 (M+H)⁺.

Step 3. 2-[(5R)-2-(cis-4-hydroxycyclohexyl)-1-oxo-2,7-diazaspiro[4.5]dec-7-yl]nicotinonitrile

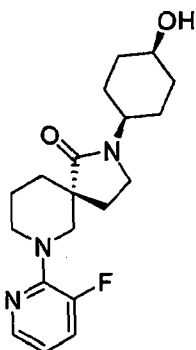
A mixture of cis-4-[(5R)-1-oxo-2,7-diazaspiro[4.5]dec-2-yl]cyclohexyl benzoate (19.0 mg, 0.0000533 mol), 2-chloronicotinonitrile (8.12 mg, 0.0000586 mol) and *N,N*-diisopropylethylamine (20.0 μ L, 0.000115 mol) in *N*-methylpyrrolidinone (0.6 mL, 0.006 mol) was irradiated by microwaves at 180 °C for 20 min. After cooling to rt, lithium hydroxide aqueous solution (1.0 M, 0.150 mL) was added, followed by methanol (0.2 mL). The mixture was heated at 100 °C for 5 h. The crude reaction mixture was then purified by prep-HPLC under basic conditions to afford the desired product. LC-MS: 355.2 (M+H)⁺.

Example 421

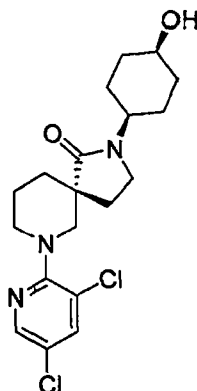
(5R)-2-(cis-4-Hydroxycyclohexyl)-7-[3-(trifluoromethyl)pyridin-2-yl]-2,7-diazaspiro[4.5]decane-1-one



This compound was prepared by using procedures analogous to those described for the synthesis of example 420. LC-MS: 398.2 (M+H)⁺.

Example 422**(5R)-7-(3-Fluoropyridin-2-yl)-2-(cis-4-hydroxycyclohexyl)-2,7-diazaspiro[4.5]decan-1-one**

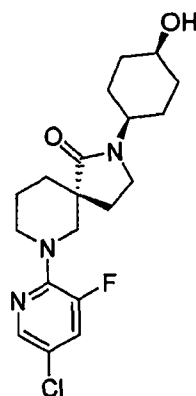
This compound was prepared by using procedures analogous to those described for the synthesis of example 420. LC-MS: 348.2 (M+H)⁺.

Example 423**(5R)-7-(3,5-Dichloropyridin-2-yl)-2-(cis-4-hydroxycyclohexyl)-2,7-diazaspiro[4.5]decan-1-one**

This compound was prepared by using procedures analogous to those described for the synthesis of example 420. LC-MS: 398.1/400.2 (M+H)⁺.

Example 424**(5R)-7-(5-Chloro-3-fluoropyridin-2-yl)-2-(cis-4-hydroxycyclohexyl)-2,7-diazaspiro[4.5]decan-1-one**

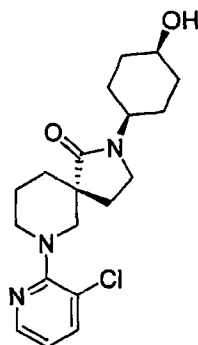
one



This compound was prepared by using procedures analogous to those described for the synthesis of example 420. LC-MS: 382.2 (M+H)⁺.

5 Example 425

(5R)-7-(3-Chloropyridin-2-yl)-2-(cis-4-hydroxycyclohexyl)-2,7-diazaspiro[4.5]decan-1-one

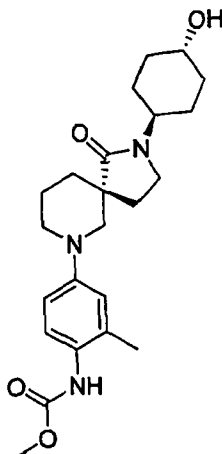


This compound was prepared by using procedures analogous to those described for the synthesis of example 420. LC-MS: 364.2 (M+H)⁺.

10

Example 426

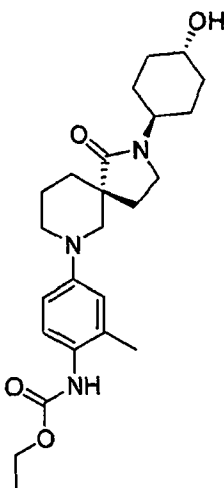
Methyl {4-[(5R)-2-(trans-4-hydroxycyclohexyl)-1-oxo-2,7-diazaspiro[4.5]dec-7-yl]-2-methylphenyl}carbamate



This compound was prepared by using procedures analogous to those described for the synthesis of example 105. LC-MS: 416.2 (M+H)⁺.

5 **Example 427**

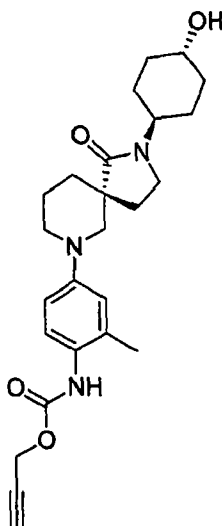
Ethyl {4-[(5R)-2-(trans-4-hydroxycyclohexyl)-1-oxo-2,7-diazaspiro[4.5]dec-7-yl]-2-methylphenyl}carbamate



10 This compound was prepared by using procedures analogous to those described for the synthesis of example 105. LC-MS: 430.3 (M+H)⁺.

Example 428

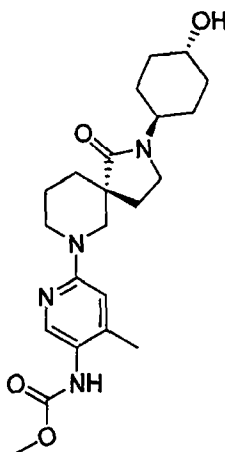
Prop-2-yn-1-yl {4-[(5R)-2-(trans-4-hydroxycyclohexyl)-1-oxo-2,7-diazaspiro[4.5]dec-7-yl]-2-methylphenyl}carbamate



This compound was prepared by using procedures analogous to those described for the synthesis of example 105. LC-MS: 440.3 (M+H)⁺.

5 **Example 429**

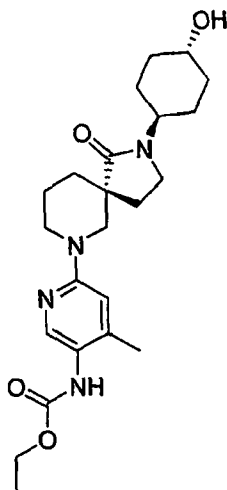
Methyl {6-[(5R)-2-(trans-4-hydroxycyclohexyl)-1-oxo-2,7-diazaspiro[4.5]dec-7-yl]-4-methylpyridin-3-yl}carbamate



10 This compound was prepared by using procedures analogous to those described for the synthesis of example 105. LC-MS: 417.2 (M+H)⁺.

Example 430

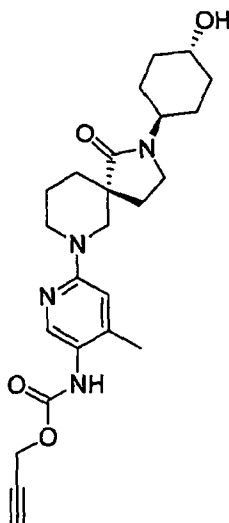
Ethyl {6-[(5R)-2-(trans-4-hydroxycyclohexyl)-1-oxo-2,7-diazaspiro[4.5]dec-7-yl]-4-methylpyridin-3-yl}carbamate



This compound was prepared by using procedures analogous to those described for the synthesis of example 105. LC-MS: 431.3 (M+H)⁺.

5 Example 431

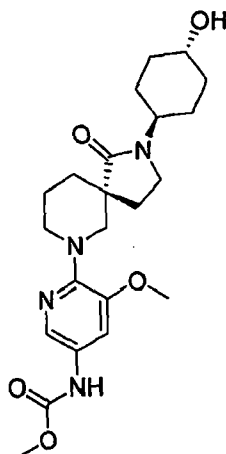
Prop-2-yn-1-yl {6-[(5R)-2-(trans-4-hydroxycyclohexyl)-1-oxo-2,7-diazaspiro[4.5]dec-7-yl]-4-methylpyridin-3-yl}carbamate



This compound was prepared by using procedures analogous to those described for the synthesis of example 105. LC-MS: 441.2 (M+H)⁺.

Example 432

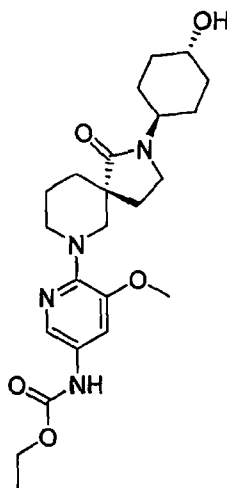
Methyl {6-[(5R)-2-(trans-4-hydroxycyclohexyl)-1-oxo-2,7-diazaspiro[4.5]dec-7-yl]-5-methoxypyridin-3-yl}carbamate



This compound was prepared by using procedures analogous to those described for the synthesis of example 105. LC-MS: 433.3 (M+H)⁺.

5 Example 433

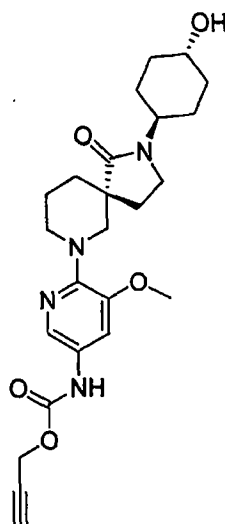
Ethyl {6-[(5R)-2-(trans-4-hydroxycyclohexyl)-1-oxo-2,7-diazaspiro[4.5]dec-7-yl]-5-methoxypyridin-3-yl}carbamate



This compound was prepared by using procedures analogous to those described for the synthesis of example 105. LC-MS: 447.3 (M+H)⁺.

Example 434

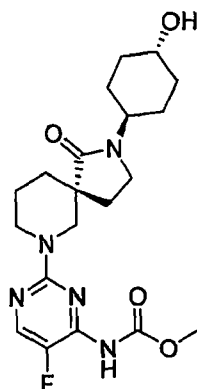
Prop-2-yn-1-yl {6-[(5R)-2-(trans-4-hydroxycyclohexyl)-1-oxo-2,7-diazaspiro[4.5]dec-7-yl]-5-methoxypyridin-3-yl}carbamate



This compound was prepared by using procedures analogous to those described for the synthesis of example 105. LC-MS: 457.2 (M+H)⁺.

5 Example 435

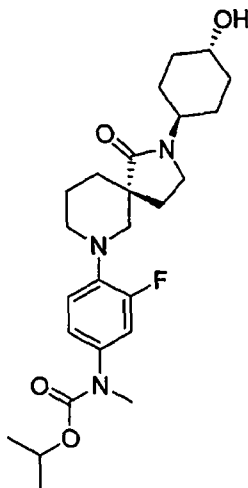
Methyl {5-fluoro-2-[(5R)-2-(trans-4-hydroxycyclohexyl)-1-oxo-2,7-diazaspiro[4.5]dec-7-yl]pyrimidin-4-yl}carbamate



This compound was prepared by using procedures analogous to those described for the synthesis of example 105. LC-MS: 457.2 (M+H)⁺.

Example 436

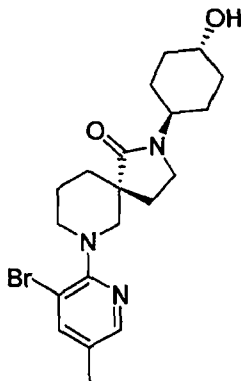
Isopropyl {3-fluoro-4-[(5R)-2-(trans-4-hydroxycyclohexyl)-1-oxo-2,7-diazaspiro[4.5]dec-7-yl]phenyl}methylcarbamate



A mixture of isopropyl {3-fluoro-4-[(5R)-2-(trans-4-hydroxycyclohexyl)-1-oxo-2,7-diazaspiro[4.5]dec-7-yl]phenyl}carbamate (6 mg, 0.00001 mol, this compound was prepared by using procedures analogous to those described for the synthesis of example 105), methyl iodide (0.5 mL, 0.008 mol), and potassium carbonate (6 mg, 0.00004 mol) was stirred at rt for 24 h at 60 °C. After cooling, the reaction mixture was purified by prep.-HPLC to afford the desired product. LC-MS: 462.3 (M+H)⁺.

Example 437

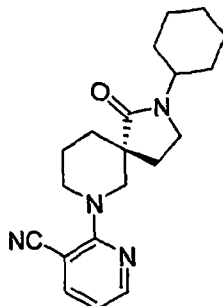
(5R)-7-(3-Bromo-5-methylpyridin-2-yl)-2-(trans-4-hydroxycyclohexyl)-2,7-diazaspiro[4.5]decan-1-one



This compound was prepared by using procedures analogous to those described for the synthesis of example 93. LC-MS: 422.2/424.2 (M+H)⁺.

Example 438

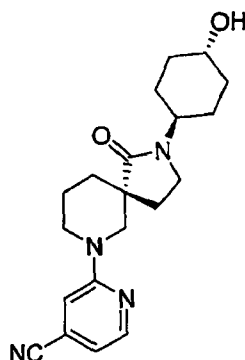
2-[(5R)-2-Cyclohexyl-1-oxo-2,7-diazaspiro[4.5]dec-7-yl]nicotinonitrile



This compound was prepared by using procedures analogous to those described for the synthesis of example 93. LC-MS: 339.2 (M+H)⁺.

5 **Example 439**

2-[(5R)-2-(trans-4-Hydroxycyclohexyl)-1-oxo-2,7-diazaspiro[4.5]dec-7-yl]isonicotinonitrile

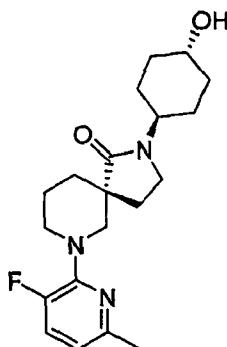


This compound was prepared by using procedures analogous to those described for the synthesis of example 93. LC-MS: 355.2 (M+H)⁺.

10

Example 440

(5R)-7-(3-Fluoro-6-methylpyridin-2-yl)-2-(trans-4-hydroxycyclohexyl)-2,7-diazaspiro[4.5]decan-1-one

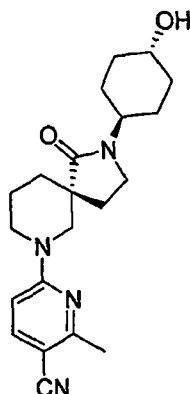


15

This compound was prepared by using procedures analogous to those described for the synthesis of example 93. LC-MS: 355.2 (M+H)⁺.

Example 441

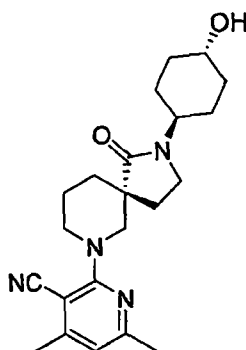
6-[(5R)-2-(trans-4-Hydroxycyclohexyl)-1-oxo-2,7-diazaspiro[4.5]dec-7-yl]-2-methylnicotinonitrile



5 This compound was prepared by using procedures analogous to those described for the synthesis of example 93. LC-MS: 369.2 (M+H)⁺.

Example 442

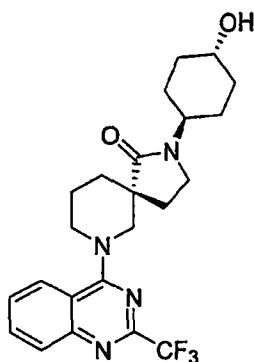
2-[(5R)-2-(trans-4-Hydroxycyclohexyl)-1-oxo-2,7-diazaspiro[4.5]dec-7-yl]-4,6-
10 dimethylnicotinonitrile



This compound was prepared by using procedures analogous to those described for the synthesis of example 93. LC-MS: 383.2 (M+H)⁺.

15 **Example 443**

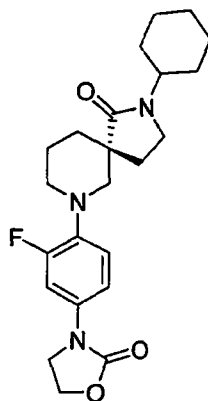
(5R)-2-(trans-4-Hydroxycyclohexyl)-7-[2-(trifluoromethyl)quinazolin-4-yl]-2,7-diazaspiro[4.5]decan-1-one



This compound was prepared by using procedures analogous to those described for the synthesis of example 93. LC-MS: 449.1 (M+H)⁺.

5 Example 444

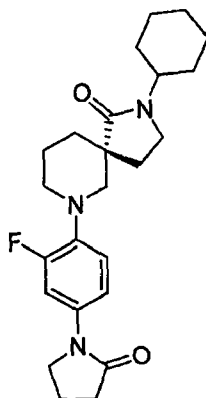
(5R)-2-Cyclohexyl-7-[2-fluoro-4-(2-oxo-1,3-oxazolidin-3-yl)phenyl]-2,7-diazaspiro[4.5]decan-1-one



This compound was prepared by using procedures analogous to those described for the
10 synthesis of example 256. LC-MS: 416.1 (M+H)⁺.

Example 445

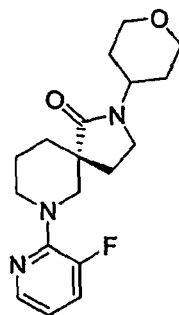
(5R)-2-Cyclohexyl-7-[2-fluoro-4-(2-oxopyrrolidin-1-yl)phenyl]-2,7-diazaspiro[4.5]decan-1-one



This compound was prepared by using procedures analogous to those described for the synthesis of example 256. LC-MS: 414.1 (M+H)⁺.

5 Example 446

(5R)-7-(3-Fluoropyridin-2-yl)-2-(tetrahydro-2H-pyran-4-yl)-2,7-diazaspiro[4.5]decan-1-one

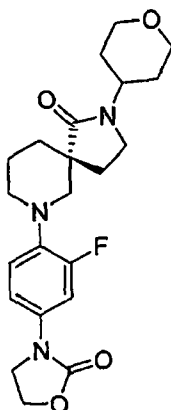


This compound was prepared by using procedures analogous to those described for the synthesis of example 116. LC-MS: 334.1 (M+H)⁺.

10

Example 447

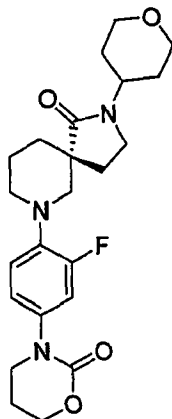
(5R)-7-[2-Fluoro-4-(2-oxo-1,3-oxazolidin-3-yl)phenyl]-2-(tetrahydro-2H-pyran-4-yl)-2,7-diazaspiro[4.5]decan-1-one



This compound was prepared by using procedures analogous to those described for the synthesis of example 256. LC-MS: 418.1 (M+H)⁺.

Example 448

- 5 (5R)-7-[2-Fluoro-4-(2-oxo-1,3-oxazinan-3-yl)phenyl]-2-(tetrahydro-2H-pyran-4-yl)-2,7-diazaspiro[4.5]decan-1-one

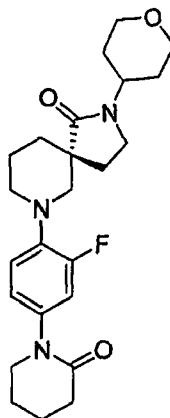


This compound was prepared by using procedures analogous to those described for the synthesis of example 256. LC-MS: 432.2 (M+H)⁺.

10

Example 449

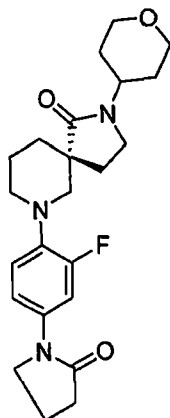
- (5R)-7-[2-Fluoro-4-(2-oxopiperidin-1-yl)phenyl]-2-(tetrahydro-2H-pyran-4-yl)-2,7-diazaspiro[4.5]decan-1-one



- 15 This compound was prepared by using procedures analogous to those described for the synthesis of example 256. LC-MS: 430.2 (M+H)⁺.

Example 450

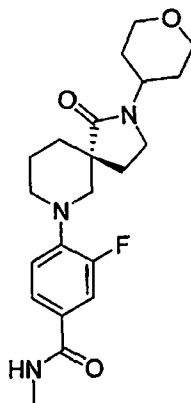
- 20 (5R)-7-[2-Fluoro-4-(2-oxopyrrolidin-1-yl)phenyl]-2-(tetrahydro-2H-pyran-4-yl)-2,7-diazaspiro[4.5]decan-1-one



This compound was prepared by using procedures analogous to those described for the synthesis of example 256. LC-MS: 416.2 (M+H)⁺.

5 **Example 451**

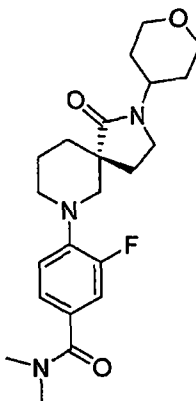
3-Fluoro-N-methyl-4-[(5R)-1-oxo-2-(tetrahydro-2H-pyran-4-yl)-2,7-diazaspiro[4.5]dec-7-yl]benzamide



10 This compound was prepared by using procedures analogous to those described for the synthesis of example 116. LC-MS: 390.2 (M+H)⁺.

Example 452

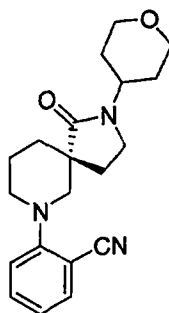
3-Fluoro-N,N-dimethyl-4-[(5R)-1-oxo-2-(tetrahydro-2H-pyran-4-yl)-2,7-diazaspiro[4.5]dec-7-yl]benzamide



This compound was prepared by using procedures analogous to those described for the synthesis of example 116. LC-MS: 404.2 (M+H)⁺.

5 **Example 453**

2-[(5R)-1-Oxo-2-(tetrahydro-2H-pyran-4-yl)-2,7-diazaspiro[4.5]dec-7-yl]benzonitrile

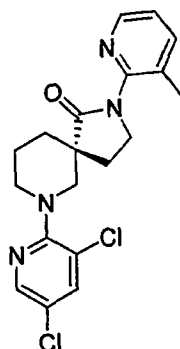


This compound was prepared by using procedures analogous to those described for the synthesis of example 116. LC-MS: 340.2 (M+H)⁺.

10

Example 454

(5R)-7-(3,5-Dichloropyridin-2-yl)-2-(3-methylpyridin-2-yl)-2,7-diazaspiro[4.5]decan-1-one

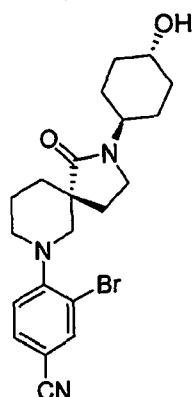


This compound was prepared by using procedures analogous to those described for the synthesis of example 116. LC-MS: 340.2 (M+H)⁺.

15

Example 455

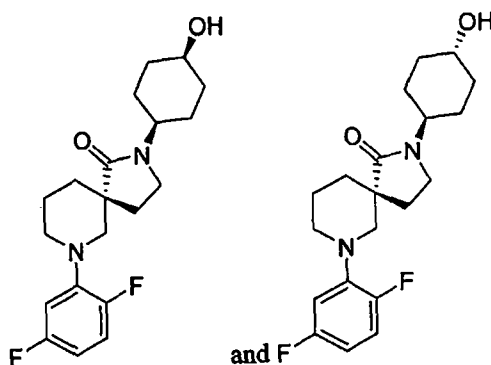
3-Bromo-4-[(5R)-2-(trans-4-hydroxycyclohexyl)-1-oxo-2,7-diazaspiro[4.5]dec-7-yl]benzonitrile



This compound was prepared by using procedures analogous to those described for the synthesis of example 44. LC-MS: 432.1/434.1 (M+H)⁺.

Example 456

(5R)-7-(2,5-difluorophenyl)-2-(4-hydroxycyclohexyl)-2,7-diazaspiro[4.5]decan-1-one



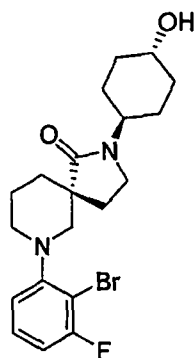
10

This compound was prepared by using procedures analogous to those described for the synthesis of example 44. LC-MS: 365.2 (M+H)⁺.

Example 457

(5R)-7-(2-Bromo-3-fluorophenyl)-2-(trans-4-hydroxycyclohexyl)-2,7-diazaspiro[4.5]decan-1-one

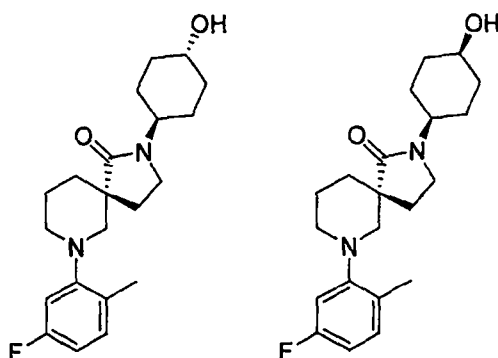
15



This compound was prepared by using procedures analogous to those described for the synthesis of example 44. LC-MS: 425.1/427.1 (M+H)⁺.

5 Example 458

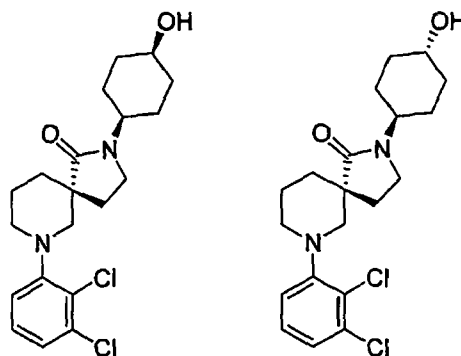
(5R)-7-(5-Fluoro-2-methylphenyl)-2-(4-hydroxycyclohexyl)-2,7-diazaspiro[4.5]decan-1-one



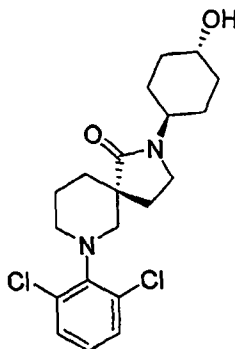
This compound was prepared by using procedures analogous to those described for the synthesis of example 44. LC-MS: 361.2 (M+H)⁺.

Example 459

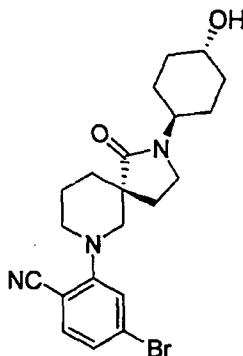
(5R)-7-(2,3-Dichlorophenyl)-2-(4-hydroxycyclohexyl)-2,7-diazaspiro[4.5]decan-1-one



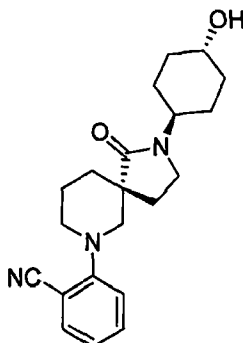
This compound was prepared by using procedures analogous to those described for the synthesis of example 44. LC-MS: 397.1/399.1 (M+H)⁺.

Example 460**(5R)-7-(2,6-Dichlorophenyl)-2-(trans-4-hydroxycyclohexyl)-2,7-diazaspiro[4.5]decan-1-one**

5 This compound was prepared by using procedures analogous to those described for the synthesis of example 44. LC-MS: 397.1/399.1 (M+H)⁺.

Example 461**4-Bromo-2-[(5R)-2-(cis-4-hydroxycyclohexyl)-1-oxo-2,7-diazaspiro[4.5]dec-7-yl]benzonitrile**

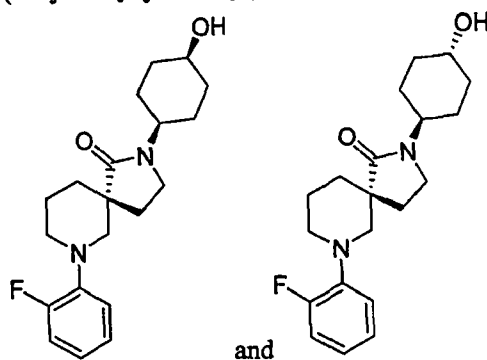
10 This compound was prepared by using procedures analogous to those described for the synthesis of example 93. LC-MS: 432.1 (M+H)⁺.

Example 462**2-[(5R)-2-(trans-4-Hydroxycyclohexyl)-1-oxo-2,7-diazaspiro[4.5]dec-7-yl]benzonitrile**

This compound was prepared by using procedures analogous to those described for the synthesis of example 44. LC-MS: 354.2 (M+H)⁺.

Example 463

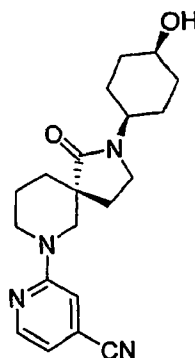
5 (5R)-7-(2-Fluorophenyl)-2-(4-hydroxycyclohexyl)-2,7-diazaspiro[4.5]decan-1-one



This compound was prepared by using procedures analogous to those described for the synthesis of example 44. LC-MS: 347.2 (M+H)⁺.

10 Example 464

2-[(5R)-2-(cis-4-Hydroxycyclohexyl)-1-oxo-2,7-diazaspiro[4.5]dec-7-yl]isonicotinonitrile

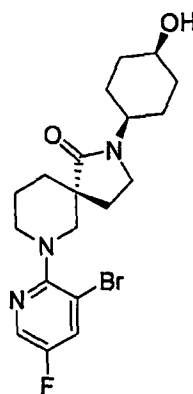


This compound was prepared by using procedures analogous to those described for the synthesis of example 420. LC-MS: 355.2 (M+H)⁺.

15

Example 465

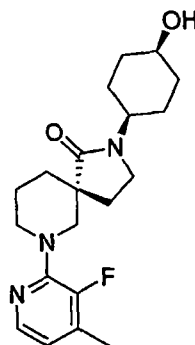
(5R)-7-(3-Bromo-5-fluoropyridin-2-yl)-2-(cis-4-hydroxycyclohexyl)-2,7-diazaspiro[4.5]decan-1-one



This compound was prepared by using procedures analogous to those described for the synthesis of example 420. LC-MS: 426.1/428.1 (M+H)⁺.

5 Example 466

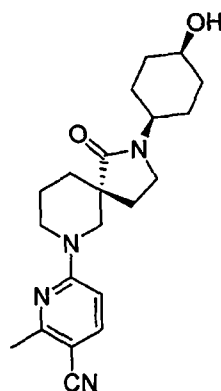
(5R)-7-(3-Fluoro-4-methylpyridin-2-yl)-2-(cis-4-hydroxycyclohexyl)-2,7-diazaspiro[4.5]decan-1-one



This compound was prepared by using procedures analogous to those described for the synthesis of example 420. LC-MS: 362.2 (M+H)⁺.

Example 467

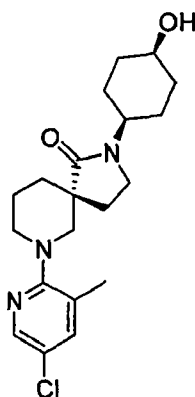
6-[(5R)-2-(cis-4-Hydroxycyclohexyl)-1-oxo-2,7-diazaspiro[4.5]dec-7-yl]-2-methylnicotinonitrile



This compound was prepared by using procedures analogous to those described for the synthesis of example 420. LC-MS: 369.2 (M+H)⁺.

Example 468

- 5 **(5R)-7-(5-Chloro-3-methylpyridin-2-yl)-2-(cis-4-hydroxycyclohexyl)-2,7-diazaspiro[4.5]decan-1-one**

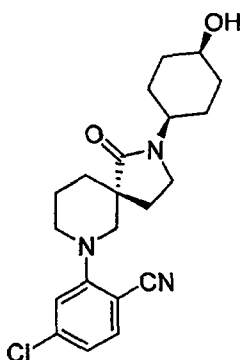


This compound was prepared by using procedures analogous to those described for the synthesis of example 420. LC-MS: 378.1 (M+H)⁺.

10

Example 469

- 4-Chloro-2-[(5R)-2-(cis-4-hydroxycyclohexyl)-1-oxo-2,7-diazaspiro[4.5]dec-7-yl]benzonitrile**

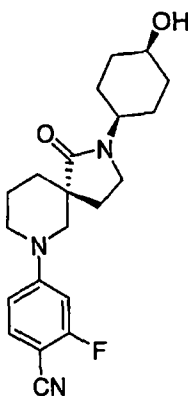


- 15 This compound was prepared by using procedures analogous to those described for the synthesis of example 420. LC-MS: 388.1 (M+H)⁺.

Example 470

- 2-Fluoro-4-[(5R)-2-(cis-4-hydroxycyclohexyl)-1-oxo-2,7-diazaspiro[4.5]dec-7-yl]benzonitrile**

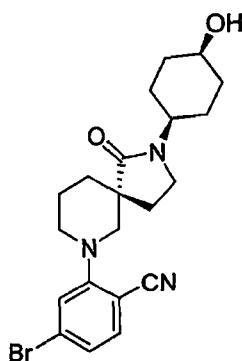
|



This compound was prepared by using procedures analogous to those described for the synthesis of example 420. LC-MS: 372.1 (M+H)⁺.

5 Example 471

4-Bromo-2-[(5R)-2-(cis-4-hydroxycyclohexyl)-1-oxo-2,7-diazaspiro[4.5]dec-7-yl]benzonitrile

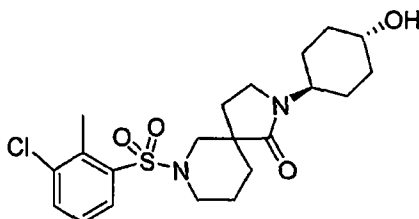


This compound was prepared by using procedures analogous to those described for the synthesis of example 420. LC-MS: 432.1 (M+H)⁺.

10

Example 472

7-[(3-Chloro-2-methylphenyl)sulfonyl]-2-(trans-4-hydroxycyclohexyl)-2,7-diazaspiro[4.5]decan-1-one

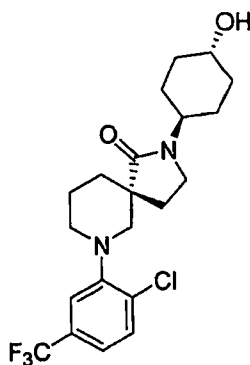


15

This compound was prepared by using procedures analogous to those described for the synthesis of example 1. LC-MS: 441.2/443.2 (M+H)⁺.

Example 472-a

(5R)-7-[2-Chloro-5-(trifluoromethyl)phenyl]-2-(trans-4-hydroxycyclohexyl)-2,7-diazaspiro[4.5]decan-1-one



5 *Step 1. Benzyl (5R)-2-(trans-4-hydroxycyclohexyl)-1-oxo-2,7-diazaspiro[4.5]decane-7-carboxylate*

A mixture of 1-benzyl 3-ethyl 3-(2-oxoethyl)piperidine-1,3-dicarboxylate (1.0 g, 0.0030 mol, prepared by using procedures analogous to those described for the synthesis of example 1, steps 1 and 2), trans-4-aminocyclohexanol hydrochloride (0.50 g, 0.0033 mol), and triethylamine (0.48 g, 0.0048 mol) in 1,2-dichloroethane (8 mL, 0.1 mol) was stirred at rt for 30 min. To the mixture was added sodium triacetoxyborohydride (1.6 g, 0.0075 mol) and the resulting mixture was stirred at rt for 1 h. The reaction mixture then was warmed to 80 °C with stirring for 16 h. After cooling to ambient temperature, the reaction mixture was diluted with dichloromethane and the solution was washed with 1N HCl, water, brine, and dried over MgSO₄. After filtration, the filtrate was concentrated *in-vacuo* and the resulting residue was purified by flash column chromatography to afford 1.04 g of the desired product. Further purification by chiral HPLC led to the isolation of both diastereoisomers. The first peak to elute was assigned the *S* configuration and the second peak was assigned as the *R* configuration. LC-MS: 387.3 (M+H)⁺.

20 *Step 2. Benzyl (5R)-1-oxo-2-{trans-4-[(triethylsilyl)oxy]cyclohexyl}-2,7-diazaspiro[4.5]decane-7-carboxylate*

To a solution of benzyl (5R)-2-(trans-4-hydroxycyclohexyl)-1-oxo-2,7-diazaspiro[4.5]decane-7-carboxylate (2.0 g, 0.0052 mol) in *N,N*-dimethylformamide (5 mL, 0.06 mol) were added 1H-imidazole (0.986 g, 0.0145 mol) and chlorotriethylsilane (1.13 mL, 0.00673 mol) at rt. After stirring for 2 h ice-water was added and the resulting mixture was stirred at room temperature for 30 minutes and extracted three times with AcOEt. The combined extracts were washed with brine, dried over sodium sulfate, and concentrated. The residual oil was purified by column chromatography using 30% by volume AcOEt in hexanes.

Step 3. (5R)-2-{trans-4-[(triethylsilyl)oxy]cyclohexyl}-2,7-diazaspiro[4.5]decan-1-one

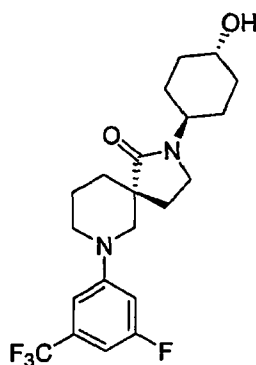
To a solution of benzyl (5R)-1-oxo-2-{trans-4-[(triethylsilyl)oxy]cyclohexyl}-2,7-diazaspiro[4.5]decan-7-carboxylate (2.4 g, 0.0048 mol) in methanol (10 mL, 0.2 mol) was added Pd/C, and the suspension was stirred at rt under a H₂ balloon for 1.5 h. The inorganics were filtered and the filtrate was concentrated to afford the desired product.

Step 4. (5R)-7-[2-chloro-5-(trifluoromethyl)phenyl]-2-(trans-4-hydroxycyclohexyl)-2,7-diazaspiro[4.5]decan-1-one

A mixture of aryl bromide, tris(dibenzylideneacetone)dipalladium(0) (2 mg, 0.000002 mol), 2'-(dicyclohexylphosphino)-N,N-dimethylbiphenyl-2-amine (5 mg, 0.00001 mol) in 1,4-dioxane (0.5 mL, 0.006 mol) was stirred under N₂ (g) for 20 min. To this were added (5R)-2-{trans-4-[(triethylsilyl)oxy]cyclohexyl}-2,7-diazaspiro[4.5]decan-1-one (30 mg, 0.00008 mol) and sodium *tert*-butoxide (11.8 mg, 0.000123 mol), and the resulting mixture was degassed and stirred at 100 °C for 16 h. At this time 1M TBAF in THF (0.3 mL) was added dropwise to the reaction mixture and the solution was stirred at rt for 1 h. The volatiles were removed *in-vacuo* and the residue was purified by prep-HPLC to afford the desired product. LC-MS: 431.1 (M+H)⁺.

Example 473

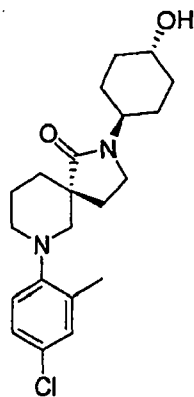
(5R)-7-[3-Fluoro-5-(trifluoromethyl)phenyl]-2-(trans-4-hydroxycyclohexyl)-2,7-diazaspiro[4.5]decan-1-one



This compound was prepared by using procedures analogous to those described for the synthesis of example 472-a. LC-MS: 415.1 (M+H)⁺.

Example 474

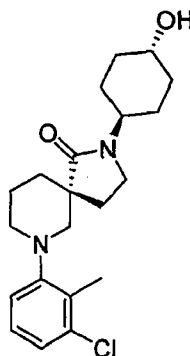
(5R)-7-(4-Chloro-2-methylphenyl)-2-(trans-4-hydroxycyclohexyl)-2,7-diazaspiro[4.5]decan-1-one



This compound was prepared by using procedures analogous to those described for the synthesis of example 472-a. LC-MS: 377.4 (M+H)⁺.

5 **Example 475**

(5R)-7-(3-chloro-2-methylphenyl)-2-(trans-4-hydroxycyclohexyl)-2,7-diazaspiro[4.5]decan-1-one

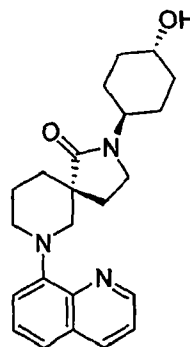


This compound was prepared by using procedures analogous to those described for the synthesis of example 472-a. LC-MS: 377.4 (M+H)⁺.

10

Example 476

(5R)-2-(trans-4-Hydroxycyclohexyl)-7-quinolin-8-yl-2,7-diazaspiro[4.5]decan-1-one

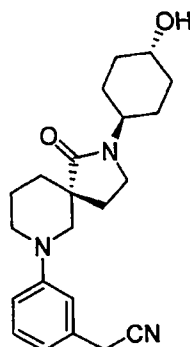


15

This compound was prepared by using procedures analogous to those described for the synthesis of example 472-a. LC-MS: 380.2 (M+H)⁺.

Example 477

{3-[(5R)-2-(*trans*-4-Hydroxycyclohexyl)-1-oxo-2,7-diazaspiro[4.5]dec-7-yl]phenyl}acetonitrile

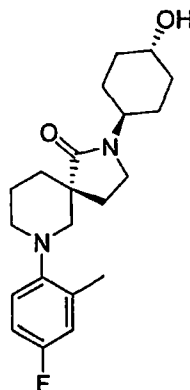


5 This compound was prepared by using procedures analogous to those described for the synthesis of example 472-a. LC-MS: 354.2 (M+H)⁺.

Example 478

(5R)-7-(4-Fluoro-2-methylphenyl)-2-(*trans*-4-hydroxycyclohexyl)-2,7-diazaspiro[4.5]decan-1-one

10 one

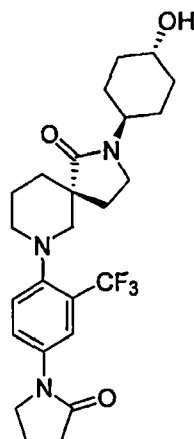


This compound was prepared by using procedures analogous to those described for the synthesis of example 180. LC-MS: 361.2 (M+H)⁺.

Example 479

(5R)-2-(*trans*-4-Hydroxycyclohexyl)-7-[4-(2-oxopyrrolidin-1-yl)-2-(trifluoromethyl)phenyl]-2,7-diazaspiro[4.5]decan-1-one

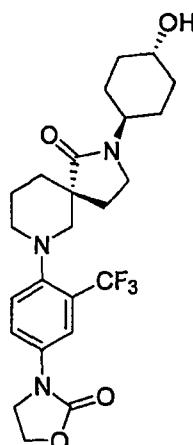
15



This compound was prepared by using procedures analogous to those described for the synthesis of example 256. LC-MS: 480.2 (M+H)⁺.

5 Example 480

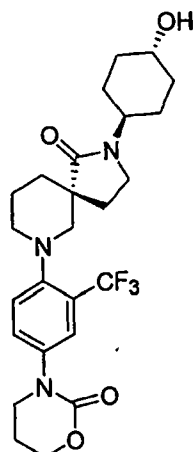
(5R)-2-(*trans*-4-Hydroxycyclohexyl)-7-[4-(2-oxo-1,3-oxazolidin-3-yl)-2-(trifluoromethyl)phenyl]-2,7-diazaspiro[4.5]decan-1-one



This compound was prepared by using procedures analogous to those described for the synthesis of example 256. LC-MS: 482.2 (M+H)⁺.

Example 481

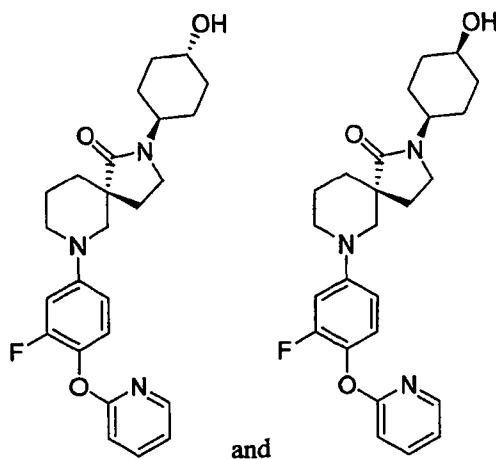
(5R)-2-(*trans*-4-Hydroxycyclohexyl)-7-[4-(2-oxo-1,3-oxazinan-3-yl)-2-(trifluoromethyl)phenyl]-2,7-diazaspiro[4.5]decan-1-one



This compound was prepared by using procedures analogous to those described for the synthesis of example 256. LC-MS: 496.2 (M+H)⁺.

5 Example 482

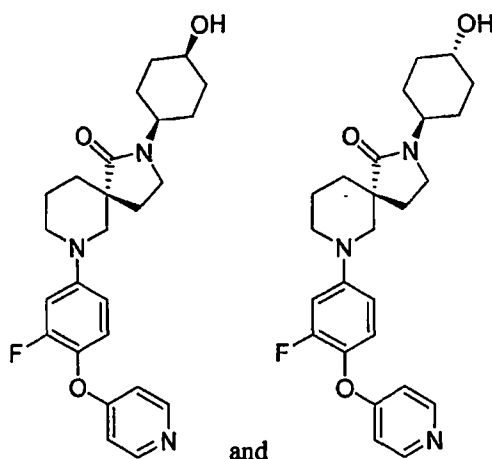
(5R)-7-[3-Fluoro-4-(pyridin-2-yloxy)phenyl]-2-(4-hydroxycyclohexyl)-2,7-diazaspiro[4.5]decan-1-one



This compound was prepared by using procedures analogous to those described for the synthesis of example 180. LC-MS: 440.3 (M+H)⁺.

Example 483

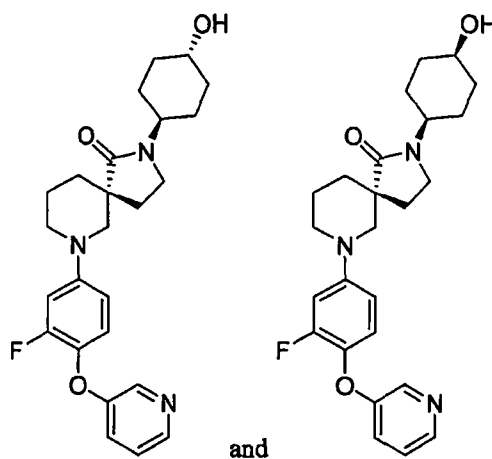
(5R)-7-[3-Fluoro-4-(pyridin-4-yloxy)phenyl]-2-(4-hydroxycyclohexyl)-2,7-diazaspiro[4.5]decan-1-one



This compound was prepared by using procedures analogous to those described for the synthesis of example 180. LC-MS: 440.3 (M+H)⁺.

5 Example 484

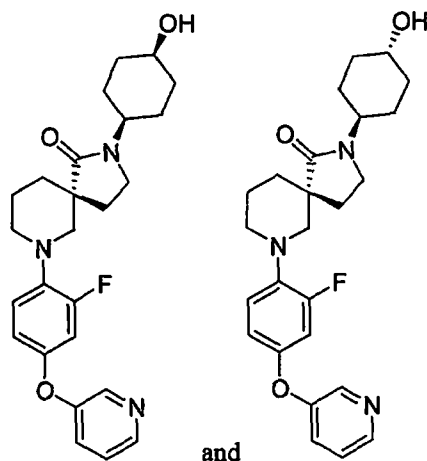
(5R)-7-[3-Fluoro-4-(pyridin-3-yloxy)phenyl]-2-(4-hydroxycyclohexyl)-2,7-diazaspiro[4.5]decan-1-one



This compound was prepared by using procedures analogous to those described for the synthesis of example 180. LC-MS: 440.3 (M+H)⁺.

Example 485

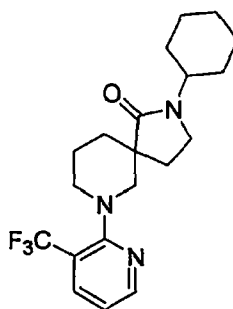
(5R)-7-[2-Fluoro-4-(pyridin-3-yloxy)phenyl]-2-(4-hydroxycyclohexyl)-2,7-diazaspiro[4.5]decan-1-one



This compound was prepared by using procedures analogous to those described for the synthesis of example 180. LC-MS: 440.3 (M+H)⁺.

5 Example 486

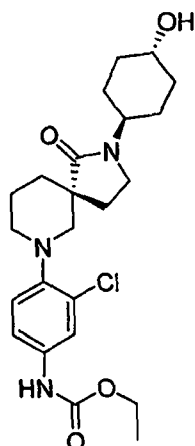
Methyl {3-chloro-4-[(5R)-2-(trans-4-hydroxycyclohexyl)-1-oxo-2,7-diazaspiro[4.5]dec-7-yl]phenyl}carbamate



This compound was prepared by using procedures analogous to those described for the synthesis of example 105. LC-MS: 436.3 (M+H)⁺.

Example 487

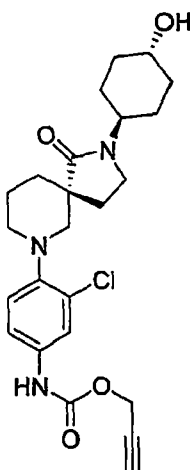
Ethyl {3-chloro-4-[(5R)-2-(trans-4-hydroxycyclohexyl)-1-oxo-2,7-diazaspiro[4.5]dec-7-yl]phenyl}carbamate



This compound was prepared by using procedures analogous to those described for the synthesis of example 105. LC-MS: 450.3 (M+H)⁺.

5 Example 488

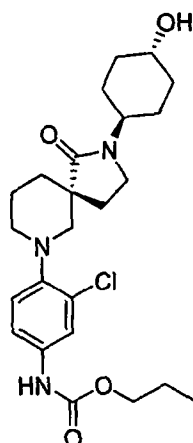
Prop-2-yn-1-yl {3-chloro-4-[(5R)-2-(trans-4-hydroxycyclohexyl)-1-oxo-2,7-diazaspiro[4.5]dec-7-yl]phenyl}carbamate



10 This compound was prepared by using procedures analogous to those described for the synthesis of example 105. LC-MS: 460.3 (M+H)⁺.

Example 489

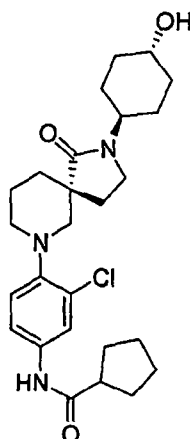
Propyl {3-chloro-4-[(5R)-2-(trans-4-hydroxycyclohexyl)-1-oxo-2,7-diazaspiro[4.5]dec-7-yl]phenyl}carbamate



This compound was prepared by using procedures analogous to those described for the synthesis of example 105. LC-MS: 465.1 (M+H)⁺.

5 Example 490

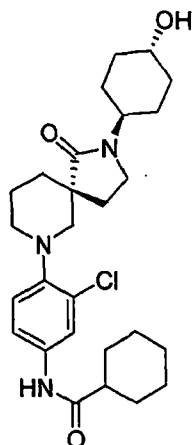
N-{3-Chloro-4-[(5R)-2-(trans-4-hydroxycyclohexyl)-1-oxo-2,7-diazaspiro[4.5]dec-7-yl]phenyl}cyclopentanecarboxamide



This compound was prepared by using procedures analogous to those described for the synthesis of example 105. LC-MS: 475.1 (M+H)⁺.

Example 491

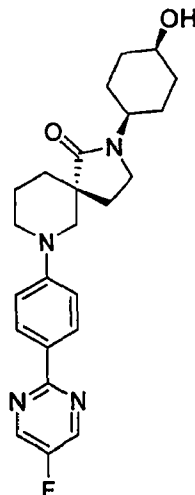
N-{3-Chloro-4-[(5R)-2-(trans-4-hydroxycyclohexyl)-1-oxo-2,7-diazaspiro[4.5]dec-7-yl]phenyl}cyclohexanecarboxamide



This compound was prepared by using procedures analogous to those described for the synthesis of example 105. LC-MS: 489.1 (M+H)⁺.

5 Example 492

(5R)-7-(5-Fluoropyrimidin-2-yl)-2-(cis-4-hydroxycyclohexyl)-2,7-diazaspiro[4.5]decan-1-one

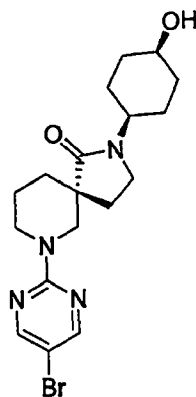


This compound was prepared by using procedures analogous to those described for the synthesis of example 93. LC-MS: 349.1 (M+H)⁺.

10

Example 493

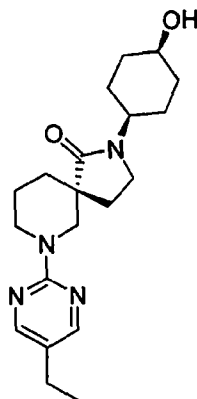
(5R)-7-(5-Bromopyrimidin-2-yl)-2-(cis-4-hydroxycyclohexyl)-2,7-diazaspiro[4.5]decan-1-one



This compound was prepared by using procedures analogous to those described for the synthesis of example 93. LC-MS: 409.1/411.1 (M+H)⁺.

5 **Example 494**

(5R)-7-(5-Ethylpyrimidin-2-yl)-2-(cis-4-hydroxycyclohexyl)-2,7-diazaspiro[4.5]decan-1-one

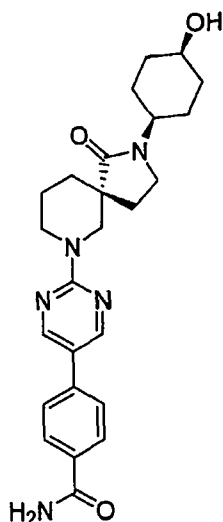


This compound was prepared by using procedures analogous to those described for the synthesis of example 93. LC-MS: 359.1 (M+H)⁺.

10

Example 495

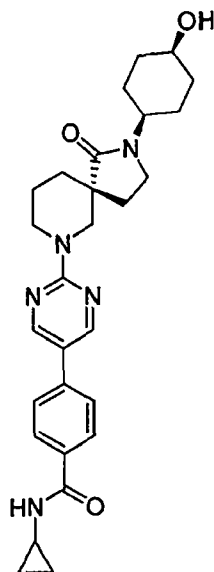
4-{2-[(5R)-2-(cis-4-Hydroxycyclohexyl)-1-oxo-2,7-diazaspiro[4.5]dec-7-yl]pyrimidin-5-yl}benzamide



This compound was prepared by using procedures analogous to those described for the synthesis of example 257. LC-MS: 450.1 (M+H)⁺.

5 Example 496

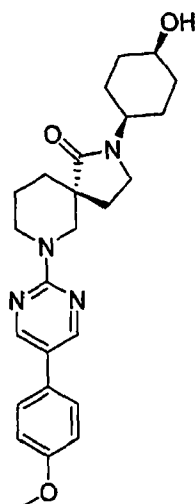
N-Cyclopropyl-4-{2-[(5R)-2-(cis-4-hydroxycyclohexyl)-1-oxo-2,7-diazaspiro[4.5]dec-7-yl]pyrimidin-5-yl}benzamide



This compound was prepared by using procedures analogous to those described for the synthesis of example 257. LC-MS: 490.1 (M+H)⁺.

Example 497

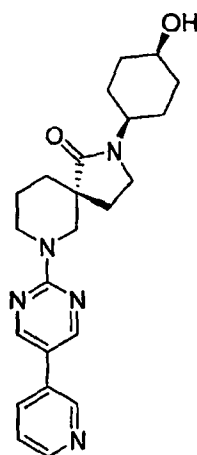
(5R)-2-(cis-4-Hydroxycyclohexyl)-7-[5-(4-methoxyphenyl)pyrimidin-2-yl]-2,7-diazaspiro[4.5]decan-1-one



This compound was prepared by using procedures analogous to those described for the synthesis of example 257. LC-MS: 437.1 (M+H)⁺.

5 Example 498

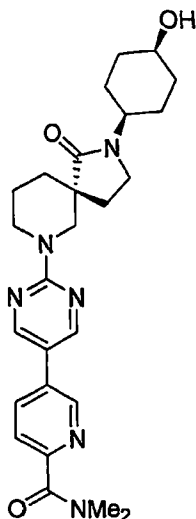
(5R)-2-(cis-4-Hydroxycyclohexyl)-7-(5-pyridin-3-ylpyrimidin-2-yl)-2,7-diazaspiro[4.5]decan-1-one



This compound was prepared by using procedures analogous to those described for the synthesis of example 257. LC-MS: 408.2 (M+H)⁺.

Example 499

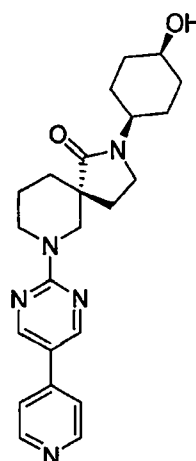
5-{2-[(5R)-2-(cis-4-Hydroxycyclohexyl)-1-oxo-2,7-diazaspiro[4.5]dec-7-yl]pyrimidin-5-yl}-N,N-dimethylpyridine-2-carboxamide



This compound was prepared by using procedures analogous to those described for the synthesis of example 257. LC-MS: 479.1 (M+H)⁺.

5 Example 500

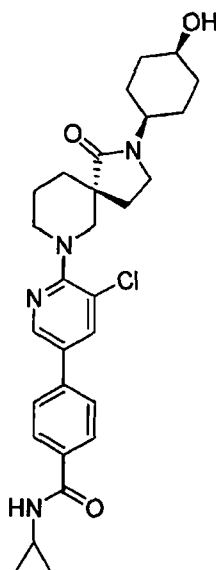
(5R)-2-(cis-4-Hydroxycyclohexyl)-7-(5-pyridin-4-ylpyrimidin-2-yl)-2,7-diazaspiro[4.5]decan-1-one



This compound was prepared by using procedures analogous to those described for the synthesis of example 257. LC-MS: 408.2 (M+H)⁺.

Example 501

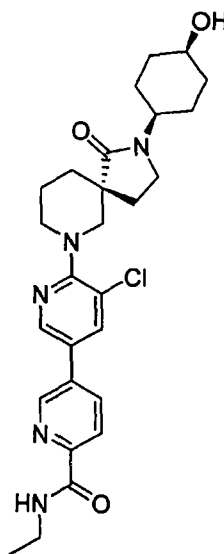
4-{5-Chloro-6-[(5R)-2-(cis-4-hydroxycyclohexyl)-1-oxo-2,7-diazaspiro[4.5]dec-7-yl]pyridin-3-yl}-N-cyclopropylbenzamide



This compound was prepared by using procedures analogous to those described for the synthesis of example 257. LC-MS: 523.2 (M+H)⁺.

5 Example 502

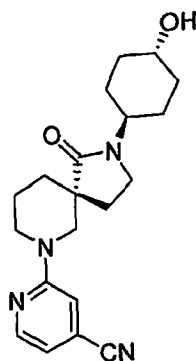
5'-Chloro-N-ethyl-6'-[(5R)-2-(cis-4-hydroxycyclohexyl)-1-oxo-2,7-diazaspiro[4.5]dec-7-yl]-3,3'-bipyridine-6-carboxamide



This compound was prepared by using procedures analogous to those described for the synthesis of example 257. LC-MS: 512.2 (M+H)⁺.

Example 503

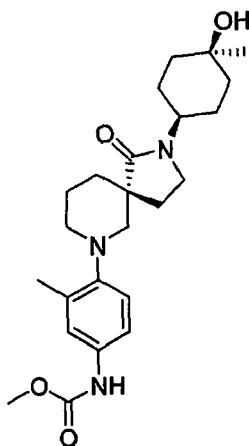
2-[(5R)-2-(trans-4-Hydroxycyclohexyl)-1-oxo-2,7-diazaspiro[4.5]dec-7-yl]isonicotinonitrile



This compound was prepared by using procedures analogous to those described for the synthesis of example 93. LC-MS: 355.2 (M+H)⁺.

5 Example 504

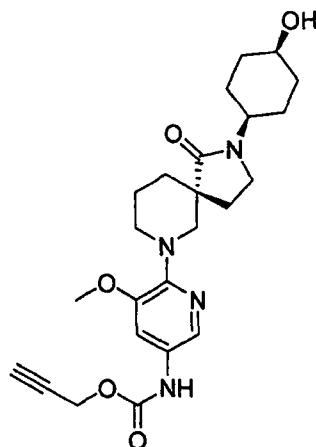
Methyl {4-[(5R)-2-(cis-4-hydroxy-4-methylcyclohexyl)-1-oxo-2,7-diazaspiro[4.5]dec-7-yl]-3-methylphenyl}carbamate



This compound was prepared by using procedures analogous to those described for the synthesis of example 105. LC-MS: 430.1 (M+H)⁺.

Example 505

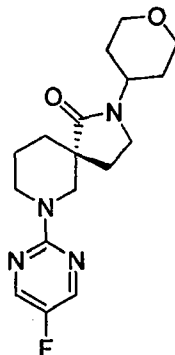
Prop-2-yn-1-yl {6-[(5R)-2-(trans-4-hydroxycyclohexyl)-1-oxo-2,7-diazaspiro[4.5]dec-7-yl]-5-methoxypyridin-3-yl}carbamate



This compound was prepared by using procedures analogous to those described for the synthesis of example 105. LC-MS: 457.2 (M+H)⁺.

5 Example 506

(5R)-7-(5-Fluoropyrimidin-2-yl)-2-(tetrahydro-2H-pyran-4-yl)-2,7-diazaspiro[4.5]decan-1-one

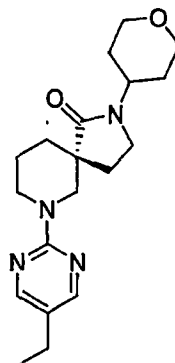


This compound was prepared by using procedures analogous to those described for the synthesis of example 116. LC-MS: 335.1 (M+H)⁺.

10

Example 507

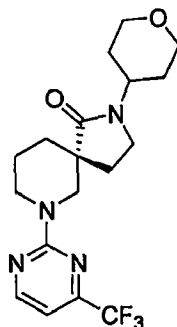
(5R)-7-(5-Ethylpyrimidin-2-yl)-2-(tetrahydro-2H-pyran-4-yl)-2,7-diazaspiro[4.5]decan-1-one



This compound was prepared by using procedures analogous to those described for the synthesis of example 116. LC-MS: 345.1 (M+H)⁺.

Example 508

- 5 (5R)-2-(Tetrahydro-2H-pyran-4-yl)-7-[4-(trifluoromethyl)pyrimidin-2-yl]-2,7-diazaspiro[4.5]decan-1-one

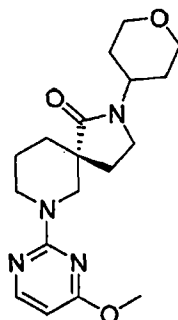


This compound was prepared by using procedures analogous to those described for the synthesis of example 116. LC-MS: 385.1 (M+H)⁺.

10

Example 509

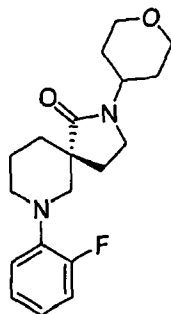
- (5R)-7-(4-Methoxypyrimidin-2-yl)-2-(tetrahydro-2H-pyran-4-yl)-2,7-diazaspiro[4.5]decan-1-one



15 This compound was prepared by using procedures analogous to those described for the synthesis of example 116. LC-MS: 347.1 (M+H)⁺.

Example 510

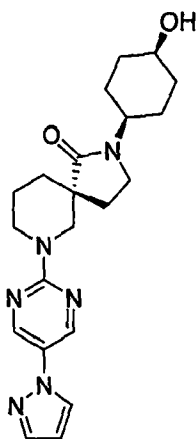
- (5R)-7-(2-Fluorophenyl)-2-(tetrahydro-2H-pyran-4-yl)-2,7-diazaspiro[4.5]decan-1-one



This compound was prepared by using procedures analogous to those described for the synthesis of example 180. LC-MS: 333.1 (M+H)⁺.

5 Example 511

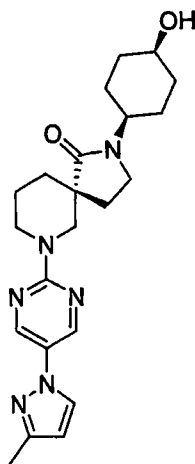
(5R)-2-(cis-4-Hydroxycyclohexyl)-7-[5-(1H-pyrazol-1-yl)pyrimidin-2-yl]-2,7-diazaspiro[4.5]decan-1-one



To a solution of (5R)-7-(5-bromopyrimidin-2-yl)-2-(cis-4-hydroxycyclohexyl)-2,7-diazaspiro[4.5]decan-1-one (30 mg, 0.00007 mol, this compound was prepared by using a procedures that were analogous to those described for the synthesis of example 420) in 1,4-dioxane (1 mL, 0.01 mol) was added 1H-pyrazole (6.0 mg, 0.0000880 mol), (1S,2S)-N,N'-dimethylcyclohexane-1,2-diamine (2.3 uL, 0.000015 mol), copper(I) iodide (1.4 mg, 0.0000073 mol), and potassium carbonate (0.0213 g, 0.000154 mol). After stirring at 150 °C for 16 h, the reaction mixture was filtered and purified by prep-HPLC to afford the desired product. LC-MS: 397.2 (M+H)⁺.

Example 512

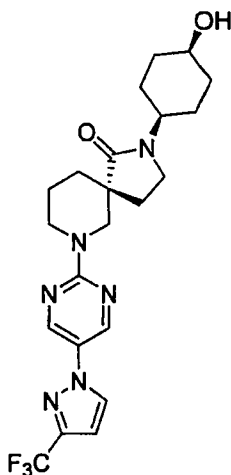
(5R)-2-(cis-4-Hydroxycyclohexyl)-7-[5-(3-methyl-1H-pyrazol-1-yl)pyrimidin-2-yl]-2,7-diazaspiro[4.5]decan-1-one



This compound was prepared by using procedures analogous to those described for the synthesis of example 511. LC-MS: 411.2 (M+H)⁺.

5 Example 513

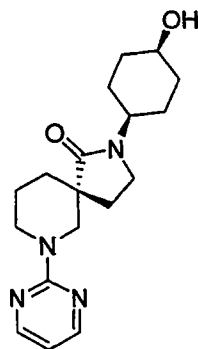
(5R)-2-(cis-4-Hydroxycyclohexyl)-7-{5-[3-(trifluoromethyl)-1H-pyrazol-1-yl]pyrimidin-2-yl}-2,7-diazaspiro[4.5]decan-1-one



This compound was prepared by using procedures analogous to those described for the synthesis of example 511. LC-MS: 465.2 (M+H)⁺.

Example 514

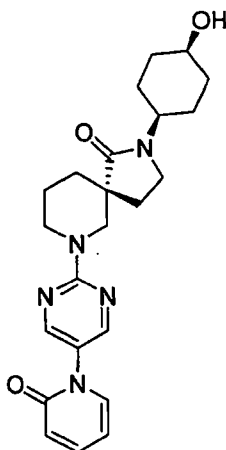
(5R)-2-(cis-4-Hydroxycyclohexyl)-7-pyrimidin-2-yl-2,7-diazaspiro[4.5]decan-1-one



This compound was prepared by using procedures analogous to those described for the synthesis of example 511. LC-MS: 331.2 (M+H)⁺.

5 Example 515

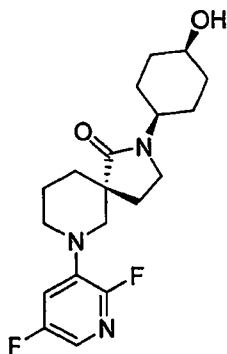
(5R)-2-(cis-4-Hydroxycyclohexyl)-7-[5-(2-oxopyridin-1(2H)-yl)pyrimidin-2-yl]-2,7-diazaspiro[4.5]decan-1-one



This compound was prepared by using procedures analogous to those described for the synthesis of example 511. LC-MS: 424.2 (M+H)⁺.

Example 516

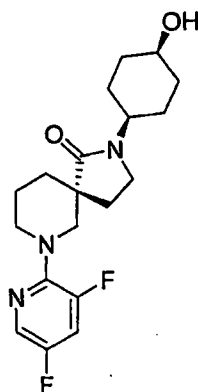
(5R)-7-(2,5-Difluoropyridin-3-yl)-2-(cis-4-hydroxycyclohexyl)-2,7-diazaspiro[4.5]decan-1-one



This compound was prepared by using procedures analogous to those described for the synthesis of example 420. LC-MS: 366.1 (M+H)⁺.

Example 517

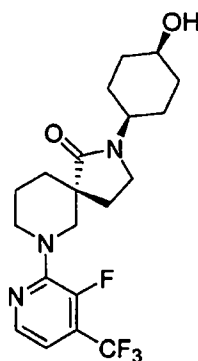
- 5 (5R)-7-(3,5-Difluoropyridin-2-yl)-2-(cis-4-hydroxycyclohexyl)-2,7-diazaspiro[4.5]decan-1-one



This compound was prepared by using procedures analogous to those described for the synthesis of example 420. LC-MS: 366.1 (M+H)⁺.

10 **Example 518**

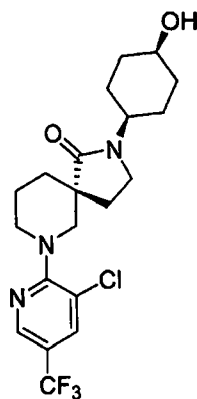
- (5R)-7-[3-Fluoro-4-(trifluoromethyl)pyridin-2-yl]-2-(cis-4-hydroxycyclohexyl)-2,7-diazaspiro[4.5]decan-1-one



- 15 This compound was prepared by using procedures analogous to those described for the synthesis of example 420. LC-MS: 416.1 (M+H)⁺.

Example 519

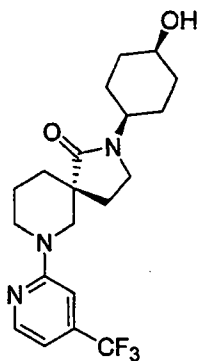
- (5R)-7-[3-Chloro-5-(trifluoromethyl)pyridin-2-yl]-2-(cis-4-hydroxycyclohexyl)-2,7-diazaspiro[4.5]decan-1-one



This compound was prepared by using procedures analogous to those described for the synthesis of example 420. LC-MS: 432.2 (M+H)⁺.

5 Example 520

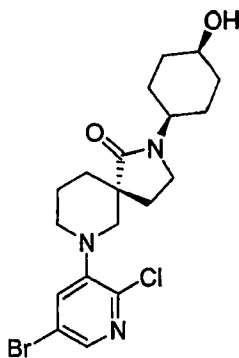
(5R)-2-(cis-4-Hydroxycyclohexyl)-7-[4-(trifluoromethyl)pyridin-2-yl]-2,7-diazaspiro[4.5]decan-1-one



This compound was prepared by using procedures analogous to those described for the synthesis of example 420. LC-MS: 398.2 (M+H)⁺.

Example 521

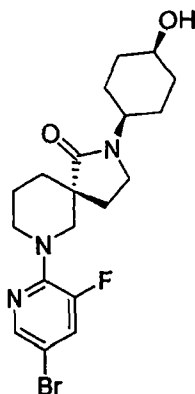
(5R)-7-(5-Bromo-2-chloropyridin-3-yl)-2-(cis-4-hydroxycyclohexyl)-2,7-diazaspiro[4.5]decan-1-one



This compound was prepared by using procedures analogous to those described for the synthesis of example 420. LC-MS: 442.2/444.2 (M+H)⁺.

Example 522a

5 (5R)-7-(5-Bromo-3-fluoropyridin-2-yl)-2-(cis-4-hydroxycyclohexyl)-2,7-diazaspiro[4.5]decan-1-one

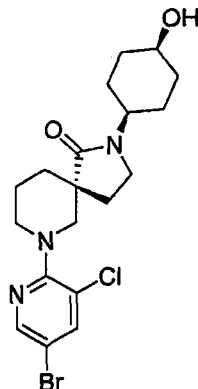


This compound was prepared by using procedures analogous to those described for the synthesis of example 420. LC-MS: 446.2/448.2 (M+H)⁺.

10

Example 522b

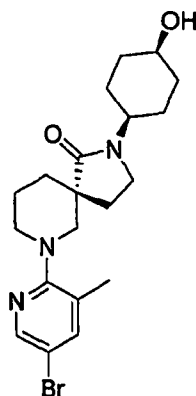
(5R)-7-(5-Bromo-3-chloropyridin-2-yl)-2-(cis-4-hydroxycyclohexyl)-2,7-diazaspiro[4.5]decan-1-one



15 This compound was prepared by using procedures analogous to those described for the synthesis of example 420. LC-MS: 442.2/444.2 (M+H)⁺.

Example 523

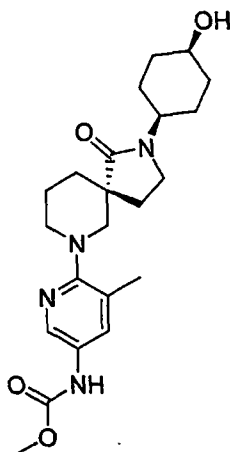
20 (5R)-7-(5-Bromo-3-methylpyridin-2-yl)-2-(cis-4-hydroxycyclohexyl)-2,7-diazaspiro[4.5]decan-1-one



This compound was prepared by using procedures analogous to those described for the synthesis of example 420. LC-MS: 422.2/424.2 (M+H)⁺.

5 Example 524

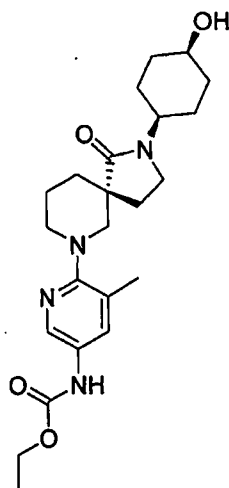
Methyl {6-[(5R)-2-(cis-4-hydroxycyclohexyl)-1-oxo-2,7-diazaspiro[4.5]dec-7-yl]-5-methylpyridin-3-yl}carbamate



This compound was prepared by using procedures analogous to those described for the synthesis of examples 420, steps 1 and 2 followed by using procedures that were analogous to those described for the synthesis of example 105, steps 1 and 2. LC-MS: 417.2 (M+H)⁺.

Example 525

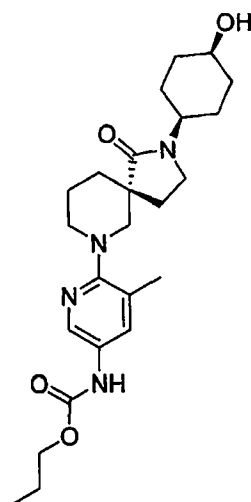
Ethyl {6-[(5R)-2-(cis-4-hydroxycyclohexyl)-1-oxo-2,7-diazaspiro[4.5]dec-7-yl]-5-methylpyridin-3-yl}carbamate



This compound was prepared by using procedures analogous to those described for the synthesis of example 524. LC-MS: 431.2 (M+H)⁺.

5 Example 526

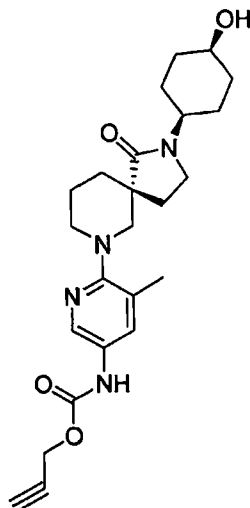
Propyl {6-[(5R)-2-(cis-4-hydroxycyclohexyl)-1-oxo-2,7-diazaspiro[4.5]dec-7-yl]-5-methylpyridin-3-yl}carbamate



This compound was prepared by using procedures analogous to those described for the synthesis of example 524. LC-MS: 445.2 (M+H)⁺.

Example 527

Prop-2-yn-1-yl {6-[(5R)-2-(cis-4-hydroxycyclohexyl)-1-oxo-2,7-diazaspiro[4.5]dec-7-yl]-5-methylpyridin-3-yl}carbamate

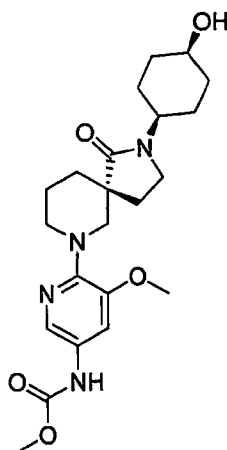


This compound was prepared by using procedures analogous to those described for the synthesis of example 524. LC-MS: 441.2 (M+H)⁺.

5 Example 528

Methyl

{6-[(5R)-2-(cis-4-hydroxycyclohexyl)-1-oxo-2,7-diazaspiro[4.5]dec-7-yl]-5-methoxypyridin-3-yl}carbamate

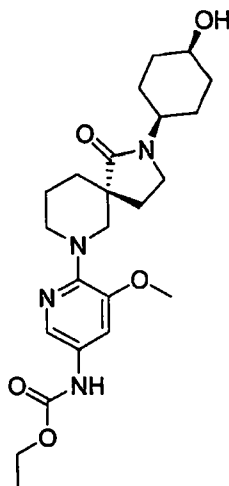


This compound was prepared by using procedures analogous to those described for the synthesis of example 524. LC-MS: 433.2 (M+H)⁺.

Example 529

Ethyl

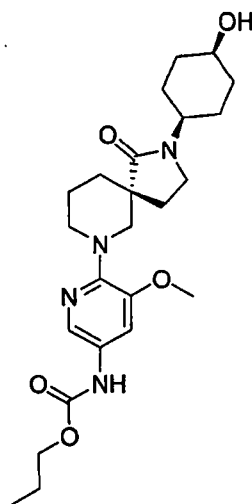
{6-[(5R)-2-(cis-4-hydroxycyclohexyl)-1-oxo-2,7-diazaspiro[4.5]dec-7-yl]-5-methoxypyridin-3-yl}carbamate



This compound was prepared by using procedures analogous to those described for the synthesis of example 524. LC-MS: 447.2 (M+H)⁺.

5 Example 530

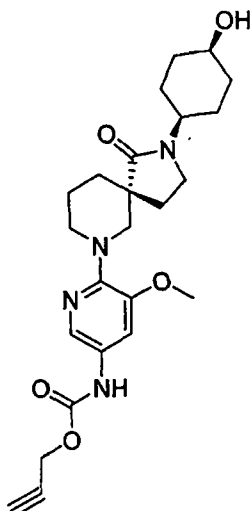
Propyl {6-[(5R)-2-(cis-4-hydroxycyclohexyl)-1-oxo-2,7-diazaspiro[4.5]dec-7-yl]-5-methoxypyridin-3-yl}carbamate



This compound was prepared by using procedures analogous to those described for the synthesis of example 524. LC-MS: 461.2 (M+H)⁺.

Example 531

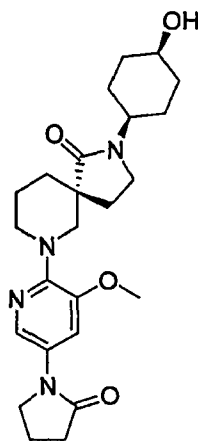
Prop-2-yn-1-yl {6-[(5R)-2-(cis-4-hydroxycyclohexyl)-1-oxo-2,7-diazaspiro[4.5]dec-7-yl]-5-methoxypyridin-3-yl}carbamate



This compound was prepared by using procedures analogous to those described for the synthesis of example 524. LC-MS: 457.2 (M+H)⁺.

5 Example 532

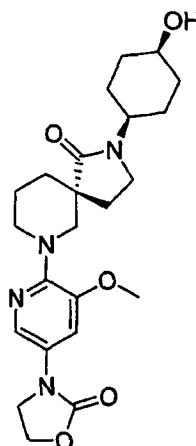
(5R)-2-(cis-4-Hydroxycyclohexyl)-7-[3-methoxy-5-(2-oxopyrrolidin-1-yl)pyridin-2-yl]-2,7-diazaspiro[4.5]decan-1-one



This compound was prepared by using procedures analogous to those described for the synthesis of examples 420, steps 1 and 2 followed by using procedures that were analogous to those described for the synthesis of example 256. LC-MS: 443.2 (M+H)⁺.

Example 533

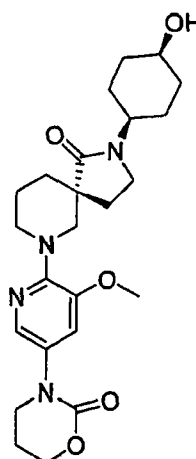
(5R)-2-(cis-4-Hydroxycyclohexyl)-7-[3-methoxy-5-(2-oxo-1,3-oxazolidin-3-yl)pyridin-2-yl]-2,7-diazaspiro[4.5]decan-1-one



This compound was prepared by using procedures analogous to those described for the synthesis of example 532. LC-MS: 445.2 (M+H)⁺.

5 Example 534

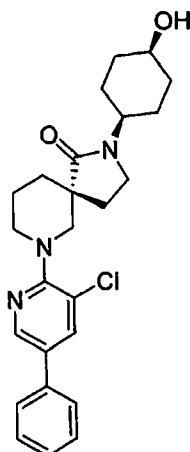
(5R)-2-(cis-4-Hydroxycyclohexyl)-7-[3-methoxy-5-(2-oxo-1,3-oxazinan-3-yl)pyridin-2-yl]-2,7-diazaspiro[4.5]decan-1-one



10 This compound was prepared by using procedures analogous to those described for the synthesis of example 532. LC-MS: 459.1 (M+H)⁺.

Example 535

(5R)-7-(3-Chloro-5-phenylpyridin-2-yl)-2-(cis-4-hydroxycyclohexyl)-2,7-diazaspiro[4.5]decan-1-one

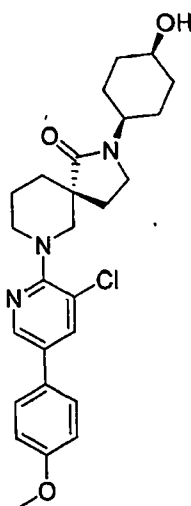


This compound was prepared by using procedures analogous to those described for the synthesis of examples 420, steps 1 and 2 followed by using procedures that were analogous to those described for the synthesis of example 257. LC-MS: 440.2 (M+H)⁺.

5

Example 536a

(5R)-7-[3-Chloro-5-(4-methoxyphenyl)pyridin-2-yl]-2-(cis-4-hydroxycyclohexyl)-2,7-diazaspiro[4.5]decan-1-one



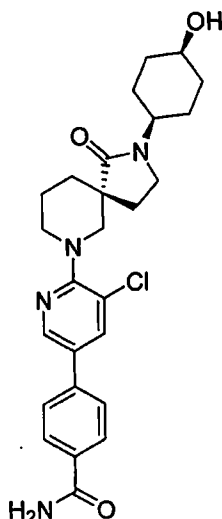
10

This compound was prepared by using procedures analogous to those described for the synthesis of example 535. LC-MS: 471.2 (M+H)⁺.

Example 536b

4-{5-Chloro-6-[(5R)-2-(cis-4-hydroxycyclohexyl)-1-oxo-2,7-diazaspiro[4.5]dec-7-yl]pyridin-3-yl}benzamide

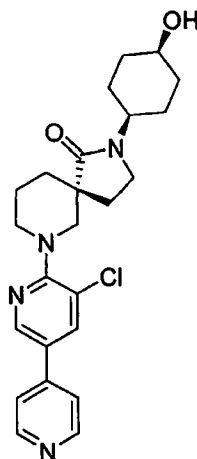
15



This compound was prepared by using procedures analogous to those described for the synthesis of example 535. LC-MS: 483.2 (M+H)⁺.

5 Example 537

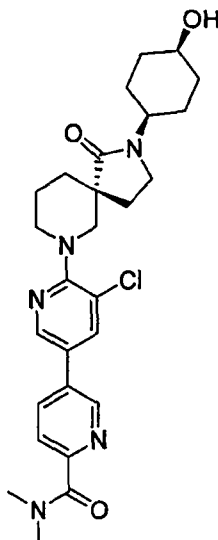
(5R)-7-(5-Chloro-3,4'-bipyridin-6-yl)-2-(cis-4-hydroxycyclohexyl)-2,7-diazaspiro[4.5]decan-1-one



This compound was prepared by using procedures analogous to those described for the synthesis of example 535. LC-MS: 441.2 (M+H)⁺.

Example 538

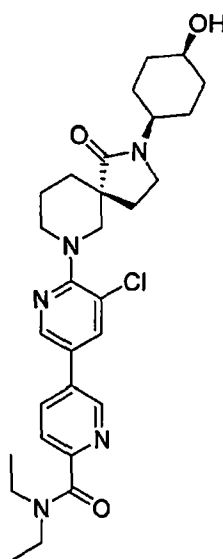
5'-Chloro-6'-[(5R)-2-(cis-4-hydroxycyclohexyl)-1-oxo-2,7-diazaspiro[4.5]dec-7-yl]-N,N-dimethyl-3,3'-bipyridine-6-carboxamide



This compound was prepared by using procedures analogous to those described for the synthesis of example 535. LC-MS: 512.2 (M+H)⁺.

5 **Example 539**

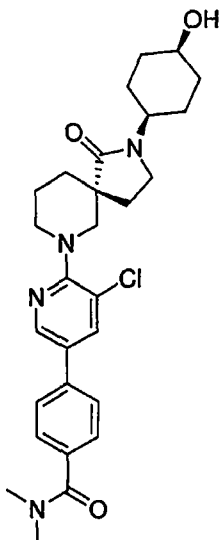
5'-Chloro-N,N-diethyl-6'-[(5R)-2-(cis-4-hydroxycyclohexyl)-1-oxo-2,7-diazaspiro[4.5]dec-7-yl]-3,3'-bipyridine-6-carboxamide



10 This compound was prepared by using procedures analogous to those described for the synthesis of example 535. LC-MS: 540.2 (M+H)⁺.

Example 540

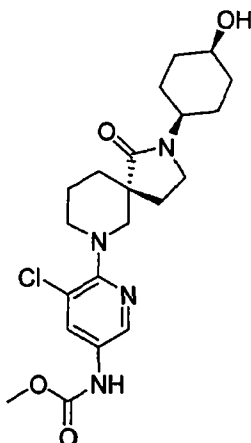
4-{5-Chloro-6-[(5R)-2-(cis-4-hydroxycyclohexyl)-1-oxo-2,7-diazaspiro[4.5]dec-7-yl]pyridin-3-yl}-N,N-dimethylbenzamide



This compound was prepared by using procedures analogous to those described for the synthesis of example 535. LC-MS: 511.2 (M+H)⁺.

5 Example 541

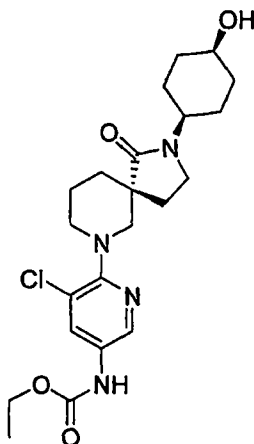
Methyl {5-chloro-6-[(5R)-2-(cis-4-hydroxycyclohexyl)-1-oxo-2,7-diazaspiro[4.5]dec-7-yl]pyridin-3-yl}carbamate



This compound was prepared by using procedures analogous to those described for the synthesis of example 524. LC-MS: 437.2 (M+H)⁺.

Example 542

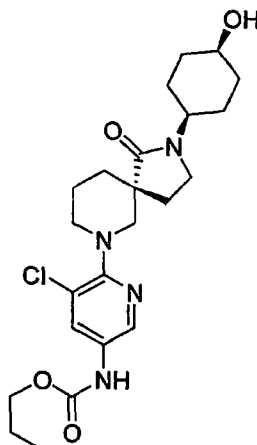
Ethyl {5-chloro-6-[(5R)-2-(cis-4-hydroxycyclohexyl)-1-oxo-2,7-diazaspiro[4.5]dec-7-yl]pyridin-3-yl}carbamate



This compound was prepared by using procedures analogous to those described for the synthesis of example 524. LC-MS: 451.2 (M+H)⁺.

5 Example 543

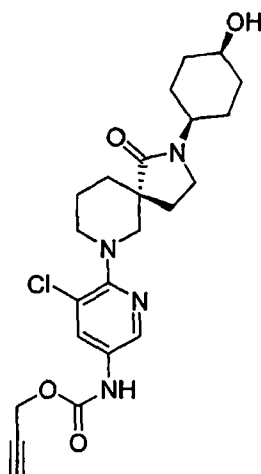
Propyl {5-chloro-6-[(5R)-2-(cis-4-hydroxycyclohexyl)-1-oxo-2,7-diazaspiro[4.5]dec-7-yl]pyridin-3-yl}carbamate



This compound was prepared by using procedures analogous to those described for the synthesis of example 524. LC-MS: 465.2 (M+H)⁺.

Example 544

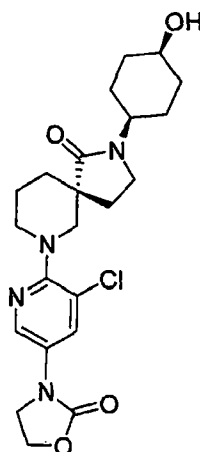
Prop-2-yn-1-yl {5-chloro-6-[(5R)-2-(cis-4-hydroxycyclohexyl)-1-oxo-2,7-diazaspiro[4.5]dec-7-yl]pyridin-3-yl}carbamate



This compound was prepared by using procedures analogous to those described for the synthesis of example 524. LC-MS: 461.2 (M+H)⁺.

5 Example 545

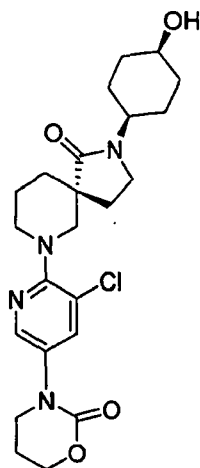
(5R)-7-[3-Chloro-5-(2-oxo-1,3-oxazolidin-3-yl)pyridin-2-yl]-2-(cis-4-hydroxycyclohexyl)-2,7-diazaspiro[4.5]decan-1-one



This compound was prepared by using procedures analogous to those described for the synthesis of example 532. LC-MS: 449.2 (M+H)⁺.

Example 546

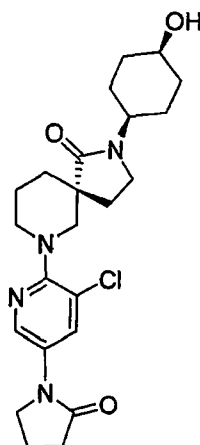
(5R)-7-[3-Chloro-5-(2-oxo-1,3-oxazinan-3-yl)pyridin-2-yl]-2-(cis-4-hydroxycyclohexyl)-2,7-diazaspiro[4.5]decan-1-one



This compound was prepared by using procedures analogous to those described for the synthesis of example 532. LC-MS: 463.2 (M+H)⁺.

5 Example 547

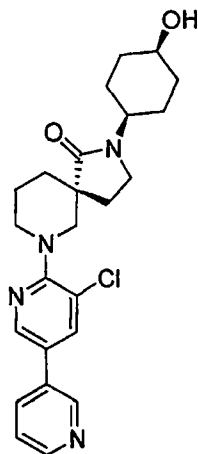
(5R)-7-[3-Chloro-5-(2-oxopyrrolidin-1-yl)pyridin-2-yl]-2-(cis-4-hydroxycyclohexyl)-2,7-diazaspiro[4.5]decan-1-one



This compound was prepared by using procedures analogous to those described for the synthesis of example 532. LC-MS: 447.2 (M+H)⁺.

Example 548

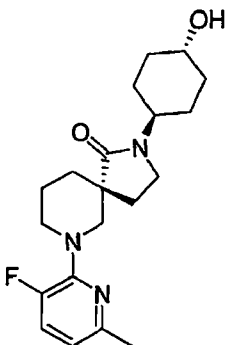
(5R)-7-(5-Chloro-3,3'-bipyridin-6-yl)-2-(cis-4-hydroxycyclohexyl)-2,7-diazaspiro[4.5]decan-1-one



This compound was prepared by using procedures analogous to those described for the synthesis of example 535. LC-MS: 441.2 (M+H)⁺.

5 Example 549

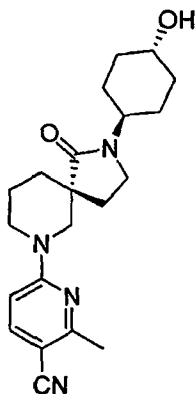
(5R)-7-(3-Fluoro-6-methylpyridin-2-yl)-2-(trans-4-hydroxycyclohexyl)-2,7-diazaspiro[4.5]decan-1-one



This compound was prepared by using procedures analogous to those described for the synthesis of example 93. LC-MS: 362.2 (M+H)⁺.

Example 550

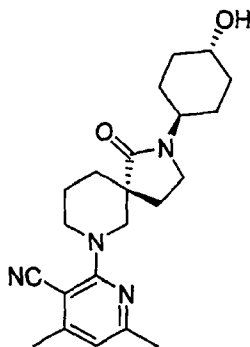
6-[(5R)-2-(trans-4-Hydroxycyclohexyl)-1-oxo-2,7-diazaspiro[4.5]dec-7-yl]-2-methylnicotinonitrile



This compound was prepared by using procedures analogous to those described for the synthesis of example 93. LC-MS: 369.2 (M+H)⁺.

5 Example 551

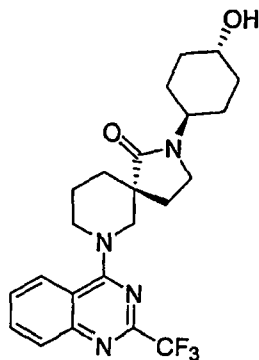
2-[(5R)-2-(trans-4-Hydroxycyclohexyl)-1-oxo-2,7-diazaspiro[4.5]dec-7-yl]-4,6-dimethylnicotinonitrile



This compound was prepared by using procedures analogous to those described for the synthesis of example 93. LC-MS: 383.2 (M+H)⁺.

Example 552

(5R)-2-(trans-4-Hydroxycyclohexyl)-7-[2-(trifluoromethyl)quinazolin-4-yl]-2,7-diazaspiro[4.5]decan-1-one

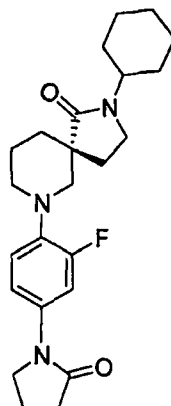


15

This compound was prepared by using procedures analogous to those described for the synthesis of example 93. LC-MS: 449.2 (M+H)⁺.

Example 553

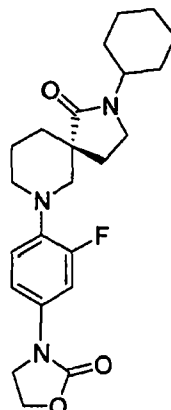
5 (5R)-2-Cyclohexyl-7-[2-fluoro-4-(2-oxopyrrolidin-1-yl)phenyl]-2,7-diazaspiro[4.5]decan-1-one



This compound was prepared by using procedures analogous to those described for the synthesis of example 256. LC-MS: 414.2 (M+H)⁺.

10 **Example 554**

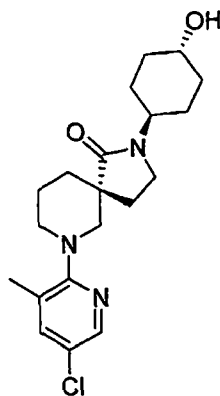
(5R)-2-Cyclohexyl-7-[2-fluoro-4-(2-oxo-1,3-oxazolidin-3-yl)phenyl]-2,7-diazaspiro[4.5]decan-1-one



15 This compound was prepared by using procedures analogous to those described for the synthesis of example 256. LC-MS: 416.2 (M+H)⁺.

Example 555

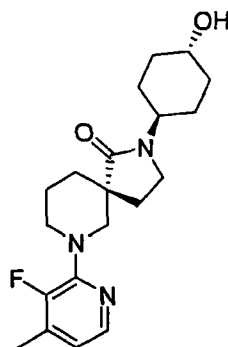
(5R)-7-(5-Chloro-3-methylpyridin-2-yl)-2-(trans-4-hydroxycyclohexyl)-2,7-diazaspiro[4.5]decan-1-one



This compound was prepared by using procedures analogous to those described for the synthesis of example 93. LC-MS: 378.2 (M+H)⁺.

5 **Example 556**

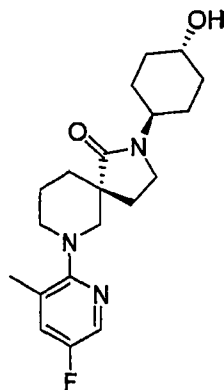
(5R)-7-(3-Fluoro-4-methylpyridin-2-yl)-2-(trans-4-hydroxycyclohexyl)-2,7-diazaspiro[4.5]decan-1-one



10 This compound was prepared by using procedures analogous to those described for the synthesis of example 93. LC-MS: 362.2 (M+H)⁺.

Example 557

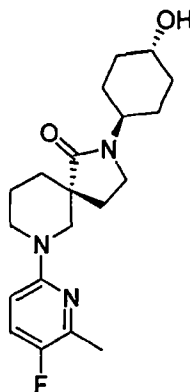
(5R)-7-(5-Fluoro-3-methylpyridin-2-yl)-2-(trans-4-hydroxycyclohexyl)-2,7-diazaspiro[4.5]decan-1-one



This compound was prepared by using procedures analogous to those described for the synthesis of example 93. LC-MS: 362.2 (M+H)⁺.

Example 558

5 (5R)-7-(5-Fluoro-6-methylpyridin-2-yl)-2-(trans-4-hydroxycyclohexyl)-2,7-diazaspiro[4.5]decan-1-one

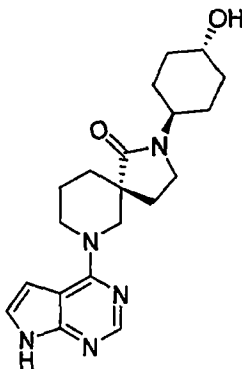


This compound was prepared by using procedures analogous to those described for the synthesis of example 93. LC-MS: 362.2 (M+H)⁺.

10

Example 559

(5R)-2-(trans-4-Hydroxycyclohexyl)-7-(7H-pyrrolo[2,3-d]pyrimidin-4-yl)-2,7-diazaspiro[4.5]decan-1-one

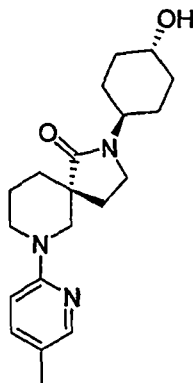


15

This compound was prepared by using procedures analogous to those described for the synthesis of example 93. LC-MS: 370.2 (M+H)⁺.

Example 560

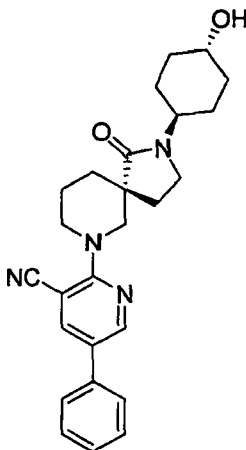
(5R)-2-(trans-4-Hydroxycyclohexyl)-7-(5-methylpyridin-2-yl)-2,7-diazaspiro[4.5]decan-1-one



This compound was prepared by using procedures analogous to those described for the synthesis of example 93. LC-MS: 344.2 (M+H)⁺.

5 **Example 561**

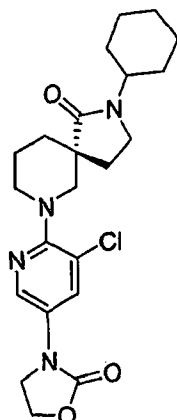
2-[(5R)-2-(trans-4-Hydroxycyclohexyl)-1-oxo-2,7-diazaspiro[4.5]dec-7-yl]-5-phenylnicotinonitrile



10 This compound was prepared by using procedures analogous to those described for the synthesis of example 257. LC-MS: 431.2 (M+H)⁺.

Example 562

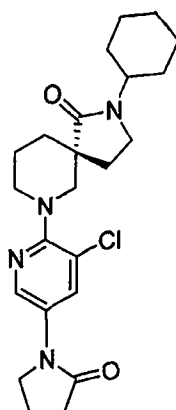
(5R)-7-[3-Chloro-5-(2-oxo-1,3-oxazolidin-3-yl)pyridin-2-yl]-2-cyclohexyl-2,7-diazaspiro[4.5]decan-1-one



This compound was prepared by using procedures analogous to those described for the synthesis of example 256. LC-MS: 433.2 (M+H)⁺.

5 Example 563

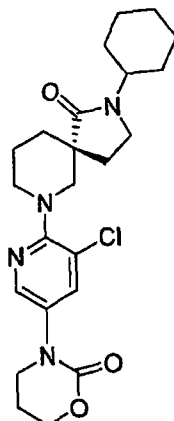
(5R)-7-[3-Chloro-5-(2-oxopyrrolidin-1-yl)pyridin-2-yl]-2-cyclohexyl-2,7-diazaspiro[4.5]decan-1-one



This compound was prepared by using procedures analogous to those described for the synthesis of example 256. LC-MS: 431.2 (M+H)⁺.

Example 564

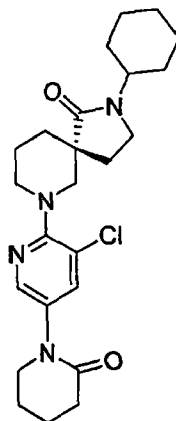
(5R)-7-[3-Chloro-5-(2-oxo-1,3-oxazinan-3-yl)pyridin-2-yl]-2-cyclohexyl-2,7-diazaspiro[4.5]decan-1-one



This compound was prepared by using procedures analogous to those described for the synthesis of example 256. LC-MS: 447.2 (M+H)⁺.

5 Example 565

(5R)-7-[3-Chloro-5-(2-oxopiperidin-1-yl)pyridin-2-yl]-2-cyclohexyl-2,7-diazaspiro[4.5]decan-1-one



This compound was prepared by using procedures analogous to those described for the synthesis of example 256. LC-MS: 445.2 (M+H)⁺.

Example A

Enzymatic assay of 11 β HSD1

All *in vitro* assays were performed with clarified lysates as the source of 11 β HSD1 activity. HEK-293 transient transfectants expressing an epitope-tagged version of full-length human 11 β HSD1 were harvested by centrifugation. Roughly 2 x 10⁷ cells were resuspended in 40 mL of lysis buffer (25 mM Tris-HCl, pH 7.5, 0.1 M NaCl, 1 mM MgCl₂ and 250 mM sucrose) and lysed in a microfluidizer. Lysates were clarified by centrifugation and the supernatants were aliquoted and frozen.

Inhibition of 11 β HSD1 by test compounds was assessed *in vitro* by a Scintillation Proximity Assay (SPA). Dry test compounds were dissolved at 5 mM in DMSO. These were diluted in DMSO to suitable concentrations for the SPA assay. 0.8 μ L of 2-fold serial dilutions of compounds were dotted on 384 well plates in DMSO such that 3 logs of compound concentration were covered. 20 μ L of clarified lysate was added to each well. Reactions were initiated by addition of 20 μ L of substrate-cofactor mix in assay buffer (25 mM Tris-HCl, pH 7.5, 0.1 M NaCl, 1 mM MgCl₂) to final concentrations of 400 μ M NADPH, 25 nM ³H-cortisone and 0.007% Triton X-100. Plates were incubated at 37 °C for one hour. Reactions were quenched by addition of 40 μ L of anti-mouse coated SPA beads that had been pre-incubated with 10 μ M carbenoxolone and a cortisol-specific monoclonal antibody. Quenched plates were incubated for a minimum of 30 minutes at RT prior to reading on a Topcount scintillation counter. Controls with no lysate, inhibited lysate, and with no mAb were run routinely. Roughly 30% of input cortisone is reduced by 11 β HSD1 in the uninhibited reaction under these conditions.

Test compounds having an IC₅₀ value less than about 20 μ M according to this assay were considered active.

Example B

Cell-based assays for HSD activity

Peripheral blood mononuclear cells (PBMCs) were isolated from normal human volunteers by Ficoll density centrifugation. Cells were plated at 4x10⁵ cells/well in 200 μ L of AIM V (Gibco-BRL) media in 96 well plates. The cells were stimulated overnight with 50 ng/ml recombinant human IL-4 (R&D Systems). The following morning, 200 nM cortisone (Sigma) was added in the presence or absence of various concentrations of compound. The cells were incubated for 48 hours and then supernatants were harvested. Conversion of cortisone to cortisol was determined by a commercially available ELISA (Assay Design).

Test compounds having an IC₅₀ value less than about 20 μ M according to this assay were considered active.

Example C

Cellular assay to evaluate MR antagonism

Assays for MR antagonism were performed essentially as described (Jausons-Loffreda et al. J Biolumin and Chemilumin, 1994, 9: 217-221). Briefly, HEK293/MSR cells (Invitrogen Corp.) were co-transfected with three plasmids: 1) one designed to express a fusion protein of the GAL4 DNA binding domain and the mineralocorticoid receptor ligand binding domain, 2) one containing the GAL4 upstream activation sequence positioned upstream of a firefly luciferase reporter gene (pFR-LUC, Stratagene, Inc.), and 3) one containing the Renilla luciferase reporter gene cloned downstream

of a thymidine kinase promoter (Promega). Transfections were performed using the FuGENE6 reagent (Roche). Transfected cells were ready for use in subsequent assays 24 hours post-transfection.

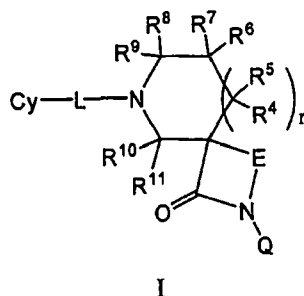
5 In order to evaluate a compound's ability to antagonize the MR, test compounds are diluted in cell culture medium (E-MEM, 10% charcoal-stripped FBS, 2 mM L-glutamine) supplemented with 1 nM aldosterone and applied to the transfected cells for 16-18 hours. After the incubation of the cells with the test compound and aldosterone, the activity of firefly luciferase (indicative of MR agonism by aldosterone) and Renilla luciferase (normalization control) were determined using the Dual-Glo Luciferase Assay System (Promega). Antagonism of the mineralocorticoid receptor was determined
10 by monitoring the ability of a test compound to attenuate the aldosterone-induced firefly luciferase activity.

Compounds having an IC_{50} of 100 μ M or less were considered active.

15 Various modifications of the invention, in addition to those described herein, will be apparent to those skilled in the art from the foregoing description. Such modifications are also intended to fall within the scope of the appended claims. Each reference, including all patent, patent applications, and publications, cited in the present application is incorporated herein by reference in its entirety.

What is claimed is:

1. A compound of Formula I:



or pharmaceutically acceptable salt or prodrug thereof, wherein:

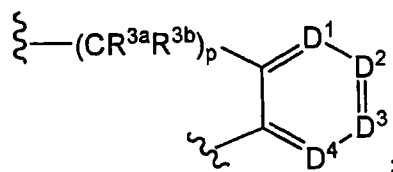
Cy is aryl, heteroaryl, cycloalkyl, or heterocycloalkyl, each optionally substituted with 1, 2, 3, 4 or 5 -W-X-Y-Z;

L is $(CR^{12}R^{13})_{q1}$, $(CR^{12}R^{13})_{q1}O(CR^{12}R^{13})_{q2}$, $(CR^{12}R^{13})_{q1}S(CR^{12}R^{13})_{q2}$, $(CR^{12}R^{13})_{q1}SO_2(CR^{12}R^{13})_{q2}$, $(CR^{12}R^{13})_{q1}SO(CR^{12}R^{13})_{q2}$, or $(CR^{12}R^{13})_{q1}CO(CR^{12}R^{13})_{q2}$;

Q is $-(CR^1R^2)_m-A$;

A is aryl, heteroaryl, cycloalkyl, or heterocycloalkyl, each optionally substituted with 1, 2, 3, 4 or 5 -W'-X'-Y'-Z';

E is $-(CR^{3a}R^{3b})_{n1}-$, $-(CR^{3a}R^{3b})_{n2}CO-$, $-(CR^{3a}R^{3b})_{n2}OCO-$, $-(CR^{3a}R^{3b})_{n2}SO-$, $-(CR^{3a}R^{3b})_{n2}SO_2-$, $-(CR^{3a}R^{3b})_{n2}NR^{3c}-$, $-(CR^{3a}R^{3b})_{n3}CONR^{3c}-$, $-(CR^{3a}R^{3b})_{n2}NR^{3c}CO-$, or a group of formula:



D^1 , D^2 , D^3 and D^4 are each N or CR^{15} ;

R^1 and R^2 are each, independently, H or C_{1-8} alkyl;

R^{3a} and R^{3b} are each, independently, H, $OC(O)R^a$, $OC(O)OR^b$, $C(O)OR^b$, $OC(O)NR^cR^d$, NR^cR^d , $NR^cC(O)R^a$, $NR^cC(O)OR^b$, $S(O)R^a$, $S(O)NR^cR^d$, $S(O)_2R^a$, $S(O)_2NR^cR^d$, OR^b , SR^b , halo, C_{1-10} alkyl, C_{1-10} haloalkyl, C_{2-10} alkenyl, C_{2-10} alkynyl, aryl, cycloalkyl, heteroaryl, heterocycloalkyl, arylalkyl, heteroarylalkyl, cycloalkylalkyl or heterocycloalkylalkyl, wherein said C_{1-10} alkyl, C_{1-10} haloalkyl, C_{2-10} alkenyl, C_{2-10} alkynyl, aryl, cycloalkyl, heteroaryl, heterocycloalkyl, arylalkyl, heteroarylalkyl, cycloalkylalkyl or heterocycloalkylalkyl is optionally substituted by R^{16} ;

R^{3c} is H, C_{1-4} alkyl, C_{1-4} haloalkyl, C_{2-4} alkenyl, C_{2-4} alkynyl, or $CO-(C_{1-4}$ alkyl);

R^4 , R^5 , R^6 , R^7 , R^8 , R^9 , R^{10} and R^{11} are each, independently, H, $OC(O)R^a$, $OC(O)OR^b$, $C(O)OR^b$, $OC(O)NR^cR^d$, NR^cR^d , $NR^cC(O)R^a$, $NR^cC(O)OR^b$, $S(O)R^a$, $S(O)NR^cR^d$, $S(O)_2R^a$, $S(O)_2NR^cR^d$, OR^b , SR^b , halo, C_{1-10} alkyl, C_{1-10} haloalkyl, C_{2-10} alkenyl, C_{2-10} alkynyl, aryl, cycloalkyl, heteroaryl, heterocycloalkyl, arylalkyl, heteroarylalkyl, cycloalkylalkyl or heterocycloalkylalkyl,

wherein said C₁₋₁₀ alkyl, C₁₋₁₀ haloalkyl, C₂₋₁₀ alkenyl, C₂₋₁₀ alkynyl, aryl, cycloalkyl, heteroaryl, heterocycloalkyl, arylalkyl, heteroarylalkyl, cycloalkylalkyl or heterocycloalkylalkyl is optionally substituted by R¹⁴;

or R⁴ and R⁵ together with the carbon atom to which they are attached form a 3-14 membered cycloalkyl or heterocycloalkyl group which is optionally substituted by R¹⁴;

or R⁶ and R⁷ together with the carbon atom to which they are attached form a 3-14 membered cycloalkyl or heterocycloalkyl group which is optionally substituted by R¹⁴;

or R⁸ and R⁹ together with the carbon atom to which they are attached form a 3-14 membered cycloalkyl or heterocycloalkyl group which is optionally substituted by R¹⁴;

or R¹⁰ and R¹¹ together with the carbon atom to which they are attached form a 3-14 membered cycloalkyl or heterocycloalkyl group which is optionally substituted by R¹⁴;

or R⁴ and R⁶ together with the carbon atom to which they are attached form a 3-7 membered fused cycloalkyl group or 3-7 membered fused heterocycloalkyl group which is optionally substituted by R¹⁴;

or R⁶ and R⁸ together with the carbon atom to which they are attached form a 3-7 membered fused cycloalkyl group or 3-7 membered fused heterocycloalkyl group which is optionally substituted by R¹⁴;

or R⁴ and R⁹ together form a C₁₋₃ alkylene bridge which is optionally substituted by R¹⁴;

or R⁴ and R¹⁰ together form a C₁₋₃ alkylene bridge which is optionally substituted by R¹⁴;

or R⁶ and R¹⁰ together form a C₁₋₃ alkylene bridge which is optionally substituted by R¹⁴;

or R⁹ and R¹⁰ together form a C₁₋₃ alkylene bridge which is optionally substituted by R¹⁴;

R¹² and R¹³ are each, independently, H, halo, C₁₋₄ alkyl, C₁₋₄ haloalkyl, aryl, cycloalkyl, heteroaryl, heterocycloalkyl, CN, NO₂, OR^a, SR^a, C(O)R^b, C(O)NR^cR^d, C(O)OR^a, OC(O)R^b, OC(O)NR^cR^d, NR^cR^d, NR^cC(O)R^d, NR^cC(O)OR^a, S(O)R^b, S(O)NR^cR^d, S(O)₂R^b, or S(O)₂NR^cR^d;

R¹⁴ is halo, C₁₋₄ alkyl, C₁₋₄ haloalkyl, aryl, cycloalkyl, heteroaryl, heterocycloalkyl, CN, NO₂, OR^a, SR^a, C(O)R^b, C(O)NR^cR^d, C(O)OR^a, OC(O)R^b, OC(O)NR^cR^d, NR^cR^d, NR^cC(O)R^d, NR^cC(O)OR^a, S(O)R^b, S(O)NR^cR^d, S(O)₂R^b, or S(O)₂NR^cR^d;

R¹⁵ is H, halo, C₁₋₄ alkyl, C₁₋₄ haloalkyl, aryl, cycloalkyl, heteroaryl, heterocycloalkyl, CN, NO₂, OR^a, SR^a, C(O)R^b, C(O)NR^cR^d, C(O)OR^a, OC(O)R^b, OC(O)NR^cR^d, NR^cR^d, NR^cC(O)R^d, NR^cC(O)OR^a, S(O)R^b, S(O)NR^cR^d, S(O)₂R^b, or S(O)₂NR^cR^d;

R¹⁶ is halo, C₁₋₄ alkyl, C₁₋₄ haloalkyl, aryl, cycloalkyl, heteroaryl, heterocycloalkyl, CN, NO₂, OR^a, SR^a, C(O)R^b, C(O)NR^cR^d, C(O)OR^a, OC(O)R^b, OC(O)NR^cR^d, NR^cR^d, NR^cC(O)R^d, NR^cC(O)OR^a, S(O)R^b, S(O)NR^cR^d, S(O)₂R^b, or S(O)₂NR^cR^d;

W, W' and W'' are each, independently, absent, C₁₋₆ alkynyl, C₂₋₆ alkenyl, C₂₋₆ alkynyl, O, S, NR^e, CO, COO, CONR^e, SO, SO₂, SONR^e, or NR^eCONR^f, wherein said C₁₋₆

alkynyl, C₂₋₆ alkenyl, C₂₋₆ alkynyl are each optionally substituted by 1, 2 or 3 halo, OH, C₁₋₄ alkoxy, C₁₋₄ haloalkoxy, amino, C₁₋₄ alkylamino or C₂₋₈ dialkylamino;

X, X' and X'' are each, independently, absent, C₁₋₆ alkyl, C₂₋₆ alkenyl, C₂₋₆ alkynyl, aryl, cycloalkyl, heteroaryl or heterocycloalkyl, wherein said C₁₋₆ alkyl, C₂₋₆ alkenyl, C₂₋₆ alkynyl, aryl, cycloalkyl, heteroaryl or heterocycloalkyl is optionally substituted by one or more halo, oxo, CN, NO₂, OH, C₁₋₄ alkoxy, C₁₋₄ haloalkoxy, amino, C₁₋₄ alkylamino or C₂₋₈ dialkylamino;

Y, Y' and Y'' are each, independently, absent, C₁₋₆ alkyl, C₂₋₆ alkenyl, C₂₋₆ alkynyl, O, S, NR^e, CO, COO, CONR^e, SO, SO₂, SONR^e, or NR^eCONR^f, wherein said C₁₋₆ alkyl, C₂₋₆ alkenyl, C₂₋₆ alkynyl are each optionally substituted by 1, 2 or 3 halo, OH, C₁₋₄ alkoxy, C₁₋₄ haloalkoxy, amino, C₁₋₄ alkylamino or C₂₋₈ dialkylamino;

Z, Z' and Z'' are each, independently, H, halo, CN, NO₂, OH, C₁₋₄ alkoxy, C₁₋₄ haloalkoxy, amino, C₁₋₄ alkylamino, C₂₋₈ dialkylamino, C₁₋₆ alkyl, C₂₋₆ alkenyl, C₂₋₆ alkynyl, aryl, cycloalkyl, heteroaryl or heterocycloalkyl, wherein said C₁₋₆ alkyl, C₂₋₆ alkenyl, C₂₋₆ alkynyl, aryl, cycloalkyl, heteroaryl or heterocycloalkyl is optionally substituted by 1, 2 or 3 halo, oxo, C₁₋₆ alkyl, C₂₋₆ alkenyl, C₂₋₆ alkynyl, C₁₋₄ haloalkyl, aryl, cycloalkyl, heteroaryl, heterocycloalkyl, CN, NO₂, OR^a, SR^a, C(O)R^b, C(O)NR^c, C(O)OR^a, OC(O)R^b, OC(O)NR^c, NR^cR^d, NR^cC(O)R^d, NR^cC(O)OR^a, NR^eS(O)₂R^b, S(O)R^b, S(O)NR^cR^d, S(O)₂R^b, or S(O)₂NR^cR^d;

wherein two -W-X-Y-Z attached to the same atom optionally form a 3-20 membered cycloalkyl or heterocycloalkyl group, each optionally substituted by 1, 2 or 3 -W''-X''-Y''-Z'';

wherein two -W'-X'-Y'-Z' attached to the same atom optionally form a 3-20 membered cycloalkyl or heterocycloalkyl group, each optionally substituted by 1, 2 or 3 -W''-X''-Y''-Z'';

wherein -W-X-Y-Z is other than H;

wherein -W'-X'-Y'-Z' is other than H;

wherein -W''-X''-Y''-Z'' is other than H;

R^a, R^{a'} and R^{a''} are each, independently, H, C₁₋₆ alkyl, C₁₋₆ haloalkyl, C₂₋₆ alkenyl, C₂₋₆ alkynyl, aryl, cycloalkyl, heteroaryl or heterocycloalkyl, wherein said C₁₋₆ alkyl, C₁₋₆ haloalkyl, C₂₋₆ alkenyl, C₂₋₆ alkynyl, aryl, cycloalkyl, heteroaryl or heterocycloalkyl; heterocycloalkyl, heterocycloalkylalkyl is optionally substituted with H, OH, amino, halo, C₁₋₆ alkyl, C₁₋₆ haloalkyl, aryl, arylalkyl, heteroaryl, heteroarylalkyl, cycloalkyl or heterocycloalkyl;

R^b, R^{b'} and R^{b''} are each, independently, H, C₁₋₆ alkyl, C₁₋₆ haloalkyl, C₂₋₆ alkenyl, C₂₋₆ alkynyl, aryl, cycloalkyl, heteroaryl, heterocycloalkyl, arylalkyl, heteroarylalkyl, cycloalkylalkyl or heterocycloalkylalkyl, wherein said C₁₋₆ alkyl, C₁₋₆ haloalkyl, C₂₋₆ alkenyl, C₂₋₆ alkynyl, aryl, cycloalkyl, heteroaryl, heterocycloalkyl, arylalkyl, heteroarylalkyl, cycloalkylalkyl or heterocycloalkylalkyl is optionally substituted with H, OH, amino, halo, C₁₋₆ alkyl, C₁₋₆ haloalkyl, C₁₋₆ haloalkyl, aryl, arylalkyl, heteroaryl, heteroarylalkyl, cycloalkyl or heterocycloalkyl;

R^c and R^d are each, independently, H, C₁₋₁₀ alkyl, C₁₋₆ haloalkyl, C₂₋₆ alkenyl, C₂₋₆ alkynyl, aryl, heteroaryl, cycloalkyl, heterocycloalkyl, arylalkyl, heteroarylalkyl, cycloalkylalkyl or heterocycloalkylalkyl, wherein said C₁₋₁₀ alkyl, C₁₋₆ haloalkyl, C₂₋₆ alkenyl, C₂₋₆ alkynyl, aryl, heteroaryl, cycloalkyl, heterocycloalkyl, arylalkyl, heteroarylalkyl, cycloalkylalkyl or heterocycloalkylalkyl is optionally substituted with H, OH, amino, halo, C₁₋₆ alkyl, C₁₋₆ haloalkyl, C₁₋₆ haloalkyl, aryl, arylalkyl, heteroaryl, heteroarylalkyl, cycloalkyl or heterocycloalkyl;

or R^c and R^d together with the N atom to which they are attached form a 4-, 5-, 6- or 7-membered heterocycloalkyl group;

R^{c'} and R^{d'} are each, independently, H, C₁₋₁₀ alkyl, C₁₋₆ haloalkyl, C₂₋₆ alkenyl, C₂₋₆ alkynyl, aryl, heteroaryl, cycloalkyl, heterocycloalkyl, arylalkyl, heteroarylalkyl, cycloalkylalkyl or heterocycloalkylalkyl, wherein said C₁₋₁₀ alkyl, C₁₋₆ haloalkyl, C₂₋₆ alkenyl, C₂₋₆ alkynyl, aryl, heteroaryl, cycloalkyl, heterocycloalkyl, arylalkyl, heteroarylalkyl, cycloalkylalkyl or heterocycloalkylalkyl is optionally substituted with H, OH, amino, halo, C₁₋₆ alkyl, C₁₋₆ haloalkyl, C₁₋₆ haloalkyl, aryl, arylalkyl, heteroaryl, heteroarylalkyl, cycloalkyl or heterocycloalkyl;

or R^{c'} and R^{d'} together with the N atom to which they are attached form a 4-, 5-, 6- or 7-membered heterocycloalkyl group;

R^{c''} and R^{d''} are each, independently, H, C₁₋₁₀ alkyl, C₁₋₆ haloalkyl, C₂₋₆ alkenyl, C₂₋₆ alkynyl, aryl, heteroaryl, cycloalkyl, heterocycloalkyl, arylalkyl, heteroarylalkyl, cycloalkylalkyl or heterocycloalkylalkyl, wherein said C₁₋₁₀ alkyl, C₁₋₆ haloalkyl, C₂₋₆ alkenyl, C₂₋₆ alkynyl, aryl, heteroaryl, cycloalkyl, heterocycloalkyl, arylalkyl, heteroarylalkyl, cycloalkylalkyl or heterocycloalkylalkyl is optionally substituted with H, OH, amino, halo, C₁₋₆ alkyl, C₁₋₆ haloalkyl, C₁₋₆ haloalkyl, aryl, arylalkyl, heteroaryl, heteroarylalkyl, cycloalkyl or heterocycloalkyl;

or R^{c''} and R^{d''} together with the N atom to which they are attached form a 4-, 5-, 6- or 7-membered heterocycloalkyl group;

R^e and R^f are each, independently, H, C₁₋₁₀ alkyl, C₁₋₆ haloalkyl, C₂₋₆ alkenyl, C₂₋₆ alkynyl, aryl, heteroaryl, cycloalkyl, heterocycloalkyl, arylalkyl, heteroarylalkyl, cycloalkylalkyl or heterocycloalkylalkyl, wherein said C₁₋₁₀ alkyl, C₁₋₆ haloalkyl, C₂₋₆ alkenyl, C₂₋₆ alkynyl, aryl, heteroaryl, cycloalkyl, heterocycloalkyl, arylalkyl, heteroarylalkyl, cycloalkylalkyl or heterocycloalkylalkyl is optionally substituted with H, OH, amino, halo, C₁₋₆ alkyl, C₁₋₆ haloalkyl, C₁₋₆ haloalkyl, aryl, arylalkyl, heteroaryl, heteroarylalkyl, cycloalkyl or heterocycloalkyl;

or R^e and R^f together with the N atom to which they are attached form a 4-, 5-, 6- or 7-membered heterocycloalkyl group;

m is 0, 1, 2 or 3;

n₁ is 1, 2, 3 or 4;

n₂ is 0, 1, 2, 3 or 4;

n₃ is 0, 1, 2, 3 or 4;

p is 0, 1 or 2;

q1 is 0, 1 or 2;

q2 is 0, 1 or 2; and

r is 0, 1 or 2;

with the provisos:

(a) when A is aryl optionally substituted with 1, 2, 3, 4 or 5 $-W'-X'-Y'-Z'$ or heteroaryl optionally substituted with 1, 2, 3, 4 or 5 $-W'-X'-Y'-Z'$; L is SO_2 , SO_2CH_2 or CH_2 ; and m is 0, then Cy is other than unsubstituted aryl, monosubstituted aryl, unsubstituted heteroaryl, or monosubstituted heteroaryl;

(b) when A is aryl optionally substituted with 1, 2, 3, 4 or 5 $-W'-X'-Y'-Z'$ or heteroaryl optionally substituted with 1, 2, 3, 4 or 5 $-W'-X'-Y'-Z'$; L is SO_2 , SO_2CH_2 or CH_2 ; m is 0, and Cy is di-, tri-, tetra- or penta-substituted aryl or di-, tri-, tetra- or penta-substituted heteroaryl, then said di-, tri-, tetra- or penta-substituted aryl or di-, tri-, tetra- or penta-substituted heteroaryl is substituted by at least one C_{1-6} alkyl and at least one halo;

(c) when A is aryl optionally substituted with 1, 2, 3, 4 or 5 $-W'-X'-Y'-Z'$ or heteroaryl optionally substituted with 1, 2, 3, 4 or 5 $-W'-X'-Y'-Z'$; L is SO_2 , SO_2CH_2 or CH_2 ; and m is 0, then Cy is other than 2-chloro-6-methyl-phenyl;

(d) when A is phenyl or 4-phenoxyphenyl; L is SO_2 or SO_2CH_2 ; and m is 0 or 1, then Cy is other than cyclohexyl or 1,1-dioxo-tetrahydro-thien-3-yl;

(e) when Cy is aryl optionally substituted with 1, 2, 3, 4 or 5 $-W-X-Y-Z$ or heteroaryl optionally substituted with 1, 2, 3, 4 or 5 $-W-X-Y-Z$; L is SO_2 , SO_2CH_2 or CH_2 ; and m is 0, then A is other than tetrahydropyran-4-yl, 2,3-dihydroinden-2-yl or 2,2-difluoro-1,3-benzodioxol-5-yl; and

(f) when Cy is aryl optionally substituted with 1, 2, 3, 4 or 5 $-W-X-Y-Z$ or heteroaryl optionally substituted with 1, 2, 3, 4 or 5 $-W-X-Y-Z$; L is SO_2 , SO_2CH_2 or CH_2 ; and m is 1, then A is other than pyridine-4-yl, phenyl, 2-chloro-6-fluoro-phenyl, 4-methoxyphenyl or 4-phenoxy-phenyl.

2. The compound of claim 1 wherein Cy is aryl or heteroaryl, each optionally substituted with 1, 2, 3, 4 or 5 $-W-X-Y-Z$.

3. The compound of claim 1 wherein Cy is aryl or heteroaryl, each optionally substituted with 1, 2, 3, 4 or 5 $-W-X-Y-Z$ wherein W is O or absent, X is absent, and Y is absent.

4. The compound of claim 1 wherein Cy is phenyl, naphthyl, pyridyl, pyrimidinyl, triazinyl, furanyl, thiazolyl, pyrazinyl, purinyl, quinazolinyl, quinolinyl, isoquinolinyl, pyrrolo[2,3-d]pyrimidinyl, or 1,3-benzothiazolyl, each optionally substituted with 1, 2, 3, 4 or 5 $-W-X-Y-Z$.

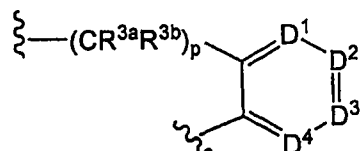
5. The compound of claim 1 wherein Cy is phenyl, naphthyl, pyridyl, pyrimidinyl, triazinyl, furanyl or thienyl, each optionally substituted with 1, 2, 3, 4 or 5 $-W-X-Y-Z$.

6. The compound of claim 1 wherein Cy is phenyl, naphthyl, pyridyl, pyrimidinyl, triazinyl, furanyl thiazolyl, pyrazinyl, purinyl, quinazoliny, quinoliny, isoquinoliny, pyrrolo[2,3-d]pyrimidinyl, or 1,3-benzothiazolyl, each optionally substituted with 1, 2, 3 or 4 halo, CN, NO₂, C₁₋₄ alkoxy, heteroaryloxy, C₂₋₆ alkynyl, C₁₋₄ haloalkoxy, NR^cC(O)R^d, NR^cC(O)OR^a, C(O)NR^cR^d, NR^cR^d, NR^aS(O)₂R^b, C₁₋₄ haloalkyl, C₁₋₆ alkyl, heterocycloalkyl, aryl or heteraryl, wherein each of said C₁₋₆ alkyl, aryl or heteraryl is optionally substituted by 1, 2 or 3 halo, C₁₋₆ alkyl, C₁₋₄ haloalkyl, CN, NO₂, OR^a, SR^a, C(O)NR^cR^d, NR^cC(O)R^d or COOR^a.
7. The compound of claim 1 wherein Cy is phenyl, naphthyl, pyridyl, pyrimidinyl, triazinyl, furanyl thienyl, thiazolyl, pyrazinyl, purinyl, quinazoliny, quinoliny, isoquinoliny, pyrrolo[2,3-d]pyrimidinyl, or 1,3-benzothiazolyl, each optionally substituted with 1, 2, 3 or 4 substituents independently selected from:
halo, CN, NO₂, C₁₋₄ alkoxy, pyridin-2-yloxy, pyridin-3-yloxy, pyridin-4-yloxy, C₂₋₆ alkynyl, C₁₋₄ haloalkoxy, NR^cC(O)R^d, NR^cC(O)OR^a, C(O)NR^cR^d, NR^cR^d, NR^aS(O)₂R^b, C₁₋₄ haloalkyl, C₁₋₆ alkyl, phenyl, pyridyl, pyrimidinyl, isoxazolyl, pyrazolyl, 1,2,3,6-tetrahydro-pyridinyl, 2-oxo-(2H)-pyridinyl, 2-oxo-[1,3]oxazolidinyl, 2-oxo-pyrrolidinyl, pyrrolidinyl, 2-oxopiperidinyl, and 2-oxo-[1,3]oxazinanyl; wherein each of said C₁₋₆ alkyl, phenyl, pyridyl, pyrimidinyl, isoxazolyl, pyrazolyl, 1,2,3,6-tetrahydro-pyridinyl, 2-oxo-(2H)-pyridinyl, 2-oxo-[1,3]oxazolidinyl, 2-oxo-pyrrolidinyl, pyrrolidinyl, 2-oxopiperidinyl, or 2-oxo-[1,3]oxazinanyl is optionally substituted by 1, 2 or 3 halo, C₁₋₆ alkyl, C₁₋₄ haloalkyl, CN, NO₂, OR^a, SR^a, C(O)NR^cR^d, NR^cC(O)R^d or COOR^a.
8. The compound of claim 1 wherein Cy is phenyl, naphthyl, pyridyl, pyrimidinyl, triazinyl, furanyl or thienyl, each optionally substituted with 1, 2, or 3 halo, CN, C₁₋₄ alkoxy, C₁₋₄ haloalkoxy, C₁₋₆ alkyl or aryl, wherein said C₁₋₆ alkyl or aryl is optionally substituted by 1, 2 or 3 halo, C₁₋₆ alkyl, C₁₋₄ haloalkyl, CN, NO₂, OR^a, or SR^a.
9. The compound of claim 1 wherein Cy is phenyl, naphthyl, pyridyl, pyrimidinyl, triazinyl, furanyl or thienyl, each optionally substituted with 1, 2, or 3 halo, CN, C₁₋₄ alkoxy, C₁₋₄ haloalkoxy, C₁₋₆ alkyl or aryl, wherein said C₁₋₆ alkyl or aryl is optionally substituted by 1, 2 or 3 halo or C₁₋₆ alkyl.
10. The compound of claim 1 wherein Cy is phenyl, pyridyl, pyrimidinyl, quinoliny, or isoquinoliny, each optionally substituted with 1, 2, 3, 4 or 5 -W-X-Y-Z.
11. The compound of claim 1 wherein Cy is phenyl, pyridyl, pyrimidinyl, quinoliny, or isoquinoliny, each optionally substituted with 1, 2, or 3 halo, CN, C₁₋₆ alkyl, C₁₋₆ haloalkyl, C₁₋₆ alkoxy, -NR^cC(O)O-Z, -C(O)O-Z, or NR^cC(O)-Z.

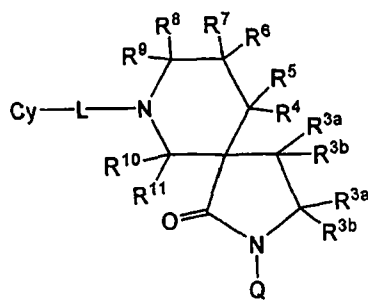
12. The compound of claim 1 wherein Cy is cycloalkyl or heterocycloalkyl, each optionally substituted with 1, 2, 3, 4 or 5 -W-X-Y-Z.
13. The compound of claim 1 wherein Cy is piperidiny1, pyrrolindiny1, 1, 2, 3,6-tetrahydropyridiny1, 2-oxo-[1,3]oxazinany1, or piperiziny1, each optionally substituted with 1, 2, 3, 4 or 5 -W-X-Y-Z.
14. The compound of claim 1 wherein Cy is piperidiny1, pyrrolindiny1, 1, 2, 3,6-tetrahydropyridiny1, or piperiziny1, each optionally substituted with 1, 2, 3, 4 or 5 -W-X-Y-Z.
15. The compound of claim 1 wherein Cy is piperidiny1, pyrrolindiny1, 1, 2, 3, 6-tetrahydropyridiny1, 2-oxo-[1,3]oxazinany1, or piperiziny1, each optionally substituted with 1, 2, or 3 aryl or heteroaryl, wherein each of said aryl or heteroaryl is optionally substituted by 1, 2 or 3 halo, CN, C₁₋₄ alkyl, phenyl, pyridyl, C₁₋₄ alkoxy, or C₁₋₄ haloalkyl.
16. The compound of claim 1 wherein Cy is piperidiny1, pyrrolindiny1, 1, 2, 3, 6-tetrahydropyridiny1, 2-oxo-[1,3]oxazinany1, or piperiziny1, each optionally substituted with 1, 2, or 3 phenyl, pyridyl or quinoliny1, wherein each of said phenyl, pyridyl, quinoliny1 is optionally substituted by 1, 2 or 3 halo, CN, C₁₋₄ alkyl, phenyl, C₁₋₄ alkoxy, or C₁₋₄ haloalkyl.
17. The compound of claim 1 wherein Cy is piperidiny1, pyrrolindiny1, 1, 2, 3, 6-tetrahydropyridiny1, or piperiziny1, each optionally substituted with 1, 2, or 3 aryl, wherein said aryl is optionally substituted by 1, 2 or 3 halo or C₁₋₄ haloalkyl.
18. The compound of claim 1 wherein L is (CR¹²R¹³)_{q1}S(CR¹²R¹³)_{q2}, (CR¹²R¹³)_{q1}SO₂(CR¹²R¹³)_{q2}, or (CR¹²R¹³)_{q1}SO(CR¹²R¹³)_{q2}.
19. The compound of claim 1 wherein L is (CR¹²R¹³)_{q1}SO₂(CR¹²R¹³)_{q2}.
20. The compound of claim 1 wherein L is S, SO or SO₂.
21. The compound of claim 1 wherein L is SO₂.
22. The compound of claim 1 wherein L is CO.
23. The compound of claim 1 wherein L is (CR¹²R¹³)_{q1}.

24. The compound of claim 1 wherein L is $(CR^{12}R^{13})_{q1}$ and $q1$ is 0.
25. The compound of claim 1 wherein Q is aryl, heteroaryl, cycloalkyl, or heterocycloalkyl, each optionally substituted with 1, 2, 3, 4 or 5 $-W'-X'-Y'-Z'$.
26. The compound of claim 1 wherein Q is aryl or heteroaryl, each optionally substituted with 1, 2, 3, 4 or 5 halo, C_{1-4} alkyl, CN, $NR^cC(O)R^d$ or $NR^eS(O)_2R^b$.
27. The compound of claim 1 wherein Q is phenyl, pyridyl or quinoliny, each optionally substituted with 1 or 2 halo, C_{1-4} alkyl, CN, $NR^cC(O)R^d$ or $NR^eS(O)_2R^b$.
28. The compound of claim 1 wherein Q is cycloalkyl or heterocycloalkyl, each optionally substituted with 1, 2, 3, 4 or 5 $-W'-X'-Y'-Z'$.
29. The compound of claim 1 wherein Q is cycloalkyl or heterocycloalkyl, each optionally substituted with 1 or 2 $-W'-X'-Y'-Z'$.
30. The compound of claim 1 wherein Q is cycloalkyl or heterocycloalkyl, each optionally substituted with 1, 2, 3, 4 or 5 OH, C_{1-4} alkoxy, CN, C_{1-4} alkyl, -O-heteroaryl, $-(C_{1-4} \text{ alkyl})-CN$, $COOR^a$, $C(O)NR^cR^d$ or $NR^eC(O)OR^a$.
31. The compound of claim 1 wherein Q is cyclopropyl, cyclohexyl, cycloheptyl, adamantyl, tetrahydro-2H-pyranyl or piperidiny, each optionally substituted with 1 OH, C_{1-4} alkoxy, CN, C_{1-4} alkyl, -O-heteroaryl, $-(C_{1-4} \text{ alkyl})-CN$, $COOR^a$, $C(O)NR^cR^d$ or $NR^eC(O)OR^a$.
32. The compound of claim 1 wherein Q is cycloalkyl or heterocycloalkyl, each optionally substituted with 1, 2, 3, 4 or 5 OH, halo, CN, C_{1-4} alkyl, C_{1-4} alkoxy, $NR^eCOO(C_{1-4} \text{ alkyl})$, $NR^eCO(C_{1-4} \text{ alkyl})$, aryl, heteroaryl, -O-aryl, -O-heteroaryl, or $-(C_{1-4} \text{ alkyl})-OH$.
33. The compound of claim 1 wherein Q is cycloalkyl or heterocycloalkyl, each optionally substituted with 1, 2, 3, 4 or 5 OH, CN, -O-heteroaryl, or $C(O)O-Z'$.
34. The compound of claim 1 wherein Q is cycloalkyl or heterocycloalkyl, each substituted with at least two $-W'-X'-Y'-Z'$, wherein two of said at least two $-W'-X'-Y'-Z'$ are attached to the same atom and together with the atom to which they are attached form a 3-20 membered cycloalkyl or heterocycloalkyl group, each optionally substituted by 1, 2 or 3 $-W''-X''-Y''-Z''$.

35. The compound of claim 1 wherein Q is phenyl, pyridyl, cyclopropyl, cyclobutyl, cyclopentyl, cyclohexyl, cycloheptyl, adamantyl, indanyl, or 1,2,3,4-tetrahydronaphthalene, each optionally substituted with 1, 2, 3, 4 or 5 $-W'-X'-Y'-Z'$.
36. The compound of claim 1 wherein Q is phenyl, pyridyl, cyclopropyl, cyclopentyl, cyclohexyl, cycloheptyl, or adamantyl, each optionally substituted with 1, 2, 3, 4 or 5 OH, CN, halo, C_{1-6} alkyl, $-O$ -heteroaryl, or $C(O)O-Z$.
37. The compound of claim 1 wherein Q is cyclohexyl substituted at the 4-position with at least one $-W'-X'-Y'-Z'$.
38. The compound of claim 1 wherein Q is cyclohexyl substituted at the 4-position with at least one OH, CN, or $-O-X'-Y'-Z'$.
39. The compound of claim 1 wherein Q is $-(CR^1R^2)_m-A$ and m is 1, 2 or 3.
40. The compound of claim 1 wherein Q is $-(CR^1R^2)_m-A$ and m is 2.
41. The compound of claim 30 wherein A is aryl or heteroaryl, each optionally substituted with 1, 2, 3, 4 or 5 $-W'-X'-Y'-Z'$.
42. The compound of claim 30 wherein A is aryl optionally substituted with 1, 2, 3, 4 or 5 $-W'-X'-Y'-Z'$.
43. The compound of claim 1 wherein E is methylene, ethylene, or propylene.
44. The compound of claim 1 wherein E is ethylene.
45. The compound of claim 1 wherein E is $-CONR^{3c}-$.
46. The compound of claim 1 wherein E is a group of formula:

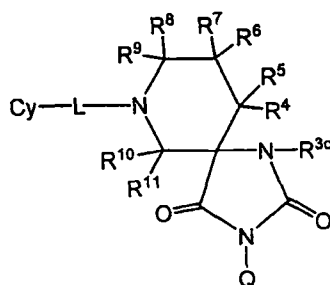


47. The compound of claim 1 wherein D^1 , D^2 , D^3 and D^4 are each CR^{15} .
48. The compound of claim 1 wherein one or two of D^1 , D^2 , D^3 and D^4 is N.
49. The compound of claim 1 wherein R^4 , R^5 , R^6 , R^7 , R^8 , R^9 , R^{10} and R^{11} are each, independently, H, $OC(O)R^a$, $OC(O)OR^b$, $C(O)OR^b$, $OC(O)NR^cR^d$, NR^cR^d , $NR^cC(O)R^a$, $NR^cC(O)OR^b$, $S(O)R^a$, $S(O)NR^cR^d$, $S(O)_2R^a$, $S(O)_2NR^cR^d$, OR^b , SR^b , C_{1-10} alkyl, C_{1-10} haloalkyl, C_{2-10} alkenyl, C_{2-10} alkynyl, aryl, cycloalkyl, heteroaryl, heterocycloalkyl, arylalkyl, heteroarylalkyl, cycloalkylalkyl or heterocycloalkylalkyl.
50. The compound of claim 1 wherein R^4 , R^5 , R^6 , R^7 , R^8 , R^9 , R^{10} and R^{11} are each, independently, H, C_{1-10} alkyl or C_{1-10} haloalkyl.
51. The compound of claim 1 wherein R^4 , R^5 , R^6 , R^7 , R^8 , R^9 , R^{10} and R^{11} are each H.
52. The compound of claim 1 wherein R^{3a} and R^{3b} are each H.
53. The compound of claim 1 wherein r is 1.
54. The compound of claim 1 wherein r is 0.
55. The compound of claim 1 wherein the sum of q1 and q2 is 0, 1 or 2.
56. The compound of claim 1 wherein the sum of q1 and q2 is 0.
57. The compound of claim 1 wherein R^{12} and R^{13} are each H.
58. The compound of claim 1 wherein at least one of R^1 and R^2 is C_{1-4} alkyl.
59. The compound of claim 1 wherein m is 0.
60. The compound of claim 1 wherein m is 1 or 2.
61. The compound of claim 1 wherein n1 is 2.
62. The compound of claim 1 having Formula II:



II.

63. The compound of claim 1 having Formula IV:



IV.

64. A compound of claim 1 selected from:

7-[(3-Chloro-2-methylphenyl)sulfonyl]-2-(cis-4-hydroxycyclohexyl)-2,7-diazaspiro[4.5]decan-1-one;

7-[(3-Chloro-2-methylphenyl)sulfonyl]-2-(trans-4-hydroxycyclohexyl)-2,7-diazaspiro[4.5]decan-1-one;

7-[(3-Chloro-2-methylphenyl)sulfonyl]-2-(2-methylphenyl)-2,7-diazaspiro[4.5]decan-1-one;

7-[(3-Chloro-2-methylphenyl)sulfonyl]-2-phenyl-2,7-diazaspiro[4.5]decan-1-one;

Trans-4-{7-[(3-chloro-2-methylphenyl)sulfonyl]-1-oxo-2,7-diazaspiro[4.5]dec-2-yl}cyclohexanecarbonitrile;

7-[(3-Chloro-2-methylphenyl)sulfonyl]-2-cycloheptyl-2,7-diazaspiro[4.5]decan-1-one;

7-[(3-Chloro-2-methylphenyl)sulfonyl]-2-cyclohexyl-2,7-diazaspiro[4.5]decan-1-one;

7-[(3-Chloro-2-methylphenyl)sulfonyl]-2-(4-methylpyridin-3-yl)-2,7-diazaspiro[4.5]decan-1-one;

one;

7-[(3-Chloro-2-methylphenyl)sulfonyl]-2-[cis-4-(pyridin-2-yloxy)cyclohexyl]-2,7-diazaspiro[4.5]decan-1-one;

7-[(3-Chloro-2-methylphenyl)sulfonyl]-2-[cis-4-(pyridin-3-yloxy)cyclohexyl]-2,7-diazaspiro[4.5]decan-1-one;

7-[(3-Chloro-2-methylphenyl)sulfonyl]-2-[cis-4-(pyridin-4-yloxy)cyclohexyl]-2,7-diazaspiro[4.5]decan-1-one;

2-(1-Adamantyl)-7-[(3-chloro-2-methylphenyl)sulfonyl]-2,7-diazaspiro[4.5]decan-1-one;

7-[(3-Chloro-2-methylphenyl)sulfonyl]-2-(1-methyl-2-phenylethyl)-2,7-diazaspiro[4.5]decan-1-one;

(5R)-7-[(3-Chloro-2-methylphenyl)sulfonyl]-2-cycloheptyl-2,7-diazaspiro[4.5]decan-1-one;

(5S)-7-[(3-Chloro-2-methylphenyl)sulfonyl]-2-cycloheptyl-2,7-diazaspiro[4.5]decan-1-one;

cis-4-{7-[(3-Chloro-2-methylphenyl)sulfonyl]-1-oxo-2,7-diazaspiro[4.5]dec-2-yl}cyclohexanecarbonitrile;

2-Cyclohexyl-7-(2-fluorophenyl)-2,7-diazaspiro[4.5]decan-1-one;

2-Cyclohexyl-7-(4-fluorophenyl)-2,7-diazaspiro[4.5]decan-1-one;

2-Cyclohexyl-7-(3-fluorophenyl)-2,7-diazaspiro[4.5]decan-1-one;

2-Cyclohexyl-7-phenyl-2,7-diazaspiro[4.5]decan-1-one;

7-(4-Fluorophenyl)-2-(trans-4-hydroxycyclohexyl)-2,7-diazaspiro[4.5]decan-1-one;

7-(3-Fluorophenyl)-2-(trans-4-hydroxycyclohexyl)-2,7-diazaspiro[4.5]decan-1-one;

2-(trans-4-Hydroxycyclohexyl)-7-phenyl-2,7-diazaspiro[4.5]decan-1-one;

Methyl 1-[7-(2-fluorophenyl)-1-oxo-2,7-diazaspiro[4.5]dec-2-yl] cyclopropanecarboxylate ;

2-(trans-4-Hydroxycyclohexyl)-7-[5-(trifluoromethyl)pyridin-2-yl]-2,7-diazaspiro[4.5]decan-1-one;

6-[2-(trans-4-Hydroxycyclohexyl)-1-oxo-2,7-diazaspiro[4.5]dec-7-yl]nicotinonitrile;

2-(trans-4-Hydroxycyclohexyl)-7-(6-methoxypyridin-2-yl)-2,7-diazaspiro[4.5]decan-1-one;

2-(trans-4-Hydroxycyclohexyl)-7-(6-methylpyridin-2-yl)-2,7-diazaspiro[4.5]decan-1-one;

2-(trans-4-Hydroxycyclohexyl)-7-(5-methylpyridin-2-yl)-2,7-diazaspiro[4.5]decan-1-one;

7-(5-Fuoropyridin-2-yl)-2-(trans-4-hydroxycyclohexyl)-2,7-diazaspiro[4.5]decan-1-one;

2-(trans-4-Hydroxycyclohexyl)-7-[6-(trifluoromethyl)pyridin-2-yl]-2,7-diazaspiro[4.5]decan-1-one;

(5S)-2-(trans-4-Hydroxycyclohexyl)-7-[5-(trifluoromethyl)pyridin-2-yl]-2,7-diazaspiro[4.5]decan-1-one;

(5R)-2-(trans-4-Hydroxycyclohexyl)-7-[5-(trifluoromethyl)pyridin-2-yl]-2,7-diazaspiro[4.5]decan-1-one;

7-(6-Fuoropyridin-2-yl)-2-(trans-4-hydroxycyclohexyl)-2,7-diazaspiro[4.5]decan-1-one;

2-(trans-4-Hydroxycyclohexyl)-7-(3-methylpyridin-2-yl)-2,7-diazaspiro[4.5]decan-1-one;

2-(trans-4-Hydroxycyclohexyl)-7-(4-methoxypyridin-2-yl)-2,7-diazaspiro[4.5]decan-1-one;

2-(trans-4-Hydroxycyclohexyl)-7-pyridin-2-yl-2,7-diazaspiro[4.5]decan-1-one;

(5R)-2-Cyclohexyl-7-phenyl-2,7-diazaspiro[4.5]decan-1-one;

(5S)-2-Cyclohexyl-7-phenyl-2,7-diazaspiro[4.5]decan-1-one;

7-[3-Chloro-5-(trifluoromethyl)pyridin-2-yl]-2-(trans-4-hydroxycyclohexyl)-2,7-diazaspiro[4.5]decan-1-one;

4-[2-(trans-4-Hydroxycyclohexyl)-1-oxo-2,7-diazaspiro[4.5]dec-7-yl]benzonitrile;

2-(trans-4-Hydroxycyclohexyl)-7-[4-(trifluoromethyl)phenyl]-2,7-diazaspiro[4.5]decan-1-one;

3-Fluoro-4-[2-(trans-4-hydroxycyclohexyl)-1-oxo-2,7-diazaspiro[4.5]dec-7-yl]benzonitrile;

4-(2-Cyclohexyl-1-oxo-2,7-diazaspiro[4.5]dec-7-yl)benzonitrile;

4-(2-Cyclohexyl-1-oxo-2,7-diazaspiro[4.5]dec-7-yl)-3-fluorobenzonitrile;

2-(trans-4-Hydroxycyclohexyl)-7-(piperidin-1-ylcarbonyl)-2,7-diazaspiro[4.5]decan-1-one;

2-(trans-4-Hydroxycyclohexyl)-7-(pyrrolidin-1-ylcarbonyl)-2,7-diazaspiro[4.5]decan-1-one;

2-(trans-4-Hydroxycyclohexyl)-7-[(4-phenyl-3,6-dihydropyridin-1(2H)-yl)carbonyl]-2,7-diazaspiro[4.5]decan-1-one;

2-(trans-4-Hydroxycyclohexyl)-7-[(4-phenylpiperidin-1-yl)carbonyl]-2,7-diazaspiro[4.5]decan-1-one;

2-(trans-4-Hydroxycyclohexyl)-7-[(4-phenylpiperazin-1-yl)carbonyl]-2,7-diazaspiro[4.5]decan-1-one;

7-{[4-(2-Fluorophenyl)piperazin-1-yl]carbonyl}-2-(trans-4-hydroxycyclohexyl)-2,7-diazaspiro[4.5]decan-1-one;

2-(trans-4-Hydroxycyclohexyl)-7-({4-[2-(trifluoromethyl)phenyl]piperazin-1-yl}carbonyl)-2,7-diazaspiro[4.5]decan-1-one;

2-Cyclohexyl-7-isonicotinoyl-2,7-diazaspiro[4.5]decan-1-one;

7-Benzoyl-2-cyclohexyl-2,7-diazaspiro[4.5]decan-1-one;

2-Cyclohexyl-7-(pyridin-3-ylcarbonyl)-2,7-diazaspiro[4.5]decan-1-one;

2-(trans-4-Hydroxycyclohexyl)-7-isonicotinoyl-2,7-diazaspiro[4.5]decan-1-one;

7-Benzoyl-2-(trans-4-hydroxycyclohexyl)-2,7-diazaspiro[4.5]decan-1-one;

2-(trans-4-Hydroxycyclohexyl)-7-(pyridin-3-ylcarbonyl)-2,7-diazaspiro[4.5]decan-1-one;

Isopropyl {4-[2-(trans-4-hydroxycyclohexyl)-1-oxo-2,7-diazaspiro[4.5]dec-7-yl]phenyl} carbamate;

Prop-2-yn-1-yl {4-[2-(trans-4-hydroxycyclohexyl)-1-oxo-2,7-diazaspiro[4.5]dec-7-yl]phenyl} carbamate;

Methyl {4-[2-(trans-4-hydroxycyclohexyl)-1-oxo-2,7-diazaspiro[4.5]dec-7-yl]phenyl} carbamate;

N-{4-[2-(trans-4-Hydroxycyclohexyl)-1-oxo-2,7-diazaspiro[4.5]dec-7-yl]phenyl} acetamide;

N-{4-[2-(trans-4-Hydroxycyclohexyl)-1-oxo-2,7-diazaspiro[4.5]dec-7-yl]phenyl} cyclopropanecarboxamide;

Isopropyl {3-fluoro-4-[2-(trans-4-hydroxycyclohexyl)-1-oxo-2,7-diazaspiro[4.5]dec-7-yl]phenyl} carbamate;

Prop-2-yn-1-yl {3-fluoro-4-[2-(trans-4-hydroxycyclohexyl)-1-oxo-2,7-diazaspiro[4.5]dec-7-yl]phenyl} carbamate;

Methyl {3-fluoro-4-[2-(trans-4-hydroxycyclohexyl)-1-oxo-2,7-diazaspiro[4.5]dec-7-yl]phenyl} carbamate;

N-{3-Fluoro-4-[2-(trans-4-hydroxycyclohexyl)-1-oxo-2,7-diazaspiro[4.5]dec-7-yl]phenyl} cyclopropanecarboxamide;

7-(4-Chloropyrimidin-2-yl)-2-(trans-4-hydroxycyclohexyl)-2,7-diazaspiro[4.5]decan-1-one;

2-Cyclohexyl-7-[5-(trifluoromethyl)pyridin-2-yl]-2,7-diazaspiro[4.5]decan-1-one;

2-Cyclohexyl-7-pyridin-2-yl-2,7-diazaspiro[4.5]decan-1-one;

7-[3-Chloro-5-(trifluoromethyl)pyridin-2-yl]-2-cyclohexyl-2,7-diazaspiro[4.5]decan-1-one;

2-Cyclohexyl-7-(piperidin-1-ylcarbonyl)-2,7-diazaspiro[4.5]decan-1-one;

2-Cyclohexyl-7-(pyrrolidin-1-ylcarbonyl)-2,7-diazaspiro[4.5]decan-1-one;

2-Cyclohexyl-7-[(4-phenyl-3,6-dihydropyridin-1(2H)-yl)carbonyl]-2,7-diazaspiro[4.5]decan-1-one;

2-Cyclohexyl-7-[(4-phenylpiperidin-1-yl)carbonyl]-2,7-diazaspiro[4.5]decan-1-one;

2-Cyclohexyl-7-[(4-phenylpiperazin-1-yl)carbonyl]-2,7-diazaspiro[4.5]decan-1-one;

2-Cyclohexyl-7-[[4-(2-fluorophenyl)piperazin-1-yl]carbonyl]-2,7-diazaspiro[4.5]decan-1-one;

2-Cyclohexyl-7-({4-[2-(trifluoromethyl)phenyl]piperazin-1-yl}carbonyl)-2,7-diazaspiro[4.5]decan-1-one;

2-[2-(trans-4-Hydroxycyclohexyl)-1-oxo-2,7-diazaspiro[4.5]dec-7-yl]nicotinonitrile ;

7-(5-Chloropyridin-2-yl)-2-(trans-4-hydroxycyclohexyl)-2,7-diazaspiro[4.5]decan-1-one;

7-(3,5-Dichloropyridin-2-yl)-2-(trans-4-hydroxycyclohexyl)-2,7-diazaspiro[4.5]decan-1-one;

2-(trans-4-Hydroxycyclohexyl)-7-[4-(trifluoromethyl)pyridin-2-yl]-2,7-diazaspiro[4.5]decan-1-one;

2-(trans-4-Hydroxycyclohexyl)-7-[6-methyl-4-(trifluoromethyl)pyridin-2-yl]-2,7-diazaspiro[4.5]decan-1-one;

Methyl 6-[2-(trans-4-hydroxycyclohexyl)-1-oxo-2,7-diazaspiro[4.5]dec-7-yl]nicotinate;

2-(trans-4-Hydroxycyclohexyl)-7-isoquinolin-1-yl-2,7-diazaspiro[4.5]decan-1-one;

2-(trans-4-Hydroxycyclohexyl)-7-quinolin-2-yl-2,7-diazaspiro[4.5]decan-1-one;

N-{3-Fluoro-4-[2-(trans-4-hydroxycyclohexyl)-1-oxo-2,7-diazaspiro[4.5]dec-7-yl]phenyl} acetamide;

(5R)-2-(2-Chlorophenyl)-7-(3,5-dichloropyridin-2-yl)-2,7-diazaspiro[4.5]decan-1-one;

2-(2-Chlorophenyl)-7-[5-(trifluoromethyl)pyridin-2-yl]-2,7-diazaspiro[4.5]decan-1-one;

2-(2-Chlorophenyl)-7-(3-chloropyrazin-2-yl)-2,7-diazaspiro[4.5]decan-1-one;

2-(2-Chlorophenyl)-7-(3-chloropyridin-2-yl)-2,7-diazaspiro[4.5]decan-1-one;

2-[(5R)-2-(2-Chlorophenyl)-1-oxo-2,7-diazaspiro[4.5]dec-7-yl]nicotinonitrile;

(5R)-2-(2-Chlorophenyl)-7-[3-(trifluoromethyl)pyridin-2-yl]-2,7-diazaspiro[4.5]decan-1-one;
6-[(5R)-2-(2-Chlorophenyl)-1-oxo-2,7-diazaspiro[4.5]dec-7-yl]nicotinonitrile;
Methyl {6-[(5R)-2-(2-chlorophenyl)-1-oxo-2,7-diazaspiro[4.5]dec-7-yl]pyridin-3-yl} carbamate;
Ethyl {6-[(5R)-2-(2-chlorophenyl)-1-oxo-2,7-diazaspiro[4.5]dec-7-yl]pyridin-3-yl} carbamate;
Propyl {6-[(5R)-2-(2-chlorophenyl)-1-oxo-2,7-diazaspiro[4.5]dec-7-yl]pyridin-3-yl} carbamate;
6-[2-(2-Chlorophenyl)-1-oxo-2,7-diazaspiro[4.5]dec-7-yl]-N-methylnicotinamide;
6-[2-(2-Chlorophenyl)-1-oxo-2,7-diazaspiro[4.5]dec-7-yl]-N-ethylnicotinamide;
(5R)-2-(Tetrahydro-2H-pyran-4-yl)-7-[5-(trifluoromethyl)pyridin-2-yl]-2,7-diazaspiro[4.5]decan-1-one;
Methyl {6-[(5R)-1-oxo-2-(tetrahydro-2H-pyran-4-yl)-2,7-diazaspiro[4.5]dec-7-yl]pyridin-3-yl} carbamate;
Ethyl {6-[(5R)-1-oxo-2-(tetrahydro-2H-pyran-4-yl)-2,7-diazaspiro[4.5]dec-7-yl]pyridin-3-yl} carbamate;
Propyl {6-[(5R)-1-oxo-2-(tetrahydro-2H-pyran-4-yl)-2,7-diazaspiro[4.5]dec-7-yl]pyridin-3-yl} carbamate;
Isopropyl {6-[(5R)-1-oxo-2-(tetrahydro-2H-pyran-4-yl)-2,7-diazaspiro[4.5]dec-7-yl]pyridin-3-yl} carbamate;
Isobutyl {6-[(5R)-1-oxo-2-(tetrahydro-2H-pyran-4-yl)-2,7-diazaspiro[4.5]dec-7-yl]pyridin-3-yl} carbamate;
(5R)-7-(3-Chloropyrazin-2-yl)-2-(tetrahydro-2H-pyran-4-yl)-2,7-diazaspiro[4.5]decan-1-one;
3-[(5R)-1-Oxo-2-(tetrahydro-2H-pyran-4-yl)-2,7-diazaspiro[4.5]dec-7-yl]pyrazine-2-carbonitrile;
(5R)-7-(3-Chloropyridin-2-yl)-2-(tetrahydro-2H-pyran-4-yl)-2,7-diazaspiro[4.5]decan-1-one;
2-[(5R)-1-Oxo-2-(tetrahydro-2H-pyran-4-yl)-2,7-diazaspiro[4.5]dec-7-yl]nicotinonitrile;
(5R)-2-(Tetrahydro-2H-pyran-4-yl)-7-[3-(trifluoromethyl)pyridin-2-yl]-2,7-diazaspiro[4.5]decan-1-one;
(5R)-7-(3,5-Dichloropyridin-2-yl)-2-(tetrahydro-2H-pyran-4-yl)-2,7-diazaspiro[4.5]decan-1-one;
(5R)-7-(5-Chloropyridin-2-yl)-2-(tetrahydro-2H-pyran-4-yl)-2,7-diazaspiro[4.5]decan-1-one;
Methyl {5-chloro-6-[(5R)-1-oxo-2-(tetrahydro-2H-pyran-4-yl)-2,7-diazaspiro[4.5]dec-7-yl]pyridin-3-yl} carbamate;
Ethyl {5-chloro-6-[(5R)-1-oxo-2-(tetrahydro-2H-pyran-4-yl)-2,7-diazaspiro[4.5]dec-7-yl]pyridin-3-yl} carbamate;

Propyl {5-chloro-6-[(5R)-1-oxo-2-(tetrahydro-2H-pyran-4-yl)-2,7-diazaspiro[4.5]dec-7-yl]pyridin-3-yl} carbamate;

Isopropyl {5-chloro-6-[(5R)-1-oxo-2-(tetrahydro-2H-pyran-4-yl)-2,7-diazaspiro[4.5]dec-7-yl]pyridin-3-yl} carbamate;

Isobutyl {5-chloro-6-[(5R)-1-oxo-2-(tetrahydro-2H-pyran-4-yl)-2,7-diazaspiro[4.5]dec-7-yl]pyridin-3-yl} carbamate;

3-Chloro-4-[(5R)-1-oxo-2-(tetrahydro-2H-pyran-4-yl)-2,7-diazaspiro[4.5]dec-7-yl]benzonitrile;

6-[(5R)-1-Oxo-2-(tetrahydro-2H-pyran-4-yl)-2,7-diazaspiro[4.5]dec-7-yl]nicotinonitrile;

(5R)-7-(3,5-Difluoropyridin-2-yl)-2-(tetrahydro-2H-pyran-4-yl)-2,7-diazaspiro[4.5]decan-1-one;

(5R)-7-Isoquinolin-1-yl-2-(tetrahydro-2H-pyran-4-yl)-2,7-diazaspiro[4.5]decan-1-one;

(5R)-7-quinolin-2-yl-2-(tetrahydro-2H-pyran-4-yl)-2,7-diazaspiro[4.5]decan-1-one;

Methyl {5-methyl-6-[(5R)-1-oxo-2-(tetrahydro-2H-pyran-4-yl)-2,7-diazaspiro[4.5]dec-7-yl]pyridin-3-yl} carbamate;

Ethyl {5-methyl-6-[(5R)-1-oxo-2-(tetrahydro-2H-pyran-4-yl)-2,7-diazaspiro[4.5]dec-7-yl]pyridin-3-yl} carbamate;

Propyl {5-methyl-6-[(5R)-1-oxo-2-(tetrahydro-2H-pyran-4-yl)-2,7-diazaspiro[4.5]dec-7-yl]pyridin-3-yl} carbamate;

Methyl {3-fluoro-4-[(5R)-1-oxo-2-(tetrahydro-2H-pyran-4-yl)-2,7-diazaspiro[4.5]dec-7-yl]phenyl} carbamate;

Ethyl {3-fluoro-4-[(5R)-1-oxo-2-(tetrahydro-2H-pyran-4-yl)-2,7-diazaspiro[4.5]dec-7-yl]phenyl} carbamate;

Propyl {3-fluoro-4-[(5R)-1-oxo-2-(tetrahydro-2H-pyran-4-yl)-2,7-diazaspiro[4.5]dec-7-yl]phenyl} carbamate;

Isopropyl {3-fluoro-4-[(5R)-1-oxo-2-(tetrahydro-2H-pyran-4-yl)-2,7-diazaspiro[4.5]dec-7-yl]phenyl} carbamate;

Isobutyl {3-fluoro-4-[(5R)-1-oxo-2-(tetrahydro-2H-pyran-4-yl)-2,7-diazaspiro[4.5]dec-7-yl]phenyl} carbamate;

Methyl {4-[(5R)-1-oxo-2-(tetrahydro-2H-pyran-4-yl)-2,7-diazaspiro[4.5]dec-7-yl]phenyl} carbamate;

Ethyl {4-[(5R)-1-oxo-2-(tetrahydro-2H-pyran-4-yl)-2,7-diazaspiro[4.5]dec-7-yl]phenyl} carbamate;

Propyl {4-[(5R)-1-oxo-2-(tetrahydro-2H-pyran-4-yl)-2,7-diazaspiro[4.5]dec-7-yl]phenyl} carbamate;

Isopropyl {4-[(5R)-1-oxo-2-(tetrahydro-2H-pyran-4-yl)-2,7-diazaspiro[4.5]dec-7-yl]phenyl} carbamate;

Isobutyl {4-[(5R)-1-oxo-2-(tetrahydro-2H-pyran-4-yl)-2,7-diazaspiro[4.5]dec-7-yl]phenyl} carbamate;

Methyl methyl {4-[(5R)-1-oxo-2-(tetrahydro-2H-pyran-4-yl)-2,7-diazaspiro[4.5]dec-7-yl]phenyl} carbamate;

3-Fluoro-4-[(5R)-1-oxo-2-(tetrahydro-2H-pyran-4-yl)-2,7-diazaspiro[4.5]dec-7-yl]benzonitrile;

2-(1-Methylpiperidin-4-yl)-7-[5-(trifluoromethyl)pyridin-2-yl]-2,7-diazaspiro[4.5]decan-1-one;

Methyl 4-{1-oxo-7-[5-(trifluoromethyl)pyridin-2-yl]-2,7-diazaspiro[4.5]dec-2-yl}piperidine-1-carboxylate;

N,N-Dimethyl-4-{1-oxo-7-[5-(trifluoromethyl)pyridin-2-yl]-2,7-diazaspiro[4.5]dec-2-yl}piperidine-1-carboxamide;

7-(3-Chloropyrazin-2-yl)-2-quinolin-5-yl-2,7-diazaspiro[4.5]decan-1-one;

7-(3-Chloropyridin-2-yl)-2-quinolin-5-yl-2,7-diazaspiro[4.5]decan-1-one;

7-(3,5-Dichloropyridin-2-yl)-2-quinolin-5-yl-2,7-diazaspiro[4.5]decan-1-one;

2-(2-Methylphenyl)-7-[4-(trifluoromethyl)pyrimidin-2-yl]-2,7-diazaspiro[4.5]decan-1-one;

7-(4-Chloropyrimidin-2-yl)-2-(2-methylphenyl)-2,7-diazaspiro[4.5]decan-1-one;

7-(6-Chloro-7H-purin-2-yl)-2-(2-methylphenyl)-2,7-diazaspiro[4.5]decan-1-one;

3-[2-(2-Methylphenyl)-1-oxo-2,7-diazaspiro[4.5]dec-7-yl]pyrazine-2-carbonitrile;

7-(6-Chloropyrazin-2-yl)-2-(2-methylphenyl)-2,7-diazaspiro[4.5]decan-1-one;

7-(3-Chloropyrazin-2-yl)-2-(2-methylphenyl)-2,7-diazaspiro[4.5]decan-1-one;

2-(2-Methylphenyl)-7-[5-(trifluoromethyl)pyridin-2-yl]-2,7-diazaspiro[4.5]decan-1-one;

2-Quinolin-5-yl-7-[5-(trifluoromethyl)pyridin-2-yl]-2,7-diazaspiro[4.5]decan-1-one;

2-Isoquinolin-5-yl-7-[5-(trifluoromethyl)pyridin-2-yl]-2,7-diazaspiro[4.5]decan-1-one;

2-(4-Bromo-2-methylphenyl)-7-[5-(trifluoromethyl)pyridin-2-yl]-2,7-diazaspiro[4.5]decan-1-one;

3-Methyl-4-{1-oxo-7-[5-(trifluoromethyl)pyridin-2-yl]-2,7-diazaspiro[4.5]dec-2-yl}benzonitrile;

N-(3-Methyl-4-{1-oxo-7-[5-(trifluoromethyl)pyridin-2-yl]-2,7-diazaspiro[4.5]dec-2-yl}phenyl)acetamide;

N-(3-Methyl-4-{1-oxo-7-[5-(trifluoromethyl)pyridin-2-yl]-2,7-diazaspiro[4.5]dec-2-yl}phenyl)methanesulfonamide;

2-(3-Methylpyridin-4-yl)-7-[5-(trifluoromethyl)pyridin-2-yl]-2,7-diazaspiro[4.5]decan-1-one;

(5R)-2-(4-Methylpyridin-3-yl)-7-[5-(trifluoromethyl)pyridin-2-yl]-2,7-diazaspiro[4.5]decan-1-one;

7-(3-Chloropyrazin-2-yl)-2-(1-methylpiperidin-4-yl)-2,7-diazaspiro[4.5]decan-1-one;

Methyl [4-[(5R)-2-cyclohexyl-1-oxo-2,7-diazaspiro[4.5]dec-7-yl]-3-(trifluoromethyl)phenyl]carbamate;

Ethyl [4-[(5R)-2-cyclohexyl-1-oxo-2,7-diazaspiro[4.5]dec-7-yl]-3-(trifluoromethyl)phenyl]carbamate;

Prop-2-yn-1-yl [4-[(5R)-2-cyclohexyl-1-oxo-2,7-diazaspiro[4.5]dec-7-yl]-3-(trifluoromethyl)phenyl]carbamate;

N-[4-[(5R)-2-Cyclohexyl-1-oxo-2,7-diazaspiro[4.5]dec-7-yl]-3-(trifluoromethyl)phenyl]acetamide;

N-[4-[(5R)-2-Cyclohexyl-1-oxo-2,7-diazaspiro[4.5]dec-7-yl]-3-(trifluoromethyl)phenyl]methanesulfonamide;

Methyl methyl[4-[(5R)-2-cyclohexyl-1-oxo-2,7-diazaspiro[4.5]dec-7-yl]-3-(trifluoromethyl)phenyl]carbamate;

Prop-2-yn-1-yl {5-chloro-6-[(5R)-2-(trans-4-hydroxycyclohexyl)-1-oxo-2,7-diazaspiro[4.5]dec-7-yl]pyridin-3-yl} carbamate;

Methyl {5-chloro-6-[(5R)-2-(trans-4-hydroxycyclohexyl)-1-oxo-2,7-diazaspiro[4.5]dec-7-yl]pyridin-3-yl} carbamate;

Ethyl {5-chloro-6-[(5R)-2-(trans-4-hydroxycyclohexyl)-1-oxo-2,7-diazaspiro[4.5]dec-7-yl]pyridin-3-yl} carbamate;

N-{5-Chloro-6-[(5R)-2-(trans-4-hydroxycyclohexyl)-1-oxo-2,7-diazaspiro[4.5]dec-7-yl]pyridin-3-yl} acetamide;

N-{5-Chloro-6-[(5R)-2-(trans-4-hydroxycyclohexyl)-1-oxo-2,7-diazaspiro[4.5]dec-7-yl]pyridin-3-yl} methanesulfonamide;

4-{1-Oxo-7-[5-(trifluoromethyl)pyridin-2-yl]-2,7-diazaspiro[4.5]dec-2-yl} cyclohexanecarbonitrile;

4-{1-Oxo-7-[4-(trifluoromethyl)phenyl]-2,7-diazaspiro[4.5]dec-2-yl} cyclohexanecarbonitrile;

4-{7-[3-Chloro-5-(trifluoromethyl)pyridin-2-yl]-1-oxo-2,7-diazaspiro[4.5]dec-2-yl} cyclohexanecarbonitrile;

4-[7-(3,5-Dichloropyridin-2-yl)-1-oxo-2,7-diazaspiro[4.5]dec-2-yl] cyclohexanecarbonitrile;

4-[7-(6-Fluoropyridin-2-yl)-1-oxo-2,7-diazaspiro[4.5]dec-2-yl] cyclohexanecarbonitrile;

(5R)-7-(2-Fluoro-4-methylphenyl)-2-(trans-4-hydroxycyclohexyl)-2,7-diazaspiro[4.5]decan-1-one;

(5R)-2-(trans-4-Hydroxycyclohexyl)-7-(4-methoxyphenyl)-2,7-diazaspiro[4.5]decan-1-one;

{4-[(5R)-2-(trans-4-Hydroxycyclohexyl)-1-oxo-2,7-diazaspiro[4.5]dec-7-yl]phenyl} acetonitrile;

(5R)-2-(trans-4-Hydroxycyclohexyl)-7-[3-(trifluoromethoxy)phenyl]-2,7-diazaspiro[4.5]decan-1-one;

(5R)-2-(trans-4-Hydroxycyclohexyl)-7-[3-(trifluoromethyl)phenyl]-2,7-diazaspiro[4.5]decan-1-one;

(5R)-2-(trans-4-Hydroxycyclohexyl)-7-[2-(trifluoromethoxy)phenyl]-2,7-diazaspiro[4.5]decan-1-one;

(5R)-7-(4-Chloro-2-methylphenyl)-2-(trans-4-hydroxycyclohexyl)-2,7-diazaspiro[4.5]decan-1-one;

(5R)-7-(3-Chloro-2-methylphenyl)-2-(trans-4-hydroxycyclohexyl)-2,7-diazaspiro[4.5]decan-1-one;

(5R)-7-(2-Chloro-4-methylphenyl)-2-(trans-4-hydroxycyclohexyl)-2,7-diazaspiro[4.5]decan-1-one;

2-Fluoro-6-[(5R)-2-(trans-4-hydroxycyclohexyl)-1-oxo-2,7-diazaspiro[4.5]dec-7-yl]benzonitrile;

(5R)-7-(2,5-Dichlorophenyl)-2-(trans-4-hydroxycyclohexyl)-2,7-diazaspiro[4.5]decan-1-one;

(5R)-7-(2,3-Dichlorophenyl)-2-(trans-4-hydroxycyclohexyl)-2,7-diazaspiro[4.5]decan-1-one;

(5R)-7-(3,5-Difluorophenyl)-2-(trans-4-hydroxycyclohexyl)-2,7-diazaspiro[4.5]decan-1-one;

(5R)-7-(4-Chloro-2-methylphenyl)-2-(trans-4-hydroxycyclohexyl)-2,7-diazaspiro[4.5]decan-1-one;

(5R)-7-(3-Chloro-2-methylphenyl)-2-(trans-4-hydroxycyclohexyl)-2,7-diazaspiro[4.5]decan-1-one;

(5R)-7-(2,6-Dichlorophenyl)-2-(trans-4-hydroxycyclohexyl)-2,7-diazaspiro[4.5]decan-1-one;

3-[(5R)-2-(trans-4-Hydroxycyclohexyl)-1-oxo-2,7-diazaspiro[4.5]dec-7-yl]benzonitrile;

(5R)-7-(2-Fluorophenyl)-2-(trans-4-hydroxycyclohexyl)-2,7-diazaspiro[4.5]decan-1-one;

(5R)-7-(2-Chlorophenyl)-2-(trans-4-hydroxycyclohexyl)-2,7-diazaspiro[4.5]decan-1-one;

(5R)-7-(4-Chloro-2-fluorophenyl)-2-(trans-4-hydroxycyclohexyl)-2,7-diazaspiro[4.5]decan-1-one;

(5R)-7-(2,4-Difluorophenyl)-2-(trans-4-hydroxycyclohexyl)-2,7-diazaspiro[4.5]decan-1-one;

(5R)-7-(3-Chloro-2-fluorophenyl)-2-(trans-4-hydroxycyclohexyl)-2,7-diazaspiro[4.5]decan-1-one;

(trans-4-{1-Oxo-7-[5-(trifluoromethyl)pyridin-2-yl]-2,7-diazaspiro[4.5]dec-2-yl}cyclohexyl)acetonitrile;

(trans-4-{1-Oxo-7-[4-(trifluoromethyl)phenyl]-2,7-diazaspiro[4.5]dec-2-yl}cyclohexyl)acetonitrile;

(trans-4-{7-[3-Chloro-5-(trifluoromethyl)pyridin-2-yl]-1-oxo-2,7-diazaspiro[4.5]dec-2-yl}cyclohexyl)acetonitrile;

{trans-4-[7-(3,5-Dichloropyridin-2-yl)-1-oxo-2,7-diazaspiro[4.5]dec-2-yl]cyclohexyl}acetonitrile;

{trans-4-[7-(6-Fluoropyridin-2-yl)-1-oxo-2,7-diazaspiro[4.5]dec-2-yl]cyclohexyl}acetonitrile;

(5R)-2-(trans-4-Hydroxycyclohexyl)-7-(3,5,6-trifluoropyridin-2-yl)-2,7-diazaspiro[4.5]decan-1-one;

(5R)-7-(4,6-Dimethoxypyrimidin-2-yl)-2-(trans-4-hydroxycyclohexyl)-2,7-diazaspiro[4.5]decan-1-one;

(5R)-7-[4-Fluoro-5-(trifluoromethyl)pyrimidin-2-yl]-2-(trans-4-hydroxycyclohexyl)-2,7-diazaspiro[4.5]decan-1-one;

(5R)-7-(2,5-Difluorophenyl)-2-(trans-4-hydroxycyclohexyl)-2,7-diazaspiro[4.5]decan-1-one;

(5R)-7-[2-(Difluoromethoxy)phenyl]-2-(trans-4-hydroxycyclohexyl)-2,7-diazaspiro[4.5]decan-1-one;

(5R)-7-(4-Fluoropyrimidin-2-yl)-2-(trans-4-hydroxycyclohexyl)-2,7-diazaspiro[4.5]decan-1-one;

(5R)-7-[4-Chloro-5-(trifluoromethyl)pyrimidin-2-yl]-2-(trans-4-hydroxycyclohexyl)-2,7-diazaspiro[4.5]decan-1-one;

(5R)-2-(trans-4-Hydroxycyclohexyl)-7-quinazolin-4-yl-2,7-diazaspiro[4.5]decan-1-one;

(5R)-2-(trans-4-Hydroxycyclohexyl)-7-(6-methoxypyridin-3-yl)-2,7-diazaspiro[4.5]decan-1-one;

(5R)-2-(trans-4-Hydroxycyclohexyl)-7-[6-(methylamino)-9H-purin-2-yl]-2,7-diazaspiro[4.5]decan-1-one;

tert-Butyl (trans-4-{1-oxo-7-[5-(trifluoromethyl)pyridin-2-yl]-2,7-diazaspiro[4.5]dec-2-yl}cyclohexyl)carbamate;

7-{[4-(2-Chlorophenyl)piperazin-1-yl]carbonyl}-2-(trans-4-hydroxycyclohexyl)-2,7-diazaspiro[4.5]decan-1-one;

2-(trans-4-Hydroxycyclohexyl)-7-({4-[2-(trifluoromethyl)quinolin-4-yl]piperazin-1-yl}carbonyl)-2,7-diazaspiro[4.5]decan-1-one;

2-(trans-4-Hydroxycyclohexyl)-7-({4-[3-(trifluoromethyl)pyridin-2-yl]piperazin-1-yl}carbonyl)-2,7-diazaspiro[4.5]decan-1-one;

2-(trans-4-Hydroxycyclohexyl)-7-({4-(2-methylphenyl)piperazin-1-yl}carbonyl)-2,7-diazaspiro[4.5]decan-1-one;

7-{[4-(3,4-Dichlorophenyl)piperazin-1-yl]carbonyl}-2-(trans-4-hydroxycyclohexyl)-2,7-diazaspiro[4.5]decan-1-one;

2-(trans-4-Hydroxycyclohexyl)-7-({4-[3-(trifluoromethyl)phenyl]piperazin-1-yl}carbonyl)-2,7-diazaspiro[4.5]decan-1-one;

7-[(4-Biphenyl-4-yl)piperazin-1-yl]carbonyl)-2-(trans-4-hydroxycyclohexyl)-2,7-diazaspiro[4.5]decan-1-one;

2-(trans-4-Hydroxycyclohexyl)-7-({4-[5-(trifluoromethyl)pyridin-2-yl]piperazin-1-yl}carbonyl)-2,7-diazaspiro[4.5]decan-1-one;

2-(trans-4-Hydroxycyclohexyl)-7-{[4-(2-methoxyphenyl)piperazin-1-yl]carbonyl}-2,7-diazaspiro[4.5]decan-1-one;

2-(trans-4-Hydroxycyclohexyl)-7-{(4-pyridin-2-yl)piperazin-1-yl}carbonyl}-2,7-diazaspiro[4.5]decan-1-one;

7-{[4-(4-Chlorophenyl)piperazin-1-yl]carbonyl}-2-(trans-4-hydroxycyclohexyl)-2,7-diazaspiro[4.5]decan-1-one;

7-{[4-(2-Ethoxyphenyl)piperazin-1-yl]carbonyl}-2-(trans-4-hydroxycyclohexyl)-2,7-diazaspiro[4.5]decan-1-one;

2-(trans-4-Hydroxycyclohexyl)-7-{[4-(3-methoxyphenyl)piperazin-1-yl]carbonyl}-2,7-diazaspiro[4.5]decan-1-one;

2-(trans-4-Hydroxycyclohexyl)-7-{[4-(3-methylphenyl)piperazin-1-yl]carbonyl}-2,7-diazaspiro[4.5]decan-1-one;

7-{[4-(3-Chlorophenyl)piperazin-1-yl]carbonyl}-2-(trans-4-hydroxycyclohexyl)-2,7-diazaspiro[4.5]decan-1-one;

2-(trans-4-Hydroxycyclohexyl)-7-{[4-(4-methoxyphenyl)piperazin-1-yl]carbonyl}-2,7-diazaspiro[4.5]decan-1-one;

4-(4-{[2-(trans-4-Hydroxycyclohexyl)-1-oxo-2,7-diazaspiro[4.5]dec-7-yl]carbonyl}piperazin-1-yl)benzonitrile;

7-{[4-(3,5-Dichloropyridin-4-yl)piperazin-1-yl]carbonyl}-2-(trans-4-hydroxycyclohexyl)-2,7-diazaspiro[4.5]decan-1-one;

(5R)-2-(trans-4-Hydroxycyclohexyl)-7-(1,3-thiazol-2-yl)-2,7-diazaspiro[4.5]decan-1-one;

2-(trans-4-Hydroxycyclohexyl)-7-{[4-{4-(trifluoromethyl)phenyl}piperazin-1-yl]carbonyl}-2,7-diazaspiro[4.5]decan-1-one;

7-(3,5-Dichloropyridin-2-yl)-2-(4-hydroxy-1-adamantyl)-2,7-diazaspiro[4.5]decan-1-one;

Propyl {3-fluoro-4-[2-(4-hydroxy-1-adamantyl)-1-oxo-2,7-diazaspiro[4.5]dec-7-yl]phenyl} carbamate;

2-(4-Hydroxy-1-adamantyl)-7-[3-(trifluoromethyl)pyridin-2-yl]-2,7-diazaspiro[4.5]decan-1-one;

Ethyl {3-fluoro-4-[2-(4-hydroxy-1-adamantyl)-1-oxo-2,7-diazaspiro[4.5]dec-7-yl]phenyl} carbamate;

7-(3,5-Difluoropyridin-2-yl)-2-(4-hydroxy-1-adamantyl)-2,7-diazaspiro[4.5]decan-1-one;

3-Fluoro-4-[2-(4-hydroxy-1-adamantyl)-1-oxo-2,7-diazaspiro[4.5]dec-7-yl]benzonitrile;

2-[2-(4-Hydroxy-1-adamantyl)-1-oxo-2,7-diazaspiro[4.5]dec-7-yl]nicotinonitrile;

4-[2-(4-Hydroxy-1-adamantyl)-1-oxo-2,7-diazaspiro[4.5]dec-7-yl]benzonitrile;

N-{3-Fluoro-4-[2-(4-hydroxy-1-adamantyl)-1-oxo-2,7-diazaspiro[4.5]dec-7-yl]phenyl} cyclopropanecarboxamide;

2-(4-Hydroxy-1-adamantyl)-7-[5-(trifluoromethyl)pyridin-2-yl]-2,7-diazaspiro[4.5]decan-1-one;

7-(5-Ethylpyrimidin-2-yl)-2-(4-hydroxy-1-adamantyl)-2,7-diazaspiro[4.5]decan-1-one;

7-(3-Fluoropyridin-2-yl)-2-(4-hydroxy-1-adamantyl)-2,7-diazaspiro[4.5]decan-1-one;

N-{3-Fluoro-4-[2-(4-hydroxy-1-adamantyl)-1-oxo-2,7-diazaspiro[4.5]dec-7-yl]phenyl}acetamide;

N-{3-Fluoro-4-[2-(4-hydroxy-1-adamantyl)-1-oxo-2,7-diazaspiro[4.5]dec-7-yl]phenyl}propanamide;

N-{3-Fluoro-4-[2-(4-hydroxy-1-adamantyl)-1-oxo-2,7-diazaspiro[4.5]dec-7-yl]phenyl}methanesulfonamide;

(5R)-7-(2,3-Difluorophenyl)-2-(4-hydroxycyclohexyl)-2,7-diazaspiro[4.5]decan-1-one;

(5R)-7-(3-Fluorophenyl)-2-(4-hydroxycyclohexyl)-2,7-diazaspiro[4.5]decan-1-one;

5R)-7-(2-Chloro-3-fluorophenyl)-2-(4-hydroxycyclohexyl)-2,7-diazaspiro[4.5]decan-1-one;

(5R)-7-(4-Fluorophenyl)-2-(4-hydroxycyclohexyl)-2,7-diazaspiro[4.5]decan-1-one;

(5R)-7-[3-Chloro-5-(2-oxo-1,3-oxazinan-3-yl)pyridin-2-yl]-2-(4-hydroxycyclohexyl)-2,7-diazaspiro[4.5]decan-1-one;

(5R)-7-(3,4'-Bipyridin-6-yl)-2-(trans-4-hydroxycyclohexyl)-2,7-diazaspiro[4.5]decan-1-one;

(5R)-2-(trans-4-Hydroxycyclohexyl)-7-(6'-methoxy-3,3'-bipyridin-6-yl)-2,7-diazaspiro[4.5]decan-1-one;

4-{6-[(5R)-2-(trans-4-Hydroxycyclohexyl)-1-oxo-2,7-diazaspiro[4.5]dec-7-yl]pyridin-3-yl}-N,N-dimethylbenzamide;

4-{6-[(5R)-2-(trans-4-Hydroxycyclohexyl)-1-oxo-2,7-diazaspiro[4.5]dec-7-yl]pyridin-3-yl}benzamide;

N-Cyclopropyl-4-{6-[(5R)-2-(trans-4-hydroxycyclohexyl)-1-oxo-2,7-diazaspiro[4.5]dec-7-yl]pyridin-3-yl}benzamide;

N-(4-{6-[(5R)-2-(trans-4-Hydroxycyclohexyl)-1-oxo-2,7-diazaspiro[4.5]dec-7-yl]pyridin-3-yl}phenyl)acetamide;

5R)-2-(trans-4-Hydroxycyclohexyl)-7-[5-(4-methoxyphenyl)pyridin-2-yl]-2,7-diazaspiro[4.5]decan-1-one;

(5R)-7-[5-(4-Fluorophenyl)pyridin-2-yl]-2-(trans-4-hydroxycyclohexyl)-2,7-diazaspiro[4.5]decan-1-one;

(5R)-7-(3,3'-Bipyridin-6-yl)-2-(trans-4-hydroxycyclohexyl)-2,7-diazaspiro[4.5]decan-1-one;

(5R)-7-(6'-Fluoro-3,3'-bipyridin-6-yl)-2-(trans-4-hydroxycyclohexyl)-2,7-diazaspiro[4.5]decan-1-one;

(5R)-2-(trans-4-Hydroxycyclohexyl)-7-(5-pyrimidin-5-ylpyridin-2-yl)-2,7-diazaspiro[4.5]decan-1-one;

3-{6-[(5R)-2-(trans-4-Hydroxycyclohexyl)-1-oxo-2,7-diazaspiro[4.5]dec-7-yl]pyridin-3-yl}benzamide;

N-(3-{6-[(5R)-2-(trans-4-Hydroxycyclohexyl)-1-oxo-2,7-diazaspiro[4.5]dec-7-yl]pyridin-3-yl}phenyl)acetamide;

(5R)-7-[5-(3,5-Dimethylisoxazol-4-yl)pyridin-2-yl]-2-(trans-4-hydroxycyclohexyl)-2,7-diazaspiro[4.5]decan-1-one;

(5R)-2-(trans-4-Hydroxycyclohexyl)-7-[5-(1-methyl-1H-pyrazol-4-yl)pyridin-2-yl]-2,7-diazaspiro[4.5]decan-1-one;

4-{2-[(5R)-2-(trans-4-Hydroxycyclohexyl)-1-oxo-2,7-diazaspiro[4.5]dec-7-yl]pyrimidin-5-yl}-N,N-dimethylbenzamide;

5R)-2-(trans-4-Methoxycyclohexyl)-7-[3-(trifluoromethyl)pyridin-2-yl]-2,7-diazaspiro[4.5]decan-1-one;

N-Cyclopropyl-4-{2-[(5R)-2-(trans-4-hydroxycyclohexyl)-1-oxo-2,7-diazaspiro[4.5]dec-7-yl]pyrimidin-5-yl}benzamide;

(5R)-7-(5-Chloro-3,3'-bipyridin-6-yl)-2-(trans-4-hydroxycyclohexyl)-2,7-diazaspiro[4.5]decan-1-one;

(5R)-7-(5-Bromopyrimidin-2-yl)-2-(trans-4-hydroxycyclohexyl)-2,7-diazaspiro[4.5]decan-1-one;

(5R)-7-[3-Chloro-5-(1-methyl-1H-pyrazol-4-yl)pyridin-2-yl]-2-(trans-4-hydroxycyclohexyl)-2,7-diazaspiro[4.5]decan-1-one;

4-{2-[(5R)-2-(trans-4-Hydroxycyclohexyl)-1-oxo-2,7-diazaspiro[4.5]dec-7-yl]pyrimidin-5-yl}benzamide;

(5R)-7-(3,5-Difluoropyridin-2-yl)-2-(trans-4-methoxycyclohexyl)-2,7-diazaspiro[4.5]decan-1-one;

(5R)-7-(5-Chloro-3,4'-bipyridin-6-yl)-2-(trans-4-hydroxycyclohexyl)-2,7-diazaspiro[4.5]decan-1-one;

(5R)-7-(5-Ethylpyrimidin-2-yl)-2-(trans-4-methoxycyclohexyl)-2,7-diazaspiro[4.5]decan-1-one;

tert-Butyl 5-chloro-6-[(5R)-2-(trans-4-hydroxycyclohexyl)-1-oxo-2,7-diazaspiro[4.5]dec-7-yl]-3',6'-dihydro-3,4'-bipyridine-1'(2'H)-carboxylate;

(5R)-7-(5-Fluoropyrimidin-2-yl)-2-(trans-4-hydroxycyclohexyl)-2,7-diazaspiro[4.5]decan-1-one;

(5R)-2-(trans-4-Hydroxycyclohexyl)-7-[4-(2-oxo-1,3-oxazolidin-3-yl)phenyl]-2,7-diazaspiro[4.5]decan-1-one;

(5R)-7-[2-Fluoro-4-(2-oxo-1,3-oxazolidin-3-yl)phenyl]-2-(trans-4-hydroxycyclohexyl)-2,7-diazaspiro[4.5]decan-1-one;

(5R)-7-[2-Fluoro-4-(2-oxopyrrolidin-1-yl)phenyl]-2-(trans-4-hydroxycyclohexyl)-2,7-diazaspiro[4.5]decan-1-one;

(5R)-7-[3-Chloro-5-(2-oxopyrrolidin-1-yl)pyridin-2-yl]-2-(trans-4-hydroxycyclohexyl)-2,7-diazaspiro[4.5]decan-1-one;

(5R)-2-(trans-4-Hydroxycyclohexyl)-7-[4-(2-oxopyrrolidin-1-yl)phenyl]-2,7-diazaspiro[4.5]decan-1-one;

(5R)-7-[3-Chloro-5-(2-oxo-1,3-oxazolidin-3-yl)pyridin-2-yl]-2-(trans-4-hydroxycyclohexyl)-2,7-diazaspiro[4.5]decan-1-one;

(5R)-7-(2-Fluoro-4-pyrrolidin-1-ylphenyl)-2-(trans-4-hydroxycyclohexyl)-2,7-diazaspiro[4.5]decan-1-one;

(5R)-7-(3-Chloro-5-pyrrolidin-1-ylpyridin-2-yl)-2-(trans-4-hydroxycyclohexyl)-2,7-diazaspiro[4.5]decan-1-one;

(5R)-2-(trans-4-Hydroxycyclohexyl)-7-(5-pyrrolidin-1-ylpyridin-2-yl)-2,7-diazaspiro[4.5]decan-1-one;

(5R)-7-[2-Fluoro-4-(2-oxo-piperidin-1-yl)-phenyl]-2-(trans-4-hydroxy-cyclohexyl)-2,7-diazaspiro[4.5]decan-1-one;

(5R)-7-[2-Fluoro-4-(2-oxo-1,3-oxazinan-3-yl)phenyl]-2-(trans-4-hydroxycyclohexyl)-2,7-diazaspiro[4.5]decan-1-one;

(5R)-2-(trans-4-hydroxycyclohexyl)-7-[4-(2-oxopiperidin-1-yl)phenyl]-2,7-diazaspiro[4.5]decan-1-one;

(5R)-7-(1,3-Benzothiazol-2-yl)-2-(trans-4-hydroxycyclohexyl)-2,7-diazaspiro[4.5]decan-1-one;

2-[(5R)-2-(trans-4-Methoxycyclohexyl)-1-oxo-2,7-diazaspiro[4.5]dec-7-yl]nicotinonitrile;

(5R)-2-(trans-4-Methoxycyclohexyl)-7-[5-(trifluoromethyl)pyridin-2-yl]-2,7-diazaspiro[4.5]decan-1-one;

(5R)-7-(5-Fluoropyrimidin-2-yl)-2-(trans-4-methoxycyclohexyl)-2,7-diazaspiro[4.5]decan-1-one;

(5R)-7-{3-Chloro-5-[4-(trifluoromethoxy)phenyl]pyridin-2-yl}-2-(trans-4-hydroxycyclohexyl)-2,7-diazaspiro[4.5]decan-1-one;

(5R)-7-(2-Chloro-9H-purin-6-yl)-2-(trans-4-hydroxycyclohexyl)-2,7-diazaspiro[4.5]decan-1-one;

(5R)-7-(4-Amino-5-fluoropyrimidin-2-yl)-2-(trans-4-hydroxycyclohexyl)-2,7-diazaspiro[4.5]decan-1-one;

N-{3-Fluoro-4-[(5R)-2-(trans-4-hydroxycyclohexyl)-1-oxo-2,7-diazaspiro[4.5]dec-7-yl]phenyl}cyclopropanecarboxamide;

N-{3-Fluoro-4-[(5R)-2-(trans-4-hydroxycyclohexyl)-1-oxo-2,7-diazaspiro[4.5]dec-7-yl]phenyl}cyclobutanecarboxamide;

N-{3-Fluoro-4-[(5R)-2-(trans-4-hydroxycyclohexyl)-1-oxo-2,7-diazaspiro[4.5]dec-7-yl]phenyl}cyclopentanecarboxamide;

N-{3-Fluoro-4-[(5R)-2-(trans-4-hydroxycyclohexyl)-1-oxo-2,7-diazaspiro[4.5]dec-7-yl]phenyl}cyclohexanecarboxamide;

Ethyl {3-fluoro-4-[(5R)-2-(trans-4-hydroxycyclohexyl)-1-oxo-2,7-diazaspiro[4.5]dec-7-yl]phenyl}carbamate;

Propyl {3-fluoro-4-[(5R)-2-(trans-4-hydroxycyclohexyl)-1-oxo-2,7-diazaspiro[4.5]dec-7-yl]phenyl}carbamate;

Isobutyl {3-fluoro-4-[(5R)-2-(trans-4-hydroxycyclohexyl)-1-oxo-2,7-diazaspiro[4.5]dec-7-yl]phenyl}carbamate;

N-{3-Fluoro-4-[(5R)-2-(trans-4-hydroxycyclohexyl)-1-oxo-2,7-diazaspiro[4.5]dec-7-yl]phenyl}propanamide;

N-{3-Fluoro-4-[(5R)-2-(trans-4-hydroxycyclohexyl)-1-oxo-2,7-diazaspiro[4.5]dec-7-yl]phenyl}-2-methylpropanamide;

N-{3-Fluoro-4-[(5R)-2-(trans-4-hydroxycyclohexyl)-1-oxo-2,7-diazaspiro[4.5]dec-7-yl]phenyl}methanesulfonamide;

N-{3-Fluoro-4-[(5R)-2-(trans-4-hydroxycyclohexyl)-1-oxo-2,7-diazaspiro[4.5]dec-7-yl]phenyl}ethanesulfonamide;

(5R)-2-(trans-4-Hydroxycyclohexyl)-7-[3-(trifluoromethyl)pyridin-2-yl]-2,7-diazaspiro[4.5]decan-1-one;

Ethyl [4-[(5R)-2-(trans-4-hydroxycyclohexyl)-1-oxo-2,7-diazaspiro[4.5]dec-7-yl]-3-(trifluoromethyl)phenyl]carbamate;

Methyl [4-[(5R)-2-(trans-4-hydroxycyclohexyl)-1-oxo-2,7-diazaspiro[4.5]dec-7-yl]-3-(trifluoromethyl)phenyl]carbamate;

Propyl [4-[(5R)-2-(trans-4-hydroxycyclohexyl)-1-oxo-2,7-diazaspiro[4.5]dec-7-yl]-3-(trifluoromethyl)phenyl]carbamate;

Isobutyl [4-[(5R)-2-(trans-4-hydroxycyclohexyl)-1-oxo-2,7-diazaspiro[4.5]dec-7-yl]-3-(trifluoromethyl)phenyl]carbamate;

Isopropyl [4-[(5R)-2-(trans-4-hydroxycyclohexyl)-1-oxo-2,7-diazaspiro[4.5]dec-7-yl]-3-(trifluoromethyl)phenyl]carbamate;

N-[4-[(5R)-2-(trans-4-Hydroxycyclohexyl)-1-oxo-2,7-diazaspiro[4.5]dec-7-yl]-3-(trifluoromethyl)phenyl]cyclopropanecarboxamide;

N-[4-[(5R)-2-(trans-4-Hydroxycyclohexyl)-1-oxo-2,7-diazaspiro[4.5]dec-7-yl]-3-(trifluoromethyl)phenyl]cyclobutanecarboxamide;

N-[4-[(5R)-2-(trans-4-Hydroxycyclohexyl)-1-oxo-2,7-diazaspiro[4.5]dec-7-yl]-3-(trifluoromethyl)phenyl]cyclopentanecarboxamide;

N-[4-[(5R)-2-(trans-4-Hydroxycyclohexyl)-1-oxo-2,7-diazaspiro[4.5]dec-7-yl]-3-(trifluoromethyl)phenyl]methanesulfonamide;

N-[4-[(5R)-2-(trans-4-Hydroxycyclohexyl)-1-oxo-2,7-diazaspiro[4.5]dec-7-yl]-3-(trifluoromethyl)phenyl]acetamide;

N-[4-[(5R)-2-(trans-4-Hydroxycyclohexyl)-1-oxo-2,7-diazaspiro[4.5]dec-7-yl]-3-(trifluoromethyl)phenyl]propanamide;

N-[4-[(5R)-2-(trans-4-Hydroxycyclohexyl)-1-oxo-2,7-diazaspiro[4.5]dec-7-yl]-3-(trifluoromethyl)phenyl]-2-methylpropanamide;

(5R)-7-[2-Fluoro-4-(pyridin-2-yloxy)phenyl]-2-(trans-4-hydroxycyclohexyl)-2,7-diazaspiro[4.5]decan-1-one;

Methyl {6-[(5R)-2-(trans-4-hydroxycyclohexyl)-1-oxo-2,7-diazaspiro[4.5]dec-7-yl]pyridin-3-yl} carbamate;

Ethyl {6-[(5R)-2-(trans-4-hydroxycyclohexyl)-1-oxo-2,7-diazaspiro[4.5]dec-7-yl]pyridin-3-yl} carbamate;

Propyl {6-[(5R)-2-(trans-4-hydroxycyclohexyl)-1-oxo-2,7-diazaspiro[4.5]dec-7-yl]pyridin-3-yl} carbamate;

Isobutyl {6-[(5R)-2-(trans-4-hydroxycyclohexyl)-1-oxo-2,7-diazaspiro[4.5]dec-7-yl]pyridin-3-yl} carbamate;

Isopropyl {6-[(5R)-2-(trans-4-hydroxycyclohexyl)-1-oxo-2,7-diazaspiro[4.5]dec-7-yl]pyridin-3-yl} carbamate;

N-{6-[(5R)-2-(trans-4-Hydroxycyclohexyl)-1-oxo-2,7-diazaspiro[4.5]dec-7-yl]pyridin-3-yl} cyclopropanecarboxamide;

N-{6-[(5R)-2-(trans-4-Hydroxycyclohexyl)-1-oxo-2,7-diazaspiro[4.5]dec-7-yl]pyridin-3-yl} cyclobutanecarboxamide;

N-{6-[(5R)-2-(trans-4-Hydroxycyclohexyl)-1-oxo-2,7-diazaspiro[4.5]dec-7-yl]pyridin-3-yl} cyclopentanecarboxamide;

N-{6-[(5R)-2-(trans-4-Hydroxycyclohexyl)-1-oxo-2,7-diazaspiro[4.5]dec-7-yl]pyridin-3-yl} acetamide;

N-{6-[(5R)-2-(trans-4-Hydroxycyclohexyl)-1-oxo-2,7-diazaspiro[4.5]dec-7-yl]pyridin-3-yl} propanamide;

N-{6-[(5R)-2-(trans-4-Hydroxycyclohexyl)-1-oxo-2,7-diazaspiro[4.5]dec-7-yl]pyridin-3-yl}-2-methylpropanamide;

N-{6-[(5R)-2-(trans-4-Hydroxycyclohexyl)-1-oxo-2,7-diazaspiro[4.5]dec-7-yl]pyridin-3-yl} cyclohexanecarboxamide;

Methyl {6-[(5R)-2-(trans-4-hydroxycyclohexyl)-1-oxo-2,7-diazaspiro[4.5]dec-7-yl]-5-methylpyridin-3-yl} carbamate;

Ethyl {6-[(5R)-2-(trans-4-hydroxycyclohexyl)-1-oxo-2,7-diazaspiro[4.5]dec-7-yl]-5-methylpyridin-3-yl} carbamate;

Propyl {6-[(5R)-2-(trans-4-hydroxycyclohexyl)-1-oxo-2,7-diazaspiro[4.5]dec-7-yl]-5-methylpyridin-3-yl} carbamate;

Methyl {3-cyano-4-[(5R)-2-(trans-4-hydroxycyclohexyl)-1-oxo-2,7-diazaspiro[4.5]dec-7-yl]phenyl} carbamate;

Ethyl {3-cyano-4-[(5R)-2-(trans-4-hydroxycyclohexyl)-1-oxo-2,7-diazaspiro[4.5]dec-7-yl]phenyl} carbamate;

Propyl {3-cyano-4-[(5R)-2-(trans-4-hydroxycyclohexyl)-1-oxo-2,7-diazaspiro[4.5]dec-7-yl]phenyl} carbamate;

Isobutyl {3-cyano-4-[(5R)-2-(trans-4-hydroxycyclohexyl)-1-oxo-2,7-diazaspiro[4.5]dec-7-yl]phenyl} carbamate;

Isopropyl {3-cyano-4-[(5R)-2-(trans-4-hydroxycyclohexyl)-1-oxo-2,7-diazaspiro[4.5]dec-7-yl]phenyl} carbamate;

N-{3-Cyano-4-[(5R)-2-(trans-4-hydroxycyclohexyl)-1-oxo-2,7-diazaspiro[4.5]dec-7-yl]phenyl} cyclopropanecarboxamide;

N-{3-Cyano-4-[(5R)-2-(trans-4-hydroxycyclohexyl)-1-oxo-2,7-diazaspiro[4.5]dec-7-yl]phenyl} cyclobutanecarboxamide;

N-{3-Cyano-4-[(5R)-2-(trans-4-hydroxycyclohexyl)-1-oxo-2,7-diazaspiro[4.5]dec-7-yl]phenyl} cyclopentanecarboxamide;

N-{3-Cyano-4-[(5R)-2-(trans-4-hydroxycyclohexyl)-1-oxo-2,7-diazaspiro[4.5]dec-7-yl]phenyl} acetamide;

N-{3-Cyano-4-[(5R)-2-(trans-4-hydroxycyclohexyl)-1-oxo-2,7-diazaspiro[4.5]dec-7-yl]phenyl} propanamide;

N-{3-Cyano-4-[(5R)-2-(trans-4-hydroxycyclohexyl)-1-oxo-2,7-diazaspiro[4.5]dec-7-yl]phenyl}-2-methylpropanamide;

N-{3-Cyano-4-[(5R)-2-(trans-4-hydroxycyclohexyl)-1-oxo-2,7-diazaspiro[4.5]dec-7-yl]phenyl} cyclohexanecarboxamide;

Methyl {4-[(5R)-2-(trans-4-hydroxycyclohexyl)-1-oxo-2,7-diazaspiro[4.5]dec-7-yl]-3-methylphenyl} carbamate;

Ethyl {4-[(5R)-2-(trans-4-hydroxycyclohexyl)-1-oxo-2,7-diazaspiro[4.5]dec-7-yl]-3-methylphenyl} carbamate;

Propyl {4-[(5R)-2-(trans-4-hydroxycyclohexyl)-1-oxo-2,7-diazaspiro[4.5]dec-7-yl]-3-methylphenyl} carbamate;

Isobutyl {4-[(5R)-2-(trans-4-hydroxycyclohexyl)-1-oxo-2,7-diazaspiro[4.5]dec-7-yl]-3-methylphenyl} carbamate;

Isopropyl {4-[(5R)-2-(trans-4-hydroxycyclohexyl)-1-oxo-2,7-diazaspiro[4.5]dec-7-yl]-3-methylphenyl} carbamate;

N-{4-[(5R)-2-(trans-4-Hydroxycyclohexyl)-1-oxo-2,7-diazaspiro[4.5]dec-7-yl]-3-methylphenyl} cyclopropanecarboxamide;

N-{4-[(5R)-2-(trans-4-Hydroxycyclohexyl)-1-oxo-2,7-diazaspiro[4.5]dec-7-yl]-3-methylphenyl} cyclobutanecarboxamide;

N-{4-[(5R)-2-(trans-4-Hydroxycyclohexyl)-1-oxo-2,7-diazaspiro[4.5]dec-7-yl]-3-methylphenyl} cyclopentanecarboxamide;

N-{4-[(5R)-2-(trans-4-Hydroxycyclohexyl)-1-oxo-2,7-diazaspiro[4.5]dec-7-yl]-3-methylphenyl} cyclohexanecarboxamide;

N-{4-[(5R)-2-(trans-4-Hydroxycyclohexyl)-1-oxo-2,7-diazaspiro[4.5]dec-7-yl]-3-methylphenyl} acetamide;

N-{4-[(5R)-2-(trans-4-Hydroxycyclohexyl)-1-oxo-2,7-diazaspiro[4.5]dec-7-yl]-3-methylphenyl} propanamide;

N-{4-[(5R)-2-(trans-4-Hydroxycyclohexyl)-1-oxo-2,7-diazaspiro[4.5]dec-7-yl]-3-methylphenyl}-2-methylpropanamide;

(5R)-2-(trans-4-Hydroxycyclohexyl)-7-[4-(trifluoromethyl)quinolin-2-yl]-2,7-diazaspiro[4.5]decan-1-one;

(5R)-7-(3-Chloropyridin-2-yl)-2-(trans-4-hydroxycyclohexyl)-2,7-diazaspiro[4.5]decan-1-one;

(5R)-7-[3-Fluoro-4-(trifluoromethyl)pyridin-2-yl]-2-(trans-4-hydroxycyclohexyl)-2,7-diazaspiro[4.5]decan-1-one;

(5R)-2-(trans-4-Hydroxycyclohexyl)-7-(3,5,6-trifluoro-4-methylpyridin-2-yl)-2,7-diazaspiro[4.5]decan-1-one;

2,3,5-Trifluoro-6-[(5R)-2-(trans-4-hydroxycyclohexyl)-1-oxo-2,7-diazaspiro[4.5]dec-7-yl]isonicotinonitrile;

(5R)-7-(3,5-Difluoropyridin-2-yl)-2-(trans-4-hydroxycyclohexyl)-2,7-diazaspiro[4.5]decan-1-one;

(5R)-2-(trans-4-hydroxycyclohexyl)-7-[4-(trifluoromethyl)pyridin-2-yl]-2,7-diazaspiro[4.5]decan-1-one;

(5R)-7-(3-Fluoropyridin-2-yl)-2-(trans-4-hydroxycyclohexyl)-2,7-diazaspiro[4.5]decan-1-one;

(5R)-7-(5-Chloro-3-fluoropyridin-2-yl)-2-(trans-4-hydroxycyclohexyl)-2,7-diazaspiro[4.5]decan-1-one;

(5R)-7-(3-Ethynylpyridin-2-yl)-2-(trans-4-hydroxycyclohexyl)-2,7-diazaspiro[4.5]decan-1-one;

7-(2-fluoro-4-nitrophenyl)-2-(trans-4-hydroxycyclohexyl)-2,7-diazaspiro[4.5]decan-1-one;

2-[(5R)-2-(trans-4-Hydroxycyclohexyl)-1-oxo-2,7-diazaspiro[4.5]dec-7-yl]-6-methylnicotinonitrile;

(5R)-2-(trans-4-Hydroxycyclohexyl)-7-quinolin-2-yl-2,7-diazaspiro[4.5]decan-1-one;

2-(trans-4-Hydroxycyclohexyl)-7-[6-methyl-4-(trifluoromethyl)pyridin-2-yl]-2,7-diazaspiro[4.5]decan-1-one;

(5R)-7-(3-Fluoropyridin-2-yl)-2-(trans-4-hydroxycyclohexyl)-2,7-diazaspiro[4.5]decan-1-one;

7-(5-Ethylpyrimidin-2-yl)-2-(trans-4-hydroxycyclohexyl)-2,7-diazaspiro[4.5]decan-1-one;

(5R)-2-(trans-4-Hydroxycyclohexyl)-7-(3-methylquinolin-2-yl)-2,7-diazaspiro[4.5]decan-1-one;

N-{4-[(5R)-2-(trans-4-Hydroxycyclohexyl)-1-oxo-2,7-diazaspiro[4.5]dec-7-yl]phenyl}methanesulfonamide;

(5R)-7-[2-Fluoro-4-(pyridin-4-yloxy)phenyl]-2-(trans-4-hydroxycyclohexyl)-2,7-diazaspiro[4.5]decan-1-one;

(5R)-2-(trans-4-Hydroxycyclohexyl)-7-[5-(hydroxymethyl)pyridin-2-yl]-2,7-diazaspiro[4.5]decan-1-one;

6-[(5R)-2-(trans-4-Hydroxycyclohexyl)-1-oxo-2,7-diazaspiro[4.5]dec-7-yl]-N-methylnicotinamide;

(5R)-7-(3-Fluoropyridin-4-yl)-2-(trans-4-hydroxycyclohexyl)-2,7-diazaspiro[4.5]decan-1-one;

(5R)-7-(2-Chloropyridin-4-yl)-2-(trans-4-hydroxycyclohexyl)-2,7-diazaspiro[4.5]decan-1-one;

N-{3-Fluoro-4-[(5R)-2-(trans-4-hydroxycyclohexyl)-1-oxo-2,7-diazaspiro[4.5]dec-7-yl]phenyl}-N-methylmethanesulfonamide;

N-{6-[(5R)-2-(trans-4-Hydroxycyclohexyl)-1-oxo-2,7-diazaspiro[4.5]dec-7-yl]pyridin-3-yl}-2-methylpropanamide;

7-(2-Chloropyrimidin-4-yl)-2-(trans-4-hydroxycyclohexyl)-2,7-diazaspiro[4.5]decan-1-one;

6-[2-(trans-4-Hydroxycyclohexyl)-1-oxo-2,7-diazaspiro[4.5]dec-7-yl]-N,N-dimethylnicotinamide;

Ethyl {2-[(5R)-2-(trans-4-hydroxycyclohexyl)-1-oxo-2,7-diazaspiro[4.5]dec-7-yl]-6-methoxypyridin-3-yl}carbamate;

Methyl {2-[(5R)-2-(trans-4-hydroxycyclohexyl)-1-oxo-2,7-diazaspiro[4.5]dec-7-yl]-6-methoxypyridin-3-yl}carbamate;

N-{2-[(5R)-2-(trans-4-Hydroxycyclohexyl)-1-oxo-2,7-diazaspiro[4.5]dec-7-yl]-6-methoxypyridin-3-yl}acetamide;

5-[(5R)-2-(trans-4-Hydroxycyclohexyl)-1-oxo-2,7-diazaspiro[4.5]dec-7-yl]-N-methylpyridine-2-carboxamide;

(5R)-2-(trans-4-Hydroxycyclohexyl)-7-(3-methoxypyridin-2-yl)-2,7-diazaspiro[4.5]decan-1-one;

2-[8-(trans-4-Hydroxycyclohexyl)-7-oxo-2,8-diazaspiro[5.5]undec-2-yl]nicotinonitrile;

2-(trans-4-Hydroxycyclohexyl)-8-[3-(trifluoromethyl)pyridin-2-yl]-2,8-diazaspiro[5.5]undecan-1-one;

3-Cyclohexyl-7-[5-(trifluoromethyl)pyridin-2-yl]-1,3,7-triazaspiro[4.5]decane-2,4-dione;

6-(3-cyclohexyl-2,4-dioxo-1,3,7-triazaspiro[4.5]dec-7-yl)nicotinonitrile;

4-(3-Cyclohexyl-2,4-dioxo-1,3,7-triazaspiro[4.5]dec-7-yl)-3-fluorobenzonitrile;

3-Cyclohexyl-7-(5-ethylpyrimidin-2-yl)-1,3,7-triazaspiro[4.5]decane-2,4-dione;

3-Cyclohexyl-7-(3-fluoropyridin-2-yl)-1,3,7-triazaspiro[4.5]decane-2,4-dione;

3-Cyclohexyl-7-(3,5-difluoropyridin-2-yl)-1,3,7-triazaspiro[4.5]decane-2,4-dione;

3-Cyclohexyl-7-(3,5-dichloropyridin-2-yl)-1,3,7-triazaspiro[4.5]decane-2,4-dione;

2-(3-Methylpyridin-2-yl)-7-[5-(trifluoromethyl)pyridin-2-yl]-2,7-diazaspiro[4.5]decan-1-one;

N,N-Dimethyl-5-[(5R)-1-oxo-2-(tetrahydro-2H-pyran-4-yl)-2,7-diazaspiro[4.5]dec-7-yl]pyridine-2-carboxamide;

3-Fluoro-4-[(5R)-1-oxo-2-(tetrahydro-2H-pyran-4-yl)-2,7-diazaspiro[4.5]dec-7-yl]benzonitrile;

(5R)-2-(trans-4-Hydroxycyclohexyl)-7-(6-methoxy-2-methylpyridin-3-yl)-2,7-diazaspiro[4.5]decan-1-one;

(5R)-2-(4-Hydroxycyclohexyl)-7-(6-methoxy-4-methylpyridin-3-yl)-2,7-diazaspiro[4.5]decan-1-one;

(5R)-7-(2,6-Difluorophenyl)-2-(4-hydroxycyclohexyl)-2,7-diazaspiro[4.5]decan-1-one;

7-(5-Chloropyridin-2-yl)-2-(4-hydroxy-1-adamantyl)-2,7-diazaspiro[4.5]decan-1-one;

7-(3-Fluoropyridin-4-yl)-2-(4-hydroxy-1-adamantyl)-2,7-diazaspiro[4.5]decan-1-one;

N-{3-Fluoro-4-[2-(4-hydroxy-1-adamantyl)-1-oxo-2,7-diazaspiro[4.5]dec-7-yl]phenyl}propanamide;

Methyl {3-fluoro-4-[2-(4-hydroxy-1-adamantyl)-1-oxo-2,7-diazaspiro[4.5]dec-7-yl]phenyl} carbamate;

Propyl {3-fluoro-4-[2-(4-hydroxy-1-adamantyl)-1-oxo-2,7-diazaspiro[4.5]dec-7-yl]phenyl} carbamate;

N-{3-Fluoro-4-[2-(4-hydroxy-1-adamantyl)-1-oxo-2,7-diazaspiro[4.5]dec-7-yl]phenyl} ethanesulfonamide;

2-[(5R)-2-(cis-4-Hydroxycyclohexyl)-1-oxo-2,7-diazaspiro[4.5]dec-7-yl]nicotinonitrile;

(5R)-2-(cis-4-Hydroxycyclohexyl)-7-[3-(trifluoromethyl)pyridin-2-yl]-2,7-diazaspiro[4.5]decan-1-one;

(5R)-7-(3-Fluoropyridin-2-yl)-2-(cis-4-hydroxycyclohexyl)-2,7-diazaspiro[4.5]decan-1-one;

(5R)-7-(3,5-Dichloropyridin-2-yl)-2-(cis-4-hydroxycyclohexyl)-2,7-diazaspiro[4.5]decan-1-one;

(5R)-7-(5-Chloro-3-fluoropyridin-2-yl)-2-(cis-4-hydroxycyclohexyl)-2,7-diazaspiro[4.5]decan-1-one;

(5R)-7-(3-Chloropyridin-2-yl)-2-(cis-4-hydroxycyclohexyl)-2,7-diazaspiro[4.5]decan-1-one;

Methyl {4-[(5R)-2-(trans-4-hydroxycyclohexyl)-1-oxo-2,7-diazaspiro[4.5]dec-7-yl]-2-methylphenyl} carbamate;

Ethyl {4-[(5R)-2-(trans-4-hydroxycyclohexyl)-1-oxo-2,7-diazaspiro[4.5]dec-7-yl]-2-methylphenyl} carbamate;

Prop-2-yn-1-yl {4-[(5R)-2-(trans-4-hydroxycyclohexyl)-1-oxo-2,7-diazaspiro[4.5]dec-7-yl]-2-methylphenyl} carbamate;

Methyl {6-[(5R)-2-(trans-4-hydroxycyclohexyl)-1-oxo-2,7-diazaspiro[4.5]dec-7-yl]-4-methylpyridin-3-yl} carbamate;

Ethyl {6-[(5R)-2-(trans-4-hydroxycyclohexyl)-1-oxo-2,7-diazaspiro[4.5]dec-7-yl]-4-methylpyridin-3-yl} carbamate;

Prop-2-yn-1-yl {6-[(5R)-2-(trans-4-hydroxycyclohexyl)-1-oxo-2,7-diazaspiro[4.5]dec-7-yl]-4-methylpyridin-3-yl} carbamate;

Methyl {6-[(5R)-2-(trans-4-hydroxycyclohexyl)-1-oxo-2,7-diazaspiro[4.5]dec-7-yl]-5-methoxypyridin-3-yl} carbamate;

Ethyl {6-[(5R)-2-(trans-4-hydroxycyclohexyl)-1-oxo-2,7-diazaspiro[4.5]dec-7-yl]-5-methoxypyridin-3-yl} carbamate;

Prop-2-yn-1-yl {6-[(5R)-2-(trans-4-hydroxycyclohexyl)-1-oxo-2,7-diazaspiro[4.5]dec-7-yl]-5-methoxypyridin-3-yl} carbamate;

Methyl {5-fluoro-2-[(5R)-2-(trans-4-hydroxycyclohexyl)-1-oxo-2,7-diazaspiro[4.5]dec-7-yl]pyrimidin-4-yl} carbamate;

Isopropyl {3-fluoro-4-[(5R)-2-(trans-4-hydroxycyclohexyl)-1-oxo-2,7-diazaspiro[4.5]dec-7-yl]phenyl} methylcarbamate;

(5R)-7-(3-Bromo-5-methylpyridin-2-yl)-2-(trans-4-hydroxycyclohexyl)-2,7-diazaspiro[4.5]decan-1-one;

2-[(5R)-2-Cyclohexyl-1-oxo-2,7-diazaspiro[4.5]dec-7-yl]nicotinonitrile;

2-[(5R)-2-(trans-4-Hydroxycyclohexyl)-1-oxo-2,7-diazaspiro[4.5]dec-7-yl]isonicotinonitrile;

(5R)-7-(3-Fluoro-6-methylpyridin-2-yl)-2-(trans-4-hydroxycyclohexyl)-2,7-diazaspiro[4.5]decan-1-one;

6-[(5R)-2-(trans-4-Hydroxycyclohexyl)-1-oxo-2,7-diazaspiro[4.5]dec-7-yl]-2-methylnicotinonitrile;

2-[(5R)-2-(trans-4-Hydroxycyclohexyl)-1-oxo-2,7-diazaspiro[4.5]dec-7-yl]-4,6-dimethylnicotinonitrile;

(5R)-2-(trans-4-Hydroxycyclohexyl)-7-[2-(trifluoromethyl)quinazolin-4-yl]-2,7-diazaspiro[4.5]decan-1-one;

(5R)-2-Cyclohexyl-7-[2-fluoro-4-(2-oxo-1,3-oxazolidin-3-yl)phenyl]-2,7-diazaspiro[4.5]decan-1-one;

(5R)-2-Cyclohexyl-7-[2-fluoro-4-(2-oxopyrrolidin-1-yl)phenyl]-2,7-diazaspiro[4.5]decan-1-one;

(5R)-7-(3-Fluoropyridin-2-yl)-2-(tetrahydro-2H-pyran-4-yl)-2,7-diazaspiro[4.5]decan-1-one;

(5R)-7-[2-Fluoro-4-(2-oxo-1,3-oxazolidin-3-yl)phenyl]-2-(tetrahydro-2H-pyran-4-yl)-2,7-diazaspiro[4.5]decan-1-one;

(5R)-7-[2-Fluoro-4-(2-oxo-1,3-oxazinan-3-yl)phenyl]-2-(tetrahydro-2H-pyran-4-yl)-2,7-diazaspiro[4.5]decan-1-one;

(5R)-7-[2-Fluoro-4-(2-oxopiperidin-1-yl)phenyl]-2-(tetrahydro-2H-pyran-4-yl)-2,7-diazaspiro[4.5]decan-1-one;

(5R)-7-[2-Fluoro-4-(2-oxopyrrolidin-1-yl)phenyl]-2-(tetrahydro-2H-pyran-4-yl)-2,7-diazaspiro[4.5]decan-1-one;

3-Fluoro-N-methyl-4-[(5R)-1-oxo-2-(tetrahydro-2H-pyran-4-yl)-2,7-diazaspiro[4.5]dec-7-yl]benzamide;

3-Fluoro-N,N-dimethyl-4-[(5R)-1-oxo-2-(tetrahydro-2H-pyran-4-yl)-2,7-diazaspiro[4.5]dec-7-yl]benzamide;

2-[(5R)-1-Oxo-2-(tetrahydro-2H-pyran-4-yl)-2,7-diazaspiro[4.5]dec-7-yl]benzonitrile;

(5R)-7-(3,5-Dichloropyridin-2-yl)-2-(3-methylpyridin-2-yl)-2,7-diazaspiro[4.5]decan-1-one;

3-Bromo-4-[(5R)-2-(trans-4-hydroxycyclohexyl)-1-oxo-2,7-diazaspiro[4.5]dec-7-yl]benzonitrile;

(5R)-7-(2,5-difluorophenyl)-2-(4-hydroxycyclohexyl)-2,7-diazaspiro[4.5]decan-1-one;

(5R)-7-(2-Bromo-3-fluorophenyl)-2-(trans-4-hydroxycyclohexyl)-2,7-diazaspiro[4.5]decan-1-one;

(5R)-7-(5-Fluoro-2-methylphenyl)-2-(4-hydroxycyclohexyl)-2,7-diazaspiro[4.5]decan-1-one;

(5R)-7-(2,3-Dichlorophenyl)-2-(4-hydroxycyclohexyl)-2,7-diazaspiro[4.5]decan-1-one;

(5R)-7-(2,6-Dichlorophenyl)-2-(trans-4-hydroxycyclohexyl)-2,7-diazaspiro[4.5]decan-1-one;

4-Bromo-2-[(5R)-2-(cis-4-hydroxycyclohexyl)-1-oxo-2,7-diazaspiro[4.5]dec-7-yl]benzonitrile;

2-[(5R)-2-(trans-4-Hydroxycyclohexyl)-1-oxo-2,7-diazaspiro[4.5]dec-7-yl]benzonitrile;

(5R)-7-(2-Fluorophenyl)-2-(4-hydroxycyclohexyl)-2,7-diazaspiro[4.5]decan-1-one;

2-[(5R)-2-(cis-4-Hydroxycyclohexyl)-1-oxo-2,7-diazaspiro[4.5]dec-7-yl]isonicotinonitrile;

(5R)-7-(3-Bromo-5-fluoropyridin-2-yl)-2-(cis-4-hydroxycyclohexyl)-2,7-diazaspiro[4.5]decan-1-one;

(5R)-7-(3-Fluoro-4-methylpyridin-2-yl)-2-(cis-4-hydroxycyclohexyl)-2,7-diazaspiro[4.5]decan-1-one;

6-[(5R)-2-(cis-4-Hydroxycyclohexyl)-1-oxo-2,7-diazaspiro[4.5]dec-7-yl]-2-methylnicotinonitrile;

(5R)-7-(5-Chloro-3-methylpyridin-2-yl)-2-(cis-4-hydroxycyclohexyl)-2,7-diazaspiro[4.5]decan-1-one;

4-Chloro-2-[(5R)-2-(cis-4-hydroxycyclohexyl)-1-oxo-2,7-diazaspiro[4.5]dec-7-yl]benzonitrile;

2-Fluoro-4-[(5R)-2-(cis-4-hydroxycyclohexyl)-1-oxo-2,7-diazaspiro[4.5]dec-7-yl]benzonitrile;

4-Bromo-2-[(5R)-2-(cis-4-hydroxycyclohexyl)-1-oxo-2,7-diazaspiro[4.5]dec-7-yl]benzonitrile;

7-[(3-Chloro-2-methylphenyl)sulfonyl]-2-(trans-4-hydroxycyclohexyl)-2,7-diazaspiro[4.5]decan-1-one;

(5R)-7-[2-Chloro-5-(trifluoromethyl)phenyl]-2-(trans-4-hydroxycyclohexyl)-2,7-diazaspiro[4.5]decan-1-one;

(5R)-7-[3-Fluoro-5-(trifluoromethyl)phenyl]-2-(trans-4-hydroxycyclohexyl)-2,7-diazaspiro[4.5]decan-1-one;

(5R)-7-(4-Chloro-2-methylphenyl)-2-(trans-4-hydroxycyclohexyl)-2,7-diazaspiro[4.5]decan-1-one;

(5R)-7-(3-chloro-2-methylphenyl)-2-(trans-4-hydroxycyclohexyl)-2,7-diazaspiro[4.5]decan-1-one;

(5R)-2-(trans-4-Hydroxycyclohexyl)-7-quinolin-8-yl-2,7-diazaspiro[4.5]decan-1-one;

{3-[(5R)-2-(trans-4-Hydroxycyclohexyl)-1-oxo-2,7-diazaspiro[4.5]dec-7-yl]phenyl}acetonitrile;

(5R)-7-(4-Fluoro-2-methylphenyl)-2-(trans-4-hydroxycyclohexyl)-2,7-diazaspiro[4.5]decan-1-one;

(5R)-2-(trans-4-Hydroxycyclohexyl)-7-[4-(2-oxopyrrolidin-1-yl)-2-(trifluoromethyl)phenyl]-2,7-diazaspiro[4.5]decan-1-one;

(5R)-2-(trans-4-Hydroxycyclohexyl)-7-[4-(2-oxo-1,3-oxazolidin-3-yl)-2-(trifluoromethyl)phenyl]-2,7-diazaspiro[4.5]decan-1-one;

(5R)-2-(trans-4-Hydroxycyclohexyl)-7-[4-(2-oxo-1,3-oxazinan-3-yl)-2-(trifluoromethyl)phenyl]-2,7-diazaspiro[4.5]decan-1-one;

(5R)-7-[3-Fluoro-4-(pyridin-2-yloxy)phenyl]-2-(4-hydroxycyclohexyl)-2,7-diazaspiro[4.5]decan-1-one;

(5R)-7-[3-Fluoro-4-(pyridin-4-yloxy)phenyl]-2-(4-hydroxycyclohexyl)-2,7-diazaspiro[4.5]decan-1-one;

(5R)-7-[3-Fluoro-4-(pyridin-3-yloxy)phenyl]-2-(4-hydroxycyclohexyl)-2,7-diazaspiro[4.5]decan-1-one;

(5R)-7-[2-Fluoro-4-(pyridin-3-yloxy)phenyl]-2-(4-hydroxycyclohexyl)-2,7-diazaspiro[4.5]decan-1-one;

Methyl {3-chloro-4-[(5R)-2-(trans-4-hydroxycyclohexyl)-1-oxo-2,7-diazaspiro[4.5]dec-7-yl]phenyl} carbamate;

Ethyl {3-chloro-4-[(5R)-2-(trans-4-hydroxycyclohexyl)-1-oxo-2,7-diazaspiro[4.5]dec-7-yl]phenyl} carbamate;

Prop-2-yn-1-yl {3-chloro-4-[(5R)-2-(trans-4-hydroxycyclohexyl)-1-oxo-2,7-diazaspiro[4.5]dec-7-yl]phenyl} carbamate;

Propyl {3-chloro-4-[(5R)-2-(trans-4-hydroxycyclohexyl)-1-oxo-2,7-diazaspiro[4.5]dec-7-yl]phenyl} carbamate;

N-{3-Chloro-4-[(5R)-2-(trans-4-hydroxycyclohexyl)-1-oxo-2,7-diazaspiro[4.5]dec-7-yl]phenyl} cyclopentanecarboxamide;

N-{3-Chloro-4-[(5R)-2-(trans-4-hydroxycyclohexyl)-1-oxo-2,7-diazaspiro[4.5]dec-7-yl]phenyl} cyclohexanecarboxamide;

(5R)-7-(5-Fluoropyrimidin-2-yl)-2-(cis-4-hydroxycyclohexyl)-2,7-diazaspiro[4.5]decan-1-one;

(5R)-7-(5-Bromopyrimidin-2-yl)-2-(cis-4-hydroxycyclohexyl)-2,7-diazaspiro[4.5]decan-1-one;

(5R)-7-(5-Ethylpyrimidin-2-yl)-2-(cis-4-hydroxycyclohexyl)-2,7-diazaspiro[4.5]decan-1-one;

4-{2-[(5R)-2-(cis-4-Hydroxycyclohexyl)-1-oxo-2,7-diazaspiro[4.5]dec-7-yl]pyrimidin-5-yl} benzamide;

N-Cyclopropyl-4-{2-[(5R)-2-(cis-4-hydroxycyclohexyl)-1-oxo-2,7-diazaspiro[4.5]dec-7-yl]pyrimidin-5-yl} benzamide;

(5R)-2-(cis-4-Hydroxycyclohexyl)-7-[5-(4-methoxyphenyl)pyrimidin-2-yl]-2,7-diazaspiro[4.5]decan-1-one;

(5R)-2-(cis-4-Hydroxycyclohexyl)-7-(5-pyridin-3-ylpyrimidin-2-yl)-2,7-diazaspiro[4.5]decan-1-one;

5-{2-[(5R)-2-(cis-4-Hydroxycyclohexyl)-1-oxo-2,7-diazaspiro[4.5]dec-7-yl]pyrimidin-5-yl}-N,N-dimethylpyridine-2-carboxamide;

(5R)-2-(cis-4-Hydroxycyclohexyl)-7-(5-pyridin-4-ylpyrimidin-2-yl)-2,7-diazaspiro[4.5]decan-1-one;

4-{5-Chloro-6-[(5R)-2-(cis-4-hydroxycyclohexyl)-1-oxo-2,7-diazaspiro[4.5]dec-7-yl]pyridin-3-yl}-N-cyclopropylbenzamide;

5'-Chloro-N-ethyl-6'-[(5R)-2-(cis-4-hydroxycyclohexyl)-1-oxo-2,7-diazaspiro[4.5]dec-7-yl]-3,3'-bipyridine-6-carboxamide;

2-[(5R)-2-(trans-4-Hydroxycyclohexyl)-1-oxo-2,7-diazaspiro[4.5]dec-7-yl]isonicotinonitrile;
Methyl {4-[(5R)-2-(cis-4-hydroxy-4-methylcyclohexyl)-1-oxo-2,7-diazaspiro[4.5]dec-7-yl]-
3-methylphenyl} carbamate;
Prop-2-yn-1-yl {6-[(5R)-2-(trans-4-hydroxycyclohexyl)-1-oxo-2,7-diazaspiro[4.5]dec-7-yl]-
5-methoxypyridin-3-yl} carbamate;
(5R)-7-(5-Fluoropyrimidin-2-yl)-2-(tetrahydro-2H-pyran-4-yl)-2,7-diazaspiro[4.5]decan-1-
one;
(5R)-7-(5-Ethylpyrimidin-2-yl)-2-(tetrahydro-2H-pyran-4-yl)-2,7-diazaspiro[4.5]decan-1-one;
(5R)-2-(Tetrahydro-2H-pyran-4-yl)-7-[4-(trifluoromethyl)pyrimidin-2-yl]-2,7-
diazaspiro[4.5]decan-1-one;
(5R)-7-(4-Methoxypyrimidin-2-yl)-2-(tetrahydro-2H-pyran-4-yl)-2,7-diazaspiro[4.5]decan-1-
one;
(5R)-7-(2-Fluorophenyl)-2-(tetrahydro-2H-pyran-4-yl)-2,7-diazaspiro[4.5]decan-1-one;
(5R)-2-(cis-4-Hydroxycyclohexyl)-7-[5-(1H-pyrazol-1-yl)pyrimidin-2-yl]-2,7-
diazaspiro[4.5]decan-1-one;
(5R)-2-(cis-4-Hydroxycyclohexyl)-7-[5-(3-methyl-1H-pyrazol-1-yl)pyrimidin-2-yl]-2,7-
diazaspiro[4.5]decan-1-one;
(5R)-2-(cis-4-Hydroxycyclohexyl)-7-{5-[3-(trifluoromethyl)-1H-pyrazol-1-yl]pyrimidin-2-
yl}-2,7-diazaspiro[4.5]decan-1-one;
(5R)-2-(cis-4-Hydroxycyclohexyl)-7-pyrimidin-2-yl-2,7-diazaspiro[4.5]decan-1-one;
(5R)-2-(cis-4-Hydroxycyclohexyl)-7-[5-(2-oxypyridin-1(2H)-yl)pyrimidin-2-yl]-2,7-
diazaspiro[4.5]decan-1-one;
(5R)-7-(2,5-Difluoropyridin-3-yl)-2-(cis-4-hydroxycyclohexyl)-2,7-diazaspiro[4.5]decan-1-
one;
(5R)-7-(3,5-Difluoropyridin-2-yl)-2-(cis-4-hydroxycyclohexyl)-2,7-diazaspiro[4.5]decan-1-
one;
(5R)-7-[3-Fluoro-4-(trifluoromethyl)pyridin-2-yl]-2-(cis-4-hydroxycyclohexyl)-2,7-
diazaspiro[4.5]decan-1-one;
(5R)-7-[3-Chloro-5-(trifluoromethyl)pyridin-2-yl]-2-(cis-4-hydroxycyclohexyl)-2,7-
diazaspiro[4.5]decan-1-one;
(5R)-2-(cis-4-Hydroxycyclohexyl)-7-[4-(trifluoromethyl)pyridin-2-yl]-2,7-
diazaspiro[4.5]decan-1-one;
(5R)-7-(5-Bromo-2-chloropyridin-3-yl)-2-(cis-4-hydroxycyclohexyl)-2,7-
diazaspiro[4.5]decan-1-one;
(5R)-7-(5-Bromo-3-fluoropyridin-2-yl)-2-(cis-4-hydroxycyclohexyl)-2,7-
diazaspiro[4.5]decan-1-one;

(5R)-7-(5-Bromo-3-chloropyridin-2-yl)-2-(cis-4-hydroxycyclohexyl)-2,7-diazaspiro[4.5]decan-1-one;

(5R)-7-(5-Bromo-3-methylpyridin-2-yl)-2-(cis-4-hydroxycyclohexyl)-2,7-diazaspiro[4.5]decan-1-one;

Methyl {6-[(5R)-2-(cis-4-hydroxycyclohexyl)-1-oxo-2,7-diazaspiro[4.5]dec-7-yl]-5-methylpyridin-3-yl} carbamate;

Ethyl {6-[(5R)-2-(cis-4-hydroxycyclohexyl)-1-oxo-2,7-diazaspiro[4.5]dec-7-yl]-5-methylpyridin-3-yl} carbamate;

Propyl {6-[(5R)-2-(cis-4-hydroxycyclohexyl)-1-oxo-2,7-diazaspiro[4.5]dec-7-yl]-5-methylpyridin-3-yl} carbamate;

Prop-2-yn-1-yl {6-[(5R)-2-(cis-4-hydroxycyclohexyl)-1-oxo-2,7-diazaspiro[4.5]dec-7-yl]-5-methylpyridin-3-yl} carbamate;

Methyl {6-[(5R)-2-(cis-4-hydroxycyclohexyl)-1-oxo-2,7-diazaspiro[4.5]dec-7-yl]-5-methoxypyridin-3-yl} carbamate;

Ethyl {6-[(5R)-2-(cis-4-hydroxycyclohexyl)-1-oxo-2,7-diazaspiro[4.5]dec-7-yl]-5-methoxypyridin-3-yl} carbamate;

Propyl {6-[(5R)-2-(cis-4-hydroxycyclohexyl)-1-oxo-2,7-diazaspiro[4.5]dec-7-yl]-5-methoxypyridin-3-yl} carbamate;

Prop-2-yn-1-yl {6-[(5R)-2-(cis-4-hydroxycyclohexyl)-1-oxo-2,7-diazaspiro[4.5]dec-7-yl]-5-methoxypyridin-3-yl} carbamate;

(5R)-2-(cis-4-Hydroxycyclohexyl)-7-[3-methoxy-5-(2-oxopyrrolidin-1-yl)pyridin-2-yl]-2,7-diazaspiro[4.5]decan-1-one;

(5R)-2-(cis-4-Hydroxycyclohexyl)-7-[3-methoxy-5-(2-oxo-1,3-oxazolidin-3-yl)pyridin-2-yl]-2,7-diazaspiro[4.5]decan-1-one;

(5R)-2-(cis-4-Hydroxycyclohexyl)-7-[3-methoxy-5-(2-oxo-1,3-oxazinan-3-yl)pyridin-2-yl]-2,7-diazaspiro[4.5]decan-1-one;

(5R)-7-(3-Chloro-5-phenylpyridin-2-yl)-2-(cis-4-hydroxycyclohexyl)-2,7-diazaspiro[4.5]decan-1-one;

(5R)-7-[3-Chloro-5-(4-methoxyphenyl)pyridin-2-yl]-2-(cis-4-hydroxycyclohexyl)-2,7-diazaspiro[4.5]decan-1-one;

4-{5-Chloro-6-[(5R)-2-(cis-4-hydroxycyclohexyl)-1-oxo-2,7-diazaspiro[4.5]dec-7-yl]pyridin-3-yl} benzamide;

(5R)-7-(5-Chloro-3,4'-bipyridin-6-yl)-2-(cis-4-hydroxycyclohexyl)-2,7-diazaspiro[4.5]decan-1-one;

5'-Chloro-6'-[(5R)-2-(cis-4-hydroxycyclohexyl)-1-oxo-2,7-diazaspiro[4.5]dec-7-yl]-N,N-dimethyl-3,3'-bipyridine-6-carboxamide;

5'-Chloro-N,N-diethyl-6'-[(5R)-2-(cis-4-hydroxycyclohexyl)-1-oxo-2,7-diazaspiro[4.5]dec-7-yl]-3,3'-bipyridine-6-carboxamide;

4-{5-Chloro-6-[(5R)-2-(cis-4-hydroxycyclohexyl)-1-oxo-2,7-diazaspiro[4.5]dec-7-yl]pyridin-3-yl}-N,N-dimethylbenzamide;

Methyl {5-chloro-6-[(5R)-2-(cis-4-hydroxycyclohexyl)-1-oxo-2,7-diazaspiro[4.5]dec-7-yl]pyridin-3-yl} carbamate;

Ethyl {5-chloro-6-[(5R)-2-(cis-4-hydroxycyclohexyl)-1-oxo-2,7-diazaspiro[4.5]dec-7-yl]pyridin-3-yl} carbamate;

Propyl {5-chloro-6-[(5R)-2-(cis-4-hydroxycyclohexyl)-1-oxo-2,7-diazaspiro[4.5]dec-7-yl]pyridin-3-yl} carbamate;

Prop-2-yn-1-yl {5-chloro-6-[(5R)-2-(cis-4-hydroxycyclohexyl)-1-oxo-2,7-diazaspiro[4.5]dec-7-yl]pyridin-3-yl} carbamate;

(5R)-7-[3-Chloro-5-(2-oxo-1,3-oxazolidin-3-yl)pyridin-2-yl]-2-(cis-4-hydroxycyclohexyl)-2,7-diazaspiro[4.5]decan-1-one;

(5R)-7-[3-Chloro-5-(2-oxo-1,3-oxazinan-3-yl)pyridin-2-yl]-2-(cis-4-hydroxycyclohexyl)-2,7-diazaspiro[4.5]decan-1-one;

(5R)-7-[3-Chloro-5-(2-oxopyrrolidin-1-yl)pyridin-2-yl]-2-(cis-4-hydroxycyclohexyl)-2,7-diazaspiro[4.5]decan-1-one;

(5R)-7-(5-Chloro-3,3'-bipyridin-6-yl)-2-(cis-4-hydroxycyclohexyl)-2,7-diazaspiro[4.5]decan-1-one;

(5R)-7-(3-Fluoro-6-methylpyridin-2-yl)-2-(trans-4-hydroxycyclohexyl)-2,7-diazaspiro[4.5]decan-1-one;

6-[(5R)-2-(trans-4-Hydroxycyclohexyl)-1-oxo-2,7-diazaspiro[4.5]dec-7-yl]-2-methylnicotinonitrile;

2-[(5R)-2-(trans-4-Hydroxycyclohexyl)-1-oxo-2,7-diazaspiro[4.5]dec-7-yl]-4,6-dimethylnicotinonitrile;

(5R)-2-(trans-4-Hydroxycyclohexyl)-7-[2-(trifluoromethyl)quinazolin-4-yl]-2,7-diazaspiro[4.5]decan-1-one;

(5R)-2-Cyclohexyl-7-[2-fluoro-4-(2-oxopyrrolidin-1-yl)phenyl]-2,7-diazaspiro[4.5]decan-1-one;

(5R)-2-Cyclohexyl-7-[2-fluoro-4-(2-oxo-1,3-oxazolidin-3-yl)phenyl]-2,7-diazaspiro[4.5]decan-1-one;

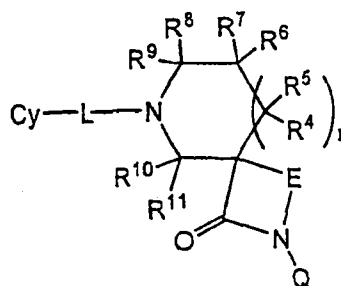
(5R)-7-(5-Chloro-3-methylpyridin-2-yl)-2-(trans-4-hydroxycyclohexyl)-2,7-diazaspiro[4.5]decan-1-one;

(5R)-7-(3-Fluoro-4-methylpyridin-2-yl)-2-(trans-4-hydroxycyclohexyl)-2,7-diazaspiro[4.5]decan-1-one;

- (5R)-7-(5-Fluoro-3-methylpyridin-2-yl)-2-(trans-4-hydroxycyclohexyl)-2,7-diazaspiro[4.5]decan-1-one;
- (5R)-7-(5-Fluoro-6-methylpyridin-2-yl)-2-(trans-4-hydroxycyclohexyl)-2,7-diazaspiro[4.5]decan-1-one;
- (5R)-2-(trans-4-Hydroxycyclohexyl)-7-(7H-pyrrolo[2,3-d]pyrimidin-4-yl)-2,7-diazaspiro[4.5]decan-1-one;
- (5R)-2-(trans-4-Hydroxycyclohexyl)-7-(5-methylpyridin-2-yl)-2,7-diazaspiro[4.5]decan-1-one;
- 2-[(5R)-2-(trans-4-Hydroxycyclohexyl)-1-oxo-2,7-diazaspiro[4.5]dec-7-yl]-5-phenylnicotinonitrile;
- (5R)-7-[3-Chloro-5-(2-oxo-1,3-oxazolidin-3-yl)pyridin-2-yl]-2-cyclohexyl-2,7-diazaspiro[4.5]decan-1-one;
- (5R)-7-[3-Chloro-5-(2-oxopyrrolidin-1-yl)pyridin-2-yl]-2-cyclohexyl-2,7-diazaspiro[4.5]decan-1-one;
- (5R)-7-[3-Chloro-5-(2-oxo-1,3-oxazinan-3-yl)pyridin-2-yl]-2-cyclohexyl-2,7-diazaspiro[4.5]decan-1-one; and
- (5R)-7-[3-Chloro-5-(2-oxopiperidin-1-yl)pyridin-2-yl]-2-cyclohexyl-2,7-diazaspiro[4.5]decan-1-one, or a pharmaceutically acceptable salt thereof.

65. A composition comprising a compound of any one of claims 1 to 64 and a pharmaceutically acceptable carrier.

66. A method of modulating activity of 11 β HSD1 or MR *ex vivo* or *in vitro* comprising contacting said 11 β HSD1 or said MR with a compound of Formula I:



I

or pharmaceutically acceptable salt or prodrug thereof, wherein:

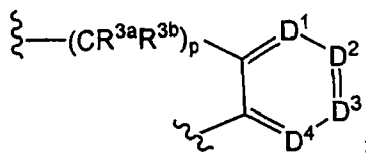
Cy is aryl, heteroaryl, cycloalkyl, or heterocycloalkyl, each optionally substituted with 1, 2, 3, 4 or 5 -W-X-Y-Z;

L is $(\text{CR}^{12}\text{R}^{13})_{q1}$, $(\text{CR}^{12}\text{R}^{13})_{q1}\text{O}(\text{CR}^{12}\text{R}^{13})_{q2}$, $(\text{CR}^{12}\text{R}^{13})_{q1}\text{S}(\text{CR}^{12}\text{R}^{13})_{q2}$, $(\text{CR}^{12}\text{R}^{13})_{q1}\text{SO}_2(\text{CR}^{12}\text{R}^{13})_{q2}$, $(\text{CR}^{12}\text{R}^{13})_{q1}\text{SO}(\text{CR}^{12}\text{R}^{13})_{q2}$, or $(\text{CR}^{12}\text{R}^{13})_{q1}\text{CO}(\text{CR}^{12}\text{R}^{13})_{q2}$;

Q is $-(CR^1R^2)_m-A$;

A is aryl, heteroaryl, cycloalkyl, or heterocycloalkyl, each optionally substituted with 1, 2, 3, 4 or 5 $-W'-X'-Y'-Z'$;

E is $-(CR^{3a}R^{3b})_{n1}-$, $-(CR^{3a}R^{3b})_{n2}CO-$, $-(CR^{3a}R^{3b})_{n2}OCO-$, $-(CR^{3a}R^{3b})_{n2}SO-$, $-(CR^{3a}R^{3b})_{n2}SO_2-$, $-(CR^{3a}R^{3b})_{n2}NR^{3c}-$, $-(CR^{3a}R^{3b})_{n3}CONR^{3c}-$, $-(CR^{3a}R^{3b})_{n2}NR^{3c}CO-$, or a group of formula:



D^1 , D^2 , D^3 and D^4 are each N or CR^{15} ;

R^1 and R^2 are each, independently, H or C_{1-8} alkyl;

R^{3a} and R^{3b} are each, independently, H, $OC(O)R^a$, $OC(O)OR^b$, $C(O)OR^b$, $OC(O)NR^cR^d$, NR^cR^d , $NR^cC(O)R^a$, $NR^cC(O)OR^b$, $S(O)R^a$, $S(O)NR^cR^d$, $S(O)_2R^a$, $S(O)_2NR^cR^d$, OR^b , SR^b , halo, C_{1-10} alkyl, C_{1-10} haloalkyl, C_{2-10} alkenyl, C_{2-10} alkynyl, aryl, cycloalkyl, heteroaryl, heterocycloalkyl, arylalkyl, heteroarylalkyl, cycloalkylalkyl or heterocycloalkylalkyl, wherein said C_{1-10} alkyl, C_{1-10} haloalkyl, C_{2-10} alkenyl, C_{2-10} alkynyl, aryl, cycloalkyl, heteroaryl, heterocycloalkyl, arylalkyl, heteroarylalkyl, cycloalkylalkyl or heterocycloalkylalkyl is optionally substituted by R^{16} ;

R^{3c} is H, C_{1-4} alkyl, C_{1-4} haloalkyl, C_{2-4} alkenyl, C_{2-4} alkynyl, or $CO-(C_{1-4}$ alkyl);

R^4 , R^5 , R^6 , R^7 , R^8 , R^9 , R^{10} and R^{11} are each, independently, H, $OC(O)R^a$, $OC(O)OR^b$, $C(O)OR^b$, $OC(O)NR^cR^d$, NR^cR^d , $NR^cC(O)R^a$, $NR^cC(O)OR^b$, $S(O)R^a$, $S(O)NR^cR^d$, $S(O)_2R^a$, $S(O)_2NR^cR^d$, OR^b , SR^b , halo, C_{1-10} alkyl, C_{1-10} haloalkyl, C_{2-10} alkenyl, C_{2-10} alkynyl, aryl, cycloalkyl, heteroaryl, heterocycloalkyl, arylalkyl, heteroarylalkyl, cycloalkylalkyl or heterocycloalkylalkyl, wherein said C_{1-10} alkyl, C_{1-10} haloalkyl, C_{2-10} alkenyl, C_{2-10} alkynyl, aryl, cycloalkyl, heteroaryl, heterocycloalkyl, arylalkyl, heteroarylalkyl, cycloalkylalkyl or heterocycloalkylalkyl is optionally substituted by R^{14} ;

or R^4 and R^5 together with the carbon atom to which they are attached form a 3-14 membered cycloalkyl or heterocycloalkyl group which is optionally substituted by R^{14} ;

or R^6 and R^7 together with the carbon atom to which they are attached form a 3-14 membered cycloalkyl or heterocycloalkyl group which is optionally substituted by R^{14} ;

or R^8 and R^9 together with the carbon atom to which they are attached form a 3-14 membered cycloalkyl or heterocycloalkyl group which is optionally substituted by R^{14} ;

or R^{10} and R^{11} together with the carbon atom to which they are attached form a 3-14 membered cycloalkyl or heterocycloalkyl group which is optionally substituted by R^{14} ;

or R^4 and R^6 together with the carbon atom to which they are attached form a 3-7 membered fused cycloalkyl group or 3-7 membered fused heterocycloalkyl group which is optionally substituted by R^{14} ;

or R⁶ and R⁸ together with the carbon atom to which they are attached form a 3-7 membered fused cycloalkyl group or 3-7 membered fused heterocycloalkyl group which is optionally substituted by R¹⁴;

or R⁴ and R⁹ together form a C₁₋₃ alkylene bridge which is optionally substituted by R¹⁴;

or R⁴ and R¹⁰ together form a C₁₋₃ alkylene bridge which is optionally substituted by R¹⁴;

or R⁶ and R¹⁰ together form a C₁₋₃ alkylene bridge which is optionally substituted by R¹⁴;

or R⁹ and R¹⁰ together form a C₁₋₃ alkylene bridge which is optionally substituted by R¹⁴;

R¹² and R¹³ are each, independently, H, halo, C₁₋₄ alkyl, C₁₋₄ haloalkyl, aryl, cycloalkyl, heteroaryl, heterocycloalkyl, CN, NO₂, OR^a, SR^a, C(O)R^b, C(O)NR^cR^d, C(O)OR^a, OC(O)R^b, OC(O)NR^cR^d, NR^cR^d, NR^cC(O)R^d, NR^cC(O)OR^a, S(O)R^b, S(O)NR^cR^d, S(O)₂R^b, or S(O)₂NR^cR^d;

R¹⁴ is halo, C₁₋₄ alkyl, C₁₋₄ haloalkyl, aryl, cycloalkyl, heteroaryl, heterocycloalkyl, CN, NO₂, OR^a, SR^a, C(O)R^b, C(O)NR^cR^d, C(O)OR^a, OC(O)R^b, OC(O)NR^cR^d, NR^cR^d, NR^cC(O)R^d, NR^cC(O)OR^a, S(O)R^b, S(O)NR^cR^d, S(O)₂R^b, or S(O)₂NR^cR^d;

R¹⁵ is H, halo, C₁₋₄ alkyl, C₁₋₄ haloalkyl, aryl, cycloalkyl, heteroaryl, heterocycloalkyl, CN, NO₂, OR^a, SR^a, C(O)R^b, C(O)NR^cR^d, C(O)OR^a, OC(O)R^b, OC(O)NR^cR^d, NR^cR^d, NR^cC(O)R^d, NR^cC(O)OR^a, S(O)R^b, S(O)NR^cR^d, S(O)₂R^b, or S(O)₂NR^cR^d;

R¹⁶ is halo, C₁₋₄ alkyl, C₁₋₄ haloalkyl, aryl, cycloalkyl, heteroaryl, heterocycloalkyl, CN, NO₂, OR^a, SR^a, C(O)R^b, C(O)NR^cR^d, C(O)OR^a, OC(O)R^b, OC(O)NR^cR^d, NR^cR^d, NR^cC(O)R^d, NR^cC(O)OR^a, S(O)R^b, S(O)NR^cR^d, S(O)₂R^b, or S(O)₂NR^cR^d;

W, W' and W'' are each, independently, absent, C₁₋₆ alkynyl, C₂₋₆ alkenyl, C₂₋₆ alkynyl, O, S, NR^e, CO, COO, CONR^e, SO, SO₂, SONR^e, or NR^eCONR^f, wherein said C₁₋₆ alkynyl, C₂₋₆ alkenyl, C₂₋₆ alkynyl are each optionally substituted by 1, 2 or 3 halo, OH, C₁₋₄ alkoxy, C₁₋₄ haloalkoxy, amino, C₁₋₄ alkylamino or C₂₋₈ dialkylamino;

X, X' and X'' are each, independently, absent, C₁₋₆ alkynyl, C₂₋₆ alkenyl, C₂₋₆ alkynyl, aryl, cycloalkyl, heteroaryl or heterocycloalkyl, wherein said C₁₋₆ alkynyl, C₂₋₆ alkenyl, C₂₋₆ alkynyl, aryl, cycloalkyl, heteroaryl or heterocycloalkyl is optionally substituted by one or more halo, oxo, CN, NO₂, OH, C₁₋₄ alkoxy, C₁₋₄ haloalkoxy, amino, C₁₋₄ alkylamino or C₂₋₈ dialkylamino;

Y, Y' and Y'' are each, independently, absent, C₁₋₆ alkynyl, C₂₋₆ alkenyl, C₂₋₆ alkynyl, O, S, NR^e, CO, COO, CONR^e, SO, SO₂, SONR^e, or NR^eCONR^f, wherein said C₁₋₆ alkynyl, C₂₋₆ alkenyl, C₂₋₆ alkynyl are each optionally substituted by 1, 2 or 3 halo, OH, C₁₋₄ alkoxy, C₁₋₄ haloalkoxy, amino, C₁₋₄ alkylamino or C₂₋₈ dialkylamino;

Z, Z' and Z'' are each, independently, H, halo, CN, NO₂, OH, C₁₋₄ alkoxy, C₁₋₄ haloalkoxy, amino, C₁₋₄ alkylamino, C₂₋₈ dialkylamino, C₁₋₆ alkyl, C₂₋₆ alkenyl, C₂₋₆ alkynyl, aryl, cycloalkyl, heteroaryl or heterocycloalkyl, wherein said C₁₋₆ alkyl, C₂₋₆ alkenyl, C₂₋₆ alkynyl, aryl, cycloalkyl, heteroaryl or heterocycloalkyl is optionally substituted by 1, 2 or 3 halo, oxo, C₁₋₆ alkyl, C₂₋₆ alkenyl,

C₂₋₆ alkynyl, C₁₋₄ haloalkyl, aryl, cycloalkyl, heteroaryl, heterocycloalkyl, CN, NO₂, OR^a, SR^a, C(O)R^b, C(O)NR^cR^d, C(O)OR^a, OC(O)R^b, OC(O)NR^cR^d, NR^cR^d, NR^cC(O)R^d, NR^cC(O)OR^a, NR^cS(O)₂R^b, S(O)R^b, S(O)NR^cR^d, S(O)₂R^b, or S(O)₂NR^cR^d;

wherein two -W-X-Y-Z attached to the same atom optionally form a 3-20 membered cycloalkyl or heterocycloalkyl group, each optionally substituted by 1, 2 or 3 -W''-X''-Y''-Z'';

wherein two -W'-X'-Y'-Z' attached to the same atom optionally form a 3-20 membered cycloalkyl or heterocycloalkyl group, each optionally substituted by 1, 2 or 3 -W''-X''-Y''-Z'';

wherein -W-X-Y-Z is other than H;

wherein -W'-X'-Y'-Z' is other than H;

wherein -W''-X''-Y''-Z'' is other than H;

R^a, R^{a'} and R^{a''} are each, independently, H, C₁₋₆ alkyl, C₁₋₆ haloalkyl, C₂₋₆ alkenyl, C₂₋₆ alkynyl, aryl, cycloalkyl, heteroaryl or heterocycloalkyl, wherein said C₁₋₆ alkyl, C₁₋₆ haloalkyl, C₂₋₆ alkenyl, C₂₋₆ alkynyl, aryl, cycloalkyl, heteroaryl or heterocycloalkyl; heterocycloalkyl, heterocycloalkylalkyl is optionally substituted with H, OH, amino, halo, C₁₋₆ alkyl, C₁₋₆ haloalkyl, aryl, arylalkyl, heteroaryl, heteroarylalkyl, cycloalkyl or heterocycloalkyl;

R^b, R^{b'} and R^{b''} are each, independently, H, C₁₋₆ alkyl, C₁₋₆ haloalkyl, C₂₋₆ alkenyl, C₂₋₆ alkynyl, aryl, cycloalkyl, heteroaryl, heterocycloalkyl, arylalkyl, heteroarylalkyl, cycloalkylalkyl or heterocycloalkylalkyl, wherein said C₁₋₆ alkyl, C₁₋₆ haloalkyl, C₂₋₆ alkenyl, C₂₋₆ alkynyl, aryl, cycloalkyl, heteroaryl, heterocycloalkyl, arylalkyl, heteroarylalkyl, cycloalkylalkyl or heterocycloalkylalkyl is optionally substituted with H, OH, amino, halo, C₁₋₆ alkyl, C₁₋₆ haloalkyl, C₁₋₆ haloalkyl, aryl, arylalkyl, heteroaryl, heteroarylalkyl, cycloalkyl or heterocycloalkyl;

R^c and R^d are each, independently, H, C₁₋₁₀ alkyl, C₁₋₆ haloalkyl, C₂₋₆ alkenyl, C₂₋₆ alkynyl, aryl, heteroaryl, cycloalkyl, heterocycloalkyl, arylalkyl, heteroarylalkyl, cycloalkylalkyl or heterocycloalkylalkyl, wherein said C₁₋₁₀ alkyl, C₁₋₆ haloalkyl, C₂₋₆ alkenyl, C₂₋₆ alkynyl, aryl, heteroaryl, cycloalkyl, heterocycloalkyl, arylalkyl, heteroarylalkyl, cycloalkylalkyl or heterocycloalkylalkyl is optionally substituted with H, OH, amino, halo, C₁₋₆ alkyl, C₁₋₆ haloalkyl, C₁₋₆ haloalkyl, aryl, arylalkyl, heteroaryl, heteroarylalkyl, cycloalkyl or heterocycloalkyl;

or R^c and R^d together with the N atom to which they are attached form a 4-, 5-, 6- or 7-membered heterocycloalkyl group;

R^{c'} and R^{d'} are each, independently, H, C₁₋₁₀ alkyl, C₁₋₆ haloalkyl, C₂₋₆ alkenyl, C₂₋₆ alkynyl, aryl, heteroaryl, cycloalkyl, heterocycloalkyl, arylalkyl, heteroarylalkyl, cycloalkylalkyl or heterocycloalkylalkyl, wherein said C₁₋₁₀ alkyl, C₁₋₆ haloalkyl, C₂₋₆ alkenyl, C₂₋₆ alkynyl, aryl, heteroaryl, cycloalkyl, heterocycloalkyl, arylalkyl, heteroarylalkyl, cycloalkylalkyl or heterocycloalkylalkyl is optionally substituted with H, OH, amino, halo, C₁₋₆ alkyl, C₁₋₆ haloalkyl, C₁₋₆ haloalkyl, aryl, arylalkyl, heteroaryl, heteroarylalkyl, cycloalkyl or heterocycloalkyl;

or R^{c'} and R^{d'} together with the N atom to which they are attached form a 4-, 5-, 6- or 7-membered heterocycloalkyl group;

$R^{c''}$ and $R^{d''}$ are each, independently, H, C_{1-10} alkyl, C_{1-6} haloalkyl, C_{2-6} alkenyl, C_{2-6} alkynyl, aryl, heteroaryl, cycloalkyl, heterocycloalkyl, arylalkyl, heteroarylalkyl, cycloalkylalkyl or heterocycloalkylalkyl, wherein said C_{1-10} alkyl, C_{1-6} haloalkyl, C_{2-6} alkenyl, C_{2-6} alkynyl, aryl, heteroaryl, cycloalkyl, heterocycloalkyl, arylalkyl, heteroarylalkyl, cycloalkylalkyl or heterocycloalkylalkyl is optionally substituted with H, OH, amino, halo, C_{1-6} alkyl, C_{1-6} haloalkyl, C_{1-6} haloalkyl, aryl, arylalkyl, heteroaryl, heteroarylalkyl, cycloalkyl or heterocycloalkyl;

or $R^{c''}$ and $R^{d''}$ together with the N atom to which they are attached form a 4-, 5-, 6- or 7-membered heterocycloalkyl group;

R^e and R^f are each, independently, H, C_{1-10} alkyl, C_{1-6} haloalkyl, C_{2-6} alkenyl, C_{2-6} alkynyl, aryl, heteroaryl, cycloalkyl, heterocycloalkyl, arylalkyl, heteroarylalkyl, cycloalkylalkyl or heterocycloalkylalkyl, wherein said C_{1-10} alkyl, C_{1-6} haloalkyl, C_{2-6} alkenyl, C_{2-6} alkynyl, aryl, heteroaryl, cycloalkyl, heterocycloalkyl, arylalkyl, heteroarylalkyl, cycloalkylalkyl or heterocycloalkylalkyl is optionally substituted with H, OH, amino, halo, C_{1-6} alkyl, C_{1-6} haloalkyl, C_{1-6} haloalkyl, aryl, arylalkyl, heteroaryl, heteroarylalkyl, cycloalkyl or heterocycloalkyl;

or R^e and R^f together with the N atom to which they are attached form a 4-, 5-, 6- or 7-membered heterocycloalkyl group;

m is 0, 1, 2 or 3;

n_1 is 1, 2, 3 or 4;

n_2 is 0, 1, 2, 3 or 4;

n_3 is 0, 1, 2, 3 or 4;

p is 0, 1 or 2;

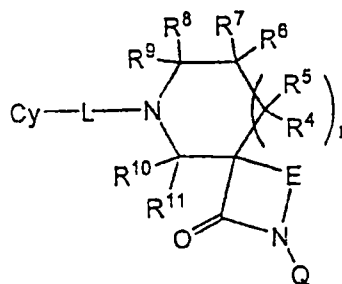
q_1 is 0, 1 or 2;

q_2 is 0, 1 or 2; and

r is 0, 1 or 2.

67. The method of claim 66 wherein said modulating is inhibiting.

68. Use of a compound of Formula I:



or a pharmaceutically acceptable salt or prodrug thereof in the manufacture of a medicament for treating a disease in a patient, wherein said disease is associated with expression or activity of 11 β HSD1 or MR,

I

wherein:

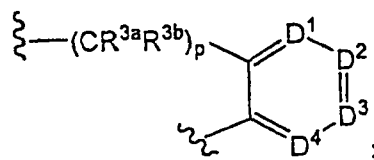
Cy is aryl, heteroaryl, cycloalkyl, or heterocycloalkyl, each optionally substituted with 1, 2, 3, 4 or 5 -W-X-Y-Z;

L is $(CR^{12}R^{13})_{q1}$, $(CR^{12}R^{13})_{q1}O(CR^{12}R^{13})_{q2}$, $(CR^{12}R^{13})_{q1}S(CR^{12}R^{13})_{q2}$, $(CR^{12}R^{13})_{q1}SO_2(CR^{12}R^{13})_{q2}$, $(CR^{12}R^{13})_{q1}SO(CR^{12}R^{13})_{q2}$, or $(CR^{12}R^{13})_{q1}CO(CR^{12}R^{13})_{q2}$;

Q is $-(CR^1R^2)_m-A$;

A is aryl, heteroaryl, cycloalkyl, or heterocycloalkyl, each optionally substituted with 1, 2, 3, 4 or 5 -W'-X'-Y'-Z';

E is $-(CR^{3a}R^{3b})_{n1}-$, $-(CR^{3a}R^{3b})_{n2}CO-$, $-(CR^{3a}R^{3b})_{n2}OCO-$, $-(CR^{3a}R^{3b})_{n2}SO-$, $-(CR^{3a}R^{3b})_{n2}SO_2-$, $-(CR^{3a}R^{3b})_{n2}NR^{3c}-$, $-(CR^{3a}R^{3b})_{n3}CONR^{3c}-$, $-(CR^{3a}R^{3b})_{n2}NR^{3c}CO-$, or a group of formula:



D^1 , D^2 , D^3 and D^4 are each N or CR^{15} ;

R^1 and R^2 are each, independently, H or C_{1-8} alkyl;

R^{3a} and R^{3b} are each, independently, H, $OC(O)R^a$, $OC(O)OR^b$, $C(O)OR^b$, $OC(O)NR^cR^d$, NR^cR^d , $NR^cC(O)R^a$, $NR^cC(O)OR^b$, $S(O)R^a$, $S(O)NR^cR^d$, $S(O)_2R^a$, $S(O)_2NR^cR^d$, OR^b , SR^b , halo, C_{1-10} alkyl, C_{1-10} haloalkyl, C_{2-10} alkenyl, C_{2-10} alkynyl, aryl, cycloalkyl, heteroaryl, heterocycloalkyl, arylalkyl, heteroarylalkyl, cycloalkylalkyl or heterocycloalkylalkyl, wherein said C_{1-10} alkyl, C_{1-10} haloalkyl, C_{2-10} alkenyl, C_{2-10} alkynyl, aryl, cycloalkyl, heteroaryl, heterocycloalkyl, arylalkyl, heteroarylalkyl, cycloalkylalkyl or heterocycloalkylalkyl is optionally substituted by R^{16} ;

R^{3c} is H, C_{1-4} alkyl, C_{1-4} haloalkyl, C_{2-4} alkenyl, C_{2-4} alkynyl, or $CO-(C_{1-4}$ alkyl);

R^4 , R^5 , R^6 , R^7 , R^8 , R^9 , R^{10} and R^{11} are each, independently, H, $OC(O)R^a$, $OC(O)OR^b$, $C(O)OR^b$, $OC(O)NR^cR^d$, NR^cR^d , $NR^cC(O)R^a$, $NR^cC(O)OR^b$, $S(O)R^a$, $S(O)NR^cR^d$, $S(O)_2R^a$, $S(O)_2NR^cR^d$, OR^b , SR^b , halo, C_{1-10} alkyl, C_{1-10} haloalkyl, C_{2-10} alkenyl, C_{2-10} alkynyl, aryl, cycloalkyl, heteroaryl, heterocycloalkyl, arylalkyl, heteroarylalkyl, cycloalkylalkyl or heterocycloalkylalkyl, wherein said C_{1-10} alkyl, C_{1-10} haloalkyl, C_{2-10} alkenyl, C_{2-10} alkynyl, aryl, cycloalkyl, heteroaryl, heterocycloalkyl, arylalkyl, heteroarylalkyl, cycloalkylalkyl or heterocycloalkylalkyl is optionally substituted by R^{14} ;

or R^4 and R^5 together with the carbon atom to which they are attached form a 3-14 membered cycloalkyl or heterocycloalkyl group which is optionally substituted by R^{14} ;

or R^6 and R^7 together with the carbon atom to which they are attached form a 3-14 membered cycloalkyl or heterocycloalkyl group which is optionally substituted by R^{14} ;

or R⁸ and R⁹ together with the carbon atom to which they are attached form a 3-14 membered cycloalkyl or heterocycloalkyl group which is optionally substituted by R¹⁴;

or R¹⁰ and R¹¹ together with the carbon atom to which they are attached form a 3-14 membered cycloalkyl or heterocycloalkyl group which is optionally substituted by R¹⁴;

or R⁴ and R⁶ together with the carbon atom to which they are attached form a 3-7 membered fused cycloalkyl group or 3-7 membered fused heterocycloalkyl group which is optionally substituted by R¹⁴;

or R⁶ and R⁸ together with the carbon atom to which they are attached form a 3-7 membered fused cycloalkyl group or 3-7 membered fused heterocycloalkyl group which is optionally substituted by R¹⁴;

or R⁴ and R⁹ together form a C₁₋₃ alkylene bridge which is optionally substituted by R¹⁴;

or R⁴ and R¹⁰ together form a C₁₋₃ alkylene bridge which is optionally substituted by R¹⁴;

or R⁶ and R¹⁰ together form a C₁₋₃ alkylene bridge which is optionally substituted by R¹⁴;

or R⁹ and R¹⁰ together form a C₁₋₃ alkylene bridge which is optionally substituted by R¹⁴;

R¹² and R¹³ are each, independently, H, halo, C₁₋₄ alkyl, C₁₋₄ haloalkyl, aryl, cycloalkyl, heteroaryl, heterocycloalkyl, CN, NO₂, OR^a, SR^a, C(O)R^b, C(O)NR^cR^d, C(O)OR^a, OC(O)R^b, OC(O)NR^cR^d, NR^cR^d, NR^cC(O)R^d, NR^cC(O)OR^a, S(O)R^b, S(O)NR^cR^d, S(O)₂R^b, or S(O)₂NR^cR^d;

R¹⁴ is halo, C₁₋₄ alkyl, C₁₋₄ haloalkyl, aryl, cycloalkyl, heteroaryl, heterocycloalkyl, CN, NO₂, OR^a, SR^a, C(O)R^b, C(O)NR^cR^d, C(O)OR^a, OC(O)R^b, OC(O)NR^cR^d, NR^cR^d, NR^cC(O)R^d, NR^cC(O)OR^a, S(O)R^b, S(O)NR^cR^d, S(O)₂R^b, or S(O)₂NR^cR^d;

R¹⁵ is H, halo, C₁₋₄ alkyl, C₁₋₄ haloalkyl, aryl, cycloalkyl, heteroaryl, heterocycloalkyl, CN, NO₂, OR^a, SR^a, C(O)R^b, C(O)NR^cR^d, C(O)OR^a, OC(O)R^b, OC(O)NR^cR^d, NR^cR^d, NR^cC(O)R^d, NR^cC(O)OR^a, S(O)R^b, S(O)NR^cR^d, S(O)₂R^b, or S(O)₂NR^cR^d;

R¹⁶ is halo, C₁₋₄ alkyl, C₁₋₄ haloalkyl, aryl, cycloalkyl, heteroaryl, heterocycloalkyl, CN, NO₂, OR^a, SR^a, C(O)R^b, C(O)NR^cR^d, C(O)OR^a, OC(O)R^b, OC(O)NR^cR^d, NR^cR^d, NR^cC(O)R^d, NR^cC(O)OR^a, S(O)R^b, S(O)NR^cR^d, S(O)₂R^b, or S(O)₂NR^cR^d;

W, W' and W'' are each, independently, absent, C₁₋₆ alkynyl, C₂₋₆ alkenyl, C₂₋₆ alkynyl, O, S, NR^e, CO, COO, CONR^e, SO, SO₂, SONR^e, or NR^eCONR^f, wherein said C₁₋₆ alkynyl, C₂₋₆ alkenyl, C₂₋₆ alkynyl are each optionally substituted by 1, 2 or 3 halo, OH, C₁₋₄ alkoxy, C₁₋₄ haloalkoxy, amino, C₁₋₄ alkylamino or C₂₋₈ dialkylamino;

X, X' and X'' are each, independently, absent, C₁₋₆ alkynyl, C₂₋₆ alkenyl, C₂₋₆ alkynyl, aryl, cycloalkyl, heteroaryl or heterocycloalkyl, wherein said C₁₋₆ alkynyl, C₂₋₆ alkenyl, C₂₋₆ alkynyl, aryl, cycloalkyl, heteroaryl or heterocycloalkyl is optionally substituted by one or more halo, oxo, CN, NO₂, OH, C₁₋₄ alkoxy, C₁₋₄ haloalkoxy, amino, C₁₋₄ alkylamino or C₂₋₈ dialkylamino;

Y, Y' and Y'' are each, independently, absent, C₁₋₆ alkynyl, C₂₋₆ alkenyl, C₂₋₆ alkynyl, C₂₋₆ alkenyl, O, S, NR^e, CO, COO, CONR^e, SO, SO₂, SONR^e, or NR^eCONR^f, wherein said C₁₋₆ alkynyl, C₂₋₆ alkenyl, C₂₋₆ alkynyl are each optionally substituted by 1, 2 or 3 halo, OH, C₁₋₄ alkoxy, C₁₋₄ haloalkoxy, amino, C₁₋₄ alkylamino or C₂₋₈ dialkylamino;

Z, Z' and Z'' are each, independently, H, halo, CN, NO₂, OH, C₁₋₄ alkoxy, C₁₋₄ haloalkoxy, amino, C₁₋₄ alkylamino, C₂₋₈ dialkylamino, C₁₋₆ alkyl, C₂₋₆ alkenyl, C₂₋₆ alkynyl, aryl, cycloalkyl, heteroaryl or heterocycloalkyl, wherein said C₁₋₆ alkyl, C₂₋₆ alkenyl, C₂₋₆ alkynyl, aryl, cycloalkyl, heteroaryl or heterocycloalkyl is optionally substituted by 1, 2 or 3 halo, oxo, C₁₋₆ alkyl, C₂₋₆ alkenyl, C₂₋₆ alkynyl, C₁₋₄ haloalkyl, aryl, cycloalkyl, heteroaryl, heterocycloalkyl, CN, NO₂, OR^a, SR^a, C(O)R^b, C(O)NR^cR^d, C(O)OR^a, OC(O)R^b, OC(O)NR^cR^d, NR^cR^d, NR^cC(O)R^d, NR^cC(O)OR^a, NR^cS(O)₂R^b, S(O)R^b, S(O)NR^cR^d, S(O)₂R^b, or S(O)₂NR^cR^d;

wherein two -W-X-Y-Z attached to the same atom optionally form a 3-20 membered cycloalkyl or heterocycloalkyl group, each optionally substituted by 1, 2 or 3 -W''-X''-Y''-Z'';

wherein two -W'-X'-Y'-Z' attached to the same atom optionally form a 3-20 membered cycloalkyl or heterocycloalkyl group, each optionally substituted by 1, 2 or 3 -W''-X''-Y''-Z'';

wherein -W-X-Y-Z is other than H;

wherein -W'-X'-Y'-Z' is other than H;

wherein -W''-X''-Y''-Z'' is other than H;

R^a, R^{a'} and R^{a''} are each, independently, H, C₁₋₆ alkyl, C₁₋₆ haloalkyl, C₂₋₆ alkenyl, C₂₋₆ alkynyl, aryl, cycloalkyl, heteroaryl or heterocycloalkyl, wherein said C₁₋₆ alkyl, C₁₋₆ haloalkyl, C₂₋₆ alkenyl, C₂₋₆ alkynyl, aryl, cycloalkyl, heteroaryl or heterocycloalkyl; heterocycloalkyl, heterocycloalkylalkyl is optionally substituted with H, OH, amino, halo, C₁₋₆ alkyl, C₁₋₆ haloalkyl, aryl, arylalkyl, heteroaryl, heteroarylalkyl, cycloalkyl or heterocycloalkyl;

R^b, R^{b'} and R^{b''} are each, independently, H, C₁₋₆ alkyl, C₁₋₆ haloalkyl, C₂₋₆ alkenyl, C₂₋₆ alkynyl, aryl, cycloalkyl, heteroaryl, heterocycloalkyl, arylalkyl, heteroarylalkyl, cycloalkylalkyl or heterocycloalkylalkyl, wherein said C₁₋₆ alkyl, C₁₋₆ haloalkyl, C₂₋₆ alkenyl, C₂₋₆ alkynyl, aryl, cycloalkyl, heteroaryl, heterocycloalkyl, arylalkyl, heteroarylalkyl, cycloalkylalkyl or heterocycloalkylalkyl is optionally substituted with H, OH, amino, halo, C₁₋₆ alkyl, C₁₋₆ haloalkyl, C₁₋₆ haloalkyl, aryl, arylalkyl, heteroaryl, heteroarylalkyl, cycloalkyl or heterocycloalkyl;

R^c and R^d are each, independently, H, C₁₋₁₀ alkyl, C₁₋₆ haloalkyl, C₂₋₆ alkenyl, C₂₋₆ alkynyl, aryl, heteroaryl, cycloalkyl, heterocycloalkyl, arylalkyl, heteroarylalkyl, cycloalkylalkyl or heterocycloalkylalkyl, wherein said C₁₋₁₀ alkyl, C₁₋₆ haloalkyl, C₂₋₆ alkenyl, C₂₋₆ alkynyl, aryl, heteroaryl, cycloalkyl, heterocycloalkyl, arylalkyl, heteroarylalkyl, cycloalkylalkyl or heterocycloalkylalkyl is optionally substituted with H, OH, amino, halo, C₁₋₆ alkyl, C₁₋₆ haloalkyl, C₁₋₆ haloalkyl, aryl, arylalkyl, heteroaryl, heteroarylalkyl, cycloalkyl or heterocycloalkyl;

or R^c and R^d together with the N atom to which they are attached form a 4-, 5-, 6- or 7-membered heterocycloalkyl group;

R^{c'} and R^{d'} are each, independently, H, C₁₋₁₀ alkyl, C₁₋₆ haloalkyl, C₂₋₆ alkenyl, C₂₋₆ alkynyl, aryl, heteroaryl, cycloalkyl, heterocycloalkyl, arylalkyl, heteroarylalkyl, cycloalkylalkyl or heterocycloalkylalkyl, wherein said C₁₋₁₀ alkyl, C₁₋₆ haloalkyl, C₂₋₆ alkenyl, C₂₋₆ alkynyl, aryl, heteroaryl, cycloalkyl, heterocycloalkyl, arylalkyl, heteroarylalkyl, cycloalkylalkyl or heterocycloalkylalkyl is optionally substituted with H, OH, amino, halo, C₁₋₆ alkyl, C₁₋₆ haloalkyl, C₁₋₆ haloalkyl, aryl, arylalkyl, heteroaryl, heteroarylalkyl, cycloalkyl or heterocycloalkyl;

or R^{c'} and R^{d'} together with the N atom to which they are attached form a 4-, 5-, 6- or 7-membered heterocycloalkyl group;

R^{c''} and R^{d''} are each, independently, H, C₁₋₁₀ alkyl, C₁₋₆ haloalkyl, C₂₋₆ alkenyl, C₂₋₆ alkynyl, aryl, heteroaryl, cycloalkyl, heterocycloalkyl, arylalkyl, heteroarylalkyl, cycloalkylalkyl or heterocycloalkylalkyl, wherein said C₁₋₁₀ alkyl, C₁₋₆ haloalkyl, C₂₋₆ alkenyl, C₂₋₆ alkynyl, aryl, heteroaryl, cycloalkyl, heterocycloalkyl, arylalkyl, heteroarylalkyl, cycloalkylalkyl or heterocycloalkylalkyl is optionally substituted with H, OH, amino, halo, C₁₋₆ alkyl, C₁₋₆ haloalkyl, C₁₋₆ haloalkyl, aryl, arylalkyl, heteroaryl, heteroarylalkyl, cycloalkyl or heterocycloalkyl;

or R^{c''} and R^{d''} together with the N atom to which they are attached form a 4-, 5-, 6- or 7-membered heterocycloalkyl group;

R^e and R^f are each, independently, H, C₁₋₁₀ alkyl, C₁₋₆ haloalkyl, C₂₋₆ alkenyl, C₂₋₆ alkynyl, aryl, heteroaryl, cycloalkyl, heterocycloalkyl, arylalkyl, heteroarylalkyl, cycloalkylalkyl or heterocycloalkylalkyl, wherein said C₁₋₁₀ alkyl, C₁₋₆ haloalkyl, C₂₋₆ alkenyl, C₂₋₆ alkynyl, aryl, heteroaryl, cycloalkyl, heterocycloalkyl, arylalkyl, heteroarylalkyl, cycloalkylalkyl or heterocycloalkylalkyl is optionally substituted with H, OH, amino, halo, C₁₋₆ alkyl, C₁₋₆ haloalkyl, C₁₋₆ haloalkyl, aryl, arylalkyl, heteroaryl, heteroarylalkyl, cycloalkyl or heterocycloalkyl;

or R^e and R^f together with the N atom to which they are attached form a 4-, 5-, 6- or 7-membered heterocycloalkyl group;

m is 0, 1, 2 or 3;

n1 is 1, 2, 3 or 4;

n2 is 0, 1, 2, 3 or 4;

n3 is 0, 1, 2, 3 or 4;

p is 0, 1 or 2;

q1 is 0, 1 or 2;

q2 is 0, 1 or 2; and

r is 0, 1 or 2.

69. The use of claim 68 wherein said disease is obesity, diabetes, glucose intolerance, insulin resistance, hyperglycemia, hypertension, hyperlipidemia, cognitive impairment, depression, dementia, glaucoma, cardiovascular disorders, osteoporosis, inflammation, a cardiovascular, renal or inflammatory disease, heart failure, atherosclerosis, arteriosclerosis, coronary artery disease,

thrombosis, angina, peripheral vascular disease, vascular wall damage, stroke, dyslipidemia, hyperlipoproteinaemia, diabetic dyslipidemia, mixed dyslipidemia, hypercholesterolemia, hypertriglyceridemia, metabolic syndrome or general aldosterone-related target organ damage.

70. The compound of any one of claims 1 to 64, substantially as herein described with reference to and as illustrated in any of the examples.

71. The composition of claim 65, substantially as herein described with reference to and as illustrated in any of the examples.

72. The method of claim 66 or claim 67, substantially as herein described with reference to and as illustrated in any of the examples.

73. Use of claim 68 or claim 69, substantially as herein described with reference to and as illustrated in any of the examples.