(No Model.)

E. LYON.

TRAVELING BAG.

No. 359,219. Patented Mar. 8, 1887.

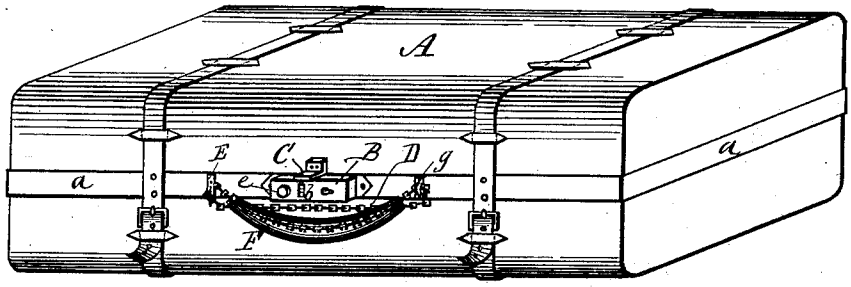

Fig. 1.

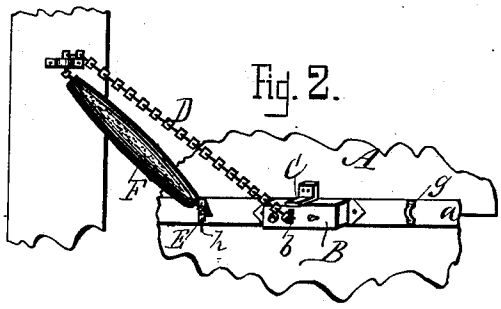

Fig. 2.

Fig. 3.

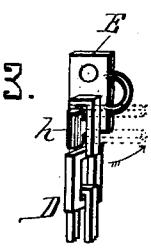

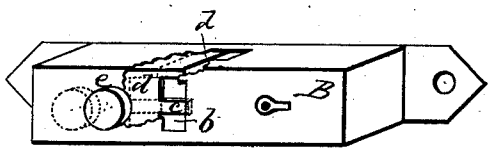

Fig. 4.

Witnesses:

Wm. W. Chapin

D. Kichel

Inventor:

Edmund Lyon

N. PETERS, Photo-Lithographer, Washington, D. C.

UNITED STATES PATENT OFFICE.

EDMUND LYON, OF ROCHESTER, NEW YORK.

TRAVELING-BAG.

SPECIFICATION forming part of Letters Patent No. 359,219, dated March 8, 1887.

Application filed March 22, 1886. Serial No. 196,180. (No model.)

To all whom it may concern:

Be it known that I, EDMUND LYON, a citizen of the United States, residing at Rochester, Monroe county, and State of New York, have invented certain new and useful Improvements in Portable Cases, of which the following is a specification.

My invention relates to a security device or attachment for portable cases, being of especial utility in connection with traveling cases and bags; and the object is to provide a safe and easy way of securing the case to some other object. I attain this object by means of a chain attached by one end to the case and a locking device which receives and secures the other end, as illustrated in the accompanying drawings, in which—

Figure 1 is a view in perspective of the device when the chain is not attached to another object. Fig. 2 is a view in perspective of the device when the chain is attached to another object. Figs. 3 and 4 are detail views.

Similar letters refer to similar parts throughout the several views.

A is an ordinary traveling-case, having the lock B and hasp C. The chain D is permanently attached by one end to the frame *a* of the case A, substantially as described, by means of the plate E, which is riveted thereto.

In the lock B is the opening *b*, which is adapted to admit the final link of the chain D. Across this opening lies the spur *c* of the lock-piece *d*. For the lock B any one of a very large variety of locks may be substituted, since the additional opening *b* and spur *c* do not necessitate any change elsewhere in the mechanism of the lock.

I have selected the style of lock shown in the drawings simply because of its very general use upon traveling-cases. It is exceedingly simple in its construction, consisting mainly of a lock-piece, *d*, with the thumb-piece *e* attached, and a pawl which is operated by means of the key, being so adjusted that when the key is turned in one direction the pawl is thrown against the lock-piece, firmly securing it in position, and when the key is turned in the opposite direction the pawl is thrown away from the lock-piece, thereby releasing it and permitting it to be operated by means of the thumb-piece.

To secure the case A, substantially as described, to another object, the free end of the chain D is passed through or around the object, its final link inserted into the opening *b* and the spur *c* passed through it, in which position it is securely held by a turn of the key in the lock B. As *c* is a spur of the lock-piece which secures the hasp C, the locking of the case and of the security device is accomplished at the same time and by means of the same mechanism. When the chain D is not being thus employed, its free end is passed through the loop *g*, which is riveted to the frame *a*, and its final link attached by means of a catch, as indicated in Fig. 3. This catch may consist of the plate E, with its T-shaped lug L; but, if desired, a catch of different construction may be made to answer the purpose equally well. Thus arranged, it affords a convenient means for moving or lifting the case A, and is further adapted to this purpose by the leather handle F, which incases a portion of it.

Having described my invention, what I desire to claim and secure by Letters Patent is—

1. The combination, with a case, substantially as described, provided with a chain, of a lock constructed with two openings, one of which is adapted to receive the hasp and the other the end of the chain, said lock having one of its pieces adapted to secure the chain after its end is inserted in the proper opening, substantially as shown and described.

2. The combination, with a case having a lock attached thereto, of a chain attached at one end to the case, said lock being adapted to secure the other end of said chain by means of a spur of its lock-piece which passes through the final link, substantially as shown and described.

3. The combination, with a case, substantially as described, of a chain attached by one end to the case, and a catch on the case, whereby the free end of the chain may be attached to or detached from the case without opening the case, substantially as shown and described.

EDMUND LYON.

Witnesses:
WM. W. CHAPIN,
C. D. KIEHEL.