

(19) World Intellectual Property Organization
International Bureau



(43) International Publication Date
19 February 2004 (19.02.2004)

PCT

(10) International Publication Number
WO 2004/015542 A2

- (51) International Patent Classification⁷: **G06F**
- (21) International Application Number:
PCT/US2003/025092
- (22) International Filing Date: 12 August 2003 (12.08.2003)
- (25) Filing Language: English
- (26) Publication Language: English
- (30) Priority Data:
60/402,805 12 August 2002 (12.08.2002) US

(81) Designated States (*national*): AE, AG, AL, AM, AT, AU, AZ, BA, BB, BG, BR, BY, BZ, CA, CH, CN, CO, CR, CU, CZ, DE, DK, DM, DZ, EC, EE, ES, FI, GB, GD, GE, GH, GM, HR, HU, ID, IL, IN, IS, JP, KE, KG, KP, KR, KZ, LC, LK, LR, LS, LT, LU, LV, MA, MD, MG, MK, MN, MW, MX, MZ, NI, NO, NZ, OM, PG, PH, PL, PT, RO, RU, SC, SD, SE, SG, SK, SL, SY, TJ, TM, TN, TR, TT, TZ, UA, UG, US, UZ, VC, VN, YU, ZA, ZM, ZW.

(84) Designated States (*regional*): ARIPO patent (GH, GM, KE, LS, MW, MZ, SD, SL, SZ, TZ, UG, ZM, ZW), Eurasian patent (AM, AZ, BY, KG, KZ, MD, RU, TJ, TM), European patent (AT, BE, BG, CH, CY, CZ, DE, DK, EE, ES, FI, FR, GB, GR, HU, IE, IT, LU, MC, NL, PT, RO, SE, SI, SK, TR), OAPI patent (BF, BJ, CF, CG, CI, CM, GA, GN, GQ, GW, ML, MR, NE, SN, TD, TG).

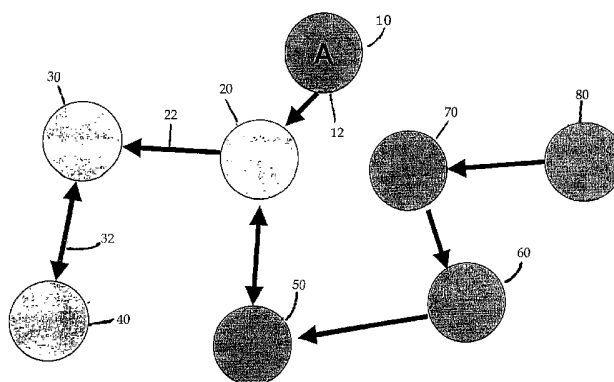
- (71) Applicant and
- (72) Inventor: POOL, Kenneth, D., Jr. [US/US]; Suite 850, 2515 McKinney Avenue, Dallas, TX 75201 (US).
- (74) Agents: SORENSEN, Douglas, A. et al.; Sidley Austin Brown & Wood LLP, Suite 3400, 717 North Harwood, Dallas, TX 75201 (US).

Published:
— without international search report and to be republished upon receipt of that report

For two-letter codes and other abbreviations, refer to the "Guidance Notes on Codes and Abbreviations" appearing at the beginning of each regular issue of the PCT Gazette.

(54) Title: METHOD FOR CONTROLLING ACCESS TO INFORMATIONAL OBJECTS

Web of Trust



(57) Abstract: The described embodiments of invention comprises a method and an apparatus for regulating access to objects by authorized entities. Authorized entities are entities authorized for access by either an owner entity of the regulated object or an entity authorized to authorize access to the regulated object. Each user, which may be a physical person or another information system, is identified using standard user validation techniques. When an object is first created or introduced to the system, that information is associated with an owner, who is one user on the system. The present embodiment allows the owner to define relationships with other users, either generally or regarding a particular object. The owner may or may not have trusted relationships with other users. A second user that has a trusted relationship with the owner automatically has access to the object without additional intervention by the owner. In addition, the second user may have a trusted relationship with another user. In the above example, the records administrator may have an assistant. This third user will also have access to the records. This Web of Trust may link users infinitely, but such a case would create an undue risk of compromise of the information. Thus, the present embodiment includes a facility for the owner to designate a maximum number of trusted links from the owner and other users.

WO 2004/015542 A2

METHOD FOR CONTROLLING ACCESS TO INFORMATIONAL OBJECTS

RELATED APPLICATIONS

This application claims the benefit of the filing date of U.S. Provisional Application
5 Serial No. 60/401,805 filed August 12, 2002, the entire contents of which are hereby
incorporated into this specification by reference.

TECHNICAL FIELD

The invention relates generally to a method and an apparatus for regulating access to
objects. In particular, the invention relates to a system and method for controlling access to
10 informational objects in a database system.

BACKGROUND OF THE INVENTION

Data is power. Entities capture data about other entities. A question naturally arises
as to the ownership of that data. Does the entity that captures the data own the data? Does
the entity that the data is about own the data? So long as the captured data was held behind
15 "closed" doors (i.e. on a local computer or littled intra-firm network of computers) of the
capturing entity and used in isolation behind those doors the question was of limited and
isolated importance. So long as a minimal set of data was captured the question had minimal
importance. So long as the use of the captured data was not extensive the importance of the
question was not extensive. This has all changed. Information technology has increased
20 connectedness to captured data. This increased connectedness has moved the data from
behind closed doors out into the world. This increased connectedness has allowed the
aggregation of minimal individual sets of data into massive, dynamic collections of data.
This increased connectedness has provided access so that more and more use is made of the
data. When data is used it is to someone's benefit and frequently to someone else's
25 detriment. The question of ownership is now crucial.

Generally, ownership implies an ability to control or regulate certain uses of an object. This implies that an operational definition of ownership must consider the object, the use, and the entity or entities that have control over that use of that object. The below described embodiments of the invention relate to a system and method to regulate the uses of objects by entities.

There is a growing concern over confidentiality of healthcare data. This growth is fueled by recent or impending increases in connectivity related to healthcare data. These increases are leading to healthcare data no longer being held behind the closed doors of the providers, aggregation of healthcare data across multiple sources, and potential access to the healthcare data by more and more entities. The concern over confidentiality is in great part a concern that the eventual use of the data by someone for their own benefit will be to the detriment of the patient. That detriment may be discrimination reducing employment, insurance, and financial opportunities. That detriment may something as "simple" as social embarrassment. The prevailing attitude is that with few exceptions the healthcare data of a patient should not be used to their detriment. The method of this patent is not limited in application to healthcare data but the problems of healthcare data generally serve well as examples to illustrate the execution of this method as it might be embodied and will be used as such in this patent.

Conventionally, entities protect objects by providing an access code, a key, a password, or the like, to those entities to which the owning entity would like to grant access. If an owning entity desires to grant access to the object(s) to another entity, the owning entity provides that entity an access code. Likewise, if an entity that holds an access code requires that a third party be granted access, the owning entity must issue an additional access code to the third party.

Commonly, however, when an entity that holds an access code requires that a third party be granted access, the entity holding the access code often divulges its access code to the third party so it may gain access. This weakens the access regulatory power of the system and fails to provide an accurate access log of entities accessing the object.

For example, if a doctor requires that his nurse have access to a patient's medical file, either the patient must grant the nurse access or, more commonly, the doctor provides the

nurse with the doctor's access code with which the nurse utilizes to gain access to the patient's medical file. The act of the doctor disclosing his access code is an expression of trust between the doctor and the nurse but there is no documentation of or control over this relationship of trust. Thus, when the nurse uses the doctor's access code to access the records, an individual for whom there is no documented authorization, i.e. the nurse, has accessed the records, there is no documentation that the nurse has gained access, and there may be erroneous documentation that the doctor accessed the records. While this example illustrates a problem in the area of healthcare records, the same is true for any regulated-access object.

SUMMARY

The described embodiments of invention comprises a method and an apparatus for regulating access to objects by authorized entities. Authorized entities are entities authorized for access by either an owner entity of the regulated object or an entity authorized to
5 authorize access to the regulated object.

Each user, which may be a physical person or another information system, is identified using standard user validation techniques. When an object is first created or introduced to the system, that information is associated with an owner, who is one user on the system. The present embodiment allows the owner to define relationships with other users,
10 either generally or regarding a particular object. The owner may or may not have trusted relationships with other users. A second user that has a trusted relationship with the owner automatically has access to the object without additional intervention by the owner. For example, a doctor would usually establish a trusted relationship with her records administrator. Thus, the administrator will have access to all records created by the doctor.

15 In addition, the second user may have a trusted relationship with another user. In the above example, the records administrator may have an assistant. This third user will also have access to the records. Another user may be the doctor's insurance claim collection service. If the claim collections service's IT system is listed as a trusted user to the records administrator, they too will have access to the records. This Web of Trust may link users
20 infinitely, but such a case would create an undue risk of compromise of the information. Thus, the present embodiment includes a facility for the owner to designate a maximum number of trusted links from the owner to other users.

An additional feature of the present embodiment is the ability to designate a specific user as distrusted. A user designated by the owner as distrusted will not be allowed access to
25 the owner's object even though there is some chain of trusted relationships between the owner and the distrusted user. This provides an additional control on the extent of the Web of Trust.

DESCRIPTION OF THE DRAWING

Figure 1 is a chart illustrating a series of trusted relationships in one embodiment of the invention;

Figure 2 is a chart illustrating another series of trusted relationships; and

5 Figure 3 is a chart illustrating a series of trusted relationships as in Figure 1, but also including distrusted relationships.

DETAILED DESCRIPTION

The described embodiments of the present invention do not require that the method be embodied as an electronic or computer based product, however it is particularly well suited for such an embodiment. The method of this patent can address uses, objects, and entities that are not based in electronic environments however it is particularly well suited for the electronic uses, objects, and entities. An example of a an environment that is particularly well suited for the described embodiments is a network of clients and servers, such as Windows[®] based personal computers and servers connected locally using a well known protocol, such as Ethernet, a externally using the Internet. Preferably, the objects are stored on a server using a robust database program using, for example Microsoft's SQL Server[®], and users are authenticated using facilities available in the database program. A preferred method for distributing software including the present invention is on a magnetic or optical storage medium for installation on the servers and/or personal computers. Ideally, the user interface to a system embodying this invention would be accessed using a standardized browser, such as Internet Explorer[®] or Netscape Navigator.[®]

There are characteristics of ownership that are often subtly different for electronic uses, objects, and entities that this method is particularly well suited to address. One common difference between "physical" and "electronic" objects is that many electronic objects are inexhaustible and often multiple simultaneous instances of the same object can exist. By looking at an element of data we generally do not use it up and in this sense it is inexhaustible. Several different entities can often look at the same data at the same time and thus there are effectively multiple simultaneous instances of the same object. While there may be examples of "physical" objects with both of these characteristics they are much less common in the physical environment. Many of our preconceptions and conventions of ownership are based on the exhaustibility and singularity of physical objects. As we implement methods of regulating the uses of objects by entities, which encompass the electronic as well as the physical environments, there will by necessity be adjustments to our preconceptions and conventions of ownership.

In this description, the reference to an owner is intended to reflect the ability of the owner entity to control the access to the object(s) for that use. In this model, there can be

different entities that could control access to an object for different uses. Additionally, in this model there can be multiple entities that control access to an object for the same use. Thus, there can be multiple owners of an object.

For this method, the term entity refers to an individual, an organization, a company, a business, or a division of an organization, company, or business. The term entity may also be a collection of other entities such as associations, groups, or committees. For example, a committee is an entity that is a collection of entities that are individuals. An entity may also be an abstraction such as a role. An example would be an entity that is the "role of nurse" employed by a physician. The physician could establish the relationships between her/his role as physician and the role of "nurse". The physician would then designate a person as the individual entity currently filling this role. In the event the person for that role was to change, the physician would change only the designation of the individual entity currently filling that role from the old employee to the new employee. The "role of nurse" entity would survive changes in the individual entity that is designated as currently filling that role. The term entity may also refer to an object. For example, if an application needs to have access to another object then, in that context, the application may be considered an entity and this method allows the access to the object by this entity to be regulated just as it would be for any other type of entity. A "user" is an entity authorized to access a system, such as a database, where an object may be accessed. Users are authenticated using known authentication techniques for that system. For example, users may be given a username and password that the user must provide to gain access. Other more robust authentication techniques, such as biometric identification, PKI distribution, identification appliances or random synchronized passwords (such as the RSA SecurID[®]), may be used when the security needs justify the additional expense and inconvenience inherent in those techniques.

For this method, the term "object" includes several different concepts. Objects may comprise any data such as healthcare records, individually identifying data, financial transactions, or travel information regardless of how or where those records are stored. Objects may also comprise utilities such as computer applications, appliances, devices and hardware. Objects may also comprise areas such as physical or electronic restricted access areas or commercial/residential security systems. Objects in this method may also be collections of other objects. For example, a patient's healthcare record can be considered as

an object but that record may consist of several other objects such as the laboratory records, the radiology records, the cardiology records, and the psychiatric records. Objects in this method may also be the information about the relationship between other objects. For example, one object might be the individually identifying information about a patient and
5 another object might be the result of a HIV laboratory test. The ability to use the individually identifying information object might simply allow you to know that there exists a person by that name. The ability to use the HIV test object might simply allow you to know that there was a test performed with a specific result. The relationship between the objects is that they both refer to the same entity. Thus, having the ability to use the individually identifying
10 object, the HIV test object, and the relationship object allows you to know that a person by that name had that test result. By treating the relationship between the individually identifying data object and the HIV test object as an object in its own rights allows the regulation of this information to be handled differently than the regulation of the other two objects.

15 A "path" is a connection of a relationship or relationships between two users. A path may be a simple direct path between two users or may follow relationships serially through several users. For example, if a patient has a trust relationship to a doctor and the doctor has a trust relationship to his nurse, there is a trusted path from the patient to the nurse, even though there is no established relationship between the patient and the nurse.

20 One novel aspect of this method is based on concepts of trust and distrust. This method assumes that there are entities that a user, as an entity, knows and explicitly trusts; that there are entities that the user knows and explicitly distrusts; and that there are entities about which the user is neutral in that the user has explicit opinion as to trusting or
25 distrusting. The vast majority of the entities in the world fall into this later category either because the user does not know them or because the user does not have an opinion about them. In the preferred embodiment, a designation of explicit trust or distrust is unidirectional. That is, a first user may designate a second user as trusted, however that does not imply that the second user trusts the first user. Similarly, the first user may designate the second user as distrusted, however that does not imply that the second user
30 distrusts the first user.

In this method, the use of an object is considered a task that is performed on or with the object(s). As it applies to the uses of objects by entities, a specification of trust can often be more easily understood as willingness on one user's part for the trusted entity "to be an agent acting on my behalf" when it performs the task on or with the object(s). Similarly a
5 specification of distrust can be considered to be a statement that the user does not trust this entity to perform this task on or with the object(s). It is worthy of note that at times tasks may themselves be objects and thus may be regulated by the same methods.

Another novel aspect to this method is that within the context of the specifications of entities that are explicitly trusted or distrusted, it systematizes the relationship between a user,
10 as an entity, and those neutral entities in a fashion that can dynamically adjust these relationships without direct intervention. In a preferred embodiment of this method there exist "paths of trust" which are sequences of trust relationship elements. Each element includes an indication of an entity (the "grantor") that is granting a status of trusted to another entity (the "grantee") and may be specific to the object(s) and task(s) that are covered by the
15 relationship. A path of trust is a sequence of relationship elements such that for the first element the grantor is an entity with control of the object for the task. In the second and each subsequent element the grantee of that element is the grantor of the next element (if one exists). Thus, a path of trust between controlling entity and an entity that is requesting the right to perform a task on or with an object would be a path wherein the grantor in the first
20 element was the controlling entity and the grantee in the last element is the requesting entity. By regulating access to an object for the task specified based on the existence of a path of trust, we have established a systematic method of determining an implicit relationship of trust between the controlling entity and the requesting entity in those conditions where there is no explicit trust between the controlling entity and the requesting entity.

25 An example is illustrated in Figure 1. In Figure 1, user 10 is the owner of an object (not shown). User 10 has a trusted relationship 12 with user 20. User 20 has a trusted relationship 22 with user 30. User 30 has a trusted relationship 32 with user 40. Therefore user 40 would have access to the object for the uses encompassed by the most restrictive trusted relationship among relationships 12, 22 and 32. Another example is shown in Figure
30 2. Here, User 80 has a trusted relationship 72 with user 70. User 70 has a trusted relationship 62 with user 60. User 60 has a trusted relationship 52 with user 50. User 50 has a trusted

relationship 54 with user 20. User 20 has a trusted relationship 22 with user 30. User 30 has a trusted relationship 32 with user 40. Therefore user 40 would have access to the object for the uses encompassed by the most restrictive trusted relationship among relationships 12, 22, 32, 52, 54, 62 and 72.

5 An example in healthcare of the use of these paths of trust is in the event that a patient is hospitalized. Upon admission the patient might designate the organization of the hospital as trusted to act on behalf of the patient relative to the object of the patient's healthcare records. The organization of the hospital might designate the Director of Nursing as trusted to act in its behalf. The Director of Nursing might designate the Nurse Manager for the floor
10 to which the patient is admitted as trusted to act on her/his behalf. And lastly the Nurse Manager might designate the nurse assigned to the patient on this shift as trusted to act in her/his behalf. Thus, there would exist a path of trust from the patient to the hospital organization, from the hospital organization to the Director of Nursing, from the Director of Nursing to the Nurse Manager, and from the Nurse Manager to the nurse assigned to the
15 patient. It would then be by way of this path that the nurse taking care of the patient would be able to access and add to the healthcare records of this patient.

In this method, if there are paths of trust embodied in the implementation, then each explicit designation of distrust may be further refined to determine the scope of impact of that distrust on the paths of trust. One refinement is the ability to designate that scope of impact
20 is such that no element in a path of trust may include the distrusted entity (the "distrustee") as a grantee (intermediary scope). This essentially indicates that the user not only doesn't trust the trustee, the user does not trust any other entity just because the trustee trusts them. Alternatively, the designation could specify that the trustee may only not be the grantee in the last element of a path of trust (terminal scope). That is, the trustee cannot be the
25 requesting entity. This specification essentially says that the user wishes to preclude the trustee from access but if there is a path of trust that includes the trustee that does not result in the trustee gaining access this is acceptable.

An illustration of this is shown in Figure 3. In this example, users 10, 20 and 30 are specifically distrusted by user 80. Therefore, even though user 50 has is trusted via
30 relationships 72, 62 and 52, user 20 cannot access the object owned by user 80, in spite of

trusted relationship 54. Similarly, user 30 cannot access the object owned by user 80, in spite of the trusted relationship 22. If the distrusted relationship is of terminal scope, then user 40 can access the object owned by user 80 because of relationships 72, 62, 52, 54, 22 and 32. However, if the distrusted relationship of users 10, 20 and 30 is of intermediary scope, user 40 cannot access the object owned by user 80 because users 20 and 30 are on the only path between users 40 and 80.

Returning to the earlier example of a patient being hospitalized, consider the circumstance that the Director of Nurses is the sister-in-law of the patient. For personal reasons, the patient may not want the sister-in-law to have the ability to view their records and therefore designates the sister-in-law as distrusted. If the specification of distrust was of intermediary scope, then the path between the nurse assigned to the patient and the patient would be disrupted and neither the nurse caring for the patient nor the Nurse Manager would have access to the patient's records. If instead the specification of distrust was of terminal scope, then the path would remain intact and only the sister-in-law (Director of Nursing) would be precluded from access.

It is important to note that the method allows for the possibility that relationships of trust and relationships of distrust are dynamic and can be changed over time including the revoking of a relationship.

There are times that the user's trust for another entity is conditional. That is, a user may trust you if and only if certain conditions exist. An example might be that the user trusts you if you were identified by the system using a biometric measure but she might not trust you if you were identified just on the basis of a password or PIN. In this method, the trust relationship designation can also include a set of conditions that must be met for that trust relationship to be valid and used in a path of trust. Similarly, a distrust relationship can include a set of conditions that must be met for the distrust relationship to have an impact on access to the object. As an extension the conditional specification can also be a set of methods that are used to determine compliance rather than the conditions themselves or a combination of conditions and methods.

Unrestricted, the paths of trust could become very long and provide access to a much broader set of users than is desired. In order to provide a mechanism of restricting paths of

trust without eliminating the benefits derivative from them, the preferred embodiment of this method would also include the ability to specify conditions that must be met for a relationship element to participate in a specific path. For example a common relationship of trust specification would include the condition that the path can only extend one user beyond this user. If the controlling entity was the grantor in that specification then no path could exist that included more than two users. With this limitation in place, user 60 would have access to an object owned by user 80, but user 50 would not, even though user 50 has a trusted relationship with user 60. Of course, this limitation can consist of any selected number of users on a path, including one user. Another perhaps less frequent example could be that the condition was that it was between the hours of 8 AM and 5 PM on a weekday. It is important to note that the conditions for participation in a path may be distinct from the conditions for validity of a trust or distrust relationship described in the preceding paragraph. Similar to the conditions for validity, the conditions for path participation can be any combination of conditions and methods.

In regard to sets of data objects, according to one aspect of a preferred embodiment of the present invention, a user may establish a nominal level of trust relationship with another relating to all data objects in a set of data. For example, a physician may say, nominally my nurse may see all data within all of my patients records. Additionally, the user can also establish exceptions to this nominal rule for certain data items within the data set. For example, while the nurse may be allowed to see all data within all of the physician's patients records according to the nominal relationship, a special relationship may be established for data identifying, for example, HIV status information. This special setting for the HIV status information would, in essence, override the nominal setting which would otherwise apply as regards the nurse's access permissions. The special setting can also change the number of levels through which the trust may be propagated. For instance, while a physician may allow her nurse to access all data within her patient's records and while the nurse may typically allow the nurse's assistant to access all information available to the nurse, the physician may establish a restriction on certain data items within the data set as far as inheritance goes. For example, the physician may say that nominally her nurse can access all data for all patients, including special information such as HIV status information, however, even though the nurse may access this special information, the nurse may not in turn establish a trust relationship with another which can provide access to this special information. Thus, in

essence, while the nominal permissions for the data set may allow, for example, two or three levels of propagation, certain data items within the group may be restricted to a more limited number of levels of propagation.

5 Since each element in the path can have conditions that apply to its participation in a path, the conditions that must be met for each element is the combination of all of the preceding elements in the path. This means that as paths grow longer the conditions become progressively more restrictive. It also means that just because the controlling entity did not impose any condition that does not mean that the paths from that entity will be unrestricted in terms of growth.

10 In this method, the trust or distrust between entities may be extremely specific. That is, different trust or distrust specifications may exist for different objects, sets of objects, or classes of objects. For an object, a set of objects, or a class of objects different trust or distrust specifications may exist for different tasks, sets of tasks, or classes of tasks. Some examples are, a user may trust his primary care physician to view all of his healthcare records; a user may trust his primary care physician to modify his primary care records but not include the ability of his primary care physician to modify his psychiatric records; a user may trust her cardiologist to view all of her healthcare records except for her psychiatric records; a user may trust the drug interaction software application at her pharmacy to use any of her healthcare records but to only modify the medication records; and a user may trust the pharmacist to only view his medication and medication allergy records.

25 In the preferred embodiment of this method, there exists a special trust relationship that relates to the task of "controlling in behalf of." Controlling in behalf of effectively makes the grantee in this relationship a controlling entity but preserves the ability of the grantor to revoke this right at any time. The major benefit of this special relationship is to facilitate the aggregation of sets of objects that can be managed in bulk. In the context of healthcare this "controlling in behalf of" relationship is more easily understood as "a provider of service" for a particular service. Thus, a cardiologist entity can be designated as a provider of cardiology services for those patients under the care of that cardiologist. The relationship of trust between the cardiologist and the physician who is on call for that cardiologist can then reference all the patients under the care of the cardiologist in a single relationship rather

than one patient at a time. When a new patient comes under the care of the cardiologist, the cardiologist does not have to establish a relationship of trust with the on-call physician related to this patient since the existing relationship also applies to this patient.

An entity (entity A) may have access to a set of objects directly as a controlling entity. That same entity might also have access to a set of objects directly controlled by another entity (entity B). Thus, this entity has access to two distinct sets of objects. When entity A grants a relationship of trust to a third entity (entity C) it may wish to have that relationship of trust only apply to the set of objects under the control of entity B and not the objects under its own direct control. In order to accommodate this refinement, the model provides the capability for the relationship of trust to specify the controlling entity whose set of objects are covered by this relationship. In this case entity A would grant access to entity C relative to the objects under the control of entity B. Obviously, this would only have impact if entity B has granted access to entity A relative to the objects of entity B. This refinement is referred to a relationship relative to a root (the controlling entity).

Since in theory there can be more than one entity with control of an object (for a specific task or just for all tasks), it is possible that the relationships of one controlling entity lead to a determination that a request to perform a task on that object should be granted and the relationships of another controlling entity lead to a determination that the request should be denied. In order to accommodate this issue, the model provides the capability of designating classes of control of an object. The model further provides that these classes may be organized into a hierarchy. The determination derivative from the entity with the highest class of control is then the determination that is used.

In the event that for the highest class of controlling entity for an object, there is one or more entity of that class that would grant access and there is one or more entity of that class that would deny access, the method provides several alternative rules. Each rule either establishes that the conflict results in granting or in denying access. The lowest precedence is a system wide rule for the resolution of such a conflict, followed by a system wide rule that is specific for a class of objects, and that is followed by a rule for a specific object. The highest precedence rule is a rule that is effectively an agreement between specific pairs of entities. This agreement rule may cover all objects, a specific class of objects, a specific object, a task,

a set of tasks, or combinations of these. This rule may be different depending on which entity would grant access, so that it is possible that the rule is that one entity always takes precedence. Each of these rules may also have attached a set of conditions or methods to determine a condition, which determine if the rule is valid and if so which resolution results.

5 Lastly, this method provides for the ability of an object to self-regulate controlling rights for itself. An object may grant or revoke controlling rights to entities or classes of entities based on sets of conditions or sets of methods to determine conditions.

 Although specific embodiments of the present invention are herein described, these specific embodiments are not to be construed as limiting the scope of the invention. Other
10 applications of the present invention will become clear to those skilled in the art in light of the teachings of this specification. For example, although the specification describes relationships among health care professionals, other fields where client confidences must be maintained but access to that information allowed to certain users, such as accountants, will find advantageous use of the invention. The scope of the invention is only limited by the
15 claims appended hereto.

CLAIMS

1. A method for regulating access to an object comprising the steps of:
for a plurality of users, allowing each user to designate the relationship characteristics
between that user and any other user;
5 identifying one of the plurality of users as an owner of the object;
determining if one of the plurality of users has access to the object by determining if
the relationship characteristics on at least one path between the one of the plurality of users
and the owner of the object is a trusted relationship between each of the users on that path,
wherein said path includes at least one other user beside said owner of the object and the one
10 of the plurality of users.
2. A method for regulating access to an object as in claim 1 wherein the
relationship characteristics include one or more conditions such that the relationship
characteristics are valid if and only if the one or more conditions are met.
3. A method for regulating access to an object as in claim 1 wherein the
15 relationship characteristics include one or more methods of determining a condition such that
the relationship is valid if and only if the one or more methods of determining a condition
confirm validity of the relationships characteristic.
4. A method for regulating access to an object as in claim 1 wherein the owner of
an object may designate another user as acting on behalf of the owner.
- 20 5. A method for regulating access to an object as in claim 1 wherein the
relationship characteristics include a trust relationship between the trusted user and the
designating user.
6. A method for regulating access to an object as in claim 1 wherein the
relationship characteristics include a trust relationship between the trusted user and the
25 designating user, wherein the trust relationship limits the tasks the trusted user may perform.
7. A method for regulating access to an object as in claim 1 wherein the
relationship characteristics include a trust relationship between the trusted user and the
designating user, wherein the trust relationship limits the objects the trusted user may access.

8. A method for regulating access to an object as in claim 7 wherein the trust relationship is limited to types of objects.

9. A method for regulating access to an object as in claim 7 wherein the trust relationship is limited to selected of objects.

5 10. A method for regulating access to an object as in claim 1 wherein the relationship characteristics include a distrusted relationship between the distrusted user and the designating user.

11. A method for regulating access to an object as in claim 10 wherein the distrusted relationship has an intermediary scope.

10 12. A method for regulating access to an object as in claim 10 wherein the distrusted relationship has an terminal scope.

13. A method for regulating access to an object as in claim 1 wherein the relationship characteristics include a trust relationship between the trusted user and the designating user and wherein the trust relationship specifies a maximum number of
15 relationships on a path.

14. A method for regulating access to an object as in claim 13 wherein the maximum number of relationships is one.

15. A method of regulating access to an object, the method comprising the steps
of:

20 identifying an object or a set of objects to which access is to be regulated;
identifying an owner that has control of the object(s);
identifying an a relationship path which would otherwise be a valid path;
allowing each relationship element to specify the maximum number of subsequent
elements in the path; and

25 classifying that relationship path as invalid if for any element in that path the number of subsequent elements in the path exceeds the limit specified by that element.

16. A method for regulating access to an object as in claim 15 wherein the relationship path includes a plurality of relationship characteristics and at least one

relationship characteristic includes one or more conditions such that the relationship characteristics are valid if and only if the one or more conditions are met.

17. A method for regulating access to an object as in claim 15 wherein the relationship path includes a plurality of relationship characteristics and at least one relationship characteristic includes one or more methods of determining a condition such that the relationship is valid if and only if the one or more methods of determining a condition confirm validity of the relationships characteristic.

18. A method for regulating access to an object as in claim 15 wherein the owner of an object may designate another user as acting on behalf of the owner.

19. A method for regulating access to an object as in claim 15 wherein the relationship path includes a plurality of relationship characteristics and at least one relationship characteristic includes a trust relationship between the trusted user and the designating user, wherein the trust relationship limits the tasks the trusted user may perform.

20. A method for regulating access to an object as in claim 15 wherein the relationship path includes a plurality of relationship characteristics and at least one relationship characteristic includes a trust relationship between the trusted user and the designating user, wherein the trust relationship limits the objects the trusted user may access.

21. A method for regulating access to an object as in claim 20 wherein the trust relationship is limited to types of objects.

22. A method for regulating access to an object as in claim 20 wherein the trust relationship is limited to selected of objects.

23. A method of resolving a conflict regarding a specified access to an object, the method comprising the steps of:

identifying a set of entities that have control of the object(s);

defining an event of access conflict as the condition wherein one or more entity relationship(s) would grant the specified access to the object(s) and one or more entity relationship(s) would deny the specified access to the object(s);

defining one or more classes of relationships between the object(s) and controlling

entities;

defining a hierarchy for the classes of object-entity relationships that is used to establish precedence in the event of an access conflict;

5 defining an equivalent class resolution rule for event(s) of access conflict wherein the controlling entity relationships for one or more relationship class to the object would grant the specified access and the controlling entity relationships for one or more relationship class with the same level in the class relationship hierarchy would deny the specified access to the object(s);

10 defining a within class resolution rule for event(s) of access conflict wherein the conflict arises among multiple entities which have the same class of relationship to the object(s); and

allowing or disallowing the specified access to the object(s) based on the entity relationship(s) based on the highest level class relationship to the object, the within class resolution rule, and the equivalent class resolution rule.

15 24. A method of regulating access to an object or set of objects, the method comprising the steps of:

identifying an entity;

defining one or more classes of control; and

20 specifying for the entity a set of zero or more conditions and/or a set of zero or more methods of determining a condition such that the entity is designated as a controlling entity of a specified class if and only if the said set of conditions is (are) met and/or the method(s) of determining a condition confirm(s) compliance.

25 25. A method of regulating access to an object, the method comprising the steps of:

identifying an object or a set of objects to which access is to be regulated;

identifying an entity that has control of the object(s);

identifying an a relationship path which would otherwise be a valid path;

defining a distrust relationship as the designation of a trustee as distrusted by a distruster;

30 specifying for each distrust relationship a set of zero or more conditions and/or a set of zero or more methods of determining a condition such that the relationship is valid if and

only if the said set of conditions is (are) met and/or the method(s) of determining a condition confirm(s) validity; and

classifying that relationship path as invalid if for any element in that path the grantee of that element is the distrustee of the distrust relationship.

Web of Trust

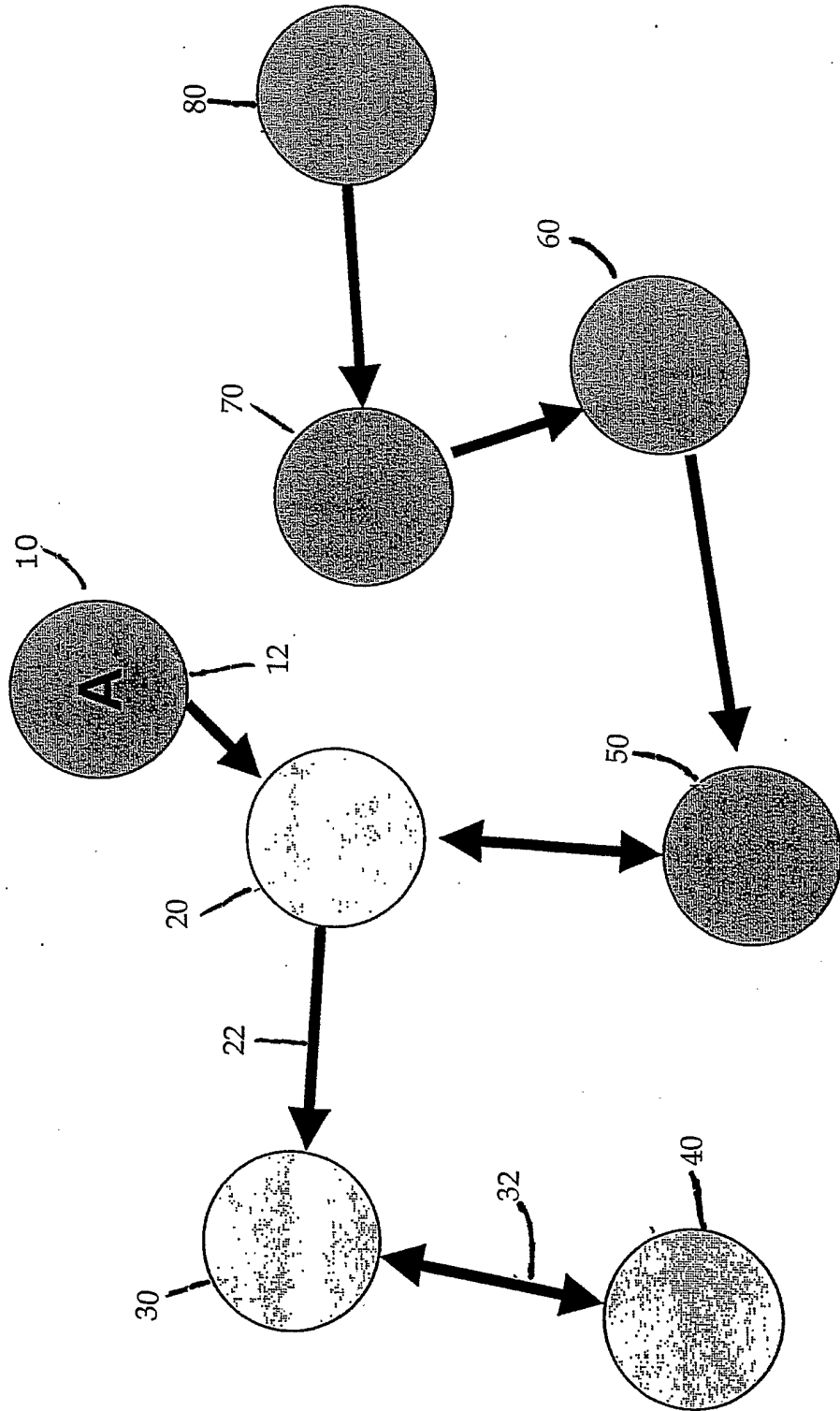


Figure 1

Web of Trust

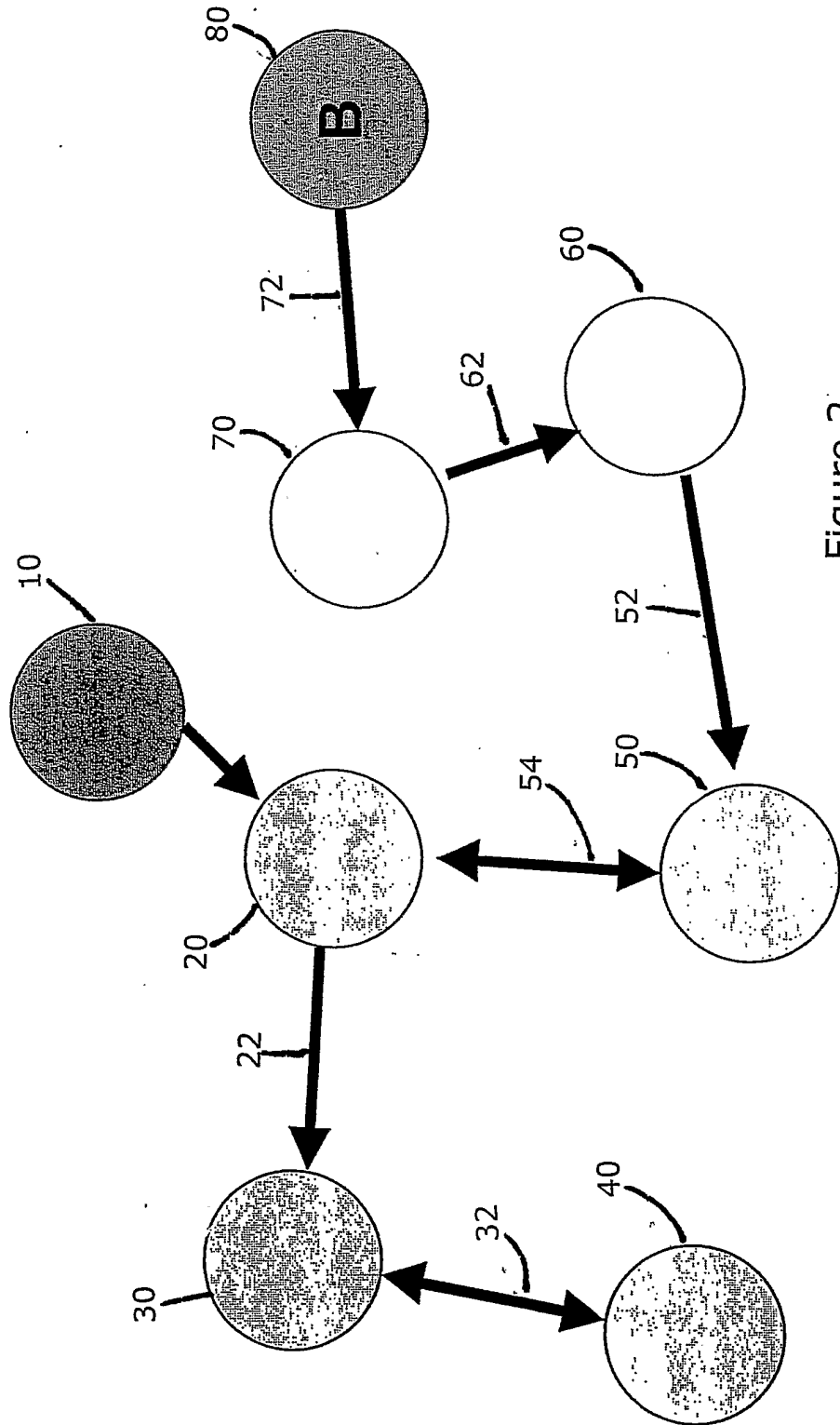


Figure 2

Web of Trust

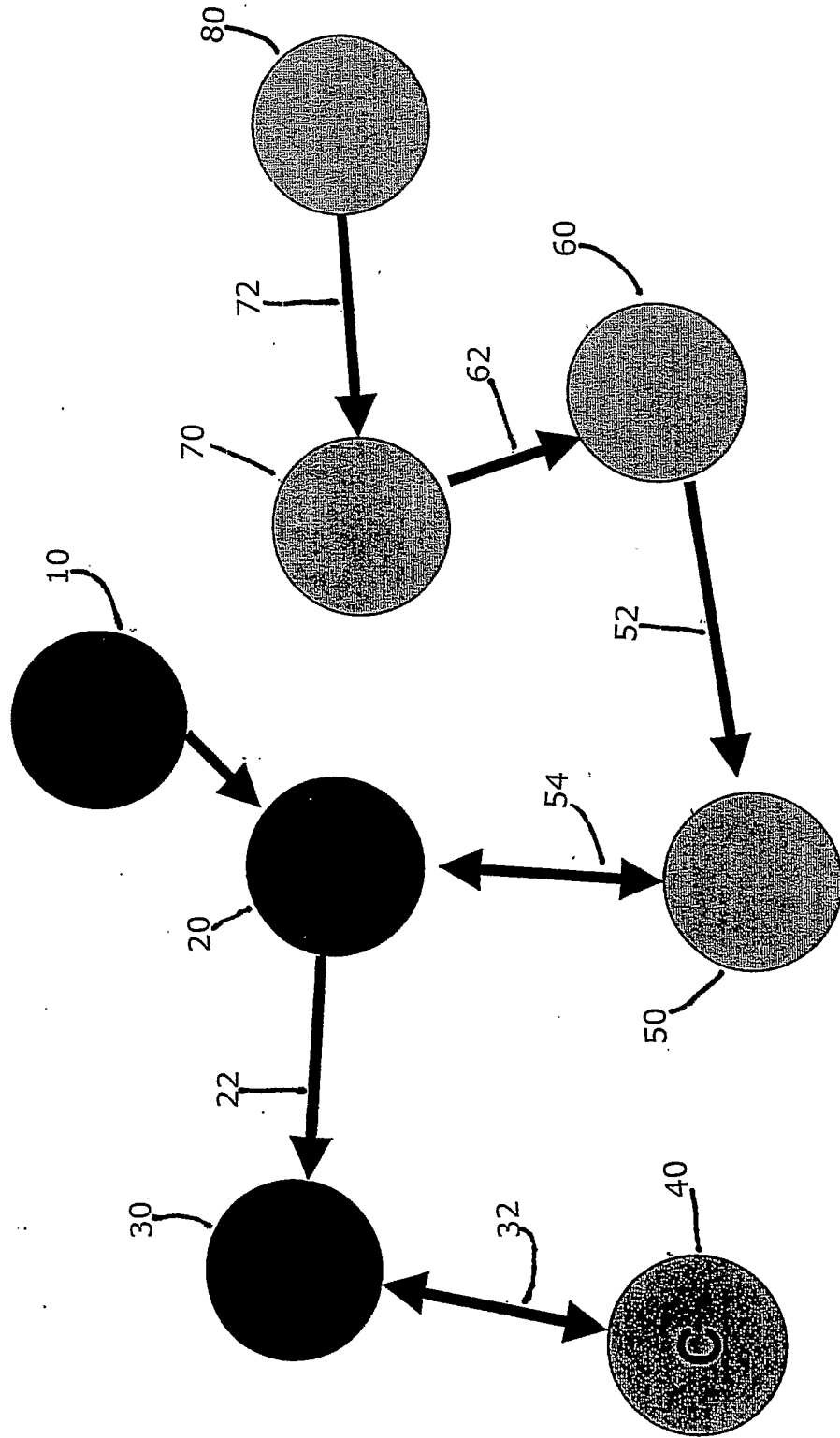


Figure 3