



(12) **United States Design Patent**
Xu

(10) **Patent No.:** **US D998,786 S**
(45) **Date of Patent:** **** Sep. 12, 2023**

(54) **ORAL WATER JET**
(71) Applicant: **GUANGDONG ROMAN TECHNOLOGY CO., LTD.**,
Dongguan (CN)
(72) Inventor: **Linfeng Xu**, Dongguan (CN)
(73) Assignee: **GUANGDONG ROMAN TECHNOLOGY CO., LTD.**,
Dongguan (CN)
(**) Term: **15 Years**

D780,908 S * 3/2017 Ladwig D24/111
D865,160 S * 10/2019 Yan D24/111
D865,944 S * 11/2019 Yan D24/111
D881,383 S * 4/2020 Chen D24/111
D909,568 S * 2/2021 Xia D24/111
D929,574 S * 8/2021 Zhou D24/111
D932,005 S * 9/2021 Li D24/111
D953,521 S * 5/2022 Zhou D24/111
D966,499 S * 10/2022 Zhang D24/111

(Continued)

Primary Examiner — Richard Kearney
Assistant Examiner — Michael Hoffman
(74) *Attorney, Agent, or Firm* — Nitin Kaushik

(21) Appl. No.: **29/824,555**

(22) Filed: **Jan. 25, 2022**

(30) **Foreign Application Priority Data**

Dec. 27, 2021 (CN) 202130862856.0

(51) **LOC (14) Cl.** **24-02**

(52) **U.S. Cl.**
USPC **D24/111**

(58) **Field of Classification Search**
USPC D24/108, 111–115, 117, 152, 176, 231;
D4/100, 101, 102, 110, 111, 136, 138,
D4/199
CPC ... A61C 15/046; A61C 15/047; A61C 15/048;
A61C 17/00; A61C 17/005; A61C
17/0092; A61C 17/02; A61C 17/0202;
A61C 17/0205; A61C 17/0211; A61C
17/028; A61C 17/16; A61C 17/22; A61C
17/222; A61C 17/225; A61C 17/227;
A61C 17/28; A61C 17/32; A61C 17/34;
A61C 17/36

See application file for complete search history.

(56) **References Cited**

U.S. PATENT DOCUMENTS

D196,168 S * 9/1963 Carlson D4/101
D625,406 S * 10/2010 Seki D24/111

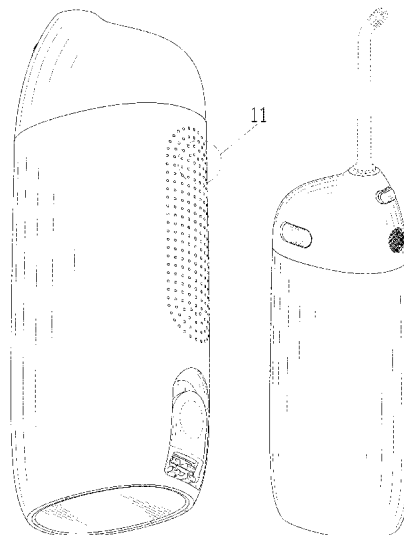
(57) **CLAIM**

The ornamental design for an oral water jet, as shown and described.

DESCRIPTION

FIG. 1 is a perspective view of an oral water jet showing my new design;
FIG. 2 is another perspective view thereof;
FIG. 3 is a front elevational view thereof;
FIG. 4 is a rear elevational view thereof;
FIG. 5 is a left side elevational view thereof;
FIG. 6 is a right side elevational view thereof;
FIG. 7 is a top plan view thereof;
FIG. 8 is a bottom plan view thereof;
FIG. 9 is a perspective view of the oral water jet where the oral water jet is in a configuration of use;
FIG. 10 is an enlarged view of portion 10 shown in FIG. 1; and,
FIG. 11 is an enlarged view of portion 11 shown in FIG. 2.
The dash-dash broken lines in the drawings depict portions of the oral water jet that form no part of the claimed design. The dot-dash broken lines represent boundaries of the enlarged portions and form no part of the claimed design.

1 Claim, 11 Drawing Sheets



(56)

References Cited

U.S. PATENT DOCUMENTS

D980,415 S * 3/2023 Zheng D24/111
2022/0151753 A1 * 5/2022 Zhou A61C 17/0205

* cited by examiner




FIG. 1

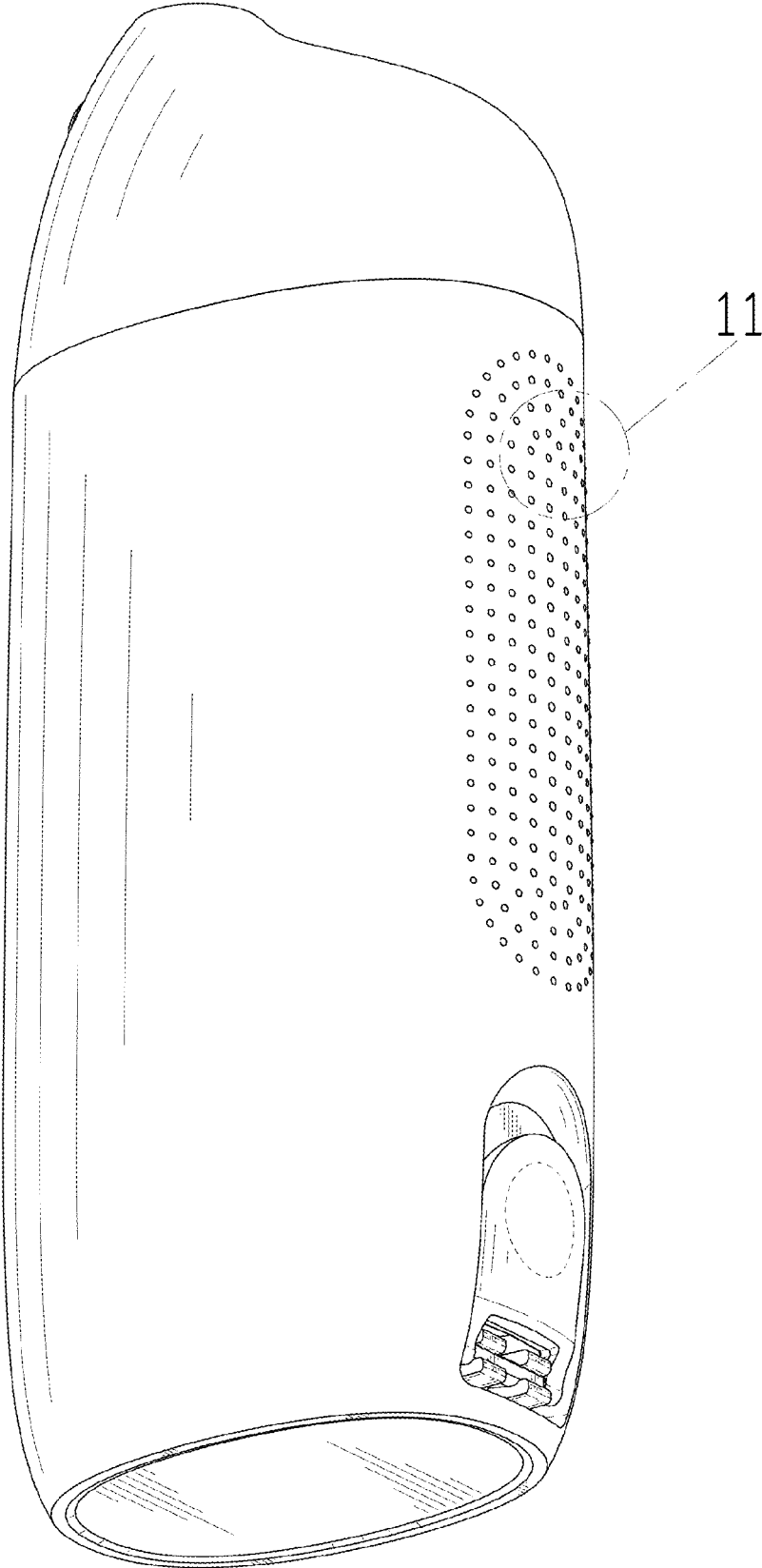


FIG. 2




FIG. 3

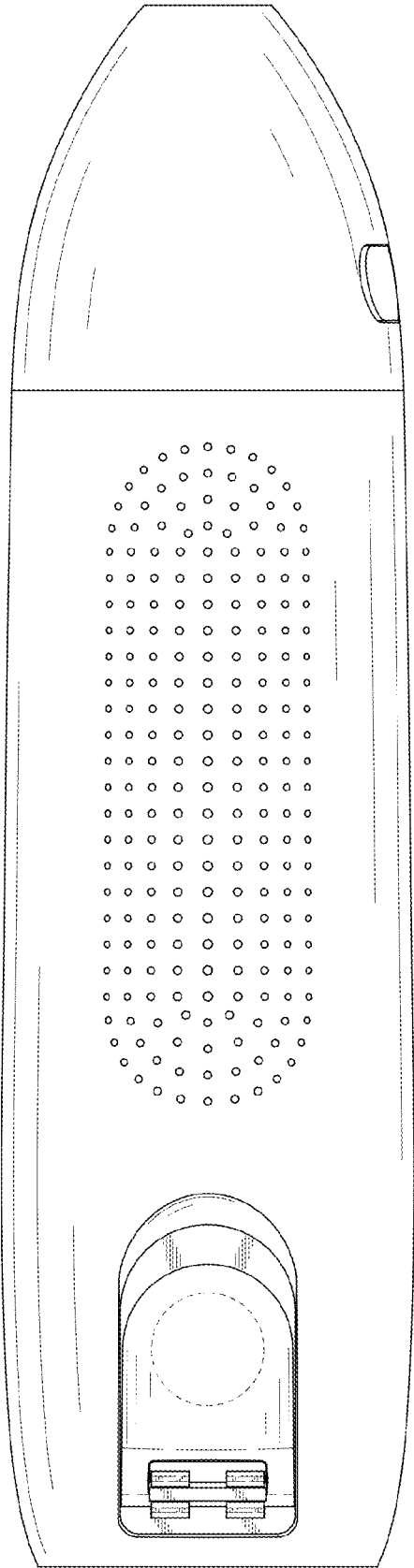


FIG. 4




FIG. 5




FIG. 6

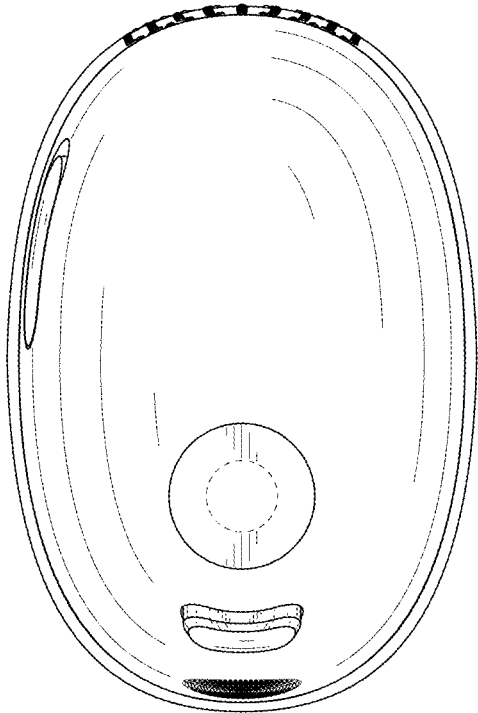


FIG. 7

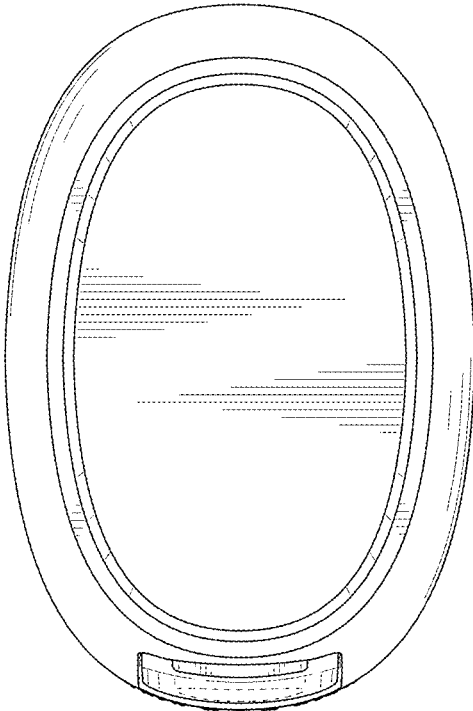


FIG. 8

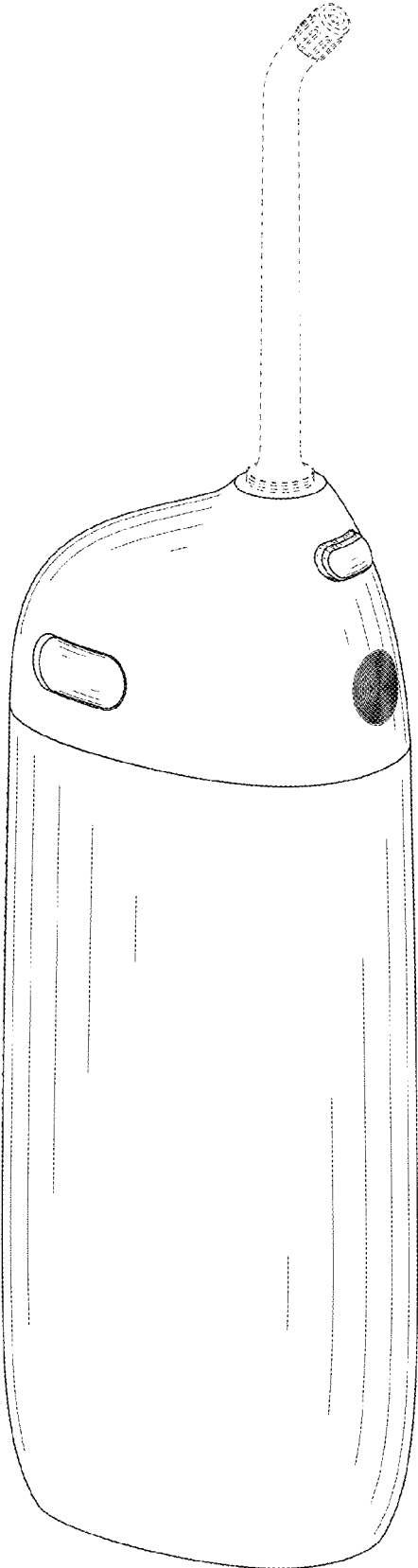


FIG. 9

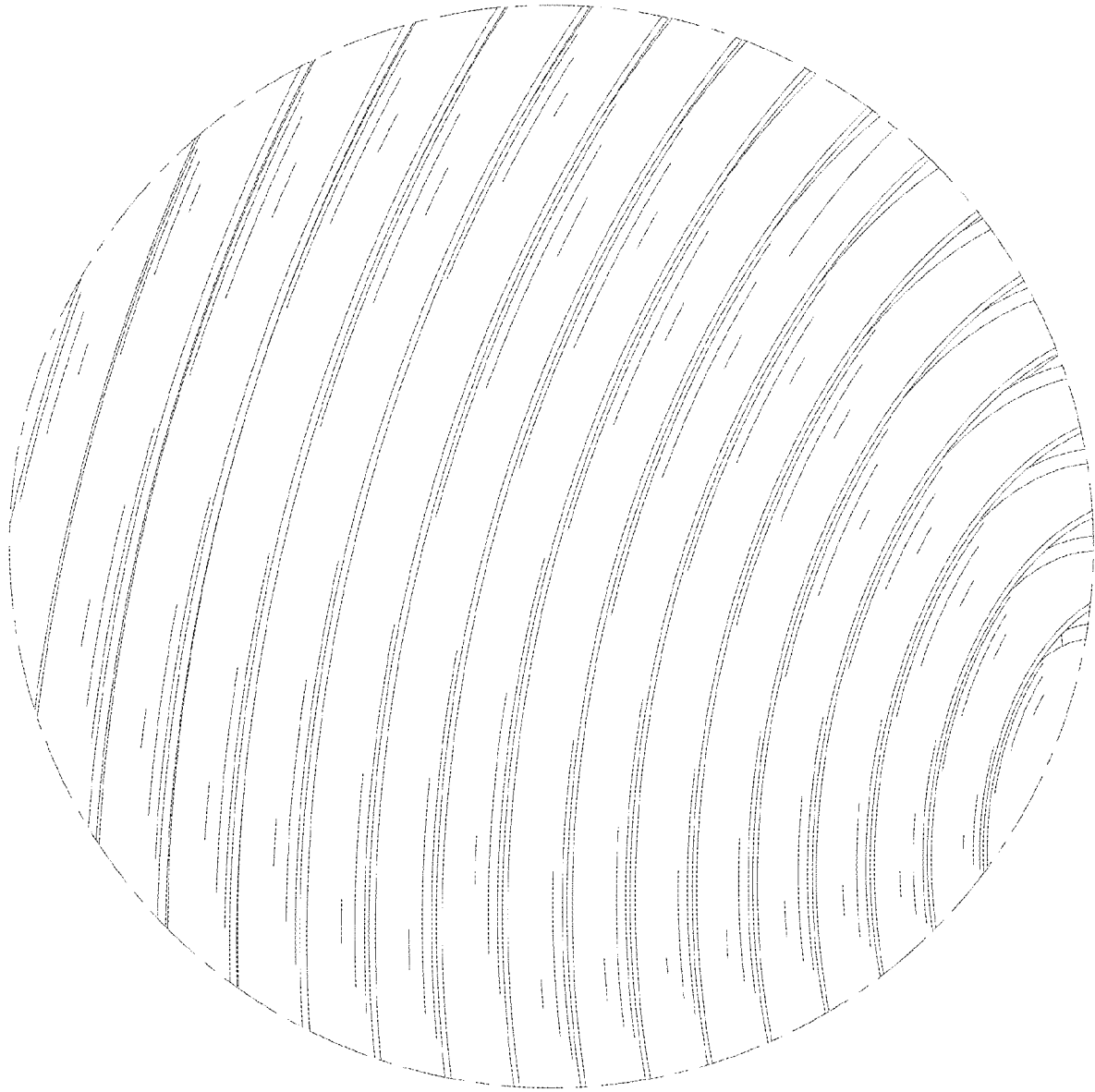


FIG. 10

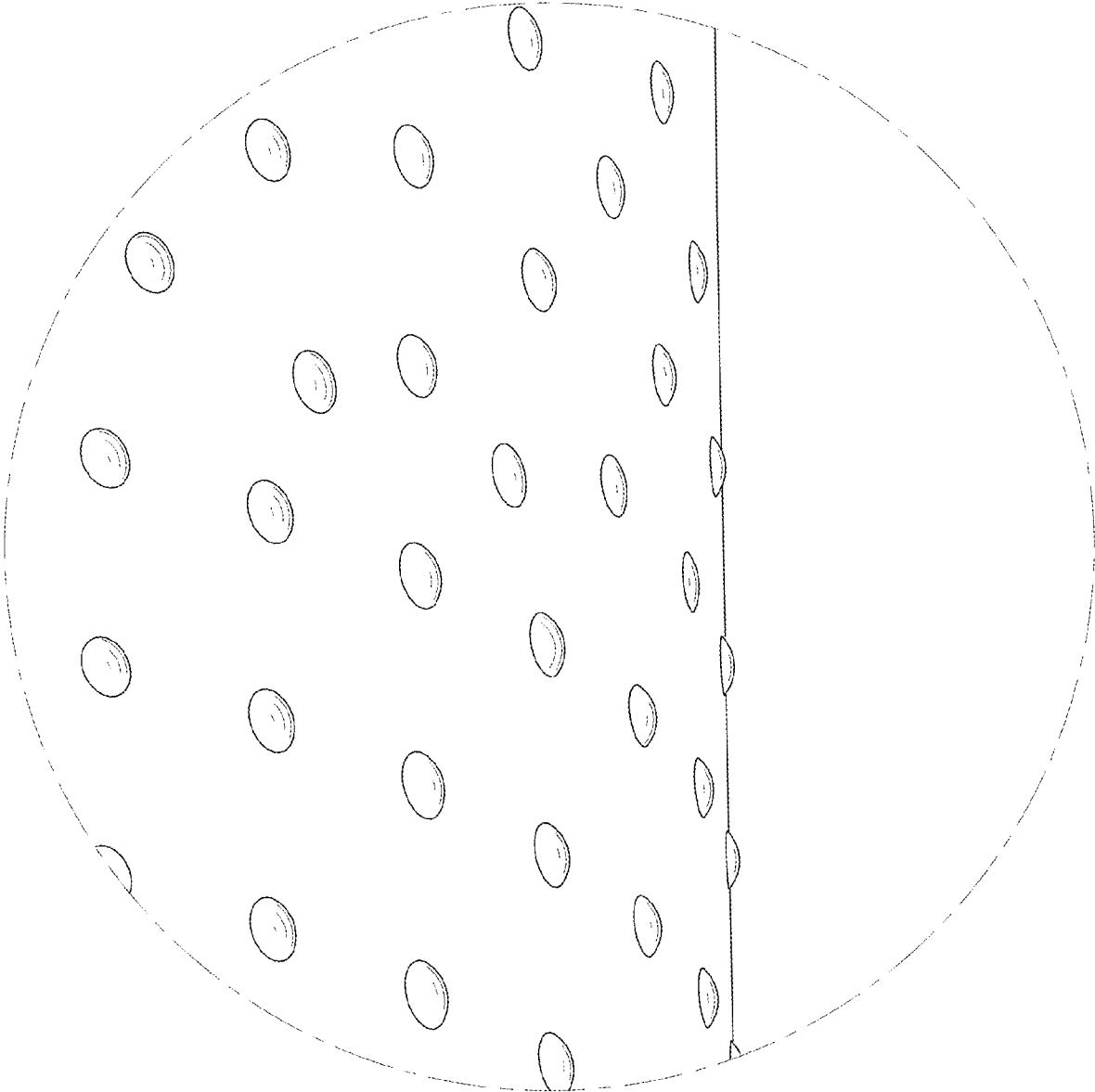


FIG. 11