



US00D344799S

United States Patent [19]

Hood et al.

[11] **Patent Number:** Des. 344,799[45] **Date of Patent:** ** Mar. 1, 1994**[54] ULTRASONIC CUTTING TOOL FOR MEDICAL USE****[75] Inventors:** Larry L. Hood, Laguna Hills; Gregg Hughes, El Toro, both of Calif.**[73] Assignee:** Advanced Osseous Technologies, Inc., Aliso Viejo, Calif.**[**] Term:** 14 Years**[21] Appl. No.:** 714,076**[22] Filed:** Jun. 11, 1991**[52] U.S. Cl.** D24/144; D24/146**[58] Field of Search** D8/47, 101, 90; 606/79, 606/83, 169; 604/22; 128/24 AA, 24 A; 30/168, 161, 167; D24/146, 147, 170, 231, 232**[56] References Cited****U.S. PATENT DOCUMENTS**

2,714,890 8/1955 Vang .
 3,086,288 4/1963 Balamuth et al. .
 3,526,219 9/1970 Balamuth .
 3,589,363 6/1971 Banko et al. .
 3,693,613 9/1972 Kelman .
 3,809,977 5/1974 Balamuth et al. .
 3,823,717 7/1974 Pohlman et al. .
 3,862,630 1/1975 Balamuth .
 3,990,452 11/1976 Murray et al. .
 4,041,947 8/1977 Weiss et al. .
 4,063,557 12/1977 Wuchinich et al. .
 4,184,510 1/1980 Murry et al. .
 4,188,952 2/1980 Loschilov et al. .
 4,248,232 2/1981 Engelbrecht et al. .
 4,298,074 11/1981 Mattchen .
 4,425,115 1/1984 Wuchinich .
 4,497,320 2/1985 Nicholson et al. 606/79
 4,705,038 11/1987 Sjostrom et al. .
 4,705,500 11/1987 Reimels et al. .
 4,750,488 6/1988 Wuchinich et al. .
 4,832,683 5/1989 Idemoto et al. .
 4,834,081 5/1989 Van Zile .
 4,846,161 7/1989 Roger .
 5,019,083 5/1991 Klapper et al. .

OTHER PUBLICATIONS

"Orthopedic Catalog" Richards Manufacturing Inc. pp. 10, 14, 20 ©1981.

"Complete Replacement Arthroplasty of the Hip by the Ring Prosthesis", The Journal of Bone and Joint Surgery, P. A. Ring, pp. 720-731 (British) vol. 50B, No. 4, Nov. 1968.

"A New Technique for Removal of Broken Femoral Stem in Total Hip Replacement" by William H. Harris, et al., The Journal of Bone and Joint Surgery, vol. 63-A, No. 5, Jun. 1981.

Biological Fixation of the Porocoat AML® Hip—Manual for Pre-Operative Planning and Recommended Surgical Technique (1984) by Charles A. Engh, M.D. and J. Dennis Bobyn, Ph.D.

"Proximal Femoral Osteotomy in Difficult Revision Hip Surgery: How to Revise the Unrevisable" by Hugh H. Cameron, Ph.D., Contemporary Orthopaedics, May 1989, vol. 18, No. 5.

Photographs 1-3 illustrating an ultrasonic aspiration surgical tool used in neural surgery, designed by Dr. David Wuchinich and disclosed in 1967.

Photographs 4-15 illustrating three ultrasonic surgical tools manufactured by Quinton and distributed by Howmedica, Inc. in 1985.

Primary Examiner—A. Hugo Word*Assistant Examiner*—I. Simmons*Attorney, Agent, or Firm*—Knobbe, Martens, Olson & Bear**[57] CLAIM**

The ornamental design for an ultrasonic cutting tool for medical use, as shown and described.

DESCRIPTION

FIG. 1 is a perspective view of an ultrasonic cutting tool for medical use showing my new design;

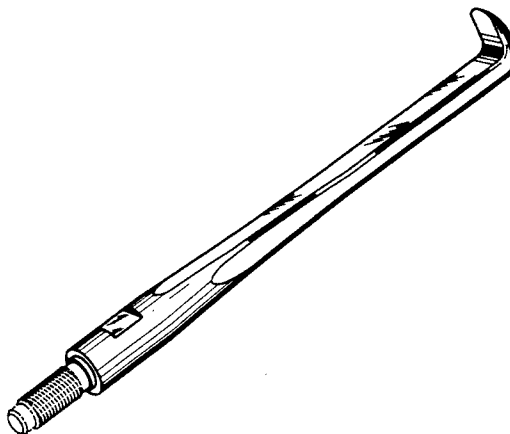
FIG. 2 is a top plan view thereof;

FIG. 3 is a side elevational view thereof, the view opposite to that disclosed in FIG. 3 is identical to that shown in FIG. 3;

FIG. 4 is an end elevational view thereof; and,

FIG. 5 is an end elevational view opposite that shown in FIG. 4.

The broken line showing the connector in FIGS. 1-3 is for illustrative purposes only and forms no part of the claimed design.



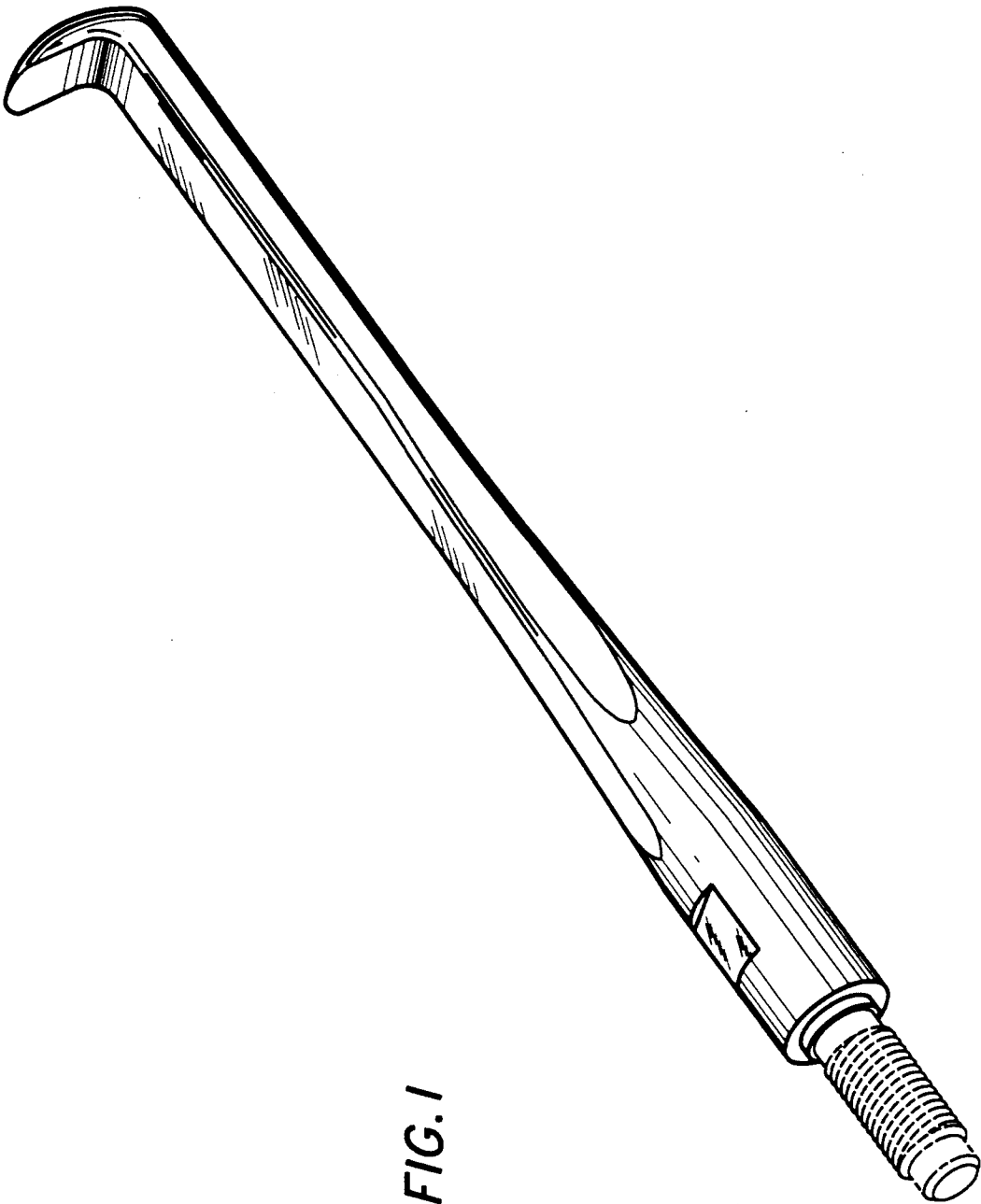


FIG. 1

FIG. 2



FIG. 3




FIG. 4

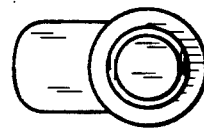


FIG. 5