

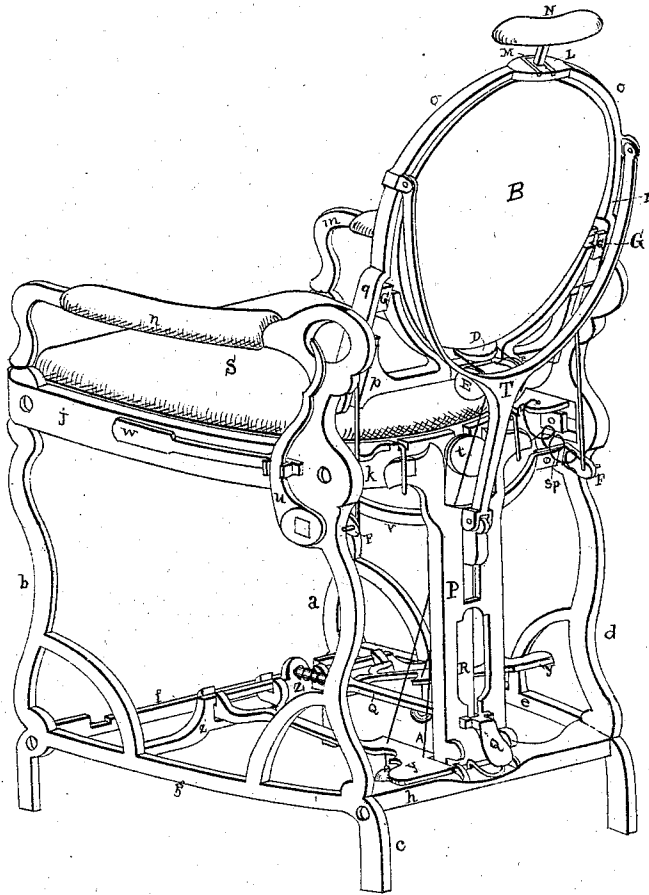
P. HABERSTICH.

Barbers' Chairs.

No. 135,986.

Patented Feb. 18, 1873.

Fig. 2.



Witnesses.

James E. Carroll  
G. W. Einsfeld.

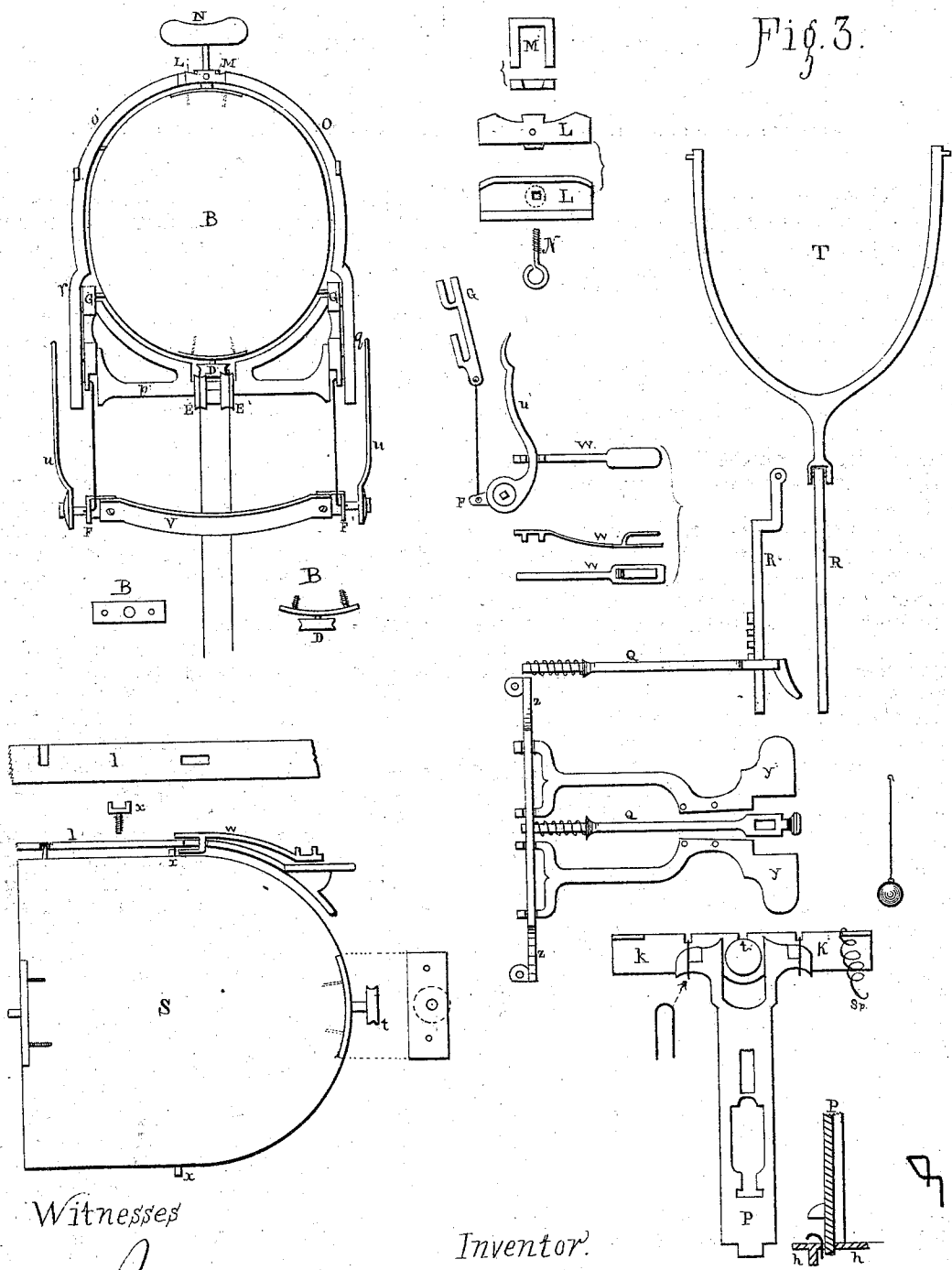
Inventor.

Philip Haberstich

P. HABERSTICH.  
Barbers' Chairs.

No. 135,986.

Patented Feb. 18, 1873.



Witnesses

Inventor.

James E. Carroll  
E. W. Einsfeld

Philip Haberstich

# UNITED STATES PATENT OFFICE.

PHILIP HABERSTICH, OF DAYTON, OHIO, ASSIGNOR OF ONE-HALF HIS  
RIGHT TO CHARLES MIKINAS, OF SAME PLACE.

## IMPROVEMENT IN BARBERS' CHAIRS.

Specification forming part of Letters Patent No. 135,986, dated February 18, 1873.

To all whom it may concern:

Be it known that I, PHILIP HABERSTICH, of the city of Dayton, county of Montgomery and State of Ohio, have invented a new and useful Barbers' Chair with Reversible Seat and Back; and I do hereby declare that the following is a full, clear, and exact description of the construction and operation of the same, reference being had to the annexed drawing making a part of this specification, in which—

Figure I is a perspective front view of the chair. Fig. II represents a rear and side view. Fig. III represents parts of the machinery of the chair.

The chair is of the figure and shape as represented in Figs. I and II; and on the drawing the legs of the chair are represented by the letters *a b c d*. These legs are connected, near the bottom, by stretchers, respectively lettered *e f g h*; and are also connected at the top by stretchers *i, j, k, and l*. On the sides of the chair are the arms, marked *m* and *n*. If this chair is made of metal the legs *a* and *d*, stretchers *e* and *h*, and arm *m* are cast in one piece; and legs *b* and *c* and stretchers *g* and *j* and arm *n* are also cast in one piece, and are connected together by the stretchers *f* and *i* in front, and stretchers *h* and *k* in the rear, and the whole fastened together by screws. The stretchers *i, j, k, and l* form the outside frame of the reversible seat. The back of the chair is an oval frame, marked *o*, supported by a stretcher, *p*, and two upright pieces, marked *q* and *r*, extending from near the ends of the stretcher *p* to sides of oval frame. The oval frame *o*, stretcher *p*, and side supports *q* and *r* are cast in one piece. Stretcher *p* ends in and runs in bearings on the sides of the chair-frame. The seat of the chair, marked *s*, rests in front upon a pivot in stretcher *i*, and upon a bearing in a journal in the rear in stretcher *k*, the bearing ending in a fixed grooved pulley, *t*, on the outside of the stretcher *k*. The seat *s* turns upon said pivot and said bearing inside of the frame of seat. On each side and near the back of the chair is a lever marked *u u*, running in bearings in and near the top of legs *c* and *d*. These levers are connected, through the bearings, by a crank-shaft, *V*, in form of a segment. This crank-shaft is attached to stretcher *k* by a spring marked *s p*. These levers *u u*, having

one common motion, move a slide marked *w w*, one on each side of the chair. These slides *w w* are fitted on the inside of the levers by two projections, the levers working in a loose joint. The forward end of these slides *w w* runs through a groove in the sides of seat-frame, (stretchers *j* and *l*), and ends in a projection, one on each side of stretcher *j* and of stretcher *l*. The projections on the inside of stretchers *j* and *l* run in and fit into a clutch marked *x x*, one on each side of the seat *s*, thus fastening the seat when the lever is at rest. In the rear end of the chair, and near the floor, there are two treadles, marked *y y*, hung upon a cross-piece marked *Z*. This cross-piece *Z* extends from stretcher *e* to stretcher *g*, near the front part of the chair. To the right treadle *y*, and near the foot-end thereof, there is fastened, by a link, a cord, marked *A*, which cord runs upward over the fixed grooved pulley *t*, and is fastened to said fixed grooved pulley by a pin, wedge, or screw; and said cord *A* runs thence downward, and is fastened to the left treadle *y* in the same manner as to right treadle. The back of the chair, marked *B*, is made to fit into the oval frame *o*, and turns on the top on a projection let into a round hole in the top of back *B*, as hereinafter described. On the lower end of the back *B* there is a grooved pulley, *D*, fastened to said back, which grooved pulley ends in a pivot in the center of stretcher *p*. On the rear side of the stretcher *p*, and on each side of the fixed grooved pulley *D*, there are two movable pulleys, *E E*, running perpendicularly in bearings attached to a projection fastened to the center of stretcher *p*. Near the middle of the right treadle *y* there is fastened a cord, running thence upward over the right grooved pulley *E*, and around and fastened to fixed pulley *D*; thence over the left pulley *E* downward, and is fastened to the left treadle *y* near the middle thereof. On each side of the crank-shaft *v* there are two cranks, *F F*, projecting backward. Fastened to these cranks *F F* are two pitmen, running upward, and moving two double slides, *G G*, running along the inside of the two uprights *q* and *r*, and are guided by grooves in stretcher *p*. On each side of the reversible back a pin is inserted, fitting into the ends of the double slides *G G*. On the top of the oval frame *o*, and fitted

C. J. HARDEKOPF.

Kites.

No. 135,987.

Patented Feb. 18, 1873.

Fig. 1.

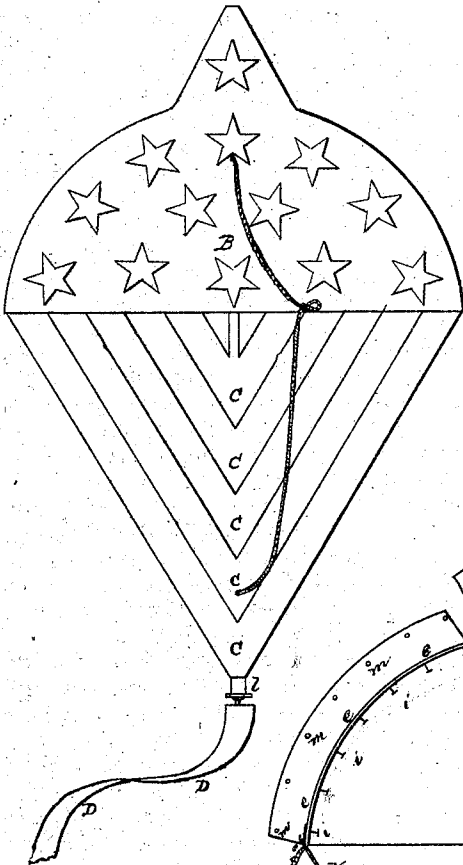


Fig. 2.

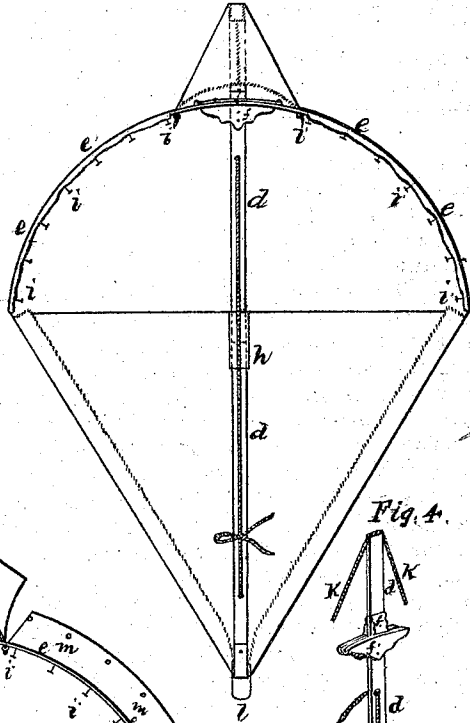


Fig. 3.

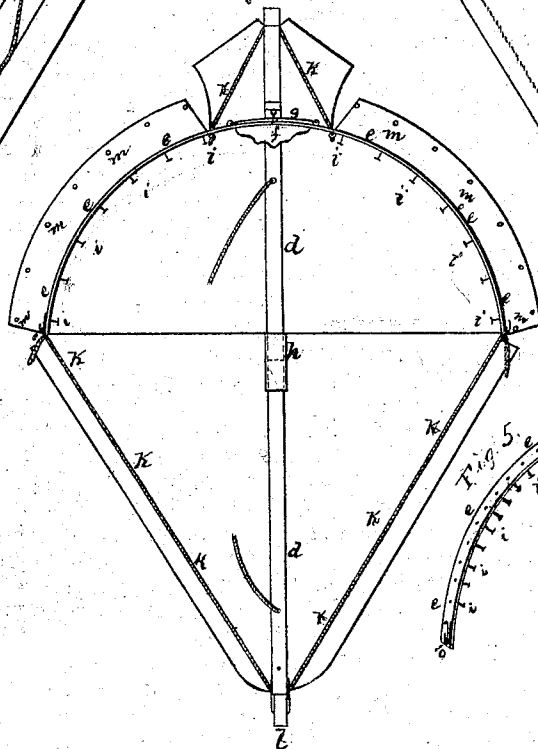
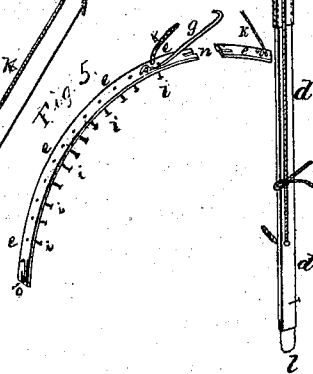


Fig. 4.



Fig. 5.



Witnesses.

Horatio M. ...  
Edward P. ...

Inventor.

C. J. Hardekopf

1. The first part of the document discusses the importance of maintaining accurate records of all transactions and activities. It emphasizes that this is essential for ensuring transparency and accountability in the organization's operations. The text notes that without proper record-keeping, it would be difficult to track expenses, revenues, and other financial data, which could lead to mismanagement and potential legal issues.

2. The second part of the document outlines the various methods and tools used to collect and analyze data. It mentions that modern data analysis techniques, such as data mining and machine learning, have become increasingly prevalent in recent years. These tools allow organizations to process large volumes of data more efficiently and identify patterns and trends that were previously difficult to discern. The text also highlights the importance of data security and privacy in these processes.

3. The third part of the document focuses on the role of technology in improving organizational efficiency and productivity. It discusses how various software applications and digital tools can streamline workflows, reduce manual errors, and facilitate better communication and collaboration among team members. The text suggests that investing in technology is a key strategy for organizations looking to stay competitive in a rapidly changing market.

4. The fourth part of the document addresses the challenges of managing a large and diverse workforce. It notes that organizations must implement effective human resource management practices, including recruitment, training, and performance evaluation, to ensure that they have the right talent in place. The text also discusses the importance of fostering a positive work culture and providing opportunities for professional development and growth.

5. The fifth part of the document discusses the impact of external factors, such as economic conditions and market trends, on an organization's performance. It suggests that organizations should regularly monitor these factors and adjust their strategies accordingly to remain resilient and adaptable. The text also mentions the importance of maintaining strong relationships with stakeholders and the community.

6. The sixth part of the document concludes by summarizing the key findings and recommendations. It reiterates the importance of data-driven decision-making, technological innovation, and effective human resource management. The text encourages organizations to continue to explore new opportunities and challenges in the future.

