



US00D700429S

(12) **United States Design Patent**
Miner

(10) **Patent No.:** **US D700,429 S**

(45) **Date of Patent:** **** Mar. 4, 2014**

(54) **SHOE UPPER**

(71) Applicant: **NIKE, Inc.**, Beaverton, OR (US)

(72) Inventor: **Mark C. Miner**, Portland, OR (US)

(73) Assignee: **NIKE, Inc.**, Beaverton, OR (US)

(**) Term: **14 Years**

(21) Appl. No.: **29/475,069**

(22) Filed: **Nov. 27, 2013**

(51) **LOC (10) Cl.** **02-99**

(52) **U.S. Cl.**
USPC **D2/973**

(58) **Field of Classification Search**
USPC D2/902, 906-908, 946, 969, 972-974;
36/45, 50.1, 77 M, 77 R, 83, 88, 113,
36/114, 126-131
See application file for complete search history.

(56) **References Cited**

U.S. PATENT DOCUMENTS

D265,016 S	6/1982	Haddox	
D305,076 S *	12/1989	Crowley	D2/969
D322,712 S *	12/1991	Aveni	D2/973
D339,449 S	9/1993	Hatfield	
D377,414 S	1/1997	Hatfield	
D381,799 S	8/1997	Hatfield	
D385,403 S *	10/1997	Kuerbis	D2/972
D391,053 S *	2/1998	Lucas	D2/972
D391,070 S *	2/1998	Ford	D2/972
D401,051 S	11/1998	Hamel	
D432,781 S *	10/2000	Hardy	D2/972
D500,197 S	12/2004	Young	
D548,948 S *	8/2007	Hui	D2/972
D595,499 S	7/2009	Dekovic	
D603,597 S *	11/2009	Bacon	D2/969
D624,745 S	10/2010	Henderson	
D625,094 S *	10/2010	Raysse	D2/969
D636,586 S *	4/2011	Williams, Jr.	D2/972

D636,587 S *	4/2011	Williams, Jr.	D2/972
D638,621 S	5/2011	Mayden	
D642,370 S	8/2011	Dolan	
D642,371 S	8/2011	Dolan	
D643,200 S	8/2011	Chang	
D645,241 S	9/2011	McCullagh	
D648,518 S	11/2011	Chang	
D649,771 S	12/2011	Lee	
D650,570 S	12/2011	Luedecke	
D650,571 S	12/2011	Thornhill	
D653,442 S	2/2012	Hui	
D659,986 S	5/2012	Maejima	
D661,885 S	6/2012	Williams	

(Continued)

OTHER PUBLICATIONS

Nike Footwear Catalog, 1993 Fall Footwear, p. 8, published Dec. 1992, NIKE, Inc., USA.

(Continued)

Primary Examiner — Dominic Simone

(74) *Attorney, Agent, or Firm* — Banner & Witcoff, Ltd.


(57) **CLAIM**

The ornamental design for a shoe upper, as shown and described.

DESCRIPTION

FIG. 1 is a front perspective view of a shoe upper showing my new design;
FIG. 2 is a side view thereof; and,
FIG. 3 is a rear perspective view thereof.
The broken lines immediately adjacent to the shaded area represent unclaimed boundaries of the design. The unshaded eyelet regions that are demarcated by broken lines form no part of the claimed design. The broken lines showing the remainder of the shoe are for environmental purposes only and form no part of the claimed design.

1 Claim, 3 Drawing Sheets



(56)

References Cited

U.S. PATENT DOCUMENTS

D671,734 S 12/2012 Petrie
D672,135 S 12/2012 Williams
D675,006 S 1/2013 Thornhill
D675,422 S 2/2013 Avar et al.
D675,423 S 2/2013 Fogg et al.
D676,227 S * 2/2013 Lee D2/972
D676,228 S 2/2013 Avar et al.
D676,643 S 2/2013 Lee
D676,644 S 2/2013 Avar et al.
D676,646 S 2/2013 Avar et al.
D676,647 S * 2/2013 O'Connor D2/972
D676,648 S 2/2013 O'Connor
D681,934 S 5/2013 Mueller
D681,935 S 5/2013 Raasch
D682,526 S 5/2013 Link
D682,531 S 5/2013 O'Shea

D682,533 S 5/2013 Little
D682,534 S 5/2013 Little
D683,133 S 5/2013 Petrie
D683,946 S 6/2013 Williams
D687,220 S 8/2013 Aveni
D687,625 S 8/2013 Aveni
D688,862 S 9/2013 Young
D689,685 S 9/2013 Chang
D690,924 S 10/2013 Hardman
D690,925 S 10/2013 Hardman

OTHER PUBLICATIONS

Nike Footwear Catalog, 2011 Fall: Men's Performance Footwear, p. 20, published Nov. 2010, NIKE, Inc., USA.
Nike Footwear Catalog, 2011 Fall: Women's Performance Footwear, p. 9, published Nov. 2010, NIKE, Inc., USA.

* cited by examiner

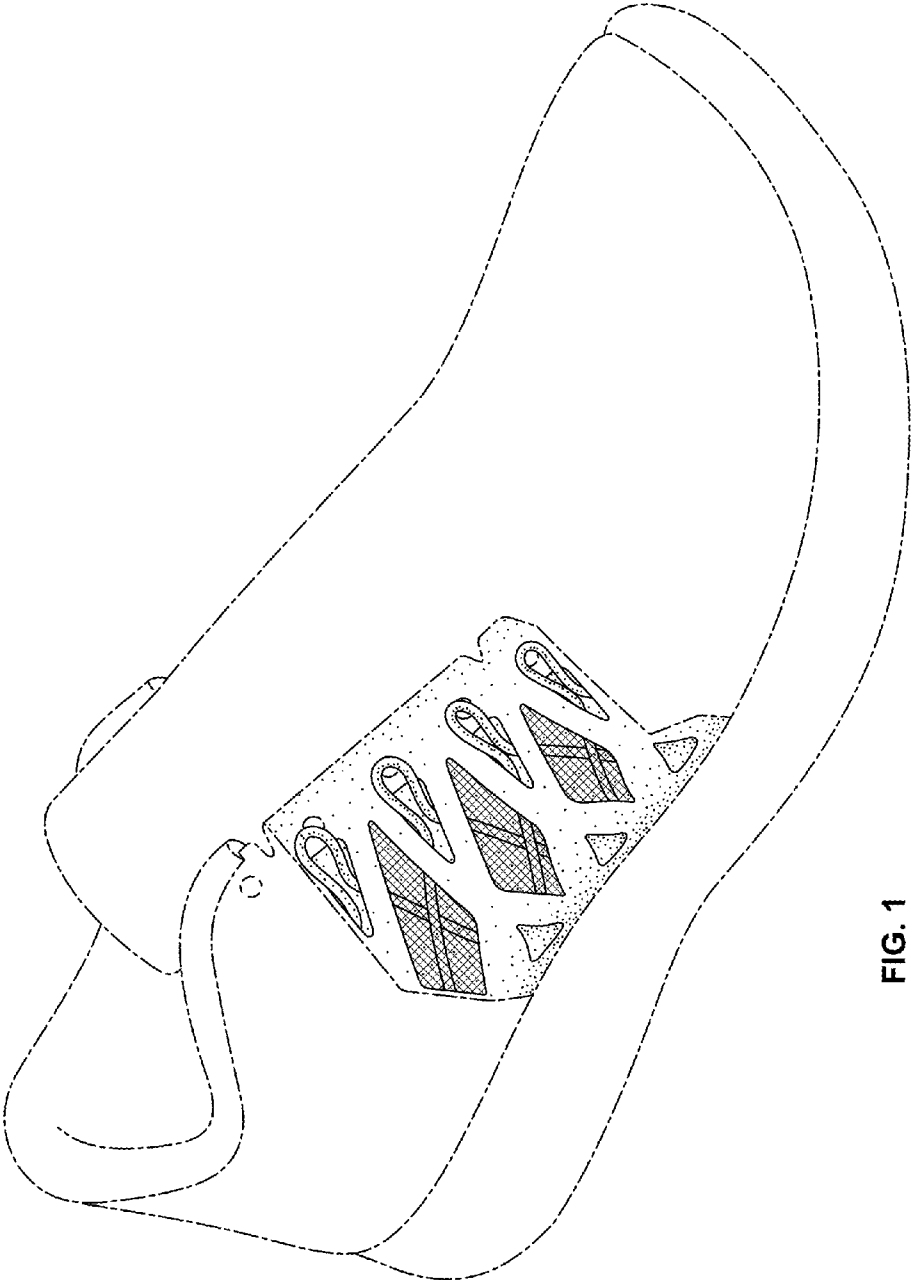


FIG. 1

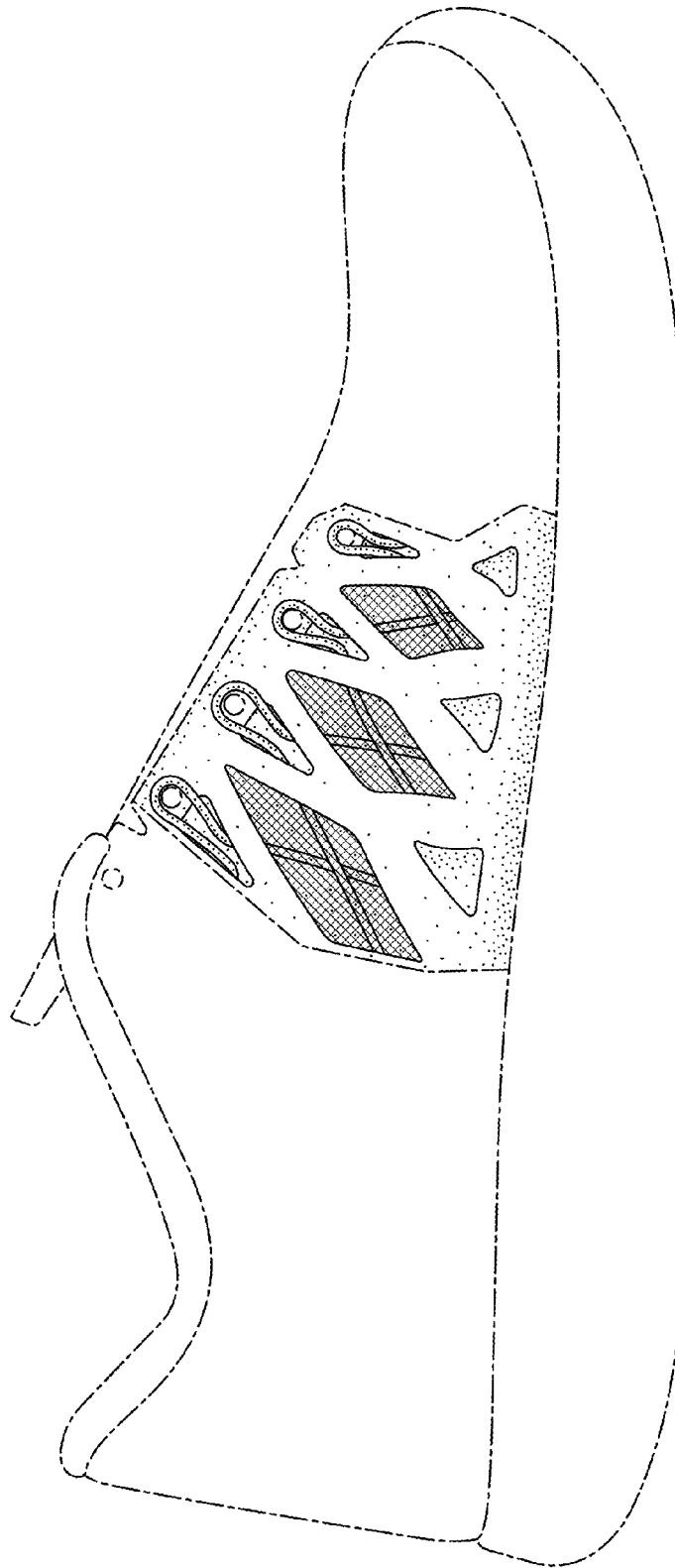


FIG. 2

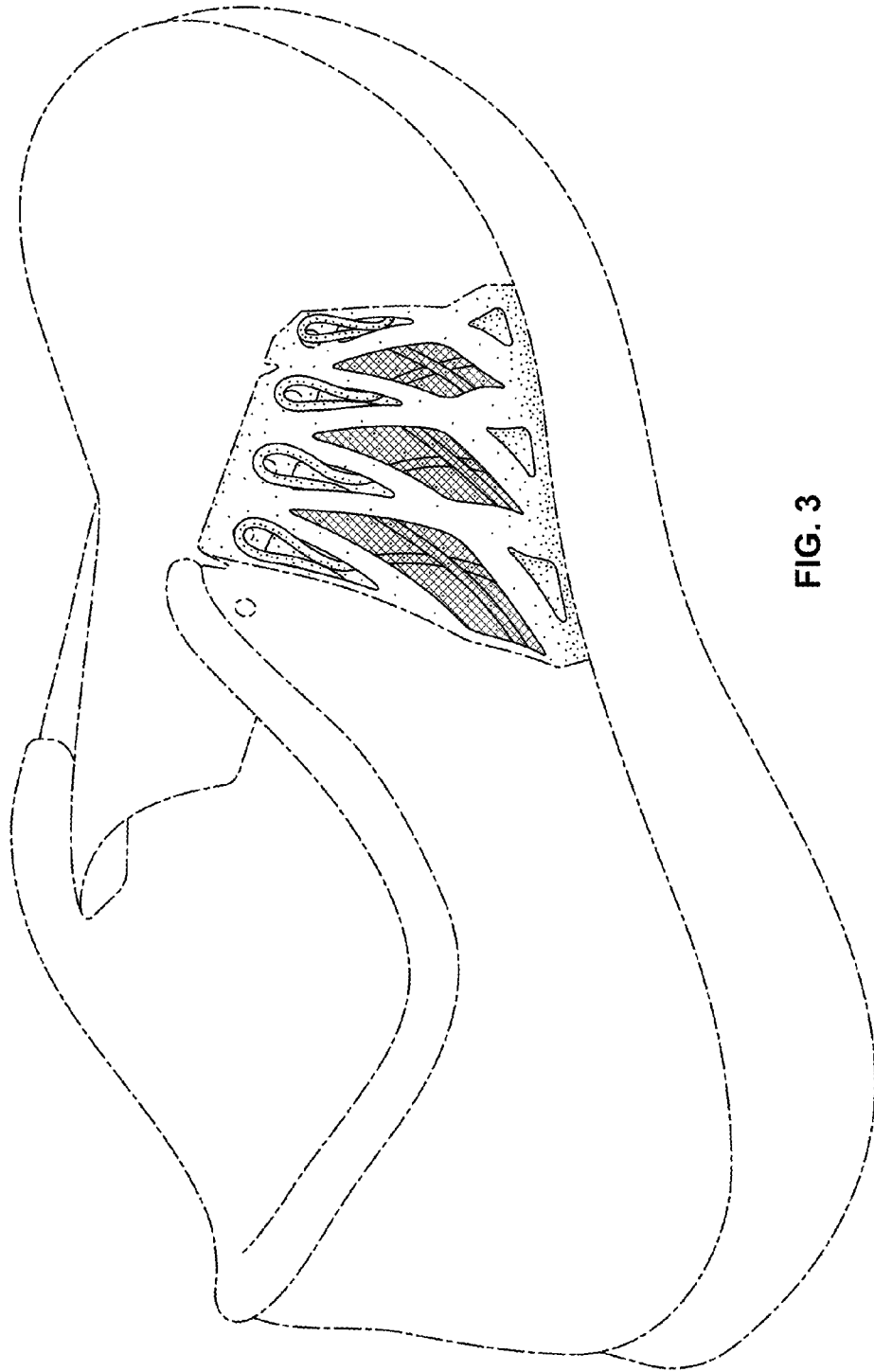


FIG. 3