



INTERNATIONAL APPLICATION PUBLISHED UNDER THE PATENT COOPERATION TREATY (PCT)

(51) International Patent Classification ⁶ : C07D 453/02, A61K 31/435	A1	(11) International Publication Number: WO 97/03984 (43) International Publication Date: 6 February 1997 (06.02.97)
(21) International Application Number: PCT/IB96/00648 (22) International Filing Date: 4 July 1996 (04.07.96) (30) Priority Data: 60/001,191 17 July 1995 (17.07.95) US (71) Applicant (for all designated States except US): PFIZER INC. [US/US]; 235 East 42nd Street, New York, NY 10017 (US). (72) Inventors; and (75) Inventors/Applicants (for US only): TICKNER, Derek, L. [US/US]; 14 Longview Avenue, Waterford, CT 06385 (US). MELTZ, Morgan [GB/US]; 115 Roxbury Road, Niantic, CT 06357 (US). (74) Agents: SPIEGEL, Allen, J. et al.; Pfizer Inc., Patent Dept., 235 East 42nd Street, New York, NY 10017 (US).		(81) Designated States: AU, CA, CN, CZ, HU, IL, JP, KR, MX, NO, NZ, PL, RU, SG, US, European patent (AT, BE, CH, DE, DK, ES, FI, FR, GB, GR, IE, IT, LU, MC, NL, PT, SE). Published <i>With international search report.</i>
(54) Title: RESOLUTION OF 1-AZABICYCLO[2.2.2]OCTAN-3-AMINE, 2-(DIPHENYLMETHYL)-N-[[2-METHOXY-5-(1-METHYLETHYL)PHENYL]METHYL]		
(57) Abstract This invention relates to a process for resolving 1-azabicyclo[2.2.2]octan-3-amine, 2-(diphenylmethyl)-N-[[2-methoxy-5-(1-methylethyl)phenyl]methyl] comprising reacting 1-azabicyclo[2.2.2]octan-3-amine, 2-(diphenylmethyl)-N-[[2-methoxy-5-(1-methylethyl)phenyl]methyl] with 1R(-)-10-camphorsulfonic acid in solvent capable of dissolving both of the foregoing reagents, and selectively dissolving the camphorsulfonic acid salt of the corresponding (2R, 3R) enantiomer relative to the (2S, 3S) enantiomer, to form the camphorsulfonic acid salt of (2S, 3S)-1-azabicyclo[2.2.2]octan-3-amine, 2-(diphenylmethyl)-N-[[2-methoxy-5-(1-methylethyl)phenyl]methyl], and then optionally hydrolyzing such salt to obtain the free base of the (2S, 3S) enantiomer.		

FOR THE PURPOSES OF INFORMATION ONLY

Codes used to identify States party to the PCT on the front pages of pamphlets publishing international applications under the PCT.

AM	Armenia	GB	United Kingdom	MW	Malawi
AT	Austria	GE	Georgia	MX	Mexico
AU	Australia	GN	Guinea	NE	Niger
BB	Barbados	GR	Greece	NL	Netherlands
BE	Belgium	HU	Hungary	NO	Norway
BF	Burkina Faso	IE	Ireland	NZ	New Zealand
BG	Bulgaria	IT	Italy	PL	Poland
BJ	Benin	JP	Japan	PT	Portugal
BR	Brazil	KE	Kenya	RO	Romania
BY	Belarus	KG	Kyrgyzstan	RU	Russian Federation
CA	Canada	KP	Democratic People's Republic of Korea	SD	Sudan
CF	Central African Republic	KR	Republic of Korea	SE	Sweden
CG	Congo	KZ	Kazakhstan	SG	Singapore
CH	Switzerland	LI	Liechtenstein	SI	Slovenia
CI	Côte d'Ivoire	LK	Sri Lanka	SK	Slovakia
CM	Cameroon	LR	Liberia	SN	Senegal
CN	China	LT	Lithuania	SZ	Swaziland
CS	Czechoslovakia	LU	Luxembourg	TD	Chad
CZ	Czech Republic	LV	Latvia	TG	Togo
DE	Germany	MC	Monaco	TJ	Tajikistan
DK	Denmark	MD	Republic of Moldova	TT	Trinidad and Tobago
EE	Estonia	MG	Madagascar	UA	Ukraine
ES	Spain	ML	Mali	UG	Uganda
FI	Finland	MN	Mongolia	US	United States of America
FR	France	MR	Mauritania	UZ	Uzbekistan
GA	Gabon			VN	Viet Nam

-1-

5 RESOLUTION OF 1-AZABICYCLO[2.2.2] OCTAN-3-AMINE,v 2-(DIPHENYLMETHYL)-N-[[2-METHOXY-5-(1-METHYLETHYL)PHENYL]METHYL]

This invention relates to a process for resolving 1-azabicyclo[2.2.2]octan-3-amine, 2-(diphenylmethyl)-N-[[2-methoxy-5-(1-methylethyl)phenyl]methyl].

The above compound (hereinafter also referred to as "the racemate") and the
10 (2S, 3S) enantiomer of such compound (hereinafter also referred to as "the (2S, 3S) enantiomer") are substance P receptor antagonists that are useful in the treatment and prevention of a wide variety of central nervous system, gastrointestinal, inflammatory and other disorders. The racemate and the (2S, 3S) enantiomer, as well as methods by which they can be prepared, are referred to in United States Patent Application
15 08/211,120, which was filed on May 23, 1994 as the U.S. national phase of International Patent Application PCT/U.S. 92/03317, which was filed on April 28, 1992. United States Patent Application 08/211,120 is incorporated herein by reference in its entirety. Both the above compounds and methods for preparing them are referred to, generically, in
20 United States Patent 5,162,339, which issued on November 10, 1992. This patent is also incorporated herein by reference in its entirety.

Summary of the Invention

This invention relates to a process for resolving 1-azabicyclo[2.2.2]octan-3-amine, 2-(diphenylmethyl)-N-[[2-methoxy-5-(1-methylethyl)phenyl]methyl] comprising reacting 1-azabicyclo[2.2.2]octan-3-amine, 2-(diphenylmethyl)-N-[[2-methoxy-5-(1-
25 methylethyl)phenyl]methyl] with 1R(-)-10-camphorsulfonic acid in an appropriate solvent to form the camphorsulfonic acid salt of (2S, 3S)-1-azabicyclo[2.2.2]octan-3-amine, 2-(diphenylmethyl)-N-[[2-methoxy-5-(1-methylethyl)phenyl]methyl], and then optionally hydrolyzing such salt to obtain the free base of the (2S, 3S) enantiomer.

The solvent for the above resolution can be any solvent that is capable of
30 resolving both the racemate and the camphorsulfonic acid resolving agent and of selectively dissolving the camphorsulfonic acid salt of the corresponding (2R,3R) enantiomer relative to that of the (2S,3S) enantiomer. Examples of such solvents are acetonitrile acetone and ethanol. Acetonitrile is preferred.

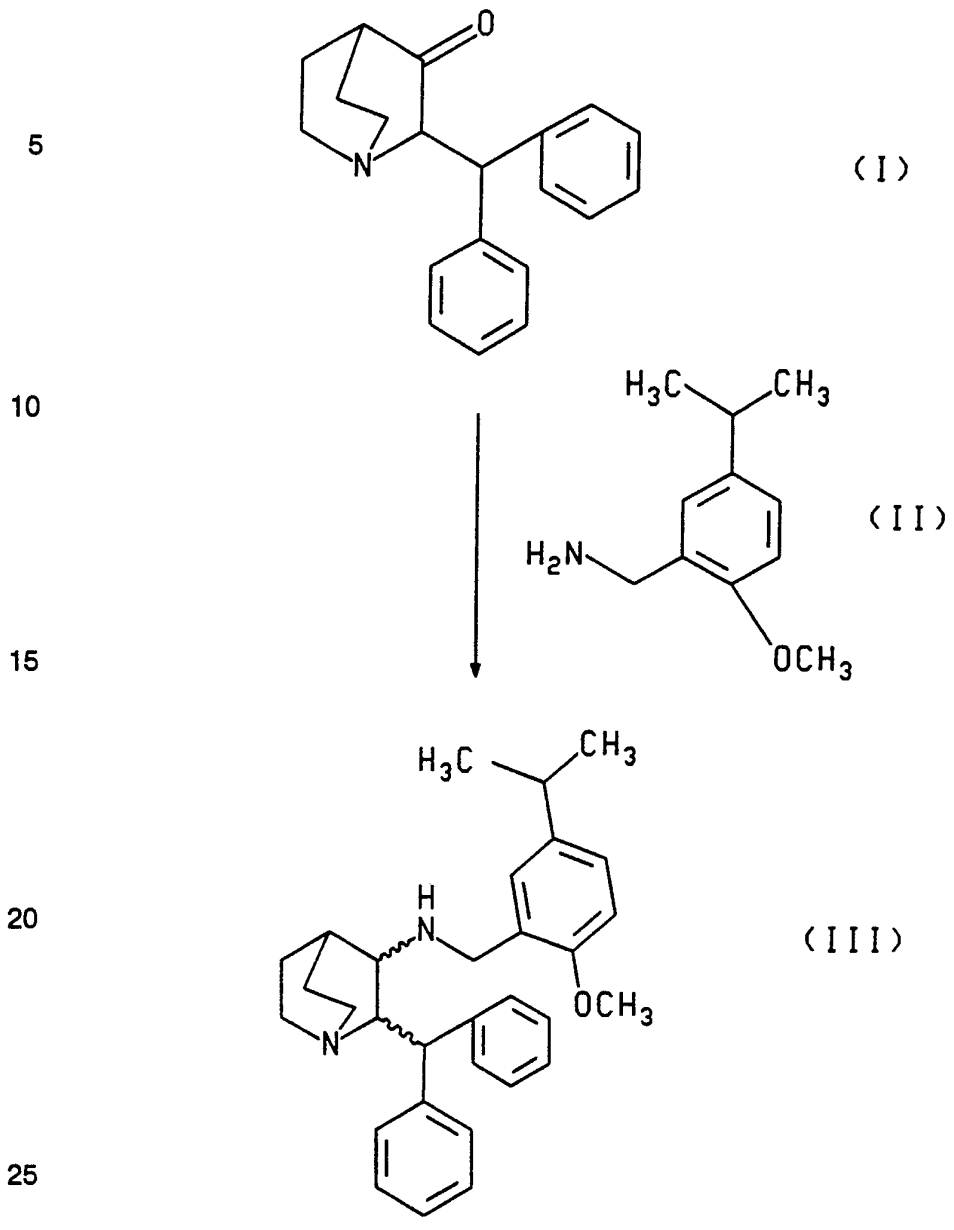
The camphorsulfonic acid salt of the (2S, 3S) enantiomer that is obtained from
35 the above resolution process can be optionally repulped as exemplified in section B, paragraph 2 of the Example, to increase the optical purity of the product.

Detailed Description of the Invention

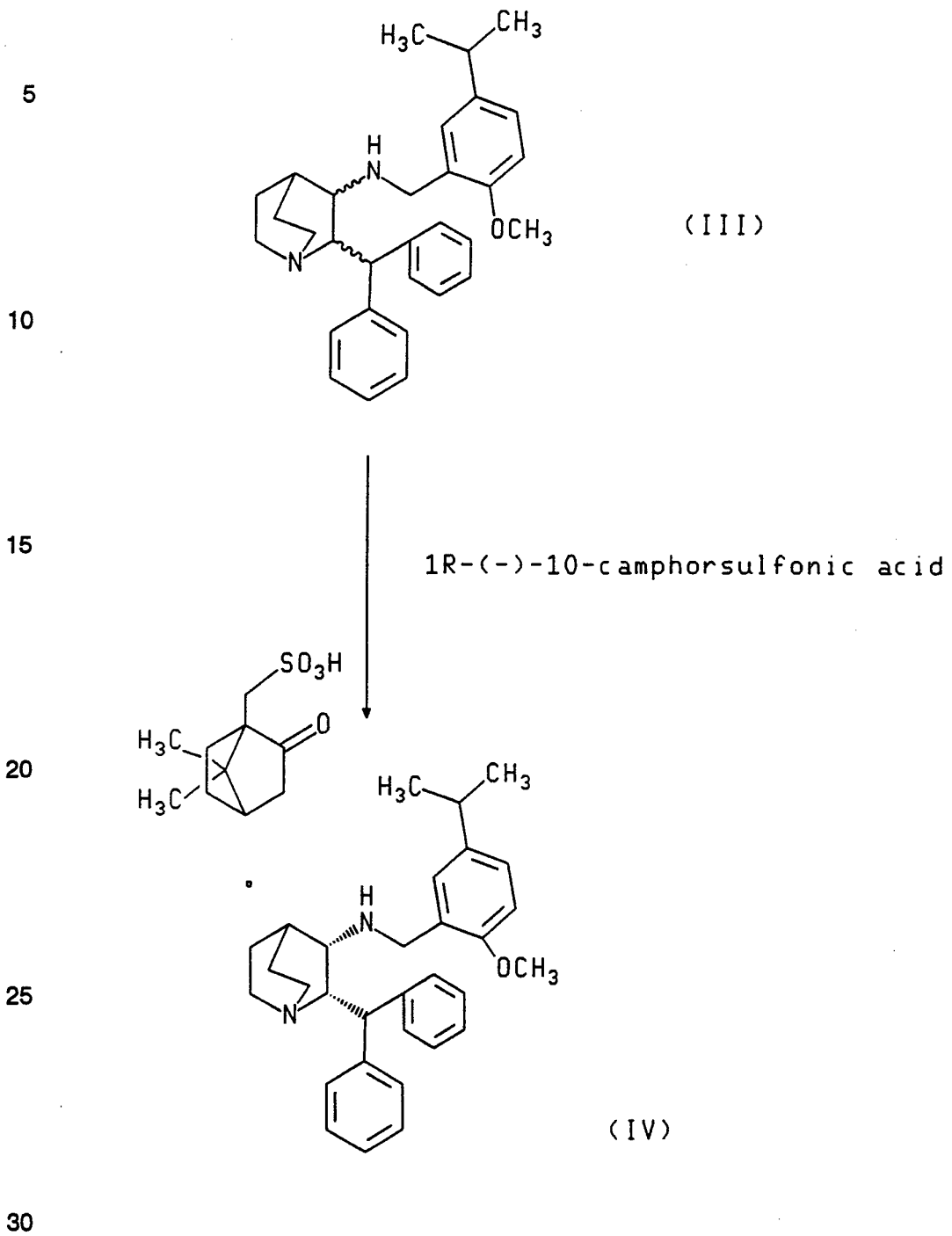
Scheme 1 below illustrates a method by which the racemate can be prepared. Scheme 2 below illustrates the resolution of the racemate to form the camphorsulfonic acid salt of the (2S, 3S) enantiomer. Scheme 3 illustrates the cleavage of the camphorsulfonic acid salt of the (2S, 3S) enantiomer to form the optically active free base of such enantiomer.

5

SCHEME 1

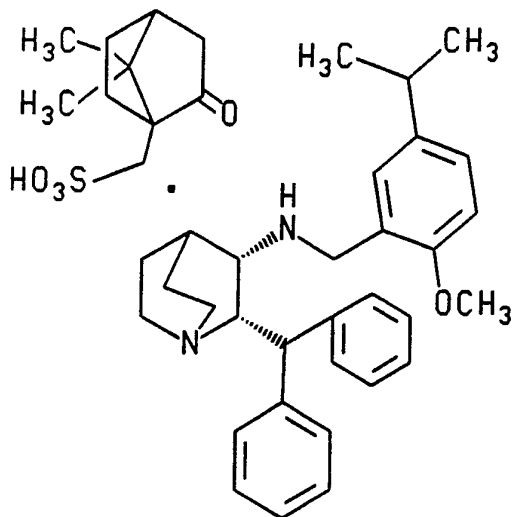


SCHEME 2



SCHEME 3

5



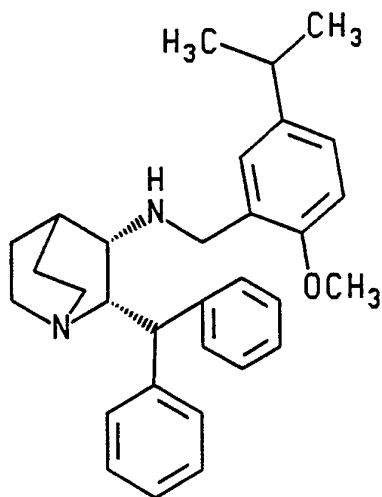
10

(IV)

15



20

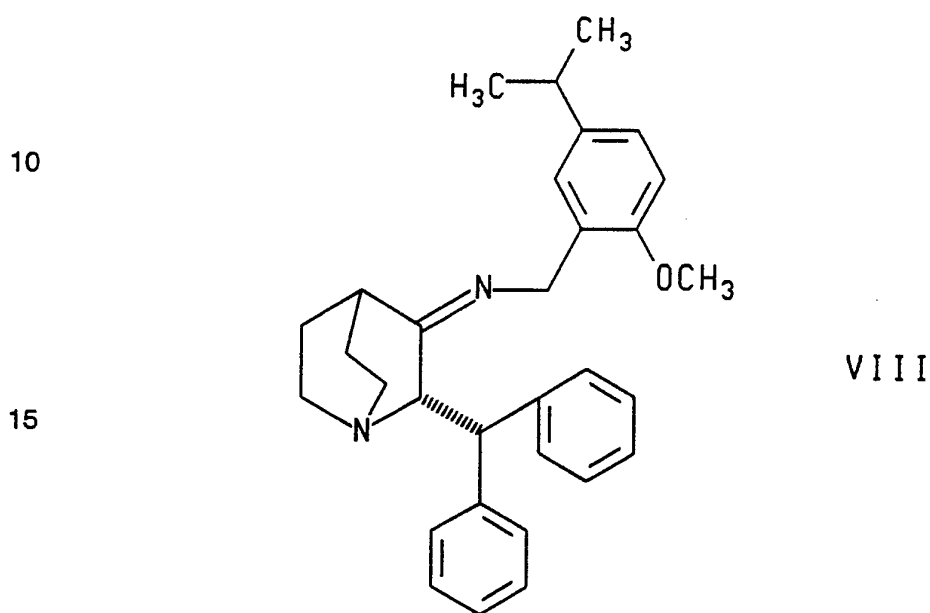


25

(V)

30

Referring to scheme 1, the racemate can be prepared by the following two step procedure. The first step involves dehydration of the compound of formula I by reaction with the compound of formula II in the presence of a catalytic amount of camphorsulfonic acid and a drying agent or apparatus designed to remove azeotropically the water generated (e.g., molecular sieves or a Dean Stark trap), to produce an imine intermediate of the formula



20 Suitable solvents for this reaction include toluene, dichloromethane, benzene and xylenes. Suitable drying agents/solvent systems include magnesium sulfate, titanium tetrachloride/dichloromethane, titanium isopropoxide/dichloromethane and molecular sieves/THF. Magnesium sulfate is preferred. When a Dean-Stark trap is used, the solvent is preferably toluene. This reaction may be run at a temperature from about

25 25°C to about 110°C. The reflux temperature of the solvent is preferred.

Examples of other catalysts that may be used in place of camphorsulfonic acid are methanesulfonic acid and paratoluenesulfonic acid.

The imine intermediate may be reacted in situ (as described in the Example) or after being isolated, with a reducing agent such as sodium triacetoxyborohydride, sodium cyanoborohydride, sodium borohydride, hydrogen and a metal catalyst, zinc and hydrochloric acid, borane dimethylsulfide or formic acid, to produce the racemate.

30 Suitable reaction inert solvents for this reaction include non-ketone containing solvents such as lower alcohols (e.g., methanol, ethanol and isopropanol), acetic acid,

-7-

chloroform, isopropyl ether, methylene chloride, tetrahydrofuran (THF), and combinations of the foregoing solvents, e.g., acetic acid in THF or acetic acid in methylene chloride. This reaction is generally carried out at a temperature from about 0°C to about 30°C, preferably from about 0°C to about 10°C. When sodium triacetoxyborohydride is the reducing agent, it is preferable that the solvent be other than a lower alcohol. Preferably, the reducing agent is sodium triacetoxyborohydride and the solvent is acetic acid in THF.

The resolution step, which is illustrated in scheme 2, comprises reacting 1-azabicyclo[2.2.2]octan-3-amine, 2-(diphenylmethyl)-N-[[2-methoxy-5-(1-methylethyl)phenyl]methyl] with 1R-(-)-10-camphorsulfonic acid in a solvent capable of dissolving both of the foregoing reagents and of selectively (i.e., preferentially) dissolving the camphorsulfonic acid salt of the corresponding (2R,3R) enantiomer relative to that of the (2S,3S) enantiomer, and stirring the mixture to form the optically active camphorsulfonic acid salt of (2S, 3S)-1-azabicyclo[2.2.2]octan-3-amine, 2-(diphenylmethyl)-N-[[2-methoxy-5-(1-methylethyl)phenyl]methyl]. The salt can then be isolated using conventional techniques (e.g., as described in section B, paragraph 1 of the Example, by stirring for several hours, filtering off the precipitate, washing the filter cake and vacuum drying).

The above resolution is preferably carried out under a nitrogen atmosphere. The reaction temperature can range from about 10°C to about 50°C, with the higher temperatures in this range favoring optical purity over yield and the temperatures at the lower end of the range favoring yield over optical purity.

The camphorsulfonic acid salt of the (2S, 3S) enantiomer that is obtained from the above resolution process can be optionally repulped, as exemplified in section B, paragraph 2 of the Example, to increase the optical purity of the product.

The camphorsulfonic acid salt of (2S, 3S)-1-azabicyclo[2.2.2]octan-3-amine, 2-(diphenylmethyl)-N-[[2-methoxy-5-(1-methylethyl)phenyl]methyl] can also optionally be hydrolyzed, as depicted in scheme 3, to obtain the free base of the (2S, 3S) enantiomer. Such hydrolysis can be accomplished by reacting the salt with an appropriate alkaline agent using methods well known to those skilled in the art. For example, the optically active precipitate can be partitioned between dichloromethane and an aqueous base such as sodium or potassium hydroxide or potassium carbonate, or an alcoholic solution of the precipitate can be stirred with a basic ion exchange

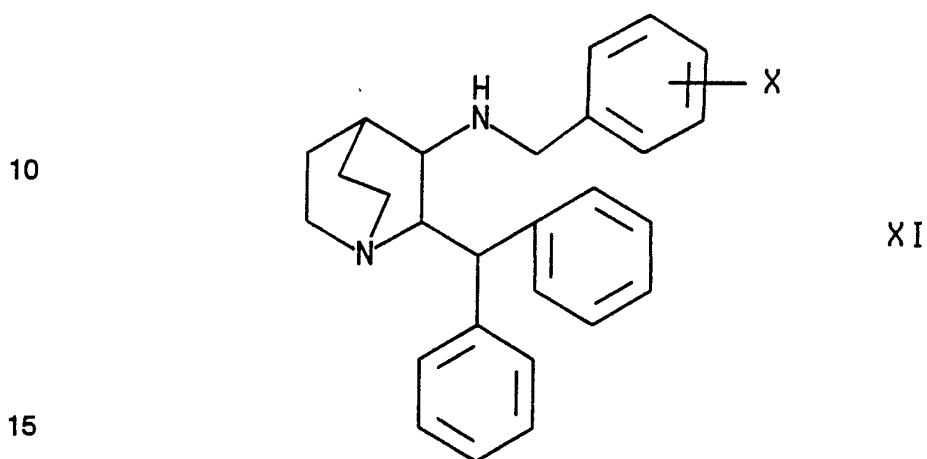
-8-

resin. The free base, which is obtained in solution, can then be isolated or converted in solution to the corresponding hydrochloric acid salt or other desired acid addition salt.

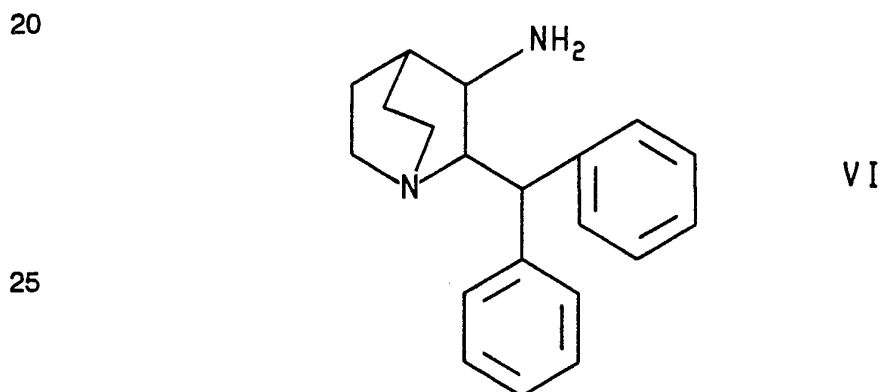
Another method by which the racemate can be prepared is described below.

5 (This method can also be used to prepare the (2S, 3S) or (2R, 3R) enantiomer).

A compound of the formula

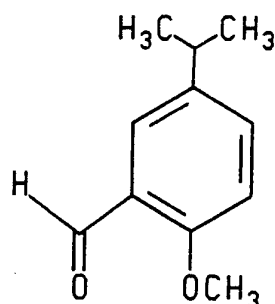


wherein X is hydrogen or methoxy, having the same absolute stereochemistry as the desired product, is subjected to hydrolytic removal of the benzyl or methoxybenzyl group to produce the corresponding compound of the formula



having the same desired stereochemistry, and then reacting the above compound so
30 formed with an aldehyde of the formula

-9-



VII

5

in the presence of a reducing agent.

Hydrolytic removal of the benzyl or methoxybenzyl group is generally carried out
10 using a strong mineral acid such as hydrochloric, hydrobromic or hydroiodic acid, at
a temperature from about room temperature to about the reflux temperature of the acid.
Preferably, the reaction is conducted in hydrobromic acid at the reflux temperature.
This reaction is usually carried out for a period of about 2 hours.

Alternatively, hydrolytic removal of the benzyl or methoxybenzyl group in the
15 above procedure may be replaced by hydrogenolytic removal of such group.
Hydrogenolytic removal is generally accomplished using hydrogen in the presence of
a metal containing catalyst such as platinum or palladium. This reaction is usually
conducted in a reaction inert solvent such as acetic acid or a lower alcohol, at a
temperature from about 0°C to about 50°C. The benzyl or methoxybenzyl group may
20 also be removed, alternatively, by treating the compound of formula II with a dissolving
metal such as lithium or sodium in ammonia at a temperature from about -30°C to
about 78°C, or with a formate salt in the presence of palladium or with cyclohexane in
the presence of palladium.

Preferably, the benzyl or methoxybenzyl group is removed by treating the
25 compound of formula XI with hydrogen in the presence of palladium hydroxide on
carbon in methanol containing hydrochloric acid at a temperature of about 25°C.

The resulting compound of formula VI can be converted into the desired
racemate (or enantiomer) by reaction with the aldehyde of formula VII in the presence
of a reducing agent. The reaction is typically carried out using a reducing agent such
30 as sodium cyanoborohydride, sodium triacetoxyborohydride, sodium borohydride,
hydrogen and a metal catalyst, zinc and hydrochloric acid, borane dimethylsulfide or
formic acid at a temperature from about -60°C to about 50°C. Suitable reaction inert
solvents for this reaction include non-ketone containing solvents such as lower alcohols

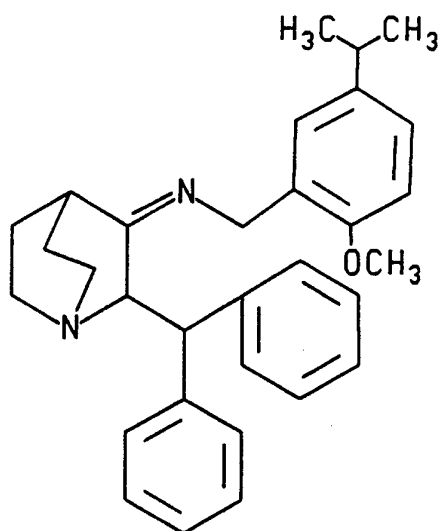
-10-

(e.g., methanol, ethanol and isopropanol), acetic acid, methylene chloride, tetrahydrofuran (THF), and combinations of the foregoing solvents. Preferably, the solvent is methylene chloride, the temperature is about 25°C, and the reducing agent is sodium triacetoxyborohydride.

5 Alternatively, the reaction of the compound of the formula VI with the compound of the formula VII may be carried out in the presence of a drying agent or using an apparatus designed to remove azeotropically the water generated, to produce an imine of the formula

10

15



VIII

20

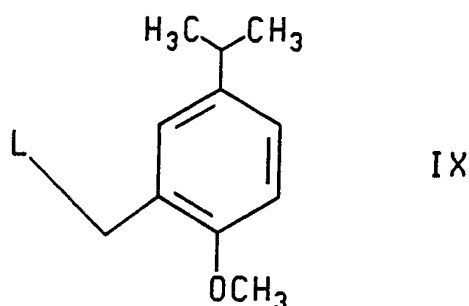
which is then reacted with a reducing agent as described above, preferably with sodium triacetoxyborohydride at about room temperature. The preparation of the imine is generally carried out in a reaction inert solvent such as benzene, xylenes or toluene, preferably toluene, at a temperature from about 25°C to about 110°C, preferably at

25 about the reflux temperature of the solvent. Suitable drying agents/solvent systems include titanium tetrachloride/dichloromethane, titanium isopropoxide/dichloromethane and molecular sieves/THF. Titanium tetrachloride/dichloromethane is preferred.

The racemate (and both enantiomers) can also be prepared from a compound of the formula VI having the same stereochemistry by reacting the compound of formula

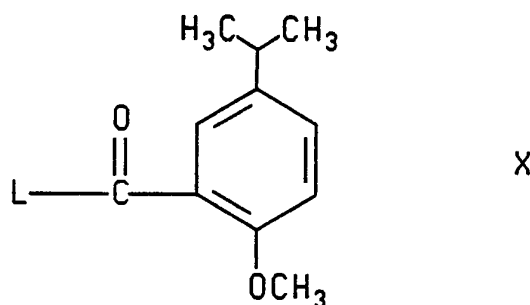
30 VI with a compound of the formula

-11-



wherein L is a suitable leaving group (e.g., chloro, bromo, iodo or mesylate). This
10 reaction is generally carried out in a reaction inert solvent such as dichloromethane or
THF, preferably dichloromethane, at a temperature from about 0°C to about 60°C,
preferably at about 25°C.

The racemate (and both enantiomers) can also be prepared from a compound
of the formula VI having the same stereochemistry by reacting the compound of formula
15 VI with a compound of the formula



wherein L is defined as above or is imidazole, and then reducing the resulting amide.
This reaction is typically carried out in an inert solvent such as THF or dichloromethane
25 at a temperature from about -20°C to about 60°C, preferably in dichloromethane at
about 0°C. Reduction of the resulting amide is accomplished by treatment with a
reducing agent such as borane dimethylsulfide complex, lithium aluminum hydride or
diisobutylaluminum hydride in an inert solvent such as ethyl ether or THF. The reaction
temperature may range from about 0°C to about the reflux temperature of the solvent.
30 Preferably, the reduction is accomplished using borane dimethylsulfide complex in THF
at about 60°C.

The racemate and the (2S, 3S) enantiomer are basic in nature and are therefore
capable of forming a wide variety of different salts with various inorganic and organic

acids. Although such salts must be pharmaceutically acceptable for administration to animals, it is often desirable in practice to initially isolate the active compound from the reaction mixture as a pharmaceutically unacceptable salt and then simply convert the latter back to the free base compound by treatment with an alkaline reagent and subsequently convert the latter free base to a pharmaceutically acceptable acid addition salt. The acid addition salts of the racemate and (2S, 3S) enantiomer can be readily prepared by treating the base compound with a substantially equivalent amount of the chosen mineral or organic acid in an aqueous solvent medium or in a suitable organic solvent, such as methanol or ethanol. Upon careful evaporation of the solvent, the desired solid salt is readily obtained.

The racemate and the (2S, 3S) enantiomer and their pharmaceutically acceptable salts (hereinafter also referred to as "the active compounds") exhibit substance P receptor binding activity and therefore are of value in the treatment and prevention of clinical conditions or disorders in mammals, including humans, the treatment or prevention of which can be effected or facilitated by a decrease in substance P mediated neurotransmission. Such conditions include inflammatory diseases (e.g., arthritis, psoriasis, asthma and inflammatory bowel disease), anxiety, depression or dysthymic disorders, colitis, emesis, psychosis, pain, allergies such as eczema and rhinitis, chronic obstructive airways disease, hypersensitivity disorders such as poison ivy, hypertension, vasospastic diseases such as angina, migraine and Reynaud's disease, fibrosing and collagen diseases such as scleroderma and eosinophilic fasciitis, reflex sympathetic dystrophy such as shoulder/hand syndrome, addiction disorders such as alcoholism, stress related somatic disorders, peripheral neuropathy, neuralgia, neuropathological disorders such as Alzheimer's disease, AIDS related dementia, diabetic neuropathy and multiple sclerosis, sunburn, stroke, eye disorders, disorders related to immune enhancement or suppression such as systemic lupus erythematosus, disorders caused or mediated by angiogenesis or of which angiogenesis is a symptom, and rheumatic diseases such as fibrositis.

The active compounds can be administered via either the oral, parenteral or topical routes. In general, these compounds are most desirably administered in dosages ranging from about 0.5 mg to about 500 mg per day, although variations will necessarily occur depending upon the weight and condition of the subject being treated and the particular route of administration chosen. Variations may occur

depending upon the species of animal being treated and its individual response to said medicament, as well as on the type of pharmaceutical formulation chosen and the time period and interval at which such administration is carried out. In some instances, dosage levels below the lower limit of the aforesaid range may be more than adequate, while in other cases still larger doses may be employed without causing any harmful side effect, provided that such larger doses are first divided into several small doses for administration throughout the day.

The active compounds may be administered alone or in combination with pharmaceutically acceptable carriers or diluents by either of the three routes previously indicated, and such administration may be carried out in single or multiple doses. More particularly, such compounds can be administered in a wide variety of different dosage forms, i.e., they may be combined with various pharmaceutically acceptable inert carriers in the form of tablets, capsules, lozenges, troches, hard candies, powders, sprays, creams, salves, suppositories, jellies, gels, pastes, lotions, ointments, aqueous suspensions, injectable solutions, elixirs, syrups, and the like. Such carriers include solid diluents or fillers, sterile aqueous media and various non-toxic organic solvents, etc. Moreover, oral pharmaceutical compositions can be suitably sweetened and/or flavored. In general, the active compound or a pharmaceutically acceptable salt thereof is present in such dosage forms at concentration levels ranging from about 5.0% to about 70% by weight.

For oral administration, tablets containing various excipients such as microcrystalline cellulose, sodium citrate, calcium carbonate, dicalcium phosphate and glycine may be employed along with various disintegrants such as starch (and preferably corn, potato or tapioca starch), alginic acid and certain complex silicates, together with granulation binders like polyvinylpyrrolidone, sucrose, gelatin and acacia. Additionally, lubricating agents such as magnesium stearate, sodium lauryl sulfate and talc are often very useful for tableting purposes. Solid compositions of a similar type may also be employed as fillers in gelatin capsules; preferred materials in this connection also include lactose or milk sugar as well as high molecular weight polyethylene glycols. When aqueous suspensions and/or elixirs are desired for oral administration, the active ingredient may be combined with various sweetening or flavoring agents, coloring matter or dyes, and, if so desired, emulsifying and/or

suspending agents as well, together with such diluents as water, ethanol, propylene glycol, glycerin and various like combinations thereof.

For parenteral administration, solutions of an active compound in either sesame or peanut oil or in aqueous propylene glycol may be employed. The aqueous solutions
5 should be suitably buffered (preferably pH greater than 8) if necessary and the liquid diluent first rendered isotonic. These aqueous solutions are suitable for intravenous injection purposes. The oily solutions are suitable for intraarticular, intramuscular and subcutaneous injection purposes. The preparation of all these solutions under sterile conditions is readily accomplished by standard pharmaceutical techniques well known
10 to those skilled in the art.

Additionally, it is also possible to administer the active compounds topically when treating inflammatory conditions of the skin and this may preferably be done by way of creams, jellies, gels, pastes, ointments and the like, in accordance with standard pharmaceutical practice.

15 The activity of the active compounds as substance P receptor antagonists may be determined by its ability to inhibit the binding of substance P at its receptor sites in bovine caudate tissue, employing radioactive ligands to visualize the tachykinin receptors by means of autoradiography. The substance P antagonizing activity of such compounds may be evaluated by using the standard assay procedure described by M.
20 A. Cascieri *et al.*, as reported in the Journal of Biological Chemistry, Vol. 258, p. 5158 (1983). This method essentially involves determining the concentration of the active compound of this invention, or a pharmaceutically acceptable salt thereof, required to reduce by 50% the amount of radiolabelled substance P ligands at their receptor sites in said isolated cow tissues, thereby affording characteristic IC_{50} values for the
25 compound tested.

In this procedure, bovine caudate tissue is removed from a $-70^{\circ}C$ freezer and homogenized in 50 volumes (w./v.) of an ice-cold 50 mM Tris (*i.e.*, trimethamine which is 2-amino-2-hydroxymethyl-1,3-propanediol) hydrochloride buffer having a pH of 7.7. The homogenate is centrifuged at 30,000 x G for a period of 20 minutes. The pellet is
30 resuspended in 50 volumes of Tris buffer, rehomogenized and then recentrifuged at 30,000 x G for another twenty- minute period. The pellet is then resuspended in 40 volumes of ice-cold 50 mM Tris buffer (pH 7.7) containing 2 mM of calcium chloride, 2 mM of magnesium chloride, 40 g/ml of bacitracin, 4 μ g/ml of leupeptin, 2 μ g of

-15-

chymostatin and 200 g/ml of bovine serum albumin. This step completes the production of the tissue preparation.

The radioligand binding procedure is then carried out in the following manner, viz., by initiating the reaction via the addition of 100 μ l of the test compound made up to a concentration of 1 μ M, followed by the addition of 100 μ l of radioactive ligand made up to a final concentration 0.5 mM and then finally by the addition of 800 μ l of the tissue preparation produced as described above. The final volume is thus 1.0 ml, and the reaction mixture is next vortexed and incubated at room temperature (ca. 20°C) for a period of 20 minutes. The tubes are then filtered using a cell harvester, and the glass fiber filters (Whatman GF/B) are washed four times with 50 mM of Tris buffer (pH 7.7), with the filters having previously been presoaked for a period of two hours prior to the filtering procedure. Radioactivity is then determined in a Beta counter at 53% counting efficiency, and the IC₅₀ values are calculated by using standard statistical methods.

The anti-psychotic activity of the active compounds as neuroleptic agents for the control of various psychotic disorders may be determined primarily by a study of its ability to suppress substance P-induced or substance P agonist induced hypermotility in guinea pigs. This study is carried out by first dosing the guinea pigs with a control compound or with an appropriate test compound of the present invention, then injecting the guinea pigs with substance P or a substance P agonist by intracerebral administration via canula and thereafter measuring their individual locomotor response to said stimulus.

The present invention is illustrated by the following Example. It will be understood, however, that the invention is not limited to the specific details of this example.

EXAMPLE

A. 1-Azabicyclo[2.2.2]octan-3-amine, 2-(diphenylmethyl)-N-[[2-methoxy-5-(1-methylethyl)phenyl]methyl]

To a 125 cc 3-neck flask fitted with a mechanical stirrer, nitrogen inlet, Dean-Stark trap and reflux condenser was charged 10 gm of 2-diphenylmethyl-1-azabicyclo[2.2.2]octan-3-oxide (34.3 mmoles, 1 equiv.), 6.89 gm of 1-methoxy-2-aminomethyl-4-isopropylbenzene (38.43 mmoles 1.12 equiv.), 16 mg of 1R-(-)-10-camphorsulfonic acid (0.069 mmoles, 0.002 equiv.) and 45 cc of toluene. The resulting

-16-

suspension was heated in an oil bath to reflux (110°C). The reaction was heated at reflux for 3 hours and approx. 0.6 cc of water was seen to collect in the Dean-Stark trap. The reaction was allowed to cool to ambient temperature and stirred for 14 hours. The reaction mixture was transferred to a single neck flask and rotary evaporated to approx. 24 cc in volume. This concentrate was added dropwise to a 200 cc 3-neck flask fitted with mechanical stirrer, thermometer and nitrogen inlet and containing 18.18 gm (85.77 mmoles, 2.5 equiv.) of sodium triacetoxyborohydride and 10.3 gm (171.55 mmoles, 5 equiv.) of acetic acid in 60 cc of tetrahydrofuran pre-cooled in an ice/water bath to 0°C. The addition of the toluene concentrate was complete after 7 minutes and the internal temperature reached +10°C. The ice bath was removed and the resulting heterogeneous reaction mixture was allowed to warm ambient temperature (24°C) and stir for 14 hours. The reaction was followed by TLC (thin layer chromatography), using 100% ethyl acetate and ethyl acetate/methanol (2/1).

The reaction mixture was then rotary evaporated to approx. 40 cc in volume and then diluted with 150 cc of dichloromethane. This mixture was added to 200 cc of water with magnetic stirring and the total mixture was stirred for 15 minutes. The pH of this mixture was seen to be 4.0 and was adjusted to pH 11.0 by portionwise addition of a 25% sodium hydroxide solution. The organic and aqueous layers were then separated and the basic aqueous layer extracted (1 X 70 cc) with dichloromethane, after which the combined organic layers were dried over anhydrous magnesium sulfate for one hour. The drying agent was filtered off and the filtrate rotary evaporated to approximately 100 cc in volume. To this concentrate was added 160 cc of 2-propanol and the mixture was rotary evaporated again to approximately 100 cc in volume. The final concentrate was magnetically stirred at ambient temperature and, after 15 minutes, a white precipitate formed. This slurry was granulated for 2 hours. The white solids were filtered and the filtered cake was washed with 2-propanol and vacuum dried to give 7.68 gm (49% yield) of the title compound. Melting point = 111-115°C.

An HPLC assay of the solids was run on a Hewlett Packard series 2 liquid chromatogram using a Zorbax CN column, 203 nm UV detector and a mobile phase of 55% acetonitrile/45% water (with 0.1% H₃PO₄ + 0.2% triethylamine (TEA)) with 1 ml/min flow rate. This analysis showed only the trans diastereomer present at 90% purity.

-17-

B. (2S-3S)-1-Azabicyclo[2.2.2]octan-3-amine, 2-(diphenylmethyl)-N-[[2-methoxy-5-(1-methylethyl)phenyl]methyl], (1R)-(-)-10-Camphorsulfonic acid salt

To a 125 cc 3-neck flask fitted with a magnetic stirrer and nitrogen inlet was
5 charged 5.11 gm of 1-azabicyclo[2.2.2]octan-3-amine, 2-(diphenylmethyl)-N-[[2-
methoxy-5-(1-methylethyl)phenyl]methyl] (11.24 mmoles, 1 equiv.) and 51 cc of
acetonitrile to give a partial suspension. Then, 2.61 gm of (1R)-(-)-10-camphorsulfonic
acid (11.24 mmoles, 1 equiv.) was added in one portion and the reaction became
homogeneous. After stirring at ambient temperature for 5 minutes, a precipitate formed.
10 Then, a further 5 cc of acetonitrile was added and the reaction was stirred for 4 hours.
The solids were filtered off and the filter cake was washed (2 x 6 cc) with acetonitrile
and vacuum dried to give a white solid having a weight of 2.97 gm (38.5% overall yield,
77% yield of desired enantiomeric salt). Melting point = 177-182°C.

An HPLC assay of the crude salt (2.97 gm) was run on a Chrom Tech Chiral-
15 AGP column. Mobile phase - 0.01M KH_2PO_4 (pH = 5.5): acetonitrile (85:15 v/v).
Detection was 229 nm UV light, flow rate was 1 ml/min, injection volume was 20 μL .
The assay showed 95.7% of the desired enantiomer and 4.3% of the undesired
enantiomer.

Charged to a 35 cc flask fitted with magnetic stirrer were 2.87 gm of the above
20 crude salt and 20 cc of acetonitrile, and the resulting slurry was stirred at ambient
temperature for 5 hours. The solids were then filtered off and washed (2 x 3 cc) with
acetonitrile and then vacuum dried to give a white solid. Weight = 2.8 gm (97% mass
recovery). Melting point = 180-185°C.

An HPLC assay of the repulped salt (2.8 gm) was run on a Chrom Tech Chiral-
25 AGP column. Mobile phase - 0.01 M KH_2PO_4 (pH = 5.5): acetonitrile (85:15 v/v).
Detection was 229 nm UV light, flow rate was 1 ml/min, injection volume was 20 μL .
The assay showed 96.6% of the desired enantiomer and 3.4% of the undesired
enantiomer.

The optical rotation of the repulped salt measured on a Perkin Elmer 241
30 polarimeter using a Sodium 589 light source. The repulped salt (44.9 mg) was
dissolved in 10 cc of methanol and used to fill a 5 cc, 1 decimeter cell.

$$[\alpha]^{25}_{\text{D}} = -26.06^{\circ}.$$

C. (2S,3S)-1-Azabicyclo[2.2.2]octan-3-amine,2-(diphenylmethyl)-N-[[2-methoxy-5-(1-methylethyl)phenyl]methyl]

In a 100 cc erlenmeyer flask fitted with magnetic stirrer was charged 2.63 gm (3.83 mmoles) of the repulped salt from step B above, 32 cc of dichloromethane and
5 16 cc of water to give a homogeneous biphasic solution. The pH of the aqueous layer was seen to be 4.0 and was adjusted to pH 11.00 with the dropwise addition of a 25% sodium hydroxide solution. After basification, the two layers were stirred for 15 minutes. The layers were separated, the organic layer was washed (1 x 16 cc) with water, the layers were separated, the organic layer was dried over anhydrous sodium sulfate for
10 one hour, and the drying agent was filtered off. The organic layer was stripped to a foam/oil mixture that on standing at ambient temperature crystallized in two days. Weight = 1.659 gm (95.3% yield). Melting point = 100-103°C.

A chiral HPLC assay run on a Chrom Tech Chiral-AGP column (100 mm x 4.0 mm, 5 μ m). Mobile phase was 0.01 M KH_2PO_4 (pH = 5.5): acetonitrile (85:15 v/v).
15 Detection was 229 nm UV light, flow rate was 1 ml/min and injection volume was 20 μ L. The assay showed 99.5% of the desired enantiomer and 0.5% of the undesired enantiomer.

A purity HPLC assay run on a Zorbax Rx C-8 column (15 cm x 4.6 mm I.D.). Mobile phase was acetonitrile: water: triethylamine: phosphoric acid (650:350:3:1,
20 v/v). Detection was 229 nm UV light, flow rate was 2.0 ml/min and injection volume was 20 μ L. The assay showed the product to be 99.5% pure.

The optical rotation of the optically active free base final product was measured on a Perkin Elmer 241 polarimeter using sodium 589 as a light source. The compound (52.4 mg) was dissolved in 10 cc of methanol and was used to fill a 5 cc cell 1
25 decimeter long. $[\alpha]^{25}_{\text{D}} = -9.27^\circ$.

CLAIMS

1. This invention relates to a process for resolving 1-azabicyclo[2.2.2]octan-3-amine, 2-(diphenylmethyl)-N-[[2-methoxy-5-(1-methylethyl)phenyl]methyl] comprising reacting 1-azabicyclo[2.2.2]octan-3-amine, 2-(diphenylmethyl)-N-[[2-methoxy-5-(1-methylethyl)phenyl]methyl] with 1R-(-)-10-camphorsulfonic acid in solvent capable of dissolving both of the foregoing reagents and selectively dissolving the camphorsulfonic acid salt of the corresponding (2R,3R) enantiomer relative to the (2S,3S) enantiomer.
5
2. A process according to claim 1, further comprising hydrolyzing the optically active salt that precipitates out of solution salt to obtain the free base of the
10 (2S,3S) enantiomer.
3. A process according to claim 1, wherein the solvent is acetonitrile.
4. A process according to claim 1, wherein the solvent is acetone.
5. A process according to claim 1, wherein the solvent is ethanol.
6. A process according to claim 3, further comprising hydrolyzing the
15 optically active salt that precipitates out of solution to obtain the free base of the (2S,3S) enantiomer.

INTERNATIONAL SEARCH REPORT

Intern: Application No
PCT/IB 96/00648

A. CLASSIFICATION OF SUBJECT MATTER
IPC 6 C07D453/02 A61K31/435

According to International Patent Classification (IPC) or to both national classification and IPC

B. FIELDS SEARCHED

Minimum documentation searched (classification system followed by classification symbols)
IPC 6 C07D A61K

Documentation searched other than minimum documentation to the extent that such documents are included in the fields searched

Electronic data base consulted during the international search (name of data base and, where practical, search terms used)

C. DOCUMENTS CONSIDERED TO BE RELEVANT

Category *	Citation of document, with indication, where appropriate, of the relevant passages	Relevant to claim No.
A	WO,A,92 21677 (PFIZER INC.) 10 December 1992 see examples 1,4 ---	1
A	WO,A,91 04253 (CHIRON LABORATORIES A.S.) 4 April 1991 see claims 1,2 ---	1
A	WO,A,92 20676 (PFIZER INC.) 26 November 1992 see example 49 -----	1

Further documents are listed in the continuation of box C.

Patent family members are listed in annex.

* Special categories of cited documents :

- "A" document defining the general state of the art which is not considered to be of particular relevance
- "E" earlier document but published on or after the international filing date
- "L" document which may throw doubts on priority claim(s) or which is cited to establish the publication date of another citation or other special reason (as specified)
- "O" document referring to an oral disclosure, use, exhibition or other means
- "P" document published prior to the international filing date but later than the priority date claimed

- "T" later document published after the international filing date or priority date and not in conflict with the application but cited to understand the principle or theory underlying the invention
- "X" document of particular relevance; the claimed invention cannot be considered novel or cannot be considered to involve an inventive step when the document is taken alone
- "Y" document of particular relevance; the claimed invention cannot be considered to involve an inventive step when the document is combined with one or more other such documents, such combination being obvious to a person skilled in the art.
- "&" document member of the same patent family

Date of the actual completion of the international search

28 August 1996

Date of mailing of the international search report

0 4. 09. 96

Name and mailing address of the ISA
European Patent Office, P.B. 5818 Patentlaan 2
NL - 2280 HV Rijswijk
Tel. (+31-70) 340-2040, Tx. 31 651 epo nl,
Fax (+31-70) 340-3016

Authorized officer

Van Bijlen, H

INTERNATIONAL SEARCH REPORT

Information on patent family members

International Application No
PCT/IB 96/00648

Patent document cited in search report	Publication date	Patent family member(s)	Publication date
WO-A-9221677	10-12-92	AP-A- 299	14-01-94
		AT-T- 135006	15-03-96
		AU-B- 657552	16-03-95
		AU-B- 1990192	08-01-93
		BG-A- 98248	15-07-94
		BR-A- 9206073	06-12-94
		CN-A- 1067428	30-12-92
		CZ-A- 9203906	16-02-94
		DE-U- 9290063	24-02-94
		DE-D- 69208877	11-04-96
		DE-T- 69208877	25-07-96
		EP-A- 0587723	23-03-94
		ES-T- 2084361	01-05-96
		HU-A- 70151	28-09-95
		IL-A- 102008	08-12-95
		JP-A- 7285965	31-10-95
		JP-B- 7033386	12-04-95
		JP-T- 6504292	19-05-94
		NO-A- 934312	29-11-93
		NZ-A- 242956	27-06-95
		OA-A- 9867	15-08-94
ZA-A- 9203942	29-11-93		

WO-A-9104253	04-04-91	EP-A- 0594569	04-05-94
		JP-T- 5500665	12-02-93

WO-A-9220676	26-11-92	AU-B- 658898	04-05-95
		AU-B- 1927592	30-12-92
		BR-A- 9206044	01-03-95
		CA-A- 2109415	23-11-92
		CZ-A- 9302479	13-07-94
		DE-U- 9290057	05-01-94
		EP-A- 0585328	09-03-94
		HU-A- 65771	28-07-94
		JP-A- 5310735	22-11-93
		NO-A- 934195	19-11-93
NZ-A- 242880	26-10-95		
