

(19) World Intellectual Property Organization
International Bureau



(43) International Publication Date
18 January 2007 (18.01.2007)

PCT

(10) International Publication Number
WO 2007/008015 A1

(51) International Patent Classification:
H04N 7/24 (2006.01)

151-891 (KR). JEON, Byeong Moon [KR/KR]; 306-1005 Hyundai Apt., Gwangjang-dong, Gwangjin-gu, Seoul 143-754 (KR).

(21) International Application Number:

PCT/KR2006/002699

(74) Agent: PARK, Lae Bong; 2Fl., Dongun Bldg., 413-4 Dogok 2-dong, Gangnam-gu, Seoul 135-272 (KR).

(22) International Filing Date: 10 July 2006 (10.07.2006)

(25) Filing Language: English

(26) Publication Language: English

(30) Priority Data:

60/697,353 8 July 2005 (08.07.2005) US
60/701,045 21 July 2005 (21.07.2005) US
10-2005-0082195 5 September 2005 (05.09.2005) KR

(81) Designated States (unless otherwise indicated, for every kind of national protection available): AE, AG, AL, AM, AT, AU, AZ, BA, BB, BG, BR, BW, BY, BZ, CA, CH, CN, CO, CR, CU, CZ, DE, DK, DM, DZ, EC, EE, EG, ES, FI, GB, GD, GE, GH, GM, HN, HR, HU, ID, IL, IN, IS, JP, KE, KG, KM, KN, KP, KR, KZ, LA, LC, LK, LR, LS, LT, LU, LV, LY, MA, MD, MG, MK, MN, MW, MX, MZ, NA, NG, NI, NO, NZ, OM, PG, PH, PL, PT, RO, RS, RU, SC, SD, SE, SG, SK, SL, SM, SY, TJ, TM, TN, TR, TT, TZ, UA, UG, US, UZ, VC, VN, ZA, ZM, ZW.

(71) Applicant (for all designated States except US): LG ELECTRONICS INC. [KR/KR]; 20, Yoido-dong, Youngdungpo-gu, Seoul 150-010 (KR).

(72) Inventors; and

(75) Inventors/Applicants (for US only): PARK, Ji Ho [KR/KR]; 53-502 Hyundai Apt., Apkujung-dong, Gangnam-gu, Seoul 135-110 (KR). YOON, Doe Hyun [KR/KR]; 101-801 Dongbu Centreville, Garak-dong, Songpa-gu, Seoul 138-160 (KR). PARK, Seung Wook [KR/KR]; 1429-7 Sillim-dong, Gwanak-gu, Seoul

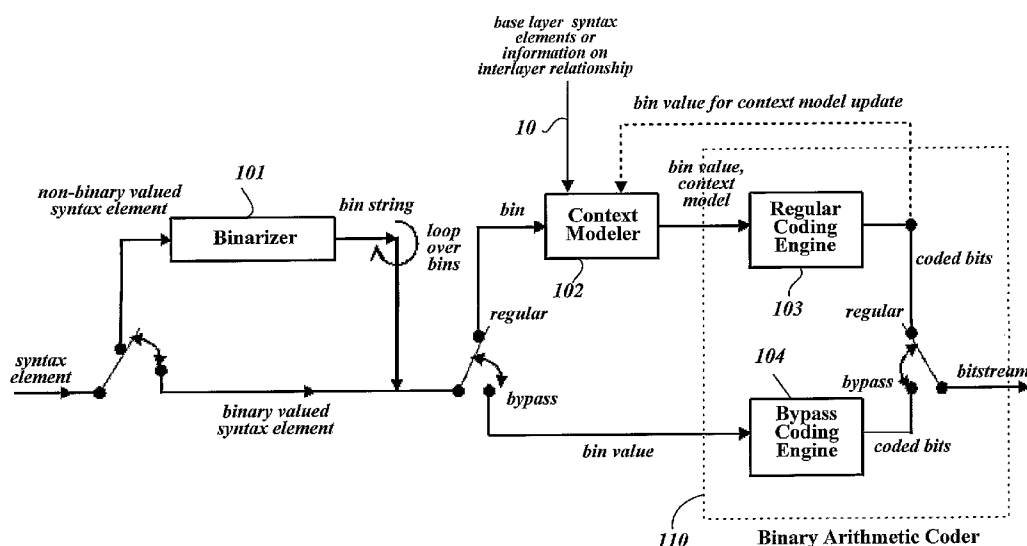
(84) Designated States (unless otherwise indicated, for every kind of regional protection available): ARIPO (BW, GH, GM, KE, LS, MW, MZ, NA, SD, SL, SZ, TZ, UG, ZM, ZW), Eurasian (AM, AZ, BY, KG, KZ, MD, RU, TJ, TM), European (AT, BE, BG, CH, CY, CZ, DE, DK, EE, ES, FI, FR, GB, GR, HU, IE, IS, IT, LT, LU, LV, MC, NL, PL, PT, RO, SE, SI, SK, TR), OAPI (BF, BJ, CF, CG, CI, CM, GA, GN, GQ, GW, ML, MR, NE, SN, TD, TG).

Published:

— with international search report

[Continued on next page]

(54) Title: METHOD FOR MODELING CODING INFORMATION OF VIDEO SIGNAL FOR COMPRESSING/DECOMPRESSING CODING INFORMATION



(57) Abstract: A method for context-modeling coding information of a video signal for compressing or decompressing the coding information is provided. An initial value of a function for probability coding of coding information of a video signal of an enhanced layer is determined based on coding information of a video signal of a base layer.



For two-letter codes and other abbreviations, refer to the "Guidance Notes on Codes and Abbreviations" appearing at the beginning of each regular issue of the PCT Gazette.

DESCRIPTION

METHOD FOR MODELING CODING INFORMATION OF VIDEO SIGNAL FOR COMPRESSING/DECOMPRESSING CODING INFORMATION

5 1. TECHNICAL FIELD

The present invention relates to a method for modeling coding information of a video signal in order to compress the coding information or decompress the compressed information.

10 2. BACKGROUND ART

Scalable Video Codec (SVC) encodes video into a sequence of pictures with the highest image quality while ensuring that part of the encoded picture sequence (specifically, a partial sequence of frames intermittently
15 selected from the total sequence of frames) can be decoded and used to represent the video with a low image quality.

Although it is possible to represent low image-quality video by receiving and processing part of a sequence of pictures encoded according to a scalable scheme, there is
20 still a problem in that the image quality is significantly reduced if the bitrate is lowered. One solution to this problem is to provide an auxiliary picture sequence for low bitrates, for example, a sequence of pictures that have a small screen size and/or a low frame rate.

25 The auxiliary picture sequence is referred to as a base layer, and the main frame sequence is referred to as an enhanced or enhancement layer. When the base layer is

provided, inter-layer prediction is performed to increase coding efficiency.

The SVC, which is a codec extended from Advanced Video Codec (AVC) (also referred to as 'H.264'), can use Context-
5 Adaptive Binary Arithmetic Coding (CABAC) for data compression. The CABAC is an entropy coding scheme which has been suggested for use in compression of a video signal coded in AVC.

The CABAC performs modeling for arithmetic coding of
10 coding information of a macroblock, which is a specific syntax element, simply using corresponding coding information of an adjacent macroblock in the same layer. Appropriate modeling of coding information according to the probabilities of values of the coding information increases the compression
15 rate of arithmetic coding.

However, the CABAC has not defined a standard for modeling coding information using information of a plurality of layers. Thus, when SVC providing a plurality of layers is employed, the CABAC cannot provide suitable modeling for
20 coding information having a correlation between the plurality of layers.

3. DISCLOSURE OF INVENTION

The present invention has been made in view of the above problems, and it is an object of the present invention
25 to provide a method for modeling coding information having a correlation between a plurality of layers in order to increase data compression rate.

In accordance with the present invention, the above and other objects can be accomplished by the provision of a
30 modeling method, wherein an initial value of a function for probability coding of coding information of an image block in a first layer is determined based on coding information

of a second layer different from the first layer.

In an embodiment of the present invention, flags, which can be used for determining the initial value of the function for probability coding of the coding information, include a flag "base_mode_flag" indicating whether or not image data coded in an intra mode or motion vector information of a block in the second layer corresponding to the image block is to be used for the image block, a flag "base_mode_refinement_flag" indicating whether or not refinement is necessary for the image block to use motion vector information of a block in the second layer corresponding to the image block, a flag "residual_prediction_flag" indicating whether or not residual data of the image block has been coded using data predicted from residual data of a block in the second layer corresponding to the image block, a flag "intra_base_flag" indicating whether or not image data of the image block has been coded into difference data based on image data of an intra mode block in the second layer corresponding to the image block, a flag "mvd_ref_lx" indicating a refinement value required to obtain a motion vector of the image block using motion vector information of a block in the second layer corresponding to the image block, and a flag "motion_prediction_flag_lx" indicating whether or not a motion vector of a block in the second layer corresponding to the image block is to be used for a predictive motion vector of the image block.

In another embodiment of the present invention, coding information, corresponding to the coding information of the image block, of a block in the second layer corresponding to the image block is used as the coding information of the second layer.

In another embodiment of the present invention,

information indicating whether a block in the second layer corresponding to the image block has been coded in an inter mode or in an intra mode is used as the coding information of the second layer.

5 In another embodiment of the present invention, the initial value is determined based on whether or not partition information of a block in the second layer corresponding to the image block is identical to partition information of the image block.

10 In another embodiment of the present invention, the initial value is determined based on a quantization parameter value of a block in the second layer corresponding to the image block or based on the difference between the quantization parameter value and a quantization parameter
15 value of the image block.

 In another embodiment of the present invention, the initial value is determined based on the difference between a motion vector of the image block and a motion vector of a block in the second layer corresponding to the image block.

20 In another embodiment of the present invention, the initial value is determined based on whether or not a value indicating a reference picture of the image block is identical to a value indicating a reference picture of a block in the second layer corresponding to the image block.

25 In another embodiment of the present invention, the initial value is determined based on whether or not spatial resolution of the image block is identical to spatial resolution of a block in the second layer corresponding to the image block.

30 In another embodiment of the present invention, the initial value is determined based on block pattern information indicating whether or not a value other than 0 is present in a block in the second layer corresponding to

the image block.

In another embodiment of the present invention, in order to determine the initial value, two constants "m" and "n" are selected based on the coding information of the second layer, an intermediate value is determined based on the selected constants "m" and "n" and information associated with coding of the second layer (for example, a quantization parameter value of the second layer, the difference between quantization parameter values of the first and second layers, or a spatial resolution ratio between the first and second layers), and an initial probability value and an MPS of the coding information are determined based on whether or not the intermediate value is greater than a predetermined value.

4. BRIEF DESCRIPTION OF DRAWINGS

The above and other objects, features and other advantages of the present invention will be more clearly understood from the following detailed description taken in conjunction with the accompanying drawings, in which:

FIG. 1 is a block diagram of a CABAC executer of an enhanced layer encoder, which performs context modeling according to the present invention;

FIG. 2 illustrates an example of binarization of input coding information;

FIG. 3 illustrates a context modeling method for probability coding of coding information;

FIG. 4 illustrates a routine for determining an initial value for probability coding; and

FIG. 5 is a block diagram of a CABAC executer of an enhanced layer decoder, which performs context modeling according to the present invention.

5. MODES FOR CARRYING OUT THE INVENTION

The embodiments of the present invention will now be described in detail with reference to the accompanying drawings.

5 FIG. 1 is a block diagram of a CABAC executer of the enhanced layer according to a preferred embodiment of the present invention. The CABAC executer shown in FIG. 1 includes a binarizer 101, a context modeler 102, and an arithmetic coder 110. The binarizer 101 binarizes input non-
10 binary valued coding information according to a specified scheme. Specifically, the binarizer 101 converts a non-binary valued syntax element into a bin string as illustrated in FIG. 1. The context modeler 102 models each bit of binary valued coding information based not only on coding information in an
15 adjacent block in the same layer (in the enhanced layer in this example) but also on base layer coding information correlated with the binary valued coding information or interlayer relationship information 10. The arithmetic coder 110 performs arithmetic coding on an input bit based on a set
20 model.

The arithmetic coder 110 includes a regular coding engine 103 for performing arithmetic coding on bits of the coding information based on variables (specifically, probability functions and initial values of the probability
25 functions) modeled by the context modeler 102, and a bypass coding engine 104 for performing arithmetic coding on coding information which does not benefit from modeling since bits 0 and 1 of the coding information have almost the same probability of occurrence.

30 The present invention, which involves modeling of input coding information, is not directly related to the arithmetic coding procedure based on the modeled variables. Thus, a

description of bit compression (entropy coding) associated with the arithmetic coder 110 is omitted herein since it is not necessary for understanding the present invention.

When the input coding information has a non-binary value, the CABAC executer of FIG. 1 binarizes the value of the input coding information through the binarizer 101. FIG. 2 illustrates an example of the binarization. Coding information used in the example of FIG. 2 is associated with macroblock types (mb_type). The macroblock types (Direct, Intra, P_16x16, P_16x8, P_8x16, and P_8x8) are assigned respective binary values (or bin strings) according to a predetermined scheme (or transform table). Other coding information is binarized according to other schemes (or transform tables) specified for corresponding elements in a similar manner to that of FIG. 2.

For bit compression, bits obtained through the above binarization are input to the arithmetic coder 110 provided subsequent to the binarizer 101. Bits of coding information, which have the same probability of occurrence of bit values 0 and 1, are directly input to the bypass coding engine 104, whereas bits of coding information, which have different probabilities of occurrence of bit values 0 and 1, are input to the context modeler 102 so that the input bits are subjected to a modeling process.

The context modeler 102 performs modeling of each bit of input coding information in the enhanced layer based on bit values of corresponding coding information of an adjacent macroblock and/or base layer coding information correlated with the coding information and a value of corresponding coding information received from a base layer encoder (not shown) or based on information 10 regarding the relationship between the enhanced layer and the base layer. Modeling is a process of selecting a probability function and determining

an initial value of the probability function. As illustrated in FIG. 3, an offset value $k-1$, k , or $k+1$ is determined according to coding information so that a probability function f_{k-1} , f_k , or f_{k+1} of the coding information is selected, and a value of an index variable "ctxIdxInc" is determined from the offset value according to information correlated with the coding information. The same probability function can be used for all of coding information. In other words, a single probability function can be used irrespective of coding information. As the value of the index variable "ctxIdxInc" is determined, initial values "valMPS" and "pStateIdx" for use with the probability function are determined. As the initial value "pStateIdx" is determined, an initial probability of the LPS (or MPS) is determined as illustrated in FIG.3. Accordingly, the regular coding engine provided subsequent to the context modeler 102 codes (or compresses) each bit of the input coding information using the selected probability function, starting from the determined initial values "valMPS" and "pStateIdx". Here, the pStateIdx is a probability state information and the valMPS is most probable value information for the probability function.

We now suggest detailed examples of a method for determining the value of the index variable "ctxIdxInc" when the context modeler 102 performs modeling. A variety of examples suggested below are simply examples of the method for modeling specific coding information of the enhanced layer based on coding information correlated with the value of the specific coding information or based on the relationship between the enhanced and base layers. Thus, the present invention is not limited to the examples suggested below, and any method, which is characterized by modeling coding information of the enhanced layer based on coding

information correlated with an element value of the coding information or based on the relationship between the enhanced and base layers, falls within the scope of the present invention.

5 First, a description will be given of a variety of methods for determining an index variable "ctxIdxInc" of a flag "base_mode_flag", which indicates whether or not coding information (for example, motion vector information or intra-mode image data) of a block in the base layer corresponding
10 to a macroblock is to be used for the macroblock.

1-1). $\text{ctxIdxInc} = \text{condTermFlagA} + \text{condTermFlagB} + \text{condTermFlagBase}$

Here, "A" and "B" denote adjacent macroblocks located on the upper and left sides of a current macroblock X. A flag
15 "condTermFlagN" (N = A or B) has a value of "0" if a macroblock N is not available or if a flag "base_mode_flag" of the macroblock N is 0, otherwise it has a value of "1". Similarly, a flag "condTermFlagBase" has a value of "0" if a block in the base layer corresponding to the current
20 macroblock X is not present or if a flag "base_mode_flag" of the corresponding block is 0, otherwise it has a value of "1". That is, a value of corresponding coding information of the base layer is also used as a basis for determining a value of the index variable "ctxIdxInc". This indicates that an
25 initial value for probability coding varies depending on the value of the corresponding coding information of the base layer.

1-2). $\text{ctxIdxInc} = \text{condTermFlagA}' + \text{condTermFlagB}' + \text{condTermFlagBase}'$

30 Here, a flag "condTermFlag'" of a block is assigned a value of "0" or "1" depending on whether the block is in an inter mode or in an intra mode. For example, a flag "condtermFlagBase'" has a value of "0" (or "1") if a block in

the base layer corresponding to the current macroblock X is in an inter mode, and has a value of "1" (or "0") if the corresponding block is in an intra mode.

In this method, the (inter or intra mode) modes of the two adjacent blocks A and B and the corresponding block in the base layer are used as a basis for determining the initial value of the probability function for coding the bit of the flag "base_mode_flag".

Alternatively, only the flag "condtermFlagBase'" (i.e., only the mode of the corresponding block in the base layer) may be used as a basis for determining the value of the index variable "ctxIdxInc" so that the initial value varies depending only on the value of the flag "condtermFlagBase'".

1-3). ctxIdxInc = (BaseBlkSize == EnhanceBlkSize)? 1:0
+ condTermFlagA + condTermFlagB

In this method, a value indicating whether or not a partition of a block in the base layer is identical to that of a block in the enhanced layer (for example, a value of "1" when identical and a value of "0" when not identical) or a value indicating whether or not the size of a block in the base layer is equal to that of a corresponding block in the enhanced layer (for example, a value of "1" when equal and a value of "0" when not equal) is used as a basis for determining the initial value of the probability function.

1-4). ctxIdxInc = condTermFlagA" + condTermFlagB" + condTermFlagBase"

Here, a flag "condTermFlag" of a block is assigned a value of "1" if a quantization parameter of the block has a value equal to or greater than a predetermined threshold, otherwise it is assigned a value of "0". In this method, quantization parameters of the two adjacent blocks A and B and a quantization parameter of the corresponding block in the base layer are used as a basis for determining the

initial value of the probability function for coding the bit of the flag "base_mode_flag".

The flag "condTermFlag" of a block can also be assigned a value of "1" or "0" depending on the difference between the value of a quantization parameter of the block and the value of a different quantization parameter, rather than depending on the quantization parameter of the block, so that the value of the index "ctxIdxInc" is determined based on the value of the flag "condTermFlag". For example, a flag "condTermFlagN" of a block N is assigned a value of "1" if the difference between the value of a quantization parameter of the block N and the value of a quantization parameter of a block in the base layer corresponding to the block N is equal to or greater than a predetermined threshold, otherwise the flag "condTermFlagN" is assigned a value of "0". In this example, "condTermFlagBase" denotes a flag indicating whether the difference between the value of a quantization parameter of the current block X and the value of a quantization parameter of a block in the base layer corresponding to the current block X is greater or less than the predetermined threshold.

Alternatively, only the flag "condTermFlagBase" (i.e., only the value of the quantization parameter of the block in the base layer corresponding to the current block X (or only the difference between the value of the quantization parameter of the current block X and the value of the quantization parameter of the corresponding block)) may be used as a basis for determining the value of the index variable "ctxIdxInc" so that the initial value varies depending only on the value of the flag "condTermFlagBase".

1-5). ctxIdxInc = 0 (if $C \geq \text{threshold } 1$),

1 (if $\text{threshold } 1 > C \geq \text{threshold } 2$),

2 (if $C < \text{threshold } 2$)

Here, "C" denotes a motion vector of the corresponding block in the base layer or the difference between the motion vector of the corresponding block and a motion vector of one of the adjacent macroblocks or an average motion vector of the adjacent macroblocks.

That is, the motion vector of the base layer is used as a basis for determining the initial value of the probability function.

10 1-6). $\text{ctxIdxInc} = (\text{refIdx}_{\text{EnhanceL1}} == \text{refIdx}_{\text{BaseL1}})? 1:0 +$
 $(\text{refIdx}_{\text{EnhanceL0}} == \text{refIdx}_{\text{BaseL0}})? 1:0$

In this method, a value indicating whether or not indices of reference picture refIdxL0 and refIdxL1 in picture groups L0 and L1 of a macroblock having coding information, which is to be currently coded, are equal to indices of reference pictures in picture groups L0 and L1 of a corresponding block in the base layer (for example, a value of "2" when both the reference picture indices refIdxL0 and refIdxL1 in the picture groups L0 and L1 are equal to those of the base layer, a value of "1" when one of the reference picture indices refIdxL0 and refIdxL1 is equal to a corresponding one of the base layer, and a value of "0" when none of the reference picture indices refIdxL0 and refIdxL1 is equal to those of the base layer) is used as a basis for determining the initial value of the probability function, so that the initial value varies depending on the value indicating whether or not the reference picture indices in the enhanced layer are equal to those in the base layer.

A combination of the above methods (1-1 to 1-6), rather than one of the above methods, may be used to determine the initial value of the probability function for entropy coding of the flag "base_mode_flag".

Next, a description will be given of a variety of

methods for determining an index variable "ctxIdxInc" of a flag "base_mode_refinement_flag" indicating whether or not refinement is necessary for a macroblock to use motion vector information of a block in the base layer corresponding to the 5 macroblock.

Since the flag "base_mode_refinement_flag" is not used when a corresponding macroblock in the base layer has been coded in an intra mode, a method assuming the intra mode coding, for example, a method similar to the above method 1-10 2) are not used for modeling of the bit of the flag "base_mode_refinement_flag".

2-1). $\text{ctxIdxInc} = \text{condTermFlagA} + \text{condTermFlagB} + \text{condTermFlagBase}$

A flag "condTermFlagN" (N = A or B) has a value of "0" 15 if a macroblock N is not available or if a flag "base_mode_refinement_flag" of the macroblock N is 0, otherwise it has a value of "1". Similarly, a flag "condTermFlagBase" has a value of "0" if a block in the base layer corresponding to the current macroblock is not present 20 or if a flag "base_mode_refinement_flag" of the corresponding block is 0, otherwise it has a value of "1". That is, a value of corresponding coding information of the base layer is used as a basis for determining a value of the index variable "ctxIdxInc".

25 2-2). $\text{ctxIdxInc} = (\text{BaseBlkSize} == \text{EnhanceBlkSize})? 1:0 + \text{condTermFlagA} + \text{condTermFlagB}$

This method is similar to the above method 1-3).

2-3). $\text{ctxIdxInc} = \text{condTermFlagA} + \text{condTermFlagB} + \text{condTermFlagBase}$ or $\text{ctxIdxInc} = \text{condTermFlagBase}$

30 This method is similar to the above method 1-4).

2-4). $\text{ctxIdxInc} = (\text{SpatialRes}_{\text{Enhance}} == \text{SpatialRes}_{\text{Base}})? 1:0$

In this method, a value indicating whether or not

spatial resolution of a picture in the base layer is equal to that of a picture in the enhanced layer (for example, a value of "1" when equal and a value of "0" when not equal) is used as a basis for determining the initial value of the
 5 probability function.

A combination of the above methods (2-1 to 2-4), rather than one of the above methods, may be used to determine the initial value of the probability function for probability coding of the flag "base_mode_refinement_flag".

10 Next, a description will be given of a variety of methods for determining an index variable "ctxIdxInc" of a flag "residual_prediction_flag" indicating whether or not residual data of a macroblock has been coded using data predicted from residual data of a block in the base layer
 15 corresponding to the macroblock.

3-1). ctxIdxInc = condTermFlagA + condTermFlagB + condTermFlagBase

A flag "condTermFlagN" (N = A or B) has a value of "0" if a macroblock N is not available or if a flag
 20 "residual_prediction_flag" of the macroblock N is 0, otherwise it has a value of "1". Similarly, a flag "condTermFlagBase" has a value of "0" if a block in the base layer corresponding to the current macroblock is not present or if a flag "residual_prediction_flag" of the corresponding
 25 block is 0, otherwise it has a value of "1". That is, a value of corresponding coding information of the base layer is used as a basis for determining a value of the index variable "ctxIdxInc".

3-2). ctxIdxInc = (BaseBlkSize == EnhanceBlkSize)? 1:0
 30 + condTermFlagA + condTermFlagB

This method is similar to the above method 1-3).

3-3). ctxIdxInc = condTermFlagA" + condTermFlagB" + condTermFlagBase" or ctxIdxInc = condTermFlagBase"

This method is similar to the above method 1-4).

```

3-4). ctxIdxInc = (refIdxEnhanceL1 == refIdxBaseL1)? 1:0 +
(refIdxEnhanceL0 == refIdxBaseL0)? 1:0

```

This method is similar to the above method 1-6).

```

5      3-5). ctxIdxInc = 0 (if C ≥ threshold 1),
           1 (if threshold 1 > C ≥ threshold 2),
           2 (if C < threshold 2)

```

This method is similar to the above method 1-5).

```
3-6). ctxIdxInc = (SpatialResEnhance == SpatialResBase)?
```

10 1:0

This method is similar to the above method 2-4).

```
3-7) . ctxIdxInc = CBPBase? 1:0
```

In this method, the initial value of the probability

15 determined from a value of a Coded Block Pattern (CBP) of a
corresponding block in the base layer. Here, a CBP of a
luminance block or a chrominance block of the base layer can
be used as the CBP. The CBP of a block has a value other than
"0" if any non-zero value is present in the block, otherwise
20 it has a value of "0". In this method, the initial value of
the probability function for coding the flag
"residual_prediction_flag" is set differently depending on a
value indicating whether or not a value other than "0" is
present in the corresponding block in the base layer, which
25 is "1" when any non-zero is present and "0" when a value
other than "0" is not present.

This case is explained in more detail. In the event that resolution ratio between current layer and base layer is 2:1, the size of a block on the base layer corresponding to a current 16x16 macroblock is 4x4. Therefore, a bit value associated with the 4x4 block in the CBP of a macroblock including the 4x4 block on the base layer is set to the index

variable "ctxIdxInc" to determine initial value of a probability function because the bit value in the CBP indicates whether the 4x4 block has any non-zero value.

Further, if a macroblock 'BL1_MB' on the base layer including the 4x4 block is coded in residual prediction manner based on a corresponding block 'BL2_B' on a lower layer (the second base layer), that is, if "residual_prediction_flag" of the macroblock 'BL1_MB' on the base layer is set to "1", value of the index variable "ctxIdxInc" is determined according to an associated CBP bit of the corresponding block 'BL2_B' on the second base layer.

In the method of using the CBP for determining the initial value, the values of corresponding coding information "residual_prediction_flag" of adjacent blocks A and B, in addition to the above condition (CBP_{Base}? 1:0), can be used as conditions for determining the index variable "ctxIdxInc". In this case, the index variable "ctxIdxInc" can be determined as follows:

$$\text{ctxIdxInc} = \text{CBP}_{\text{Base}}? 1:0 + \text{condTermFlagA} + \text{condTermFlagB}$$

Alternatively, the index variable "ctxIdxInc" may be determined based on the CBP values of the two adjacent blocks A and B as follows:

$$\text{ctxIdxInc} = \text{CBP}_A? 1:0 + \text{CBP}_B? 1:0$$

A combination of the above methods (3-1 to 3-7), rather than one of the above methods, may be used to determine the initial value of the probability function for probability coding of the flag "residual_prediction_flag".

Modeling (for example, initial value setting) of coding information other than the coding information described above can also be performed in different manners, according to coding information of the base layer or according to an interlayer relationship.

For example, modeling for probability coding of a flag "intra_base_flag" indicating whether or not image data of an enhanced layer block has been coded into difference data based on image data of an intra mode block in the base layer corresponding to the enhanced layer block can also be performed in different manners, using an interlayer relationship (specifically, using corresponding coding information in the base layer) according to a similar method to that of 1-1), using an interlayer relationship of spatial resolution according to a similar method to that of 2-4), or using a quantization parameter representing the image quality level of the base layer according to a similar method to that of 1-4).

In addition, modeling for probability coding of information "mvd_ref_lX, X=0,1" indicating a refinement value required for a macroblock to use motion vector information of a block in the base layer corresponding to the macroblock can also be performed in different manners, using an interlayer relationship (specifically, using corresponding coding information in the base layer) according to a similar method to that of 1-1) or using an interlayer relationship of spatial resolution according to a similar method to that of 2-4).

Further, modeling for probability coding of a flag "motion_prediction_flag_lX, X=0,1" indicating whether or not a motion vector of a block of the base layer corresponding to a macroblock is to be used for a predictive motion vector of the macroblock can also be performed in different manners, using an interlayer relationship (specifically, using corresponding coding information in the base layer) according to a similar method to that of 1-1), using an interlayer relationship of spatial resolution according to a similar method to that of 2-4), or using a block size relationship

according to a similar method to that of 1-3).

The variety of modeling methods described above can also be applied to any other coding information whose value may be affected by the interlayer relationship.

5 Although the above description has been given as if the initial values "valMPS" and "pStateIdx" are determined directly from the index variable "ctxIdxInc", the two initial values are determined from values "m" and "n" which are determined from the index variable "ctxIdxInc" as illustrated
10 in FIG. 4.

 An intermediate value "preCtxState" in the initial value determination routine of Fig. 4 is determined by a function "Clip3()". The preCtxState determination function "Clip3()" has a luminance quantization parameter "SliceQPY"
15 as an argument (varX), in addition to the values "m" and "n". This argument (varX) is associated with a macroblock having coding information which is to be currently coded. The argument (varX), which has an influence on the initial value determination in addition to the values "m" and "n", has no
20 value associated with the interlayer relationship.

 Accordingly, if the interlayer relationship is reflected in the argument (varX) so that an initial value based on the interlayer relationship is obtained, the initial value is likely to have a value which is much more
25 advantageous in terms of probability coding. Thus, according to the present invention, the interlayer relationship is reflected in the argument (varX).

 Methods for reflecting the interlayer relationship in the argument (varX) are to use a luminance quantization
30 parameter "BaseSliceQPY" of the base layer as the argument (varX), to use the difference between quantization parameters of the enhanced and base layers as the argument (varX), or to use the spatial resolution ratio between the base layer and

the current layer as the argument (varX).

When the difference between the quantization parameters of the enhanced and base layers is used as the argument

(varX), the preCtxState determination function 401 of Fig. 4

5 can be defined as follows according to the present invention:

```
preCtxState=Clip3(1,126,((m*(SliceQPYBaseSliceQPY))>>4)
+n)
```

Although the above method has been described for probability coding in the encoder, the same method is applied
10 to a CABAC decoder of FIG. 5 for decompressing compressed data, and a description of context modeling in the decoder is omitted herein.

In a similar manner to the method whereby the context modeler 102 in the CABAC coder of FIG. 1 models target coding
15 information, a context modeler 202 in the CABAC decoder of FIG. 5 models target coding information based on base layer coding information and interlayer relationship information 20 and passes a corresponding initial value to a regular decoding engine 203 provided subsequent to the context
20 modeler 202. The regular decoding engine 203 converts bits of input coding information into a decompressed bit string, starting from the same value as the initial value employed in the regular coding engine 103 in the encoder.

The decoder, which includes the context modeler for
25 modeling coding information according to the method described above, can be incorporated into a mobile communication terminal, a media player, or the like.

As is apparent from the above description, a method for modeling coding information of a video signal for compressing
30 and decompressing the coding information according to the present invention performs context modeling of each bit of the coding information using an interlayer correlation, so that an initial value of a function for probability coding of

the coding information, which is advantageous in terms of probability coding, (i.e., an initial value which further reduces the initial probability of the LPS), is determined, thereby significantly increasing the data compression rate of
5 probability coding.

Although this invention has been described with reference to the preferred embodiments, it will be apparent to those skilled in the art that various improvements, modifications, replacements, and additions can be made in the
10 invention without departing from the scope and spirit of the invention. Thus, it is intended that the invention cover the improvements, modifications, replacements, and additions of the invention, provided they come within the scope of the appended claims and their equivalents.

CLAIMS

1. A method for modeling coding information of a video signal for compressing or decompressing the coding information, the method comprising the step of:

5 determining an initial value for a probability function of coding information of an image block in a first layer, based on at least one of coding information of a second layer different from the first layer and coding information on a interlayer correlation for the second layer.

10

2. The method according to claim 1, wherein the step includes determining the initial value of the function based on information indicating whether or not image data coded in an intra mode or motion vector information of a block in the
15 second layer corresponding to the image block is to be used for the image block.

3. The method according to claim 1, wherein the step includes determining the initial value of the function based
20 on information indicating whether or not refinement is necessary for the image block to use motion vector information of a block in the second layer corresponding to the image block.

25 4. The method according to claim 1, wherein the step includes determining the initial value of the function based on information indicating whether or not residual data of the image block has been coded using data predicted from residual data of a block in the second layer corresponding
30 to the image block.

5". The method according to claim 1, wherein the step includes determining the initial value of the function based on information indicating whether or not image data of the
5 image block has been coded into difference data based on image data of an intra mode block in the second layer corresponding to the image block.

6. The method according to claim 1, wherein the step
10 includes determining the initial value of the function based on information indicating a refinement value required to obtain a motion vector of the image block using motion vector information of a block in the second layer corresponding to the image block.

15

7. The method according to claim 1, wherein the step includes determining the initial value of the function based on information indicating whether or not a motion vector of a block in the second layer corresponding to the image block
20 is to be used for a predictive motion vector of the image block.

8. The method according to claim 1, wherein the step includes determining the initial value of the function based
25 on coding information, corresponding to the coding information of the image block, of a block in the second layer corresponding to the image block.

9. The method according to claim 1, wherein the step
30 includes determining the initial value of the function based on information indicating whether a block in the second layer corresponding to the image block has been coded in an inter mode or in an intra mode.

10. The method according to claim 1, wherein the step includes determining the initial value of the function based on whether or not partition information or a block size of a
5 block in the second layer corresponding to the image block is identical to partition information or a block size of the image block.

11. The method according to claim 1, wherein the step
10 includes determining the initial value of the function based on a quantization parameter value of a block in the second layer corresponding to the image block or based on the difference between the quantization parameter value and a quantization parameter value of the image block.

15

12. The method according to claim 1, wherein the step includes determining the initial value of the function based on the difference between a motion vector of the image block and a motion vector of a block in the second layer
20 corresponding to the image block.

13. The method according to claim 1, wherein the step includes determining the initial value of the function based on whether or not a value indicating a reference picture of
25 the image block is identical to a value indicating a reference picture of a block in the second layer corresponding to the image block.

14. The method according to claim 1, wherein the step
30 includes determining the initial value of the function based on whether or not spatial resolution of the image block is identical to spatial resolution of a block in the second layer corresponding to the image block.

15. The method according to claim 1, wherein the step includes determining the initial value for the probability function, based on block pattern information indicating
5 whether or not any non-zero value is present in a block in the second layer corresponding to the image block.

16. The method according to claim 15, wherein the coding information of the image block is a flag indicating
10 whether or not residual data of the image block has been coded into difference data based on residual data of an intra mode block in the second layer corresponding to the image block, and the block pattern information is associated with a luminance block of the block in the second layer.

15

17. The method according to claim 15, wherein the coding information of the image block is a flag indicating whether or not residual data of the image block has been coded into difference data based on residual data of an intra
20 mode block in the second layer corresponding to the image block, and the block pattern information is associated with a chrominance block of the block in the second layer.

18. The method according to claim 1, wherein, in case
25 that a block on the second layer corresponding to the image block is coded in residual prediction manner based on a corresponding block on a third layer, the step determines the initial value for the probability function, based on whether the corresponding block on the third layer includes
30 any non-zero value.

19. The method according to claim 1, wherein the coding information of the second layer is a quantization

parameter value of the second layer.

20. The method according to claim 1, wherein the coding information indicating the correlation between the first and second layers is the difference between a quantization parameter value of the first layer and a quantization parameter value of the second layer.

21. The method according to claim 1, wherein the coding information indicating the correlation between the first and second layers is a spatial resolution ratio between the first layer and the second layer.

22. The method according to claim 15, wherein the initial value is represented as pStateIdx and/or valMPS for the probability function.

23. The method according to claim 22, wherein the pStateIdx is a probability state information and the valMPS is most probable value information.

24. The method according to claim 15, wherein the step includes determining the initial value for a probability function of residual prediction information of an image block in the first layer.

25. The method according to claim 24, wherein the residual prediction information is a residual prediction flag.

30

26. The method according to claim 15, further including:

deriving a context index information for determining

the coding information of the image block in the first layer.

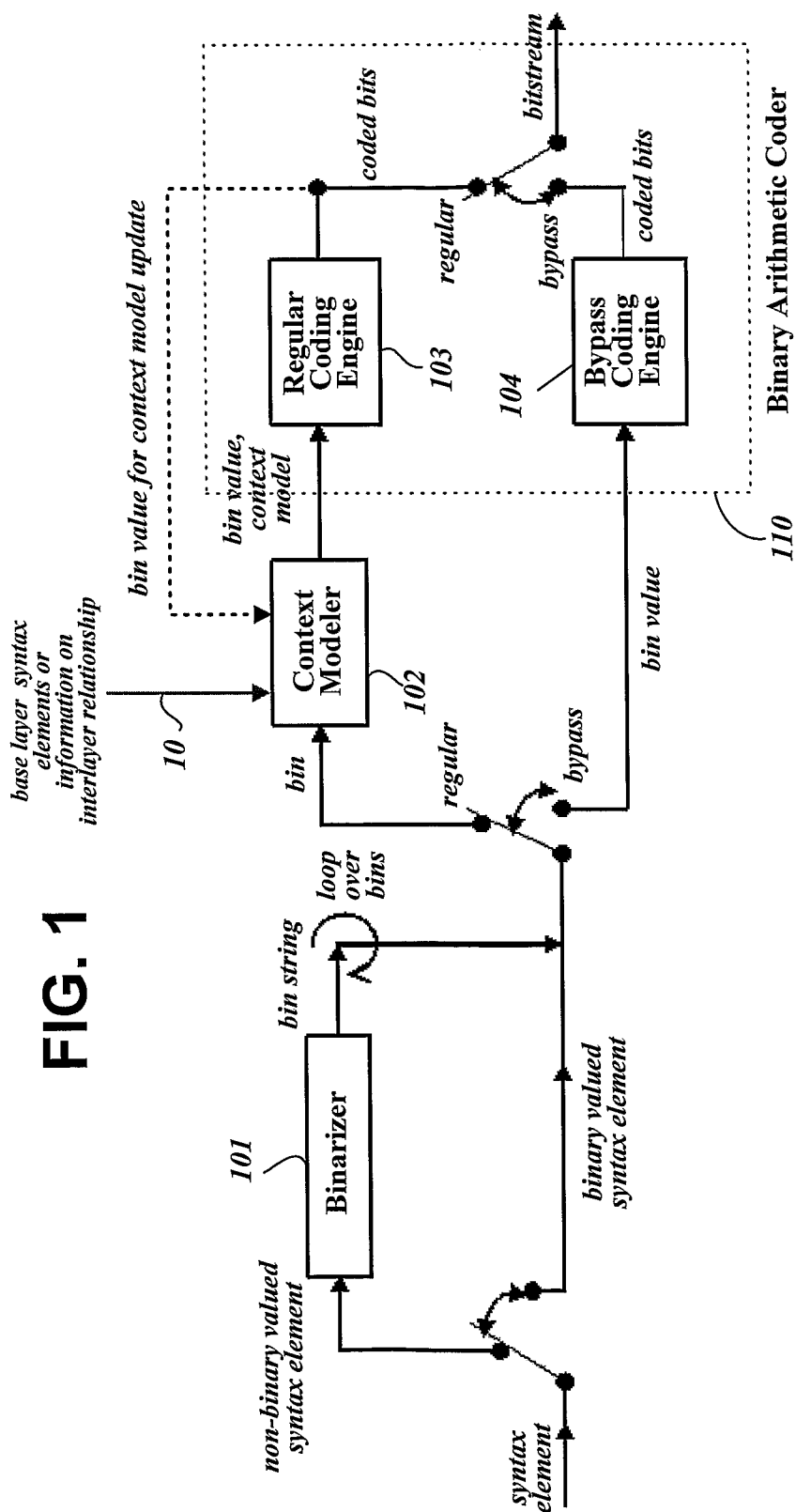


FIG. 2

| mb_type | bin string |
|---------|------------|
| Intra | 0 |
| P_8x8 | 100 |
| P_8x16 | 101 |
| P_16x8 | 110000 |
| P_16x16 | 110001 |
| Direct | 110010 |

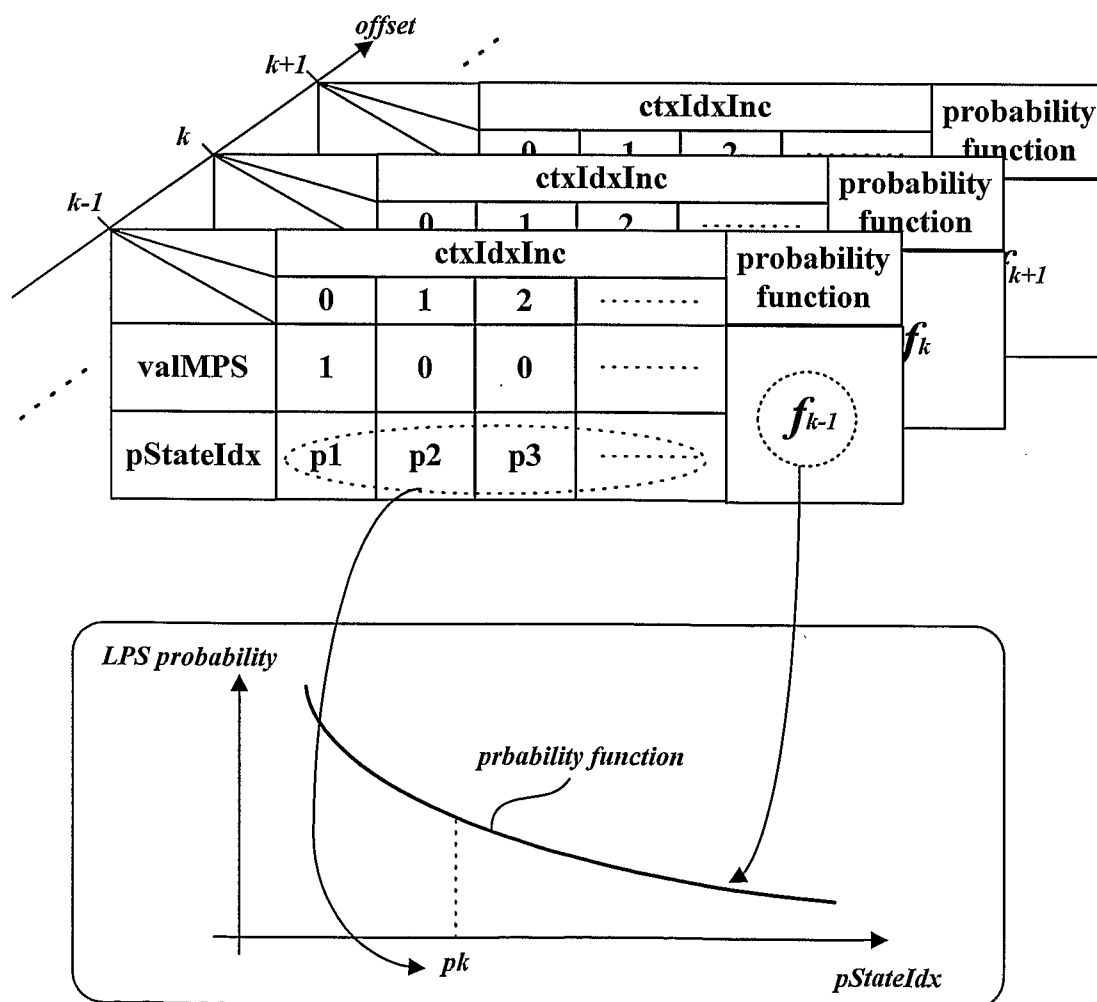
FIG. 3

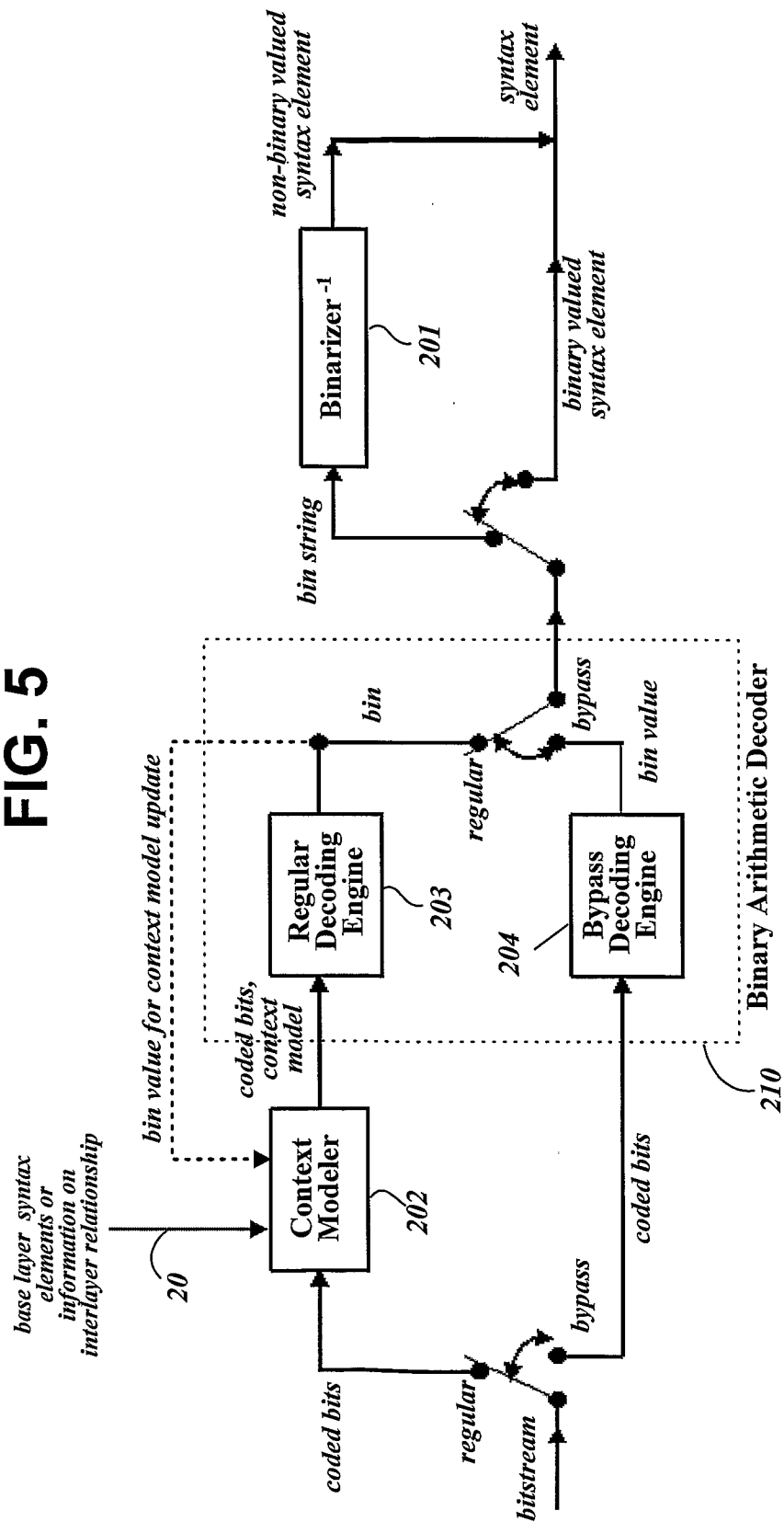
FIG. 4

401

```
preCtxState = Clip3( 1, 126, ( ( m * SliceQPY ) >> 4 ) + n )
```

```
if( preCtxState <= 63 ) {  
    pStateIdx = 63 - preCtxState  
    valMPS = 0  
} else {  
    pStateIdx = preCtxState - 64  
    valMPS = 1  
}
```

FIG. 5



INTERNATIONAL SEARCH REPORT

International application No.
PCT/KR2006/002699**A. CLASSIFICATION OF SUBJECT MATTER****H04N 7/24(2006.01)i**

According to International Patent Classification (IPC) or to both national classification and IPC

B. FIELDS SEARCHED

Minimum documentation searched (classification system followed by classification symbols)

H04N

Documentation searched other than minimum documentation to the extent that such documents are included in the fields searched

Korean Patents and applications for inventions since 1975.

Korean Utility models and applications for Utility models since 1975

Japanese Utility models and applications for Utility models since 1975

Electronic data base consulted during the international search (name of data base and, where practicable, search terms used)

IBM, PAJ, USPTO, KIPRIS, TIMEPASS : "picture, video, context modelling, svc, scalable video coding"

C. DOCUMENTS CONSIDERED TO BE RELEVANT

| Category* | Citation of document, with indication, where appropriate, of the relevant passages | Relevant to claim No. |
|-----------|------------------------------------------------------------------------------------------------------------------------------------------------------------------------------------------------------------------------------------------------|-----------------------|
| A | D. Marpe, H. Schwarz, T. Wiegand, "Context-Based Adaptive Binary Arithmetic Coding in the H.264/AVC Video Compression Standard," IEEE Trans. Circuits Syst. for Video Tech., vol. 13, No. 7, pp. 620-636, July 2003. Abstract, Introduction | 1-26 |
| A | ISO/IEC JTC1/SC29/WG11, "Text of ISO/IEC 14496-10 FDIS Advanced Video Coding, " MPEG Document N5555, Pattaya, March 2003 See whole document | 1-26 |
| E | KR 2006-083100 (SAMSUNG ELECTRONICS CO.) 20 Jul. 2006 Abstract, Fig. 7-9 | 1-26 |



Further documents are listed in the continuation of Box C.



See patent family annex.

* Special categories of cited documents:

"A" document defining the general state of the art which is not considered to be of particular relevance

"E" earlier application or patent but published on or after the international filing date

"L" document which may throw doubts on priority claim(s) or which is cited to establish the publication date of citation or other special reason (as specified)

"O" document referring to an oral disclosure, use, exhibition or other means

"P" document published prior to the international filing date but later than the priority date claimed

"T" later document published after the international filing date or priority date and not in conflict with the application but cited to understand the principle or theory underlying the invention

"X" document of particular relevance; the claimed invention cannot be considered novel or cannot be considered to involve an inventive step when the document is taken alone

"Y" document of particular relevance; the claimed invention cannot be considered to involve an inventive step when the document is combined with one or more other such documents, such combination being obvious to a person skilled in the art

"&" document member of the same patent family

Date of the actual completion of the international search

19 OCTOBER 2006 (19.10.2006)

Date of mailing of the international search report

19 OCTOBER 2006 (19.10.2006)

Name and mailing address of the ISA/KR

Korean Intellectual Property Office
920 Dunsan-dong, Seo-gu, Daejeon 302-701,
Republic of Korea

Facsimile No. 82-42-472-7140

Authorized officer

LEE, Jin Ick

Telephone No. 82-42-481-5770



INTERNATIONAL SEARCH REPORT

Information on patent family members

International application No.

PCT/KR2006/002699

Patent document
cited in search reportPublication
datePatent family
member(s)Publication
date

KR2006-083100A

20 Jul. 2006

US2006158355AA
W02006075901A120.07.2006
20.07.2006