



US00D499189S

(12) **United States Design Patent**
Collison

(10) **Patent No.:** **US D499,189 S**

(45) **Date of Patent:** **** Nov. 30, 2004**

(54) **DECKING SUPPORT**

(76) **Inventor:** **Alan B. Collison**, 426 S. 5th St.,
Pierce, NE (US) 68767

(**) **Term:** **14 Years**

(21) **Appl. No.:** **29/189,251**

(22) **Filed:** **Aug. 29, 2003**

(51) **LOC (7) Cl.** **25-02**

(52) **U.S. Cl.** **D25/62; D25/157**

(58) **Field of Search** **D25/138, 62, 142,**
D25/157; 428/44; 248/346.01; 52/177, 181

(56) **References Cited**

U.S. PATENT DOCUMENTS

D168,945 S	3/1953	Liskey, Jr.	
4,235,197 A	11/1980	Curtis et al.	
4,266,718 A	5/1981	Sivon	
4,648,484 A *	3/1987	Lovering	182/222
4,744,194 A	5/1988	Yasuyoshi	
4,749,302 A	6/1988	DeClute	
4,953,501 A	9/1990	Moreau	
4,963,054 A	10/1990	Hayashi	
5,006,011 A	4/1991	Hiyashi	
5,014,488 A	5/1991	Evangelos et al.	
5,263,289 A	11/1993	Boyd	
D343,260 S	1/1994	Kovatch	
5,323,575 A	6/1994	Yeh	
5,418,036 A	5/1995	Tokikawa et al.	
5,806,270 A	9/1998	Solano et al.	
D405,542 S *	2/1999	Holdercroft	D25/62
D415,581 S	10/1999	Bertolini	
6,119,423 A	9/2000	Costantino	
6,385,923 B1 *	5/2002	Pelosi, Jr.	52/179
D462,130 S *	8/2002	Kotler	D25/163
6,467,224 B1	10/2002	Bertolini	

FOREIGN PATENT DOCUMENTS

EP	0 206 559 A2	12/1986
EP	0 328 639 A1	8/1989
EP	0 679 764 A2	2/1995
JP	1-214603	8/1989
JP	1-275805	11/1989
JP	3-244756	10/1991
WO	WO 93/07339	4/1993

* cited by examiner

Primary Examiner—Doris Clark

(74) *Attorney, Agent, or Firm*—Harness, Dickey & Pierce,
P.L.C.

(57) **CLAIM**

The ornamental design of a decking support, as shown and described.

DESCRIPTION

FIG. 1 is a top perspective view of the decking support in accordance with the present invention;

FIG. 2 is a bottom perspective view of the decking support in accordance with the present invention;

FIG. 3 is a top view of the decking support in accordance with the present invention;


FIG. 4 is a front view of the decking support in accordance with the present invention, the left side being a mirror image thereof;

FIG. 5 is a right side view of the decking support of the present invention, the rear view being a mirror image thereof; and,

FIG. 6 is a bottom view of the decking support of the present invention.

The various pieces of decking, as shown in broken lines in the drawing, are included to disclose environment related to the claimed design, but form no part of the present invention.

1 Claim, 4 Drawing Sheets



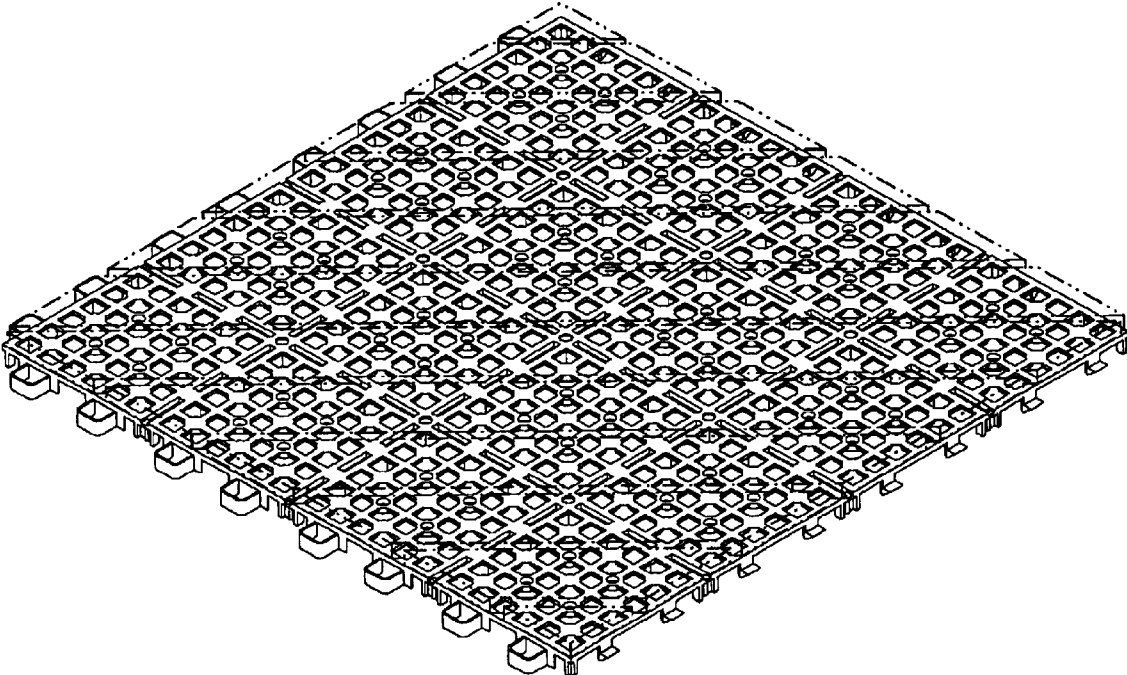


FIGURE 1




FIGURE 2



FIGURE 4

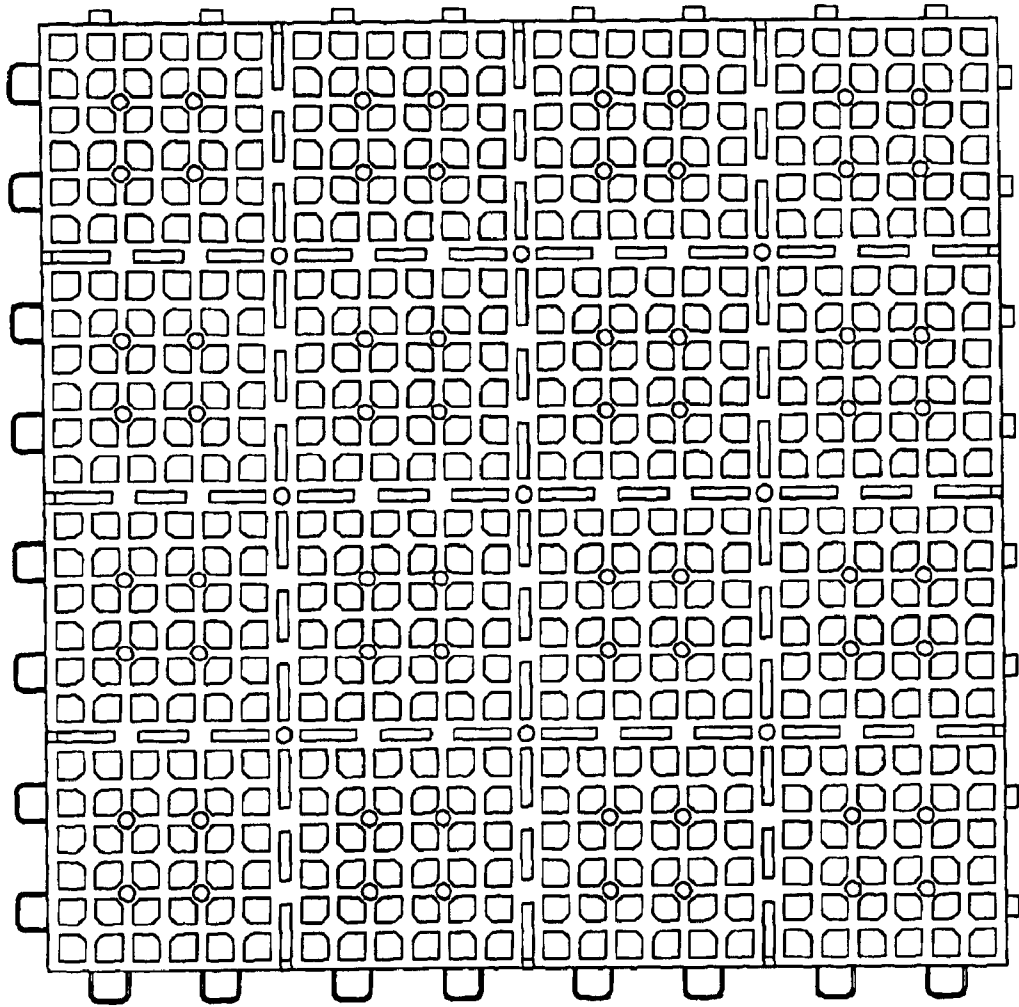


FIGURE 3




FIGURE 5




FIGURE 6