



US00D539156S

(12) **United States Design Patent**  
**Fraser et al.**

(10) **Patent No.:** **US D539,156 S**

(45) **Date of Patent:** **\*\* Mar. 27, 2007**

(54) **BOTTLE**

(75) Inventors: **Brad Mckenzie Fraser**, CapeTown  
(ZA); **Kevin De Morny**, CapeTown  
(ZA); **Marc Kempton-Jones**,  
CapeTown (ZA)

(73) Assignee: **Reckitt Benckiser South Africa (Pty)**  
**Limited**, Elandsfontein (ZA)

(\*\*) Term: **14 Years**

(21) Appl. No.: **29/261,627**

(22) Filed: **Jun. 16, 2006**

(30) **Foreign Application Priority Data**

Dec. 22, 2005 (EM) ..... 0453758-0002  
Dec. 22, 2005 (EM) ..... 0453758-0003  
Dec. 22, 2005 (EM) ..... 0453758-0001

(51) **LOC (8) Cl.** ..... **09-01**

(52) **U.S. Cl.** ..... **D9/531**

(58) **Field of Classification Search** ..... D9/516,  
D9/523, 528, 529, 531, 532, 535-537, 538,  
D9/540, 541, 543, 549, 550, 552, 556, 559,  
D9/563, 569, 575; 215/14, 200, 241, 217,  
215/218, 223, 379, 382-385, 396, 398; 220/200,  
220/260, 890; 222/92, 109, 210, 212, 215  
See application file for complete search history.

(56) **References Cited**

**U.S. PATENT DOCUMENTS**

D194,630 S \* 2/1963 Worthington ..... D9/531

D244,427 S \* 5/1977 Schieser et al. .... D9/550  
D318,229 S \* 7/1991 Umetsu ..... D9/531  
D348,007 S \* 6/1994 Feen ..... D9/556  
D400,794 S \* 11/1998 Takeuchi et al. .... D9/532  
D403,243 S \* 12/1998 Takeuchi et al. .... D9/532  
D429,164 S \* 8/2000 Peek et al. .... D9/540  
D435,453 S \* 12/2000 Krishnakumar et al. .... D9/537  
D450,595 S \* 11/2001 Ogg et al. .... D9/537  
D461,414 S \* 8/2002 Soehnen ..... D9/528  
D482,287 S \* 11/2003 Kraft ..... D9/540  
D522,873 S \* 6/2006 Forget ..... D9/552

\* cited by examiner

*Primary Examiner*—Stella Reid

*Assistant Examiner*—Shanda C. Hill

(74) *Attorney, Agent, or Firm*—Norris McLaughlin &  
Marcus, PA

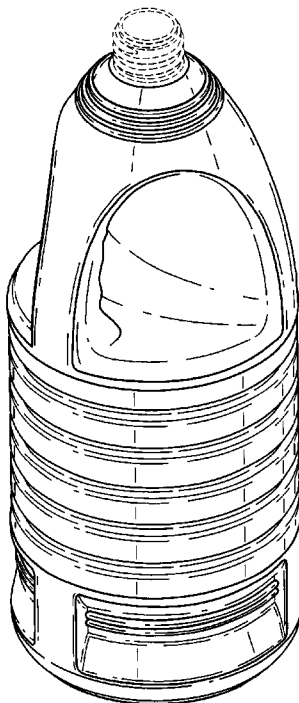
(57) **CLAIM**

The ornamental design for a bottle, as shown and described.

**DESCRIPTION**

FIG. 1 is a front perspective view of a bottle showing our new design;  
FIG. 2 is a front view thereof;  
FIG. 3 is a right side view thereof;  
FIG. 4 is a left side view thereof;  
FIG. 5 is a rear view thereof;  
FIG. 6 is a top view thereof; and,  
FIG. 7 is a bottom view thereof.  
The broken lines shown in the drawing disclosure are for illustrative purposes only and form no part of the claimed design.

**1 Claim, 3 Drawing Sheets**



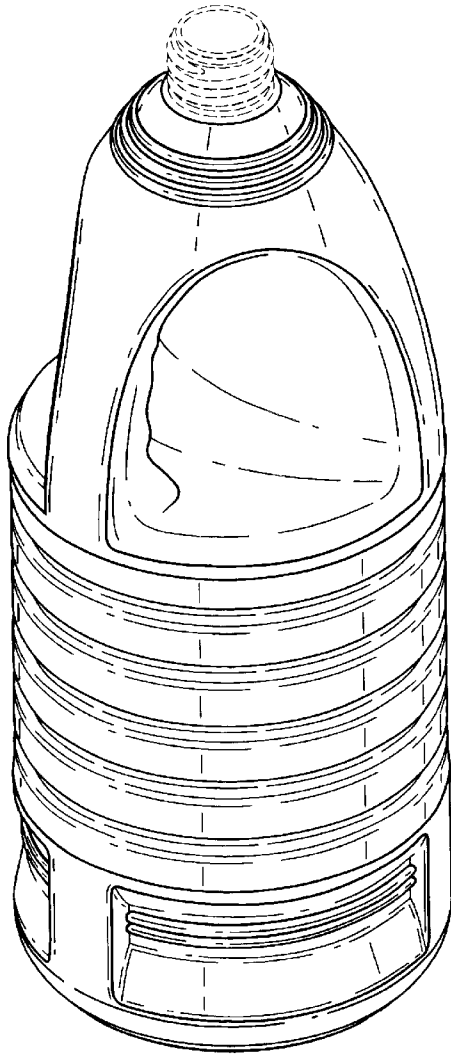


Fig. 1.

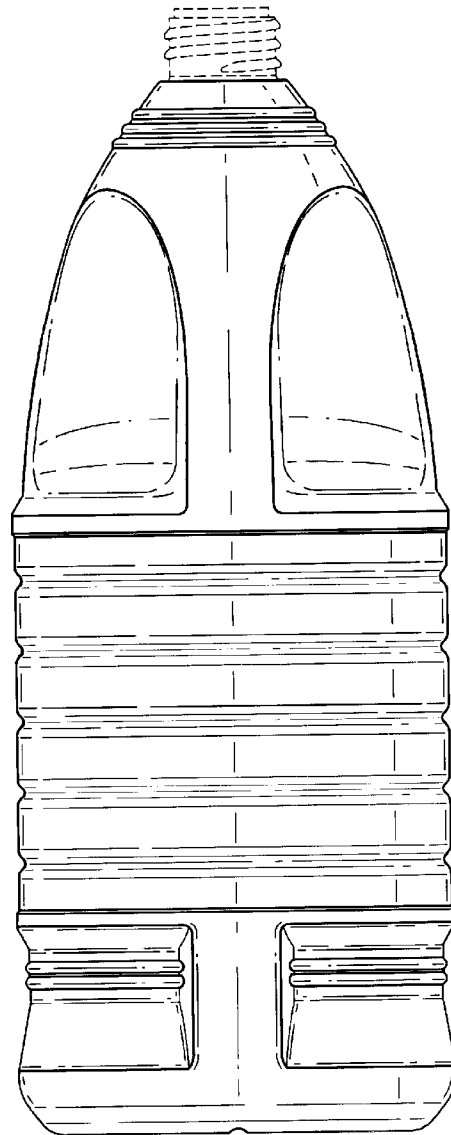


Fig. 2.




Fig.3.




Fig.4.




Fig. 5.

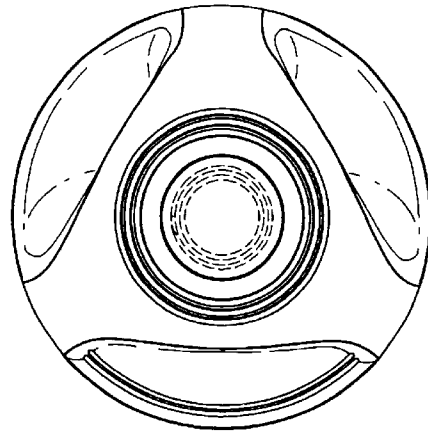


Fig. 6.

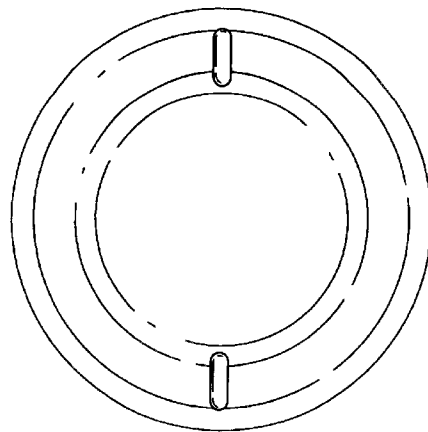


Fig. 7.