



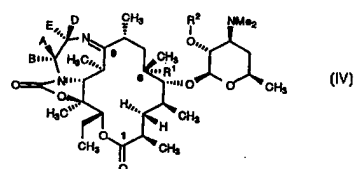
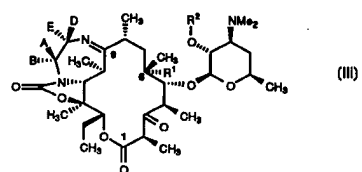
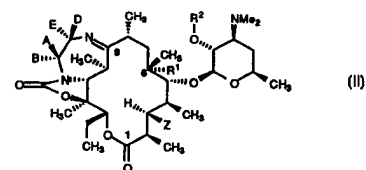
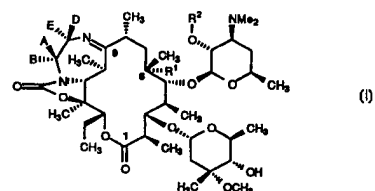
INTERNATIONAL APPLICATION PUBLISHED UNDER THE PATENT COOPERATION TREATY (PCT)

<p>(51) International Patent Classification ⁶ : C07H 17/00, 17/08, A61K 31/71</p>	A1	<p>(11) International Publication Number: WO 98/30574</p> <p>(43) International Publication Date: 16 July 1998 (16.07.98)</p>
<p>(21) International Application Number: PCT/US97/05871</p> <p>(22) International Filing Date: 7 April 1997 (07.04.97)</p> <p>(30) Priority Data: 08/779,786 7 January 1997 (07.01.97) US</p> <p>(71) Applicant: ABBOTT LABORATORIES [US/US]; CHAD 0377/AP6D-2, 100 Abbott Park Road, Abbott Park, IL 60064-3500 (US).</p> <p>(72) Inventors: OR, Yat, Sun; 1107 Wellington Avenue, Libertyville, IL 60048 (US). PHAN, Ly, Tam; Apartment 304, 4121 Greenleaf Court, Park City, IL 60085 (US). CHU, Daniel, T.; 3767 Benton Street, Santa Clara, CA 95051 (US). SPINA, Kenneth, P.; 5737 West Cornelia, Chicago, IL 60634 (US). HALLAS, Robert; 7931 32nd Avenue, Kenosha, WI 53142 (US). ELLIOTT, Richard, L.; 17419 Woodland Drive, Grayslake, IL 60030 (US). TUFANO, Michael; 6539 North Washtenaw, Chicago, IL 60645 (US).</p> <p>(74) Agents: ANAND, Mona et al.; Abbott Laboratories, CHAD 0377/AP6D-2, 100 Abbott Park Road, Abbott Park, IL 60064-3500 (US).</p>		<p>(81) Designated States: AU, BR, CA, CN, CZ, HU, IL, JP, KR, MX, NZ, European patent (AT, BE, CH, DE, DK, ES, FI, FR, GB, GR, IE, IT, LU, MC, NL, PT, SE).</p> <p>Published <i>With international search report.</i></p>

(54) Title: TRICYCLIC ERYTHROMYCIN DERIVATIVES

(57) Abstract

Compounds, or pharmaceutically acceptable salts and esters thereof, of formulas: (I); (II); (III); or (IV); wherein A, B, D and E, R¹, R², and Z specifically defined, having antibacterial activity, pharmaceutical compositions containing said compounds, treatment of bacterial infections with such compositions, and processes for the preparation of the compounds.



FOR THE PURPOSES OF INFORMATION ONLY

Codes used to identify States party to the PCT on the front pages of pamphlets publishing international applications under the PCT.

AL	Albania	ES	Spain	LS	Lesotho	SI	Slovenia
AM	Armenia	FI	Finland	LT	Lithuania	SK	Slovakia
AT	Austria	FR	France	LU	Luxembourg	SN	Senegal
AU	Australia	GA	Gabon	LV	Latvia	SZ	Swaziland
AZ	Azerbaijan	GB	United Kingdom	MC	Monaco	TD	Chad
BA	Bosnia and Herzegovina	GE	Georgia	MD	Republic of Moldova	TG	Togo
BB	Barbados	GH	Ghana	MG	Madagascar	TJ	Tajikistan
BE	Belgium	GN	Guinea	MK	The former Yugoslav Republic of Macedonia	TM	Turkmenistan
BF	Burkina Faso	GR	Greece			TR	Turkey
BG	Bulgaria	HU	Hungary	ML	Mali	TT	Trinidad and Tobago
BJ	Benin	IE	Ireland	MN	Mongolia	UA	Ukraine
BR	Brazil	IL	Israel	MR	Mauritania	UG	Uganda
BY	Belarus	IS	Iceland	MW	Malawi	US	United States of America
CA	Canada	IT	Italy	MX	Mexico	UZ	Uzbekistan
CF	Central African Republic	JP	Japan	NE	Niger	VN	Viet Nam
CG	Congo	KE	Kenya	NL	Netherlands	YU	Yugoslavia
CH	Switzerland	KG	Kyrgyzstan	NO	Norway	ZW	Zimbabwe
CI	Côte d'Ivoire	KP	Democratic People's Republic of Korea	NZ	New Zealand		
CM	Cameroon			PL	Poland		
CN	China	KR	Republic of Korea	PT	Portugal		
CU	Cuba	KZ	Kazakistan	RO	Romania		
CZ	Czech Republic	LC	Saint Lucia	RU	Russian Federation		
DE	Germany	LI	Liechtenstein	SD	Sudan		
DK	Denmark	LK	Sri Lanka	SE	Sweden		
EE	Estonia	LR	Liberia	SG	Singapore		

TRICYCLIC ERYTHROMYCIN DERIVATIVES

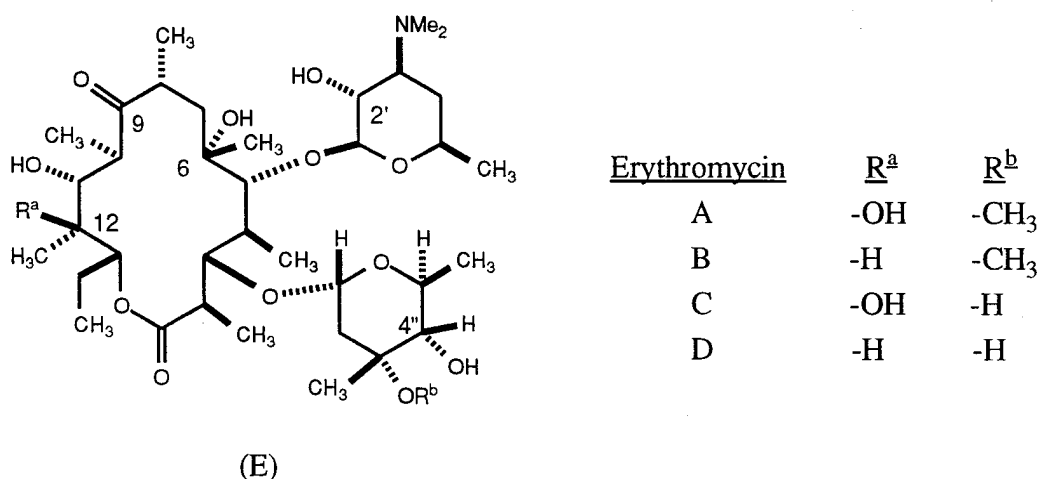
This application is a continuation-in-part of patent application Serial No. 08/555,246, filed November 8, 1995, still pending.

Technical Field

The present invention relates to novel semisynthetic macrolides having antibacterial activity and useful in the treatment and prevention of bacterial infections. More particularly, the invention relates to tricyclic erythromycin derivatives, compositions containing such compounds and methods for using the same, as well as processes for making such compounds.

Background Of The Invention

Erythromycins A through D, represented by formula (E),



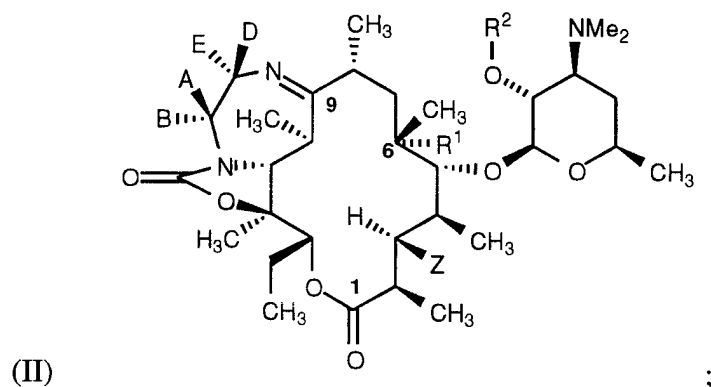
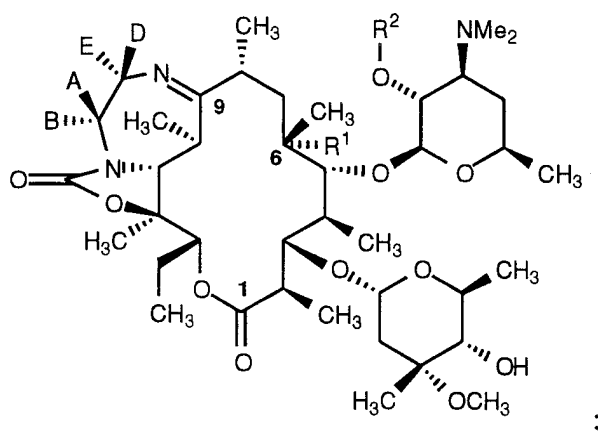
are well-known and potent antibacterial agents, used widely to treat and prevent bacterial infection. As with other antibacterials, however, bacterial strains having resistance or insufficient susceptibility to erythromycin have been identified. Also, erythromycin A has only weak activity against Gram-negative bacteria. Therefore, there is a continuing need to identify new erythromycin derivative compounds which possess improved antibacterial activity, which have less potential for developing resistance, which possess the desired Gram-negative activity, or which possess unexpected selectivity against target microorganisms. Consequently, numerous investigators have prepared chemical derivatives of erythromycin in an attempt to obtain analogs having modified or improved profiles of antibiotic activity.

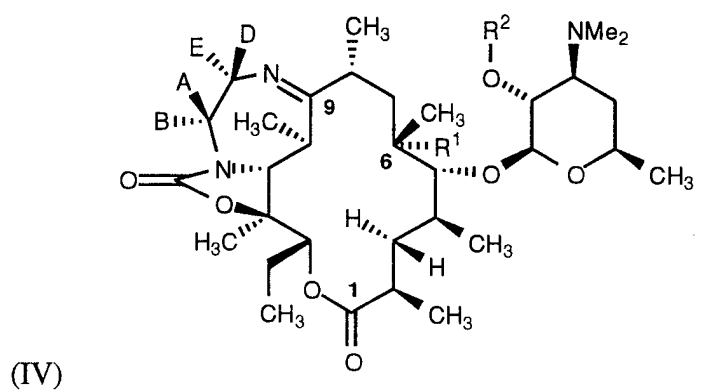
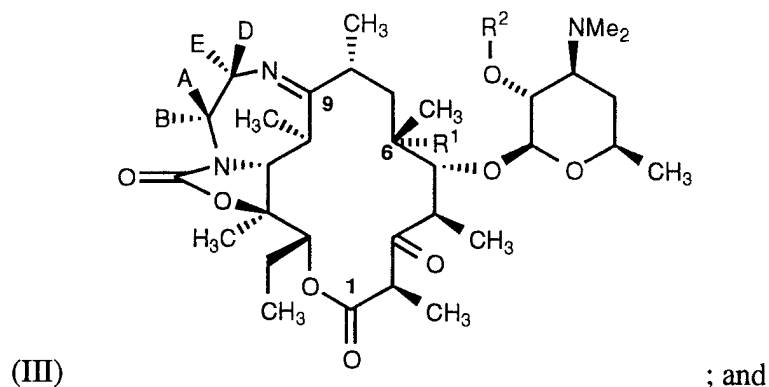
Kashimura, *et al.* have disclosed 6-O-methylerythromycin derivatives having a tricyclic basic nuclear structure in European Application 559896, published November 11, 1991. Also, Asaka, *et al.* have disclosed 5-O-desoaminylerythronolide derivatives containing a tricyclic carbamate structure in PCT Application WO 93/21200, published April 22, 1992.

Summary Of The Invention

The present invention provides a novel class of antibacterial tricyclic erythromycin compounds which possess antibacterial activity.

In one aspect of the present invention are disclosed novel tricyclic erythromycin compounds selected from the group having the formulas:





as well as the pharmaceutically acceptable salts and esters thereof. In formulas (I) - (IV) above,

A, B, D and E are independently selected from the group consisting of:

- 5 (a) hydrogen;
- (b) C₁-C₆-alkyl, as defined below, optionally substituted with one or more substituents selected from the group consisting of:
- 10 (i) aryl;
- (ii) substituted-aryl;
- (iii) heteroaryl;
- (iv) substituted-heteroaryl;
- (v) heterocycloalkyl;
- (vi) hydroxy;
- (vii) C₁-C₆-alkoxy;
- (viii) halogen consisting of Br, Cl, F or I; and
- 15 (ix) NR³R⁴, where R³ and R⁴ are independently selected from hydrogen and C₁-C₆-alkyl, or R³ and R⁴ are taken with the nitrogen atom to which they are connected to form a 3- to 7-membered ring optionally containing a hetero function consisting of -O-, -NH-, -N(C₁-C₆-alkyl)-, -N(aryl-C₁-C₆-alkyl)-, -N(substituted-aryl-

C₁-C₆-alkyl-), -N(heteroaryl-C₁-C₆-alkyl-), -N(substituted-heteroaryl-C₁-C₆-alkyl-), -S- or -S(O)_n-, wherein n is 1 or 2;

- (c) C₃-C₇-cycloalkyl;
- (d) aryl;
- 5 (e) substituted-aryl;
- (f) heteroaryl;
- (g) substituted-heteroaryl;
- (h) heterocycloalkyl;

and

- 10 (i) a group selected from option (b) above further substituted with -M-R⁵, wherein M is selected from the group consisting of:

- (aa) -C(O)-NH-;
- (bb) -NH-C(O)-;
- (cc) -NH-
- 15 (dd) -N(CH₃)-
- (ee) -O-
- (ff) -S(O)_n-, wherein n is 0, 1 or 2;
- (gg) -C(=NH)-NH-;
- (hh) -C(O)-O-;
- 20 (ii) -O-C(O)-;
- (jj) -O-C(O)-NH-;
- (kk) -NH-C(O)-O-; and
- (ll) -NH-C(O)-NH-;

and R⁵ is selected from the group consisting of:

- 25 (aaa) C₁-C₆-alkyl, optionally substituted with a substituent selected from the group consisting of:

- (i) aryl;
- (ii) substituted-aryl;
- (iii) heteroaryl; and
- 30 (iv) substituted-heteroaryl;
- (bbb) aryl;
- (ccc) substituted-aryl;
- (ddd) heteroaryl;
- (eee) substituted-heteroaryl; and
- 35 (fff) heterocycloalkyl;

or

any one pair of substituents, consisting of AB, AD, AE, BD, BE or DE, is taken together with the atom or atoms to which they are attached to form a 3- to 7-membered ring optionally containing a hetero function consisting of:

- O-,
- NH-,
- N(C₁-C₆-alkyl)-,
- N(aryl-C₁-C₆-alkyl)-,
- N(substituted-aryl-C₁-C₆-alkyl)-,
- N(heteroaryl-C₁-C₆-alkyl)-,
- N(substituted-heteroaryl-C₁-C₆-alkyl)-,
- S- or -S(O)_n-, wherein n is 1 or 2;
- C(O)-NH-;
- C(O)-NR⁵-, wherein R⁵ is as described above;
- NH-C(O)-;
- NR⁵-C(O)-, wherein R⁵ is as described above; and
- C(=NH)-NH-;

R¹ is selected from the group consisting of:

- (a) hydrogen;
- (b) hydroxy;
- (c) -O-C₁-C₃-alkyl;
- (d) -O-C₃-C₅-cycloalkyl;
- (e) -O-C₁-C₃-alkyl-C₃-C₅-cycloalkyl;
- (f) -O-C(O)-C₁-C₃-alkyl;
- (g) -O-C(O)-O-C₁-C₃-alkyl; and
- (h) -O-C(O)-NH-C₁-C₃-alkyl;

R² is hydrogen or a hydroxy-protecting group, as defined below; and

Z is hydroxy or protected-hydroxy;

with the provisos that when the compound is of Formulas (I), (II) or (III) then A, B, D, and E may not all be hydrogen, D and E may not be C₁-C₃-alkyl when A and B are hydrogen, nor may one of D and E be hydrogen and the other be C₁-C₃-alkyl when A and B are hydrogen.

In another aspect of the present invention are disclosed pharmaceutical compositions comprising a therapeutically effective amount of a compound of the invention in combination with a pharmaceutically acceptable carrier and treatment of bacterial infections with such compositions. Suitable carriers and methods of formulation are also disclosed. The compounds and compositions of the present invention have antibacterial activity.

In a further aspect of the present invention are provided processes for the preparation of tricyclic macrolide derivatives of Formulas (I), (II), (III) and (IV) above.

Detailed Description Of The Invention

In one embodiment of the present invention are compounds selected from the group having Formula (I) above, wherein A, B, D, E, and R¹-R⁵ are as described above.

5 In a second embodiment of the present invention are compounds selected from the group having Formula (II) above, wherein A, B, D, E, R¹-R⁵ and Z are as described above.

In another embodiment of the present invention are compounds selected from the group having Formula (III) above, wherein A, B, D, E, and R¹-R⁵ are as described above.

10 In yet another embodiment of the present invention are compounds selected from the group having Formula (IV) above, wherein A, B, D, E, and R¹-R⁵ are as described above.

In one preferred embodiment of the present invention are compounds of Formula (III) above wherein R¹ is hydrogen, hydroxy or methoxy, R² is hydrogen, and A, B, D, E and R¹-R⁵ are as described above.

15 In another preferred embodiment of the present invention are compounds of Formula (III) above wherein R¹ is hydrogen or methoxy, R² is hydrogen, and any three of the A, B, D and E groups are hydrogen and the other group is selected from a singly substituted C₁-C₆-alkyl group comprised of -(CH₂)_mR⁶ where m=1, 2, 3 or 4 and R⁶ is:

- (a) aryl;
 - (b) substituted-aryl;
 - 20 (c) heteroaryl;
 - (d) substituted-heteroaryl;
 - (e) heterocycloalkyl;
 - (f) hydroxy;
 - (g) C₁-C₆-alkoxy
 - 25 (h) NR³R⁴, where R³ and R⁴ are independently selected from hydrogen and C₁-C₆-alkyl, or R³ and R⁴ are taken with the nitrogen atom to which they are connected to form a 3- to 7-membered ring optionally containing a hetero function consisting of -O-, -NH-, -N(C₁-C₆-alkyl)-, -N(aryl-C₁-C₆-alkyl)-, -N(substituted-aryl-C₁-C₆-alkyl)-, -N(heteroaryl-C₁-C₆-alkyl)-, -N(substituted-heteroaryl-C₁-C₆-alkyl)-, -S- or -S(O)_n-,
- 30 wherein n is 1 or 2;

- (i) halogen consisting of Br, Cl, F or I;
- (j) C₁-C₃ alkyl; or
- (k) -(CH₂)_r-M-(CH₂)_s-R⁷ wherein r=0,1 or 2; s=0,1 or 2 and M is
 - (aa) -C(O)-NH-;
 - 35 (bb) -NH-C(O)-;
 - (cc) -NH-
 - (dd) -N(CH₃)-
 - (ee) -O-

- (ff) $-S(O)_n-$, wherein n is 0, 1 or 2;
- (gg) $-C(=NH)-NH-$;
- (hh) $-C(O)-O-$;
- (ii) $-O-C(O)-$;
- 5 (jj) $-O-C(O)-NH-$;
- (kk) $-NH-C(O)-O-$; and
- (ll) $-NH-C(O)-NH-$;

and R^7 is selected from the group consisting of:

- (aaa) C_1-C_3 -alkyl,
- 10 (bbb) aryl;
- (ccc) substituted-aryl;
- (ddd) heteroaryl; and
- (eee) substituted-heteroaryl.

In yet another preferred embodiment of the present invention are compounds of
 15 Formula (III) above wherein R^1 is hydrogen or methoxy, R^2 is hydrogen, $B=E=H$, and A
 and D taken together is selected from the group consisting of:

- (a) $-CH_2-Z-CH_2-$, wherein Z is
 - (aa) $-C(O)-NH-$;
 - (bb) $-C(O)-NR^5-$, wherein R^5 is selected from the group consisting of:
 - 20 (aaa) C_1-C_6 -alkyl, optionally substituted with a substituent selected
 from the group consisting of:
 - (i) aryl;
 - (ii) substituted-aryl;
 - (iii) heteroaryl; and
 - 25 (iv) substituted-heteroaryl;
 - (bbb) aryl;
 - (ccc) substituted-aryl;
 - (ddd) heteroaryl;
 - (eee) substituted-heteroaryl; and
 - 30 (fff) heterocycloalkyl;
 - (cc) $-NH-C(O)-$;
 - (dd) $-NR^5-C(O)-$, wherein R^5 is as defined above;
 - (ee) $-NH-$
 - (ff) $-N(CH_3)-$
 - 35 (gg) $-O-$
 - (hh) $-S(O)_n-$, wherein n is 0, 1 or 2; and
 - (ii) $-C(=NH)-NH-$;

(b) $-\text{CH}_2\text{-N}(-(\text{CH}_2)_s\text{-R}^7)\text{-CH}_2-$, wherein $s=0,1$ or 2 , and R^7 is selected from the group consisting of:

- 5 (aaa) $\text{C}_1\text{-C}_3\text{-alkyl}$,
 (bbb) aryl;
 (ccc) substituted-aryl;
 (ddd) heteroaryl; and
 (eee) substituted-heteroaryl;

(c) $-\text{CH}_2\text{-N}(-(\text{CH}_2)_r\text{-M}-(\text{CH}_2)_s\text{-R}^7)\text{-CH}_2-$, wherein $r=0,1$ or 2 ; $s=0,1$ or 2 , and M and R^7 are as defined above; and

10 (d) $-\text{CH}_2-(\text{CH}_2)_r\text{-CH}_2-$, wherein $r=0,1$ or 2 .

In yet one more preferred embodiment of the present invention are compounds of Formula (III) above wherein R^1 is hydrogen or methoxy, R^2 is hydrogen, $\text{A}=\text{D}=\text{H}$, and B and E taken together is selected from the group consisting of:

- 15 (a) $-\text{CH}_2\text{-Z-CH}_2-$, wherein Z is:
 (aa) $-\text{C}(\text{O})\text{-NH-}$;
 (bb) $-\text{C}(\text{O})\text{-NR}^5-$, wherein R^5 is selected from the group consisting of:
 (aaa) $\text{C}_1\text{-C}_6\text{-alkyl}$, optionally substituted with a substituent selected from the group consisting of:

- 20 (i) aryl;
 (ii) substituted-aryl;
 (iii) heteroaryl; and
 (iv) substituted-heteroaryl;
 (bbb) aryl;
 (ccc) substituted-aryl;
 25 (ddd) heteroaryl;
 (eee) substituted-heteroaryl; and
 (fff) heterocycloalkyl;
 (cc) $-\text{NH-C}(\text{O})-$;
 (dd) $-\text{NR}^5\text{-C}(\text{O})-$, wherein R^5 is as defined above;
 30 (ee) $-\text{NH-}$
 (ff) $-\text{N}(\text{CH}_3)-$
 (gg) $-\text{O-}$
 (hh) $-\text{S}(\text{O})_n-$, wherein n is $0, 1$ or 2 ; and
 (ii) $-\text{C}(\text{=NH})\text{-NH-}$;

35 (b) $-\text{CH}_2\text{-N}(-(\text{CH}_2)_s\text{-R}^7)\text{-CH}_2-$, wherein $s=0,1$ or 2 , and R^7 is selected from the group consisting of:

- (aaa) $\text{C}_1\text{-C}_3\text{-alkyl}$,
 (bbb) aryl;

- (ccc) substituted-aryl;
- (ddd) heteroaryl; and
- (eee) substituted-heteroaryl;

(c) $-\text{CH}_2-\text{N}(-(\text{CH}_2)_r-\text{M}-(\text{CH}_2)_s-\text{R}^7)-\text{CH}_2-$, wherein $r=0,1$ or 2 ; $s=0,1$ or 2 , and
 5 M and R^7 are as defined above; and

(d) $-\text{CH}_2-(\text{CH}_2)_r-\text{CH}_2-$, wherein $r=0,1$ or 2 .

Representative of the compounds of the invention include:

Compound of Formula (IV): $\text{R}^1=\text{methoxy}$; $\text{R}^2=\text{hydrogen}$; $\text{A}=\text{B}=\text{D}=\text{E}=\text{hydrogen}$;

Compound of Formula (III): $\text{A}=\text{B}=\text{E}=\text{H}$, $\text{D}=\text{benzyl}$, $\text{R}^1=\text{methoxy}$, $\text{R}^2=\text{hydrogen}$;

10 Compound of Formula (III): $\text{A}=\text{B}=\text{D}=\text{H}$, $\text{E}=\text{benzyl}$, $\text{R}^1=\text{methoxy}$, $\text{R}^2=\text{hydrogen}$;

Compound of Formula (III): $\text{A}=\text{benzyl}$, $\text{B}=\text{D}=\text{E}=\text{H}$, $\text{R}^1=\text{methoxy}$, $\text{R}^2=\text{hydrogen}$;

Compound of Formula (III): $\text{B}=\text{benzyl}$, $\text{A}=\text{D}=\text{E}=\text{H}$, $\text{R}^1=\text{methoxy}$, $\text{R}^2=\text{hydrogen}$;

Compound of Formula (III): $\text{A}=\text{E}=\text{phenyl}$, $\text{B}=\text{D}=\text{H}$, $\text{R}^1=\text{methoxy}$, $\text{R}^2=\text{hydrogen}$;

Compound of Formula (III): $\text{A}=\text{methyl}$, $\text{B}=\text{D}=\text{E}=\text{H}$, $\text{R}^1=\text{methoxy}$, $\text{R}^2=\text{hydrogen}$;

15 Compound of Formula (III): $\text{B}=\text{methyl}$, $\text{A}=\text{D}=\text{E}=\text{H}$, $\text{R}^1=\text{methoxy}$, $\text{R}^2=\text{hydrogen}$;

Compound of Formula (III): $\text{A}=\text{D}=\text{methyl}$; $\text{B}=\text{E}=\text{H}$, $\text{R}^1=\text{methoxy}$, $\text{R}^2=\text{hydrogen}$;

Compound of Formula (III): $\text{A}=\text{E}=\text{methyl}$; $\text{B}=\text{D}=\text{H}$, $\text{R}^1=\text{methoxy}$, $\text{R}^2=\text{hydrogen}$;

Compound of Formula (III): $\text{B}=\text{D}=\text{H}$; A and E taken together is $-\text{CH}_2\text{CH}_2\text{CH}_2-$,

$\text{R}^1=\text{methoxy}$, $\text{R}^2=\text{hydrogen}$;

20 Compound of Formula (III): $\text{B}=\text{E}=\text{H}$; A and D taken together is

$-\text{CH}_2\text{CH}_2\text{CH}_2\text{CH}_2-$, $\text{R}^1=\text{methoxy}$, $\text{R}^2=\text{hydrogen}$;

Compound of Formula (I): $\text{A}=\text{B}=\text{D}=\text{E}=\text{hydrogen}$; $\text{R}^1=\text{hydrogen}$, $\text{R}^2=\text{hydrogen}$;

Compound of Formula (III): $\text{R}^1=\text{OCH}_3$, $\text{R}^2=\text{H}$; $\text{A}=\text{B}=\text{D}=\text{H}$; $\text{E}=-\text{CH}_2\text{NH}_2$;

Compound of Formula (III): $\text{R}^1=\text{OCH}_3$, $\text{R}^2=\text{H}$; $\text{A}=\text{B}=\text{E}=\text{H}$; $\text{D}=-\text{CH}_2\text{NH}_2$;

25 Compound of Formula (III): $\text{R}^1=\text{OCH}_3$, $\text{R}^2=\text{H}$; $\text{B}=\text{E}=\text{H}$; A and D taken together is
 $-\text{CH}_2\text{CH}_2\text{CH}_2-$;

Compound of Formula (III): $\text{R}^1=\text{OCH}_3$, $\text{R}^2=\text{H}$; $\text{B}=\text{E}=\text{H}$; A and D taken together is
 $-\text{CH}_2\text{OCH}_2-$;

30 Compound of Formula (III): $\text{R}^1=\text{OCH}_3$, $\text{R}^2=\text{H}$; $\text{B}=\text{E}=\text{H}$; A and D taken together is
 $-\text{CH}_2-\text{NH}-\text{CH}_2-$;

Compound of Formula (III): $\text{R}^1=\text{OCH}_3$, $\text{R}^2=\text{H}$; $\text{B}=\text{E}=\text{H}$; A and D taken together is
 $-\text{CH}_2-\text{N}(\text{Cbz})-\text{CH}_2-$;

Compound of Formula (III): $\text{R}^1=\text{OCH}_3$, $\text{R}^2=\text{H}$; $\text{B}=\text{E}=\text{H}$; A and D taken together is
 $-\text{CH}_2-\text{N}(\text{benzyl})-\text{CH}_2-$;

35 Compound of Formula (III): $\text{R}^1=\text{OCH}_3$, $\text{R}^2=\text{H}$; $\text{B}=\text{E}=\text{H}$; A and D taken together is
 $-\text{CH}_2-\text{N}(\text{benzoyl})-\text{CH}_2-$;

Compound of Formula (III): $\text{R}^1=\text{OCH}_3$, $\text{R}^2=\text{H}$; $\text{B}=\text{E}=\text{H}$; A and D taken together is
 $-\text{CH}_2-\text{N}(\text{phenyl}-\text{CH}_2-\text{CH}_2)-\text{CH}_2-$;

Compound of Formula (III): $R^1=OCH_3$, $R^2=H$; $B=E=H$; A and D taken together is -CH₂-N(4-Cl-phenyl-CH₂-)-CH₂-;

Compound of Formula (III): $R^1=OCH_3$, $R^2=H$; $B=E=H$; A and D taken together is -CH₂-N(4-pyridyl-CH₂-)-CH₂-;

5 Compound of Formula (III): $R^1=OCH_3$, $R^2=H$; $B=E=H$; A and D taken together is -CH₂-N(2-pyridyl-CH₂-)-CH₂-;

Compound of Formula (III): $R^1=OCH_3$, $R^2=H$; $B=E=H$; A and D taken together is -CH₂-NH(3-pyridyl-CH₂-)-CH₂-;

10 Compound of Formula (III): $R^1=OCH_3$, $R^2=H$; $B=E=H$; A and D taken together is -CH₂-N(4-quinolyl-CH₂-)-CH₂-;

Compound of Formula (III): $R^1=OCH_3$, $R^2=H$; $B=E=H$; $A=D=-CH_2-O-CH_2-$ phenyl;

Compound of Formula (III): $R^1=OCH_3$, $R^2=H$; $B=E=H$; $A=D=-CH_2-OH$;

Compound of Formula (III): $R^1=OCH_3$, $R^2=H$; $B=E=H$; $A=D=-CH_2-O$ -phenyl;

15 Compound of Formula (III): $R^1=OCH_3$, $R^2=H$; $A=B=H$; D and E taken together is -CH₂-CH₂-CH₂-CH₂-;

Compound of Formula (III): $R^1=OCH_3$, $R^2=H$; A and B taken together is -CH₂-CH₂-CH₂-CH₂-; $D=E=H$;

20 Compound of Formula (III): $R^1=OCH_3$, $R^2=H$; $A=B=H$; D and E taken together is -CH₂-O-CH₂-;

Compound of Formula (III): $R^1=OCH_3$, $R^2=H$; $A=D=E=H$; $B=-CH_2-CH_2$ -phenyl;

Compound of Formula (III): $R^1=OCH_3$, $R^2=H$; $A=D=E=H$; $B=-CH_2-CH_2-CH_2$ -phenyl;

25 Compound of Formula (III): $R^1=OCH_3$, $R^2=H$; $A=D=E=H$; $B=-CH_2-O-CH_2$ -phenyl;

Compound of Formula (III): $R^1=OCH_3$, $R^2=H$; $A=D=E=H$; $B=-CH_2-CH_2-(4-OCH_3-phenyl)$;

Compound of Formula (III): $R^1=OCH_3$, $R^2=H$; $A=-CH_2-CH_2$ -phenyl; $B=D=E=H$;

30 Compound of Formula (III): $R^1=OCH_3$, $R^2=H$; $A=-CH_2-CH_2-CH_2$ -phenyl; $B=D=E=H$;

Compound of Formula (III): $R^1=OCH_3$, $R^2=H$; $A=-CH_2-O-CH_2$ -phenyl; $B=D=E=H$;

Compound of Formula (III): $R^1=OCH_3$, $R^2=H$; $A=D=E=H$; $B=-CH_2-CH_2-(4-OCH_3-phenyl)$;

35 Compound of Formula (III): $R^1=OCH_3$, $R^2=H$; $A=B=D=H$; $E=-CH_2CH_2Ph$;

Compound of Formula (III): $R^1=OCH_3$, $R^2=H$; $A=B=E=H$; $D=-CH_2CH_2Ph$;

Compound of Formula (III): $R^1=OCH_3$, $R^2=H$; $A=B=D=H$; $E=-CH_2CH_2CH_2Ph$;

Compound of Formula (III): $R^1=OCH_3$, $R^2=H$; $A=B=E=H$; $D=-CH_2CH_2CH_2Ph$;

- Compound of Formula (III): $R^1=OCH_3$, $R^2=H$; A=-CH₂CH₂OPh; B=D=E=H;
 Compound of Formula (III): $R^1=OCH_3$, $R^2=H$; A=-CH₂CH₂NH₂; B=D=E=H;
 Compound of Formula (III): $R^1=OCH_3$, $R^2=H$; A=-CH₂CH₂NH₂; B=D=E=H;
 Compound of Formula (III): $R^1=OCH_3$, $R^2=H$; A=-CH₂CH₂OH; B=D=E=H;
 5 Compound of Formula (III): $R^1=OCH_3$, $R^2=H$; A=-CH₂COOH; B=D=E=H;
 Formula (III): $R^1=OCH_3$, $R^2=H$; A=-CH₂CH₂OH; B=D=E=H;
 Compound of Formula (III): $R^1=OCH_3$, $R^2=H$; A=-CH₂CH₂NH(4'-Pyridyl-);
 B=D=E=H;
 Compound of Formula (III): $R^1=OCH_3$, $R^2=H$; A=B=D=H; E=-CH₂OH;
 10 Compound of Formula (III): $R^1=OCH_3$, $R^2=H$; A=B=E=H; D=-CH₂OH;
 Compound of Formula (III): $R^1=OCH_3$, $R^2=H$; A=B=E=H; D=-CH₂NHBenzoyl;
 Compound of Formula (III): $R^1=OCH_3$, $R^2=H$; A=B=E=H; D=-CH₂NHBenzyl;
 Compound of Formula (III): $R^1=OCH_3$, $R^2=H$; A=B=D=H; E=-CH₂NHBenzoyl;
 Compound of Formula (III): $R^1=OCH_3$, $R^2=H$; A=B=D=H; E=-CH₂NHBenzyl;
 15 Compound of Formula (III): $R^1=OCH_3$, $R^2=H$; B=D=H; A=E=-CH₂OCH₂(4-Cl-phenyl-);
 Compound of Formula (III): $R^1=OCH_3$, $R^2=H$; A=B=E=H; D=-CH₂-N(CH₃)-Benzyl;
 Compound of Formula (III): $R^1=OCH_3$, $R^2=H$; A=B=D=H; E=-CH₂-N(CH₃)-
 20 Benzyl;
 Compound of Formula (III): $R^1=OCH_3$, $R^2=H$; A=B=D=H; E=-CH₂-NH-phenyl;
 Compound of Formula (III): $R^1=OCH_3$, $R^2=H$; A=B=E=H; D=-CH₂-NH-phenyl;
 Compound of Formula (III): A=4-ethoxybenzyloxymethyl, B=D=E=H,
 R^1 =methoxy, R^2 =hydrogen;
 25 Compound of Formula (III): A=hydroxymethyl, B=D=E=H, R^1 =methoxy,
 R^2 =hydrogen;
 Compound of Formula (III): A=4-benzyloxybenzyl, B=D=E=H, R^1 =methoxy,
 R^2 =hydrogen;
 Compound of Formula (III): A=4-hydroxybenzyl, B=D=E=H, R^1 =methoxy,
 30 R^2 =hydrogen;
 Compound of Formula (III): A=S-benzylthioxymethyl, B=D=E=H, R^1 =methoxy,
 R^2 =hydrogen;
 Compound of Formula (III): A=3-indolylmethyl, B=D=E=H, R^1 =methoxy,
 R^2 =hydrogen;
 35 Compound of Formula (III): A=4-(CBZ-amino)benzyl, B=D=E=H, R^1 =methoxy,
 R^2 =hydrogen;
 Compound of Formula (III): A=4-thiazolylmethyl, B=D=E=H, R^1 =methoxy,
 R^2 =hydrogen;

- Compound of Formula (III): A=4-iodobenzyl, B=D=E=H, R¹=methoxy, R²=hydrogen;
- Compound of Formula (III): A=4-fluorobenzyloxymethyl, B=D=E=H, R¹=methoxy, R²=hydrogen;
- 5 Compound of Formula (III): A=3-fluorobenzyloxymethyl, B=D=E=H, R¹=methoxy, R²=hydrogen;
- Compound of Formula (III): A=2-fluorobenzyloxymethyl, B=D=E=H, R¹=methoxy, R²=hydrogen;
- 10 Compound of Formula (III): A=B=E=H, D=(4-cyanobenzyloxy)methyl, R¹=methoxy, R²=hydrogen;
- Compound of Formula (III): A=B=E=H, D=(4-(t-butyloxycarbonyl)amino)-benzyloxy)methyl, R¹=methoxy, R²=hydrogen;
- Compound of Formula (III): A=B=E=H, D=(4-(dimethylamino)benzyloxy)methyl, R¹=methoxy, R²=hydrogen;
- 15 Compound of Formula (III): A=B=E=H, D=(4-pyridyl)methoxymethyl, R¹=methoxy, R²=hydrogen;
- Compound of Formula (III): A=B=E=H, D=(2-chloro)benzyloxymethyl, R¹=methoxy, R²=hydrogen;
- Compound of Formula (III): A=B=E=H, D=(4-chloro)benzyloxymethyl, R¹=methoxy, R²=hydrogen;
- 20 Compound of Formula (III): A=B=E=H, D=(3-chloro)benzyloxymethyl, R¹=methoxy, R²=hydrogen;
- Compound of Formula (III): A=B=E=H, D=(2-pyridyl)methoxymethyl, R¹=methoxy, R²=hydrogen;
- 25 Compound of Formula (III): A=B=E=H, D=(3-pyridyl)methoxymethyl, R¹=methoxy, R²=hydrogen;
- Compound of Formula (III): A=B=E=H, D=(4-methyl-2-quinolyl)methoxymethyl, R¹=methoxy, R²=hydrogen;
- Compound of Formula (III): A=B=E=H, D=(4-(methoxycarbonyl)benzyl)-oxymethyl, R¹=methoxy, R²=hydrogen;
- 30 Compound of Formula (III): A=B=E=H, D=(4-quinolyl)methoxymethyl, R¹=methoxy, R²=hydrogen;
- Compound of Formula (III): A=B=D=H, E=(4-pyridyl)methoxymethyl, R¹=methoxy, R²=hydrogen;
- 35 Compound of Formula (III): A=B=E=H, D=(2-(N-morpholinyl)ethoxy)methyl, R¹=methoxy, R²=hydrogen;
- Compound of Formula (III): A=B=E=H, D=benzyloxymethyl, R¹=methoxy, R²=hydrogen;

- Compound of Formula (III): A=B=D=H, E=benzyloxymethyl, R¹=methoxy, R²=hydrogen;
- Compound of Formula (III): A=B=E=H, D=(4-methoxy)benzyloxymethyl, R¹=methoxy, R²=hydrogen;
- 5 Compound of Formula (III): A=B=E=H, D=2-phenoxyethyl, R¹=methoxy, R²=hydrogen;
- Compound of Formula (III): A=B=E=H, D=2-(benzyloxy)ethyl, R¹=methoxy, R²=hydrogen;
- Compound of Formula (III): A=B=E=H, D=(4-methyl-1-piperazinyl)methyl, R¹=methoxy, R²=hydrogen;
- 10 R¹=methoxy, R²=hydrogen;
- Compound of Formula (III): A=B=E=H, D=N-methyl-N-benzylaminomethyl, R¹=methoxy, R²=hydrogen;
- Compound of Formula (III): A=B=E=H, D=N-morpholinylmethyl, R¹=methoxy, R²=hydrogen;
- 15 Compound of Formula (III): A=B=E=H, D=(1-piperidinyl)methyl, R¹=methoxy, R²=hydrogen;
- Compound of Formula (III): A=B=E=H, D=(N,N-dimethyl)aminomethyl, R¹=methoxy, R²=hydrogen;
- Compound of Formula (III): A=B=E=H, D=hydroxymethyl, R¹=methoxy, R²=hydrogen;
- 20 R²=hydrogen;
- Compound of Formula (III): A=B=E=H, D=(methylthioxy)methoxymethyl, R¹=methoxy, R²=hydrogen;
- Compound of Formula (III): A=B=E=H, D=3,5-dimethoxybenzyloxymethyl, R¹=methoxy, R²=hydrogen;
- 25 Compound of Formula (III): A=B=E=H, D=4-fluorobenzyloxymethyl, R¹=methoxy, R²=hydrogen;
- Compound of Formula (III): A=B=E=H, D=2-fluorobenzyloxymethyl, R¹=methoxy, R²=hydrogen;
- Compound of Formula (III): A=B=E=H, D=4-bromobenzyloxymethyl, R¹=methoxy, R²=hydrogen;
- 30 R¹=methoxy, R²=hydrogen;
- Compound of Formula (III): A=B=E=H, D=2-bromobenzyloxymethyl, R¹=methoxy, R²=hydrogen;
- Compound of Formula (III): A=B=E=H, D=3-bromobenzyloxymethyl, R¹=methoxy, R²=hydrogen;
- 35 Compound of Formula (III): A=D=H; B and E taken together is -CH₂CH₂CH₂CH₂-, R¹=methoxy, R²=hydrogen;
- Compound of Formula (III): A=D=H; B and E taken together is -CH₂CH₂CH₂-, R¹=methoxy, R²=hydrogen;

Compound of Formula (III): A=D=H; B and E taken together is -CH₂OCH₂-,
R¹=methoxy, R²=hydrogen;

Compound of Formula (III): A=D=H; B and E taken together is -CH₂-NH-CH₂-,
R¹=methoxy, R²=hydrogen;

5 Compound of Formula (III): A=D=H; B and E taken together is -CH₂-N(benzyl)-
CH₂-, R¹=methoxy, R²=hydrogen;

Compound of Formula (III): A=D=H; B and E taken together is -CH₂-N(phenyl-
CH₂-CH₂-CH₂-)-CH₂-, R¹=methoxy, R²=hydrogen;

10 Compound of Formula (III): B=E=H; A and D taken together is -CH₂-N(phenyl-
CH₂-CH₂-CH₂-)-CH₂-, R¹=methoxy, R²=hydrogen;

Compound of Formula (III): B=E=H; A and D taken together is -CH₂-N(phenyl-
CH(CH₃)-)-CH₂-, R¹=methoxy, R²=hydrogen;

Compound of Formula (III): B=E=H; A and D taken together is -CH₂-N(CH₃)-
CH₂-, R¹=methoxy, R²=hydrogen;

15 Compound of Formula (III): B=E=H; A and D taken together is -CH₂-N(CH₃CH₂-
)-CH₂-, R¹=methoxy, R²=hydrogen;

Compound of Formula (III): B=E=H; A and D taken together is -CH₂-N(allyl)-
CH₂-, R¹=methoxy, R²=hydrogen;

20 Compound of Formula (III): B=E=H; A and D taken together is
-CH₂-N(propargyl)-CH₂-, R¹=methoxy, R²=hydrogen;

Compound of Formula (III): B=E=H; A and D taken together is -CH₂-N(4-NO₂-
phenyl-CH₂-CH₂-)-CH₂-, R¹=methoxy, R²=hydrogen;

Compound of Formula (III): B=E=H; A and D taken together is -CH₂-N(2-NO₂-
phenyl-CH₂-CH₂-)-CH₂-, R¹=methoxy, R²=hydrogen;

25 Compound of Formula (III): B=E=H; A and D taken together is -CH₂-N(3-NO₂-
phenyl-CH₂-CH₂-)-CH₂-, R¹=methoxy, R²=hydrogen;

Compound of Formula (III): B=E=H; A and D taken together is -CH₂-N(4-NH₂-
phenyl-CH₂-CH₂-)-CH₂-, R¹=methoxy, R²=hydrogen;

30 Compound of Formula (III): B=E=H; A and D taken together is -CH₂-N(4-
NH(acetyl)-phenyl-CH₂-CH₂-)-CH₂-, R¹=methoxy, R²=hydrogen;

Compound of Formula (III): B=E=H; A and D taken together is -CH₂-N(2-NO₂-
benzyl-SO₂-)-CH₂-, R¹=methoxy, R²=hydrogen;

Compound of Formula (III): B=E=H; A and D taken together is -CH₂-N(CHO)-
CH₂-, R¹=methoxy, R²=hydrogen;

35 Compound of Formula (III): B=E=H; A and D taken together is -CH₂-N(acetyl)-
CH₂-, R¹=methoxy, R²=hydrogen;

Compound of Formula (III): B=E=H; A and D taken together is -CH₂-N(2-
methoxyethyl)-CH₂-, R¹=methoxy, R²=hydrogen;

Compound of Formula (III): B=E=H; A and D taken together is -CH₂-N(2,2-dimethoxyethyl)-CH₂-, R¹=methoxy, R²=hydrogen;

Compound of Formula (III): B=E=H; A and D taken together is -CH₂-N(2-phenoxyethyl)-CH₂-, R¹=methoxy, R²=hydrogen;

5 Compound of Formula (III): B=E=H; A and D taken together is -CH₂-N(2-(dimethylamino)ethyl)-CH₂-, R¹=methoxy, R²=hydrogen;

Compound of Formula (III): B=E=H; A and D taken together is -CH₂-N(2-(ethoxycarbonyl)ethyl)-CH₂-, R¹=methoxy, R²=hydrogen;

10 Compound of Formula (III): B=D=E=H, A=N-benzylaminomethyl, R¹=methoxy, R²=hydrogen;

Compound of Formula (III): B=D=E=H, A=N-benzyl-N-methylaminomethyl, R¹=methoxy, R²=hydrogen;

Compound of Formula (III): D=E=H, A=N-benzyl-N-methylaminomethyl, B=phenylthiomethyl, R¹=methoxy, R²=hydrogen;

15 Compound of Formula (III): D=E=H, A=N-benzyl-N-methylaminomethyl, B=methyl, R¹=methoxy, R²=hydrogen;

Compound of Formula (III): D=E=H, A=dimethylaminomethyl, B=phenylthiomethyl, R¹=methoxy, R²=hydrogen;

20 Compound of Formula (III): D=E=H, A=dimethylaminomethyl, B=methyl, R¹=methoxy, R²=hydrogen;

Compound of Formula (III): B=D=E=H, A=(4-quinolyl)carboxymethyl, R¹=methoxy, R²=hydrogen;

Compound of Formula (III): B=D=E=H, A=(4-pyridyl)carboxymethyl, R¹=methoxy, R²=hydrogen;

25 Compound of Formula (III): B=D=E=H, A=benzoyloxymethyl, R¹=methoxy, R²=hydrogen;

Compound of Formula (III): B=D=E=H, A=4-nitrobenzoyloxymethyl, R¹=methoxy, R²=hydrogen;

30 Compound of Formula (III): B=D=E=H, A=4-chlorobenzoyloxymethyl, R¹=methoxy, R²=hydrogen;

Compound of Formula (III): B=D=E=H, A=(2-quinolyl)carboxymethyl, R¹=methoxy, R²=hydrogen;

Compound of Formula (III): B=D=E=H, A=(1-methyl-2-indolyl)carboxymethyl, R¹=methoxy, R²=hydrogen;

35 Compound of Formula (III): B=D=E=H, A=(4-indolyl)carboxymethyl, R¹=methoxy, R²=hydrogen;

Compound of Formula (III): B=D=E=H, A=(2-indolyl)carboxymethyl, R¹=methoxy, R²=hydrogen;

Compound of Formula (III): B=D=H, A=E=benzyloxymethyl, R¹=methoxy, R²=hydrogen;

Compound of Formula (III): A=E=H, B=D=(4-chloro)benzyloxymethyl, R¹=methoxy, R²=hydrogen; and

5 Compound of Formula (III): B=E=H, A=D=(4-chloro)benzyloxymethyl, R¹=methoxy, R²=hydrogen.

A selected group of preferred representative compounds includes:

Compound of Formula (III): A=benzyl, B=D=E=H, R¹=methoxy, R²=hydrogen;

10 Compound of Formula (III): A=4-iodobenzyl, B=D=E=H, R¹=methoxy, R²=hydrogen;

Compound of Formula (III): A=benzyloxymethyl, B=D=E=H, R¹=methoxy, R²=hydrogen;

Compound of Formula (III): A=benzylthioxymethyl, B=D=E=H, R¹=methoxy, R²=hydrogen;

15 Compound of Formula (III): A=benzoyloxymethyl, B=D=E=H, R¹=methoxy, R²=hydrogen;

Compound of Formula (III): A=4-fluorobenzoyloxymethyl, B=D=E=H, R¹=methoxy, R²=hydrogen;

20 Compound of Formula (III): A=3-fluorobenzoyloxymethyl, B=D=E=H, R¹=methoxy, R²=hydrogen;

Compound of Formula (III): A=2-fluorobenzoyloxymethyl, B=D=E=H, R¹=methoxy, R²=hydrogen;

Compound of Formula (III): A=(4-quinolyl)carboxymethyl, B=D=E=H, R¹=methoxy, R²=hydrogen;

25 Compound of Formula (III): A=(4-pyridyl)carboxymethyl, B=D=E=H, R¹=methoxy, R²=hydrogen;

Compound of Formula (III): A=(4-indolyl)carboxymethyl, B=D=E=H, R¹=methoxy, R²=hydrogen;

30 Compound of Formula (III): A=4-nitrobenzoyloxymethyl, B=D=E=H, R¹=methoxy, R²=hydrogen;

Compound of Formula (III): A=4-chlorobenzoyloxymethyl, B=D=E=H, R¹=methoxy, R²=hydrogen;

Compound of Formula (III): A=benzoyloxymethyl, B=D=E=H, R¹=methoxy, R²=hydrogen;

35 Compound of Formula (III): A=hydroxymethyl, B=D=E=H, R¹=methoxy, R²=hydrogen;

Compound of Formula (III): A=4-thiazolylmethyl, B=D=E=H, R¹=methoxy, R²=hydrogen;

- Compound of Formula (III): A=3-indolylmethyl, B=D=E=H, R¹=methoxy, R²=hydrogen;
- Compound of Formula (III): B=benzyl, A=D=E=H, R¹=methoxy, R²=hydrogen;
- Compound of Formula (III): B=benzyloxymethyl, A=D=E=H, R¹=methoxy, R²=hydrogen;
- 5 Compound of Formula (III): D=hydroxymethyl, A=B=E=H, R¹=methoxy, R²=hydrogen;
- Compound of Formula (III): D=benzyl, A=B=E=H, R¹=methoxy, R²=hydrogen;
- Compound of Formula (III): D=benzyloxymethyl, A=B=E=H, R¹=methoxy, R²=hydrogen;
- 10 Compound of Formula (III): D=(2-pyridyl)methoxymethyl, A=B=E=H, R¹=methoxy, R²=hydrogen;
- Compound of Formula (III): D=(3-pyridyl)methoxymethyl, A=B=E=H, R¹=methoxy, R²=hydrogen;
- 15 Compound of Formula (III): D=(4-pyridyl)methoxymethyl, A=B=E=H, R¹=methoxy, R²=hydrogen;
- Compound of Formula (III): D=(4-cyano)benzyloxymethyl, A=B=E=H, R¹=methoxy, R²=hydrogen;
- Compound of Formula (III): D=(2-fluoro)benzyloxymethyl, A=B=E=H, R¹=methoxy, R²=hydrogen;
- 20 Compound of Formula (III): D=(2-chloro)benzyloxymethyl, A=B=E=H, R¹=methoxy, R²=hydrogen;
- Compound of Formula (III): D=(4-chloro)benzyloxymethyl, A=B=E=H, R¹=methoxy, R²=hydrogen;
- 25 Compound of Formula (III): D=(2-bromo)benzyloxymethyl, A=B=E=H, R¹=methoxy, R²=hydrogen;
- Compound of Formula (III): D=(4-quinolyl)methoxymethyl, A=B=E=H, R¹=methoxy, R²=hydrogen;
- Compound of Formula (III): E=benzyl, A=B=D=H, R¹=methoxy, R²=hydrogen;
- 30 Compound of Formula (III): E=(4-pyridyl)methoxymethyl, A=B=D=H, R¹=methoxy, R²=hydrogen;
- Compound of Formula (III): E=benzyloxymethyl, A=B=D=H, R¹=methoxy, R²=hydrogen;
- Compound of Formula (III): E=dimethylaminomethyl, A=B=D=H, R¹=methoxy, R²=hydrogen;
- 35 Compound of Formula (III): A=E=(4-chloro)benzyloxymethyl, B=D=H, R¹=methoxy, R²=hydrogen;
- Compound of Formula (III): A=E=methyl; B=D=H, R¹=methoxy, R²=hydrogen;

Compound of Formula (III): A=D=methyl; B=E=H, R¹=methoxy, R²=hydrogen;

Compound of Formula (III): B=E=H; A and D taken together is -CH₂CH₂CH₂-,
R¹=methoxy, R²=hydrogen;

5 Compound of Formula (III): A=D=H; B and E taken together is -CH₂CH₂CH₂-,
R¹=methoxy, R²=hydrogen;

Compound of Formula (III): B=E=H; A and D taken together is
-CH₂CH₂CH₂CH₂-, R¹=methoxy, R²=hydrogen;

Compound of Formula (III): A=D=H; B and E taken together is
-CH₂CH₂CH₂CH₂-, R¹=methoxy, R²=hydrogen;

10 Compound of Formula (III): B=E=H; A and D taken together is -CH₂OCH₂-,
R¹=methoxy, R²=hydrogen;

Compound of Formula (III): A=D=H; B and E taken together is -CH₂OCH₂-,
R¹=methoxy, R²=hydrogen;

15 Compound of Formula (III): B=E=H; A and D taken together is -CH₂NHCH₂-,
R¹=methoxy, R²=hydrogen;

Compound of Formula (III): A=D=H; B and E taken together is -CH₂NHCH₂-,
R¹=methoxy, R²=hydrogen;

Compound of Formula (III): B=E=H; A and D taken together is
-CH₂N(benzyl)CH₂-, R¹=methoxy, R²=hydrogen;

20 Compound of Formula (III): A=D=H; B and E taken together is
-CH₂N(benzyl)CH₂-, R¹=methoxy, R²=hydrogen;

Compound of Formula (III): B=E=H; A and D taken together is -CH₂N(4-nitro-
phenyl-CH₂CH₂)CH₂-, R¹=methoxy, R²=hydrogen;

25 Compound of Formula (III): B=E=H; A and D taken together is -CH₂N(3-nitro-
phenyl-CH₂CH₂)CH₂-, R¹=methoxy, R²=hydrogen;

Compound of Formula (III): B=E=H; A and D taken together is -CH₂N(4-
NH(acetyl)-phenyl-CH₂CH₂)CH₂-, R¹=methoxy, R²=hydrogen;

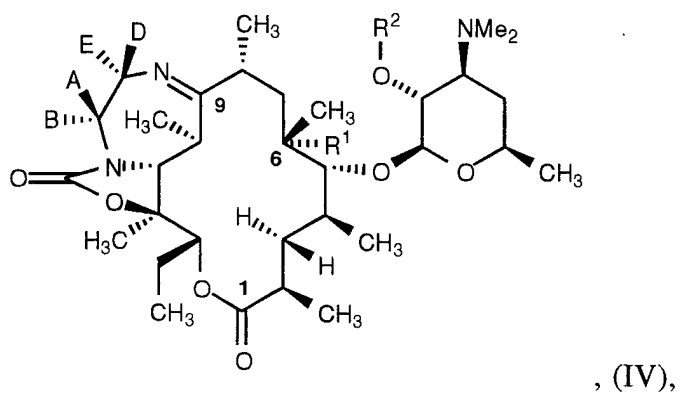
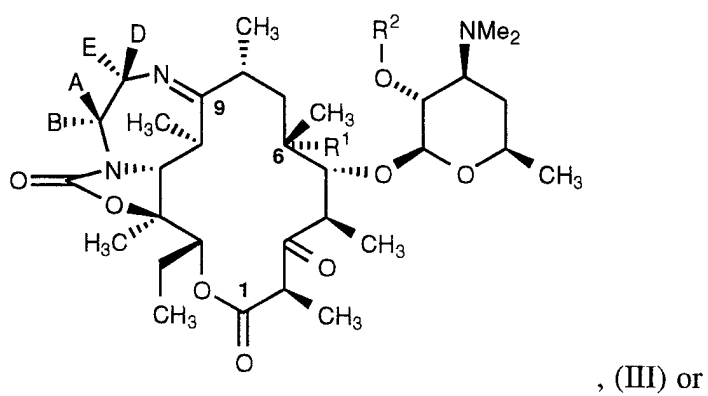
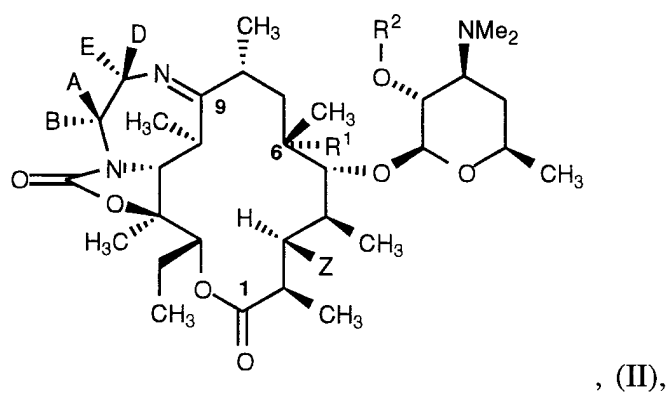
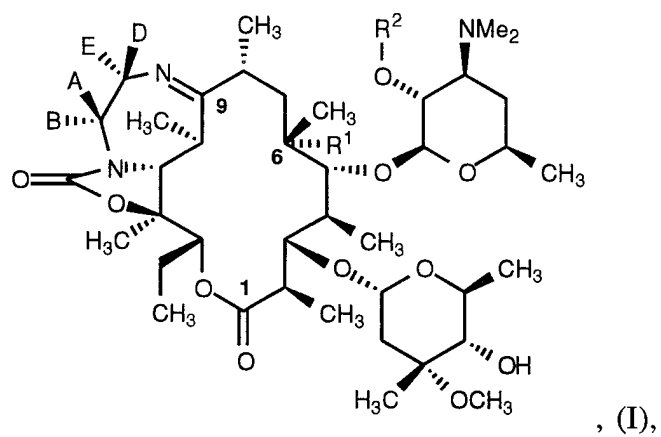
30 Compound of Formula (III): B=E=H; A and D taken together is -CH₂N(phenyl-
CH₂CH₂CH₂)CH₂-, R¹=methoxy, R²=hydrogen;

Compound of Formula (III): A=D=H; B and E taken together is -CH₂N(phenyl-
CH₂CH₂CH₂)CH₂-, R¹=methoxy, R²=hydrogen;

Compound of Formula (I): A=B=D=E=hydrogen; R¹=hydrogen, R²=hydrogen;
and

35 Compound of Formula (IV): R¹=methoxy; R²=hydrogen; A=B=D=E=hydrogen.

One object of the present invention is to provide a process for the preparation of
tricyclic macrolide derivatives having the formulas:



wherein:

A, B, D and E are independently selected from the group consisting of:

- (a) hydrogen;
- (b) C₁-C₆-alkyl, as defined below, optionally substituted with one or
 5 more substituents selected from the group consisting of:
- (i) aryl, as defined below;
- (ii) substituted-aryl, as defined below;
- (iii) heteroaryl, as defined below;
- (iv) substituted-heteroaryl, as defined below;
- 10 (v) heterocycloalkyl, as defined below;
- (vi) hydroxy;
- (vii) C₁-C₆-alkoxy, as defined below;
- (viii) halogen consisting of Br, Cl, F or I; and
- (ix) NR³R⁴, where R³ and R⁴ are independently selected from
 15 hydrogen and C₁-C₆-alkyl, or R³ and R⁴ are taken with the nitrogen atom to which they are
 connected to form a 3- to 7-membered ring optionally containing a hetero function
 consisting of -O-, -NH-, -N(C₁-C₆-alkyl)-, -N(aryl-C₁-C₆-alkyl)-, -N(substituted-aryl-
 C₁-C₆-alkyl)-, -N(heteroaryl-C₁-C₆-alkyl)-, -N(substituted-heteroaryl-C₁-C₆-alkyl)-, -S-
 or -S(O)_n-, wherein n is 1 or 2;
- 20 (c) C₃-C₇-cycloalkyl;
- (d) aryl;
- (e) substituted-aryl;
- (f) heteroaryl;
- (g) substituted-heteroaryl;
- 25 (h) heterocycloalkyl;
- and
- (i) a group selected from option (b) above further substituted with -M-
 R⁵, wherein M is selected from the group consisting of:
- (aa) -C(O)-NH-;
- 30 (bb) -NH-C(O)-;
- (cc) -NH-
- (dd) -N(CH₃)-
- (ee) -O-
- (ff) -S(O)_n-, wherein n is 0, 1 or 2; and
- 35 (gg) -C(=NH)-NH-;
- (hh) -C(O)-O-;
- (ii) -O-C(O)-;
- (jj) -O-C(O)-NH-;

(kk) -NH-C(O)-O-; and

(ll) -NH-C(O)-NH-;

and R⁵ is selected from the group consisting of:

5 (aaa) C₁-C₆-alkyl, optionally substituted with a substituent selected from the group consisting of:

(i) aryl;

(ii) substituted-aryl;

(iii) heteroaryl; and

(iv) substituted-heteroaryl;

10 (bbb) aryl;

(ccc) substituted-aryl;

(ddd) heteroaryl;

(eee) substituted-heteroaryl; and

(fff) heterocycloalkyl;

15 or

any one pair of substituents, consisting of AB, AD, AE, BD, BE or DE, is taken together with the atom or atoms to which they are attached to form a 3- to 7-membered ring optionally containing a hetero function consisting of:

-O-,

20 -NH-,

-N(C₁-C₆-alkyl)-,

-N(aryl-C₁-C₆-alkyl)-,

-N(substituted-aryl-C₁-C₆-alkyl)-,

-N(heteroaryl-C₁-C₆-alkyl)-,

25 -N(substituted-heteroaryl-C₁-C₆-alkyl)-,

-S- or -S(O)_n-, wherein n is 1 or 2;

-C(O)-NH-;

-C(O)-NR⁵-, wherein R⁵ is as described above;

-NH-C(O)-;

30 -NR⁵-C(O)-, wherein R⁵ is as described above; and

-C(=NH)-NH-;

R¹ is selected from the group consisting of:

(a) hydrogen;

(b) hydroxy;

35 (c) -O-C₁-C₃-alkyl;

(d) -O-C₃-C₅-cycloalkyl;

(e) -O-C₁-C₃-alkyl-C₃-C₅-cycloalkyl;

(f) -O-C(O)-C₁-C₃-alkyl;

(g) $-O-C(O)-O-C_1-C_3$ -alkyl; and

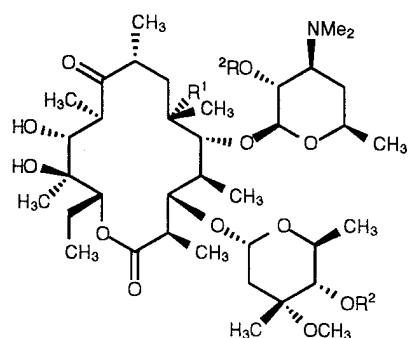
(h) $-O-C(O)-NH-C_1-C_3$ -alkyl;

R^2 is hydrogen or a hydroxy-protecting group, as defined below; and

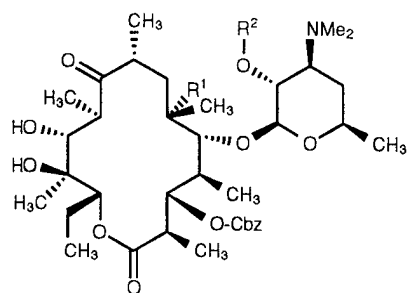
Z is hydroxy or protected-hydroxy;

- 5 except when the compound is of Formulas (I) or (III) then A, B, D, and E may not all be hydrogen, D and E may not be C_1-C_3 -alkyl when A and B are hydrogen, nor may one of D and E be hydrogen and the other be C_1-C_3 -alkyl when A and B are hydrogen; the method comprising:

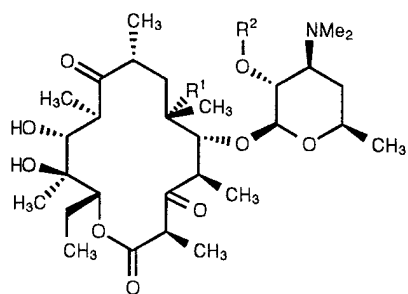
- (a) treating a compound having the formula:



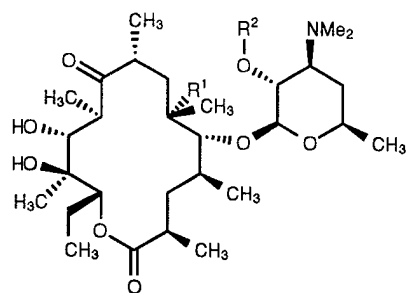
, (compound (2) from Scheme 1),



, (compound (6) from Scheme 2),



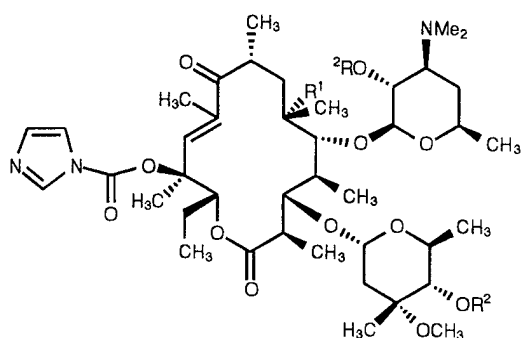
, (compound (7) from Scheme 3), or



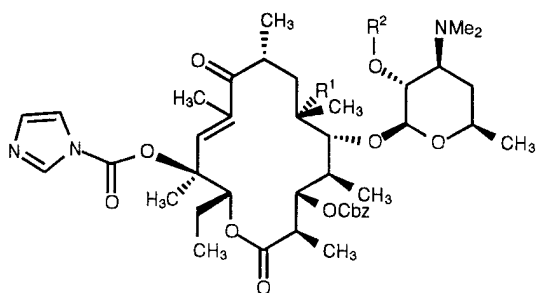
, (compound (9) from Scheme 4),

respectively,

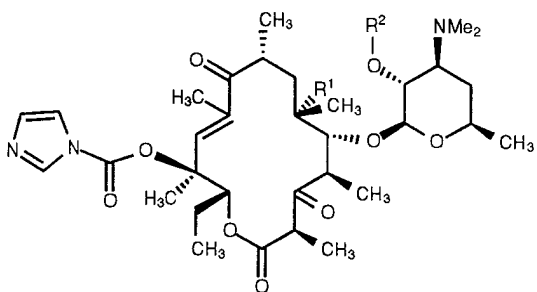
wherein R^1 is as described above and R^2 is a hydroxy-protecting group, with a base, and followed by reaction with carbonyldiimidazole, in an aprotic solvent, to prepare first intermediate compounds having the formulas:



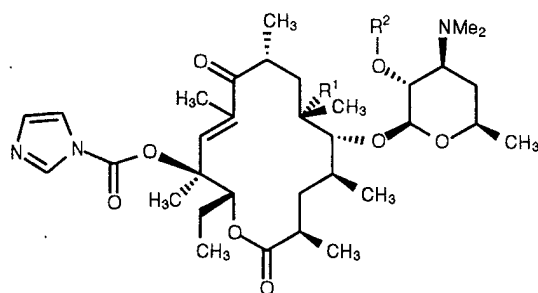
, (compound (3) from Scheme 1),



, (compound (6) from Scheme 2)



, (compound (8) from Scheme 3), or

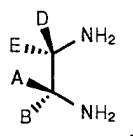


, (compound (10) from Scheme 4),

respectively;

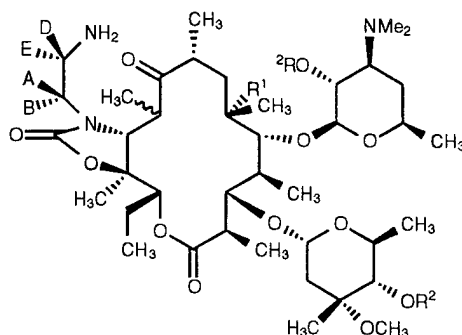
wherein R^1 and R^2 are as described above;

(b) reacting said first intermediate compounds (3), (6), (8), or (10) with a compound having the formula:

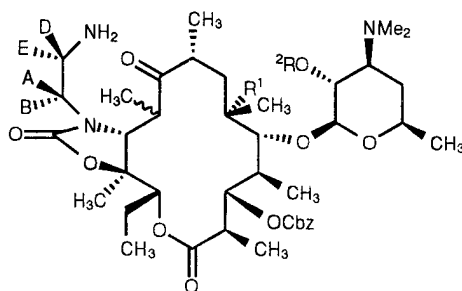


5

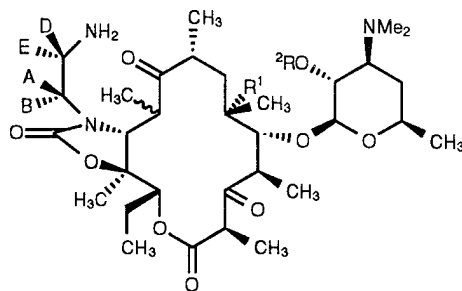
wherein A, B, D, and E are as described above, to give the bicyclic second intermediate compounds having the formulas:



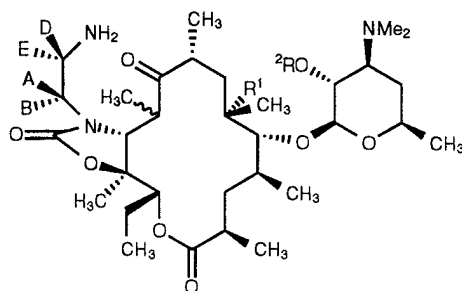
(compound (11), from Scheme 5),



(compound (15), from Scheme 7),



(compound (19) from Scheme 9),



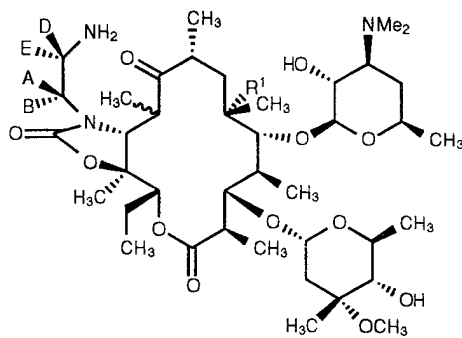
(compound (23), from Scheme 11),

respectively;

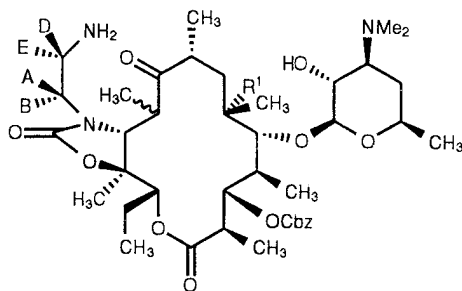
wherein R¹ and R² are as described above;

(c) deprotecting said second intermediate compounds (11), (15), (19) or (23) by treatment with methanol or ethanol when OR² is an ester or with fluoride in THF or acetonitrile when R² is a trialkylsilyl group, for from 1 to 24 hours, to give the third

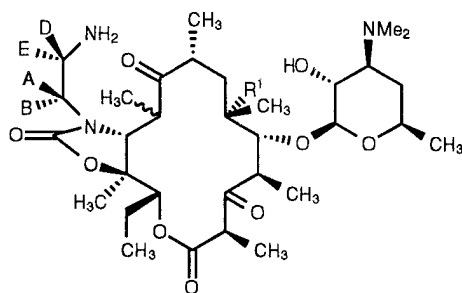
5 intermediate compounds:



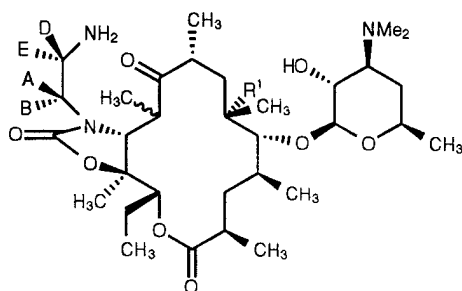
(compound (12), from Scheme 5),



(compound (16), from Scheme 7),



(compound (20) from Scheme 9),

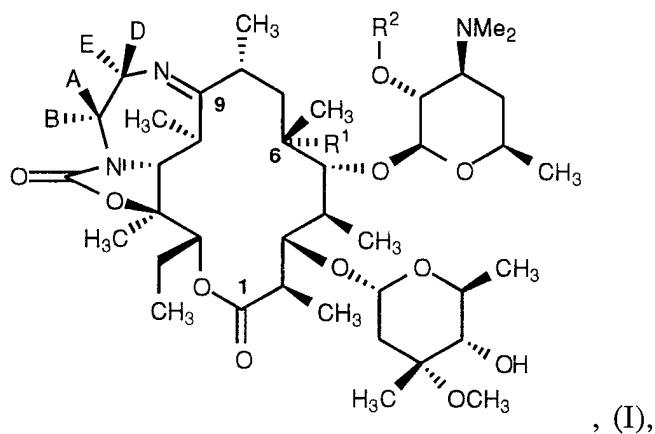


(compound (24) from Scheme 11),

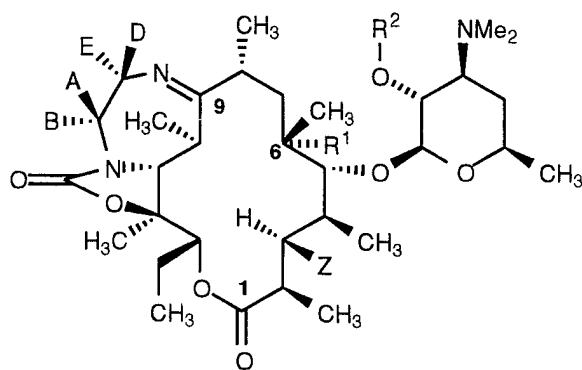
respectively; and

(d) cyclizing said third intermediate compounds (12), (16), (20) or (24) by treatment with dilute acid, for a period of from 4 hours to 10 days to give the desired compounds (I), (II), (III) or (IV) above.

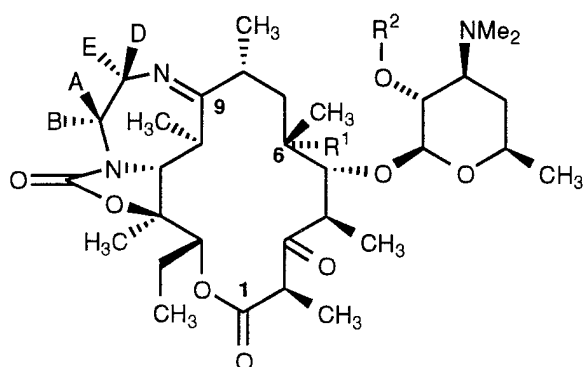
Another object of the present invention is to provide an alternate process for the preparation of tricyclic macrolide derivatives having the formulas:



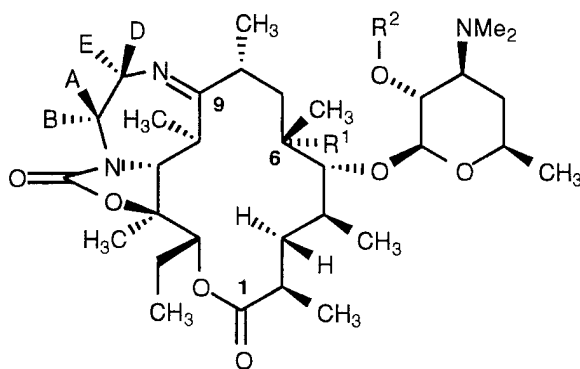
, (I),



, (II),



, (III) or



, (IV),

wherein:

A, B, D and E are independently selected from the group consisting of:

- (a) hydrogen;
- (b) C₁-C₆-alkyl, as defined below, optionally substituted with one or

5 more substituents selected from the group consisting of:

- (i) aryl, as defined below;
- (ii) substituted-aryl, as defined below;
- (iii) heteroaryl, as defined below;
- (iv) substituted-heteroaryl, as defined below;
- (v) heterocycloalkyl, as defined below;

10

- (vi) hydroxy;
- (vii) C₁-C₆-alkoxy, as defined below;
- (viii) halogen consisting of Br, Cl, F or I; and
- (ix) NR³R⁴, where R³ and R⁴ are independently selected from hydrogen and C₁-C₆-alkyl, or R³ and R⁴ are taken with the nitrogen atom to which they are connected to form a 3- to 7-membered ring optionally containing a hetero function consisting of -O-, -NH-, -N(C₁-C₆-alkyl)-, -N(aryl-C₁-C₆-alkyl)-, -N(substituted-aryl-C₁-C₆-alkyl)-, -N(heteroaryl-C₁-C₆-alkyl)-, -N(substituted-heteroaryl-C₁-C₆-alkyl)-, -S- or -S(O)_n-, wherein n is 1 or 2;

- (c) C₃-C₇-cycloalkyl;
- (d) aryl;
- (e) substituted-aryl;
- (f) heteroaryl;
- (g) substituted-heteroaryl;
- (h) heterocycloalkyl;

and

(i) a group selected from option (b) above further substituted with -M-R⁵, wherein M is selected from the group consisting of:

- (aa) -C(O)-NH-;
- (bb) -NH-C(O)-;
- (cc) -NH-
- (dd) -N(CH₃)-
- (ee) -O-
- (ff) -S(O)_n-, wherein n is 0, 1 or 2; and
- (gg) -C(=NH)-NH-;
- (hh) -C(O)-O-;
- (ii) -O-C(O)-;
- (jj) -O-C(O)-NH-;
- (kk) -NH-C(O)-O-; and
- (ll) -NH-C(O)-NH-;

and R⁵ is selected from the group consisting of:

(aaa) C₁-C₆-alkyl, optionally substituted with a substituent selected from the group consisting of:

- (i) aryl;
- (ii) substituted-aryl;
- (iii) heteroaryl; and
- (iv) substituted-heteroaryl;
- (bbb) aryl;

- (ccc) substituted-aryl;
- (ddd) heteroaryl;
- (eee) substituted-heteroaryl; and
- (fff) heterocycloalkyl;

5 or

any one pair of substituents, consisting of AB, AD, AE, BD, BE or DE, is taken together with the atom or atoms to which they are attached to form a 3- to 7-membered ring optionally containing a hetero function consisting of:

- O-,
- 10 -NH-,
- N(C₁-C₆-alkyl)-,
- N(aryl-C₁-C₆-alkyl)-,
- N(substituted-aryl-C₁-C₆-alkyl)-,
- N(heteroaryl-C₁-C₆-alkyl)-,
- 15 -N(substituted-heteroaryl-C₁-C₆-alkyl)-,
- S- or -S(O)_n-, wherein n is 1 or 2;
- C(O)-NH-;
- C(O)-NR⁵-, wherein R⁵ is as described above;
- NH-C(O)-;
- 20 -NR⁵-C(O)-, wherein R⁵ is as described above; and
- C(=NH)-NH-;

R¹ is selected from the group consisting of:

- (a) hydrogen;
- (b) hydroxy;
- 25 (c) -O-C₁-C₃-alkyl;
- (d) -O-C₃-C₅-cycloalkyl;
- (e) -O-C₁-C₃-alkyl-C₃-C₅-cycloalkyl;
- (f) -O-C(O)-C₁-C₃-alkyl;
- (g) -O-C(O)-O-C₁-C₃-alkyl; and
- 30 (h) -O-C(O)-NH-C₁-C₃-alkyl;

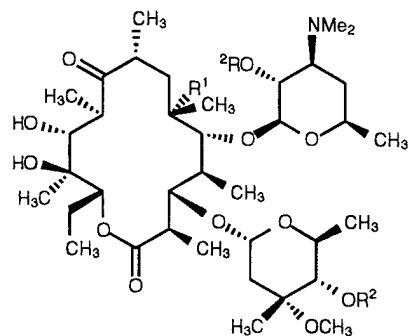
R² is hydrogen or a hydroxy-protecting group, as defined below; and

Z is hydroxy or protected-hydroxy;

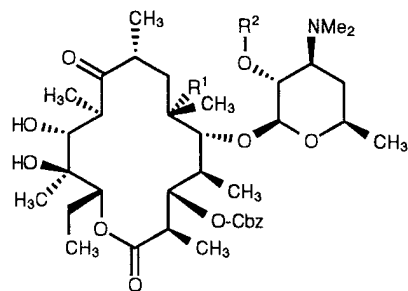
except when the compound is of Formulas (I) or (III) then A, B, D, and E may not all be hydrogen, D and E may not be C₁-C₃-alkyl when A and B are hydrogen, nor may one of D and E be hydrogen and the other be C₁-C₃-alkyl when A and B are hydrogen;

35 the method comprising:

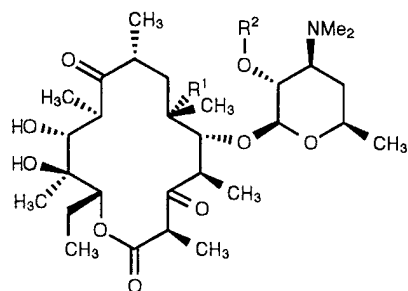
- (a) treating a compound having the formula:



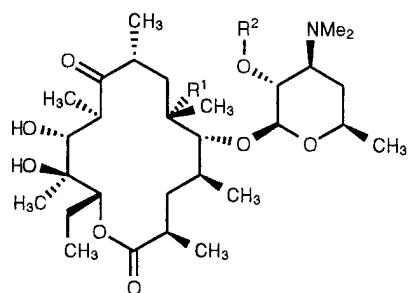
, (compound (2) from Scheme 1),



, (compound (6) from Scheme 2),



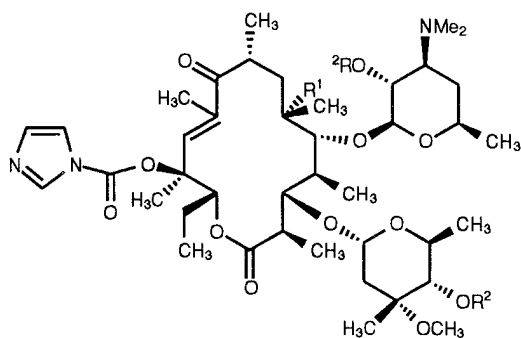
, (compound (7) from Scheme 3), or



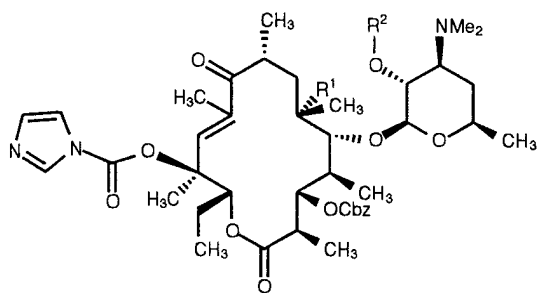
, (compound (9) from Scheme 4),

respectively,

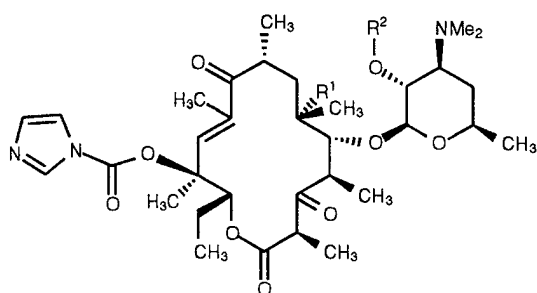
wherein R¹ is as described above and R² is a hydroxy-protecting group, with a base, to prepare first intermediate compounds having the formulas:



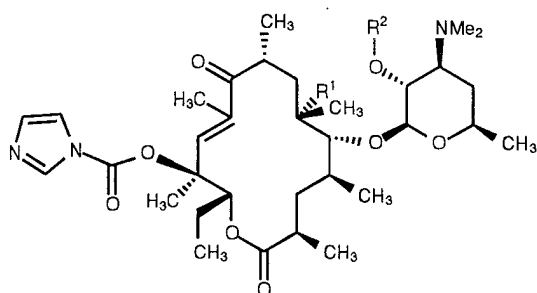
, (compound (3) from Scheme 1),



, (compound (6) from Scheme 2)



, (compound (8) from Scheme 3), or

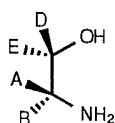


, (compound (10) from Scheme 4),

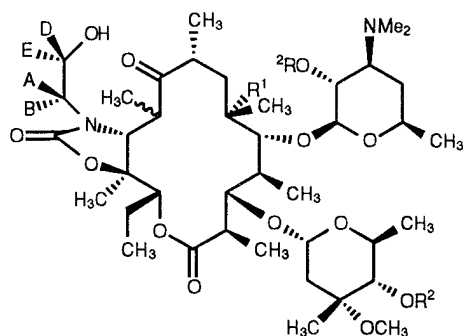
respectively;

wherein R^1 and R^2 are as described above;

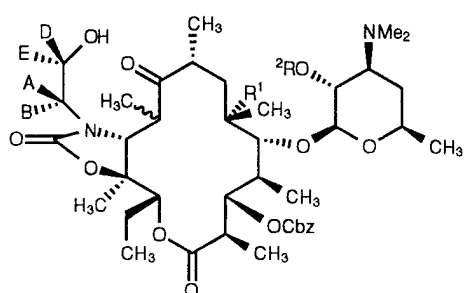
(b) reacting said first intermediate compounds (3), (6), (8), or (10) with a compound having the having the formula:



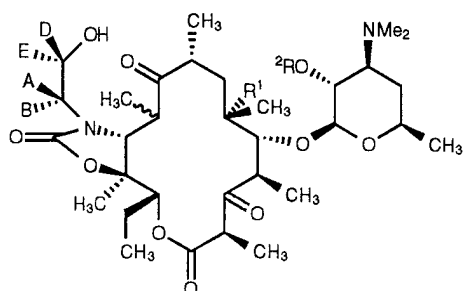
wherein A, B, D, and E are as described above, to give the bicyclic second intermediate compounds



, (compound (14), from Scheme 6, Y=OH),

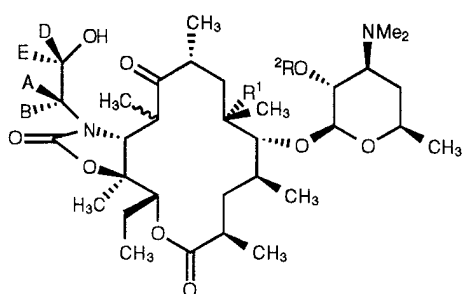


, (compound (18), from Scheme 8, Y=OH),



, (compound (22) from Scheme 10, Y=OH),

or

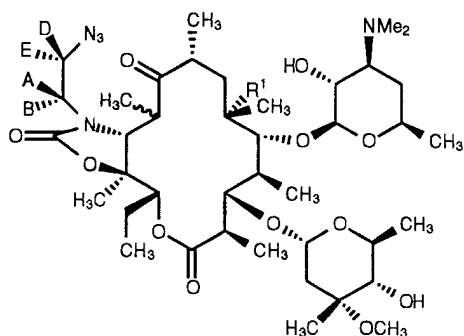


, (compound (26), from Scheme 12, Y=OH),

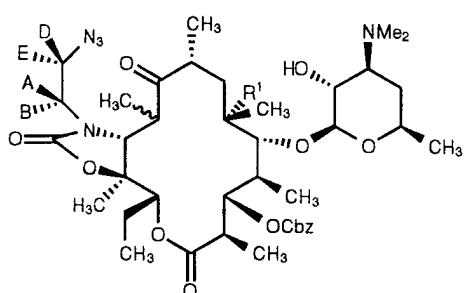
respectively;

(c) reacting the hydroxy group of the said bicyclic second intermediate compounds (14), (18), (22) and (26) by treatment triphenylphosphine and diphenyl-

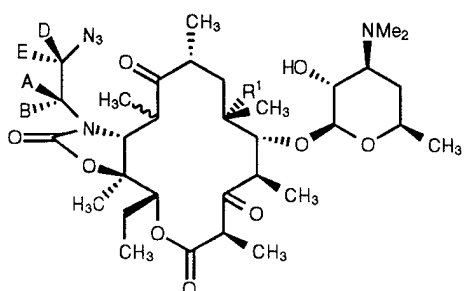
phosphoryl azide-DEAD in tetrahydrofuran, under Mitsunobu reaction conditions, to prepare the third intermediate compounds:



, (compound (14), from Scheme 6, Y=N₃),

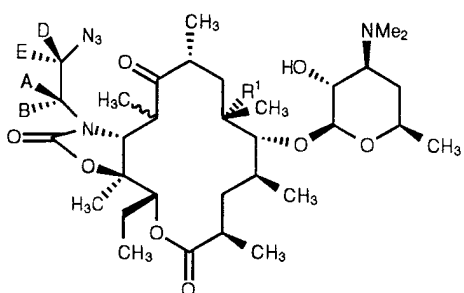


, (compound (18), from Scheme 8, Y=N₃),



, (compound (22) from Scheme 10, Y=N₃),

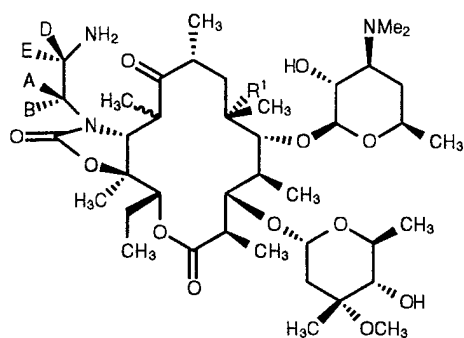
or



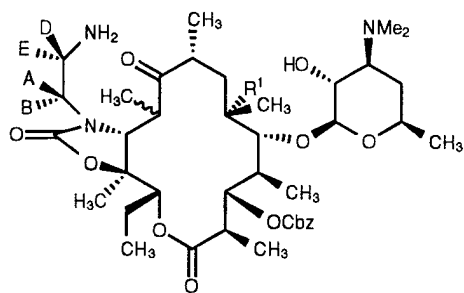
, (compound (26), from Scheme 12, Y=N₃),

respectively;

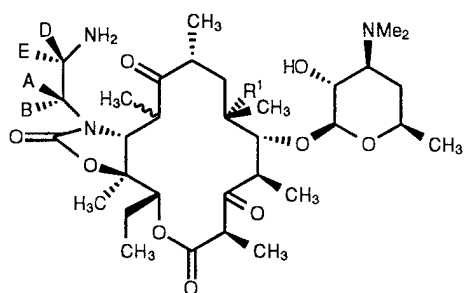
(d) reducing the third intermediate compounds having an azido group, to prepare the fourth intermediate compounds having the formulas:



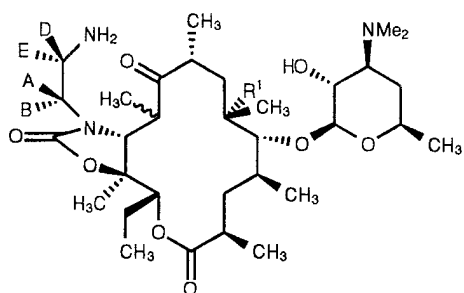
, (compound (12), from Scheme 6),



, (compound (16), from Scheme 8),



, (compound (20) from Scheme 10), or



, (compound (24), from Scheme 12),

respectively; and

- (e) cyclizing said fourth intermediate compounds (12), (16), (20) or (24), wherein Y is an amino group, by treatment with dilute acid, in an organic solvent, preferably ethanol or propanol, for a period of from 4 hours to 10 days to give the desired compounds of Formulas (I), (II), (III) or (IV).

In an alternate embodiment of the alternate process above, the third intermediate compounds may be prepared by a two-step sequence (replacing step (c) thereof) which

comprises (1) reacting the hydroxy group of the bicyclic second intermediate compounds with an alkyl or aryl sulfonyl chloride, an alkyl or aryl sulfonic anhydride or trifluoromethanesulfonic anhydride in an aprotic solvent at -78 °C to room temperature to give the corresponding sulfonate, and (2) reacting the said sulfonate with lithium azide or sodium azide in an aprotic solvent at 0 °C to 100 °C to give the third intermediate compound.

Definitions:

The terms "C₁-C₃-alkyl" or "C₁-C₆-alkyl" as used herein refer to saturated, straight- or branched-chain hydrocarbon radicals containing between one and three or one and six carbon atoms, respectively. Examples of C₁-C₃ alkyl radicals include methyl, ethyl, propyl and isopropyl, and examples of C₁-C₆-alkyl radicals include, but are not limited to, methyl, ethyl, propyl, isopropyl, *n*-butyl, *tert*-butyl, neopentyl and *n*-hexyl.

The term "C₁-C₆-alkoxy" as used herein refers to an C₁-C₆-alkyl group, as previously defined, attached to the parent molecular moiety through an oxygen atom. Examples of C₁-C₆-alkoxy, but are not limited to, methoxy, ethoxy, propoxy, isopropoxy, *n*-butoxy, *tert*-butoxy, neopentoxy and *n*-hexoxy.

The term "C₁-C₃-alkyl-amino" as used herein refers to one or two C₁-C₃-alkyl groups, as previously defined, attached to the parent molecular moiety through a nitrogen atom. Examples of C₁-C₃-alkyl-amino include, but are not limited to methylamino, dimethylamino, ethylamino, diethylamino, and propylamino.

The term "aprotic solvent" as used herein refers to a solvent that is relatively inert to proton activity, *i.e.*, not acting as a proton-donor. Examples include, but are not limited to, hydrocarbons, such as hexane and toluene, for example, halogenated hydrocarbons, such as, for example, methylene chloride, ethylene chloride, chloroform, and the like, heterocyclic compounds, such as, for example, tetrahydrofuran and *N*-methylpyrrolidinone, and ethers such as diethyl ether, bis-methoxymethyl ether. Such compounds are well known to those skilled in the art, and it will be obvious to those skilled in the art that individual solvents or mixtures thereof may be preferred for specific compounds and reaction conditions, depending upon such factors as the solubility of reagents, reactivity of reagents and preferred temperature ranges, for example. Further discussions of aprotic solvents may be found in organic chemistry textbooks or in specialized monographs, for example: Organic Solvents Physical Properties and Methods of Purification, 4th ed., edited by John A. Riddick, *et al.*, Vol. II, in the Techniques of Chemistry Series, John Wiley & Sons, NY, 1986.

The term "aryl" as used herein refers to unsubstituted carbocyclic aromatic groups including, but not limited to, phenyl, 1- or 2-naphthyl and the like.

The term "C₃-C₅-cycloalkyl- and C₃-C₇-cycloalkyl" as used herein refers to carbocyclic groups of 3 to 5 or 3 to 7 carbons, respectively, for example, cyclopropyl, cyclobutyl, cyclopentyl, cyclohexyl, and cycloheptyl.

The term "C₁-C₃-alkyl-C₃-C₅-cycloalkyl", as used herein refers to a C₃-C₅-cycloalkyl radical, as defined above, attached to a C₁-C₃-alkyl radical by replacement of a hydrogen atom on the latter.

The terms "halo" and "halogen" as used herein refer to an atom selected from fluorine, chlorine, bromine and iodine.

The term "heteroaryl", as used herein, refers to a cyclic aromatic radical having from five to ten ring atoms of which one ring atom is selected from S, O and N; zero, one or two ring atoms are additional heteroatoms independently selected from S, O and N; and the remaining ring atoms are carbon, the radical being joined to the rest of the molecule via any of the ring atoms, such as, for example, pyridinyl, pyrazinyl, pyrimidinyl, pyrrolyl, pyrazolyl, imidazolyl, thiazolyl, oxazolyl, isooxazolyl, thiadiazolyl, oxadiazolyl, thiophenyl, furanyl, quinolinyl, isoquinolinyl, and the like.

The term "heterocycloalkyl" as used herein, refers to a non-aromatic 5-, 6- or 7-membered ring or a bi- or tri-cyclic group comprising fused six-membered rings having between one and three heteroatoms independently selected from oxygen, sulfur and nitrogen, wherein (i) each 5-membered ring has 0 to 1 double bonds and each 6-membered ring has 0 to 2 double bonds, (ii) the nitrogen and sulfur heteroatoms may optionally be oxidized, (iii) the nitrogen heteroatom may optionally be quaternized, and (iv) any of the above heterocyclic rings may be fused to a benzene ring. Representative heterocycles include, but are not limited to, pyrrolidinyl, pyrazolinyl, pyrazolidinyl, imidazolyl, imidazolidinyl, piperidinyl, piperazinyl, oxazolidinyl, isoxazolidinyl, morpholinyl, thiazolidinyl, isothiazolidinyl, and tetrahydrofuryl.

"Hydroxy-protecting group", as used herein, refers to an easily removable group to which are known in the art to protect a hydroxyl group against undesirable reaction during synthetic procedures and to be selectively removable. The use of hydroxy-protecting groups is well known in the art for protecting groups against undesirable reactions during a synthetic procedure and many such protecting groups are known, cf, for example, T.H. Greene and P.G.M. Wuts, Protective Groups in Organic Synthesis, 2nd edition, John Wiley & Sons, New York (1991). Examples of hydroxy-protecting groups include, but are not limited to, methylthiomethyl, *tert*-dimethylsilyl, *tert*-butyldiphenylsilyl, acyl substituted with an aromatic group and the like.

A the term "protected-hydroxy" refers to a hydroxy group protected with a hydroxy protecting group, as defined above, including benzoyl, acetyl, trimethylsilyl, triethylsilyl, methoxymethyl groups, for example.

The term "protogenic organic solvent" as used herein refers to a solvent that tends to provide protons, such as an alcohol, for example, methanol, ethanol, propanol, isopropanol, butanol, t-butanol, and the like. Such solvents are well known to those skilled in the art, and it will be obvious to those skilled in the art that individual solvents or mixtures thereof may be preferred for specific compounds and reaction conditions, depending upon such factors as the solubility of reagents, reactivity of reagents and preferred temperature ranges, for example. Further discussions of protogenic solvents may be found in organic chemistry textbooks or in specialized monographs, for example: Organic Solvents Physical Properties and Methods of Purification, 4th ed., edited by John A. Riddick, *et al.*, Vol. II, in the Techniques of Chemistry Series, John Wiley & Sons, NY, 1986.

The term "substituted aryl" as used herein refers to an aryl group as defined herein substituted by independent replacement of one, two or three of the hydrogen atoms thereon with F, Cl, Br, I, OH, NO₂, CN, C(O)-C₁-C₆-alkyl, C(O)-aryl, C(O)-heteroaryl, CO₂-alkyl, CO₂-aryl, CO₂-heteroaryl, CONH₂, CONH-C₁-C₆-alkyl, CONH-aryl, CONH-heteroaryl, OC(O)-C₁-C₆-alkyl, OC(O)-aryl, OC(O)-heteroaryl, OCO₂-alkyl, OCO₂-aryl, OCO₂-heteroaryl, OCONH₂, OCONH-C₁-C₆-alkyl, OCONH-aryl, OCONH-heteroaryl, NHC(O)-C₁-C₆-alkyl, NHC(O)-aryl, NHC(O)-heteroaryl, NHCO₂-alkyl, NHCO₂-aryl, NHCO₂-heteroaryl, NHCONH₂, NHCONH-C₁-C₆-alkyl, NHCONH-aryl, NHCONH-heteroaryl, SO₂-C₁-C₆-alkyl, SO₂-aryl, SO₂-heteroaryl, SO₂NH₂, SO₂NH-C₁-C₆-alkyl, SO₂NH-aryl, SO₂NH-heteroaryl, C₁-C₆-alkyl, C₃-C₆-cycloalkyl, CF₃, CH₂CF₃, CHCl₂, CH₂OH, CH₂CH₂OH, CH₂NH₂, CH₂SO₂CH₃, aryl, heteroaryl, benzyl, benzyloxy, aryloxy, heteroaryloxy, C₁-C₆-alkoxy, methoxymethoxy, methoxyethoxy, amino, benzylamino, arylamino, heteroarylamino, C₁-C₃-alkyl-amino, thio, aryl-thio, heteroarylthio, benzyl-thio, C₁-C₆-alkyl-thio, or methylthiomethyl.

The term "substituted heteroaryl" as used herein refers to a heteroaryl group as defined herein substituted by independent replacement of one, two or three of the hydrogen atoms thereon with F, Cl, Br, I, OH, NO₂, CN, C(O)-C₁-C₆-alkyl, C(O)-aryl, C(O)-heteroaryl, CO₂-alkyl, CO₂-aryl, CO₂-heteroaryl, CONH₂, CONH-C₁-C₆-alkyl, CONH-aryl, CONH-heteroaryl, OC(O)-C₁-C₆-alkyl, OC(O)-aryl, OC(O)-heteroaryl, OCO₂-alkyl, OCO₂-aryl, OCO₂-heteroaryl, OCONH₂, OCONH-C₁-C₆-alkyl, OCONH-aryl, OCONH-heteroaryl, NHC(O)-C₁-C₆-alkyl, NHC(O)-aryl, NHC(O)-heteroaryl, NHCO₂-alkyl, NHCO₂-aryl, NHCO₂-heteroaryl, NHCONH₂, NHCONH-C₁-C₆-alkyl, NHCONH-aryl, NHCONH-heteroaryl, SO₂-C₁-C₆-alkyl, SO₂-aryl, SO₂-heteroaryl, SO₂NH₂, SO₂NH-C₁-C₆-alkyl, SO₂NH-aryl, SO₂NH-heteroaryl, C₁-C₆-alkyl, C₃-C₆-cycloalkyl, CF₃, CH₂CF₃, CHCl₂, CH₂OH, CH₂CH₂OH, CH₂NH₂, CH₂SO₂CH₃, aryl, heteroaryl, benzyl, benzyloxy, aryloxy, heteroaryloxy, C₁-C₆-alkoxy, methoxymethoxy, methoxyethoxy,

amino, benzylamino, arylamino, heteroarylamino, C₁-C₃-alkyl-amino, thio, aryl-thio, heteroarylthio, benzyl-thio, C₁-C₆-alkyl-thio, or methylthiomethyl.

The term "substituted heterocycloalkyl" as used herein, refers to a heterocycloalkyl group, as defined above, substituted by independent replacement of one, two or three of the hydrogen atoms thereon with F, Cl, Br, I, OH, NO₂, CN, C(O)-C₁-C₆-alkyl, C(O)-aryl, C(O)-heteroaryl, CO₂-alkyl, CO₂-aryl, CO₂-heteroaryl, CONH₂, CONH-C₁-C₆-alkyl, CONH-aryl, CONH-heteroaryl, OC(O)-C₁-C₆-alkyl, OC(O)-aryl, OC(O)-heteroaryl, OCO₂-alkyl, OCO₂-aryl, OCO₂-heteroaryl, OCONH₂, OCONH-C₁-C₆-alkyl, OCONH-aryl, OCONH-heteroaryl, NHC(O)-C₁-C₆-alkyl, NHC(O)-aryl, NHC(O)-heteroaryl, NHCO₂-alkyl, NHCO₂-aryl, NHCO₂-heteroaryl, NHCONH₂, NHCONH-C₁-C₆-alkyl, NHCONH-aryl, NHCONH-heteroaryl, SO₂-C₁-C₆-alkyl, SO₂-aryl, SO₂-heteroaryl, SO₂NH₂, SO₂NH-C₁-C₆-alkyl, SO₂NH-aryl, SO₂NH-heteroaryl, C₁-C₆-alkyl, C₃-C₆-cycloalkyl, CF₃, CH₂CF₃, CHCl₂, CH₂OH, CH₂CH₂OH, CH₂NH₂, CH₂SO₂CH₃, aryl, heteroaryl, benzyl, benzyloxy, aryloxy, heteroaryloxy, C₁-C₆-alkoxy, methoxymethoxy, methoxyethoxy, amino, benzylamino, arylamino, heteroarylamino, C₁-C₃-alkyl-amino, thio, aryl-thio, heteroarylthio, benzyl-thio, C₁-C₆-alkyl-thio, or methylthiomethyl.

Numerous asymmetric centers may exist in the compounds of the present invention. Except where otherwise noted, the present invention contemplates the various stereoisomers and mixtures thereof. Accordingly, whenever a bond is represented by a wavy line, it is intended that a mixture of stereo-orientations or an individual isomer of assigned or unassigned orientation may be present.

As used herein, the term "pharmaceutically acceptable salt" refers to those salts which are, within the scope of sound medical judgment, suitable for use in contact with the tissues of humans and lower animals without undue toxicity, irritation, allergic response and the like, and are commensurate with a reasonable benefit/risk ratio. Pharmaceutically acceptable salts are well known in the art. For example, S. M. Berge, *et al.* describe pharmaceutically acceptable salts in detail in J. Pharmaceutical Sciences, 66: 1-19 (1977), incorporated herein by reference. The salts can be prepared *in situ* during the final isolation and purification of the compounds of the invention, or separately by reacting the free base function with a suitable organic acid. Examples of pharmaceutically acceptable, nontoxic acid addition salts are salts of an amino group formed with inorganic acids such as hydrochloric acid, hydrobromic acid, phosphoric acid, sulfuric acid and perchloric acid or with organic acids such as acetic acid, oxalic acid, maleic acid, tartaric acid, citric acid, succinic acid or malonic acid or by using other methods used in the art such as ion exchange. Other pharmaceutically acceptable salts include adipate, alginate, ascorbate, aspartate, benzenesulfonate, benzoate, bisulfate, borate, butyrate, camphorate, camphorsulfonate, citrate, cyclopentanepropionate, digluconate, dodecylsulfate, ethanesulfonate, formate, fumarate, glucoheptonate, glycerophosphate, gluconate,

hemisulfate, heptanoate, hexanoate, hydroiodide, 2-hydroxy-ethanesulfonate, lactobionate, lactate, laurate, lauryl sulfate, malate, maleate, malonate, methanesulfonate, 2-naphthalenesulfonate, nicotinate, nitrate, oleate, oxalate, palmitate, pamoate, pectinate, persulfate, 3-phenylpropionate, phosphate, picrate, pivalate, propionate, stearate, succinate, sulfate, tartrate, thiocyanate, *p*-toluenesulfonate, undecanoate, valerate salts, and the like. Representative alkali or alkaline earth metal salts include sodium, lithium, potassium, calcium, magnesium, and the like. Further pharmaceutically acceptable salts include, when appropriate, nontoxic ammonium, quaternary ammonium, and amine cations formed using counterions such as halide, hydroxide, carboxylate, sulfate, phosphate, nitrate, loweralkyl sulfonate and aryl sulfonate.

As used herein, the term "pharmaceutically acceptable ester" refers to esters which hydrolyze *in vivo* and include those that break down readily in the human body to leave the parent compound or a salt thereof. Suitable ester groups include, for example, those derived from pharmaceutically acceptable aliphatic carboxylic acids, particularly alkanolic, alkenolic, cycloalkanoic and alkanedioic acids, in which each alkyl or alkenyl moiety advantageously has not more than 6 carbon atoms. Examples of particular esters includes formates, acetates, propionates, butyates, acrylates and ethylsuccinates.

The pharmaceutical compositions of the present invention comprise a therapeutically effective amount of a compound of the present invention formulated together with one or more pharmaceutically acceptable carriers. As used herein, the term "pharmaceutically acceptable carrier" means a non-toxic, inert solid, semi-solid or liquid filler, diluent, encapsulating material or formulation auxiliary of any type. Some examples of materials which can serve as pharmaceutically acceptable carriers are sugars such as lactose, glucose and sucrose; starches such as corn starch and potato starch; cellulose and its derivatives such as sodium carboxymethyl cellulose, ethyl cellulose and cellulose acetate; powdered tragacanth; malt; gelatin; talc; excipients such as cocoa butter and suppository waxes; oils such as peanut oil, cottonseed oil; safflower oil; sesame oil; olive oil; corn oil and soybean oil; glycols; such a propylene glycol; esters such as ethyl oleate and ethyl laurate; agar; buffering agents such as magnesium hydroxide and aluminum hydroxide; alginic acid; pyrogen-free water; isotonic saline; Ringer's solution; ethyl alcohol, and phosphate buffer solutions, as well as other non-toxic compatible lubricants such as sodium lauryl sulfate and magnesium stearate, as well as coloring agents, releasing agents, coating agents, sweetening, flavoring and perfuming agents, preservatives and antioxidants can also be present in the composition, according to the judgment of the formulator. The pharmaceutical compositions of this invention can be administered to humans and other animals orally, rectally, parenterally, intracisternally, intravaginally, intraperitoneally, topically (as by powders, ointments, or drops), buccally, or as an oral or nasal spray.

Liquid dosage forms for oral administration include pharmaceutically acceptable emulsions, microemulsions, solutions, suspensions, syrups and elixirs. In addition to the active compounds, the liquid dosage forms may contain inert diluents commonly used in the art such as, for example, water or other solvents, solubilizing agents and emulsifiers such as
5 ethyl alcohol, isopropyl alcohol, ethyl carbonate, ethyl acetate, benzyl alcohol, benzyl benzoate, propylene glycol, 1,3-butylene glycol, dimethylformamide, oils (in particular, cottonseed, groundnut, corn, germ, olive, castor, and sesame oils), glycerol, tetrahydrofurfuryl alcohol, polyethylene glycols and fatty acid esters of sorbitan, and mixtures thereof. Besides inert diluents, the oral compositions can also include adjuvants
10 such as wetting agents, emulsifying and suspending agents, sweetening, flavoring, and perfuming agents.

Injectable preparations, for example, sterile injectable aqueous or oleaginous suspensions may be formulated according to the known art using suitable dispersing or wetting agents and suspending agents. The sterile injectable preparation may also be a
15 sterile injectable solution, suspension or emulsion in a nontoxic parenterally acceptable diluent or solvent, for example, as a solution in 1,3-butanediol. Among the acceptable vehicles and solvents that may be employed are water, Ringer's solution, U.S.P. and isotonic sodium chloride solution. In addition, sterile, fixed oils are conventionally employed as a solvent or suspending medium. For this purpose any bland fixed oil can be
20 employed including synthetic mono- or diglycerides. In addition, fatty acids such as oleic acid are used in the preparation of injectables.

The injectable formulations can be sterilized, for example, by filtration through a bacterial-retaining filter, or by incorporating sterilizing agents in the form of sterile solid compositions which can be dissolved or dispersed in sterile water or other sterile injectable
25 medium prior to use.

In order to prolong the effect of a drug, it is often desirable to slow the absorption of the drug from subcutaneous or intramuscular injection. This may be accomplished by the use of a liquid suspension of crystalline or amorphous material with poor water solubility. The rate of absorption of the drug then depends upon its rate of dissolution which, in turn,
30 may depend upon crystal size and crystalline form. Alternatively, delayed absorption of a parenterally administered drug form is accomplished by dissolving or suspending the drug in an oil vehicle. Injectable depot forms are made by forming microcapsule matrices of the drug in biodegradable polymers such as polylactide-polyglycolide. Depending upon the ratio of drug to polymer and the nature of the particular polymer employed, the rate of drug
35 release can be controlled. Examples of other biodegradable polymers include poly(orthoesters) and poly(anhydrides). Depot injectable formulations are also prepared by entrapping the drug in liposomes or microemulsions which are compatible with body tissues.

Compositions for rectal or vaginal administration are preferably suppositories which can be prepared by mixing the compounds of this invention with suitable non-irritating excipients or carriers such as cocoa butter, polyethylene glycol or a suppository wax which are solid at ambient temperature but liquid at body temperature and therefore melt in the rectum or vaginal cavity and release the active compound.

Solid dosage forms for oral administration include capsules, tablets, pills, powders, and granules. In such solid dosage forms, the active compound is mixed with at least one inert, pharmaceutically acceptable excipient or carrier such as sodium citrate or dicalcium phosphate and/or a) fillers or extenders such as starches, lactose, sucrose, glucose, mannitol, and silicic acid, b) binders such as, for example, carboxymethylcellulose, alginates, gelatin, polyvinylpyrrolidinone, sucrose, and acacia, c) humectants such as glycerol, d) disintegrating agents such as agar-agar, calcium carbonate, potato or tapioca starch, alginic acid, certain silicates, and sodium carbonate, e) solution retarding agents such as paraffin, f) absorption accelerators such as quaternary ammonium compounds, g) wetting agents such as, for example, cetyl alcohol and glycerol monostearate, h) absorbents such as kaolin and bentonite clay, and i) lubricants such as talc, calcium stearate, magnesium stearate, solid polyethylene glycols, sodium lauryl sulfate, and mixtures thereof. In the case of capsules, tablets and pills, the dosage form may also comprise buffering agents.

Solid compositions of a similar type may also be employed as fillers in soft and hard-filled gelatin capsules using such excipients as lactose or milk sugar as well as high molecular weight polyethylene glycols and the like.

The solid dosage forms of tablets, dragees, capsules, pills, and granules can be prepared with coatings and shells such as enteric coatings and other coatings well known in the pharmaceutical formulating art. They may optionally contain opacifying agents and can also be of a composition that they release the active ingredient(s) only, or preferentially, in a certain part of the intestinal tract, optionally, in a delayed manner. Examples of embedding compositions which can be used include polymeric substances and waxes.

Solid compositions of a similar type may also be employed as fillers in soft and hard-filled gelatin capsules using such excipients as lactose or milk sugar as well as high molecular weight polyethylene glycols and the like.

The active compounds can also be in micro-encapsulated form with one or more excipients as noted above. The solid dosage forms of tablets, dragees, capsules, pills, and granules can be prepared with coatings and shells such as enteric coatings, release controlling coatings and other coatings well known in the pharmaceutical formulating art. In such solid dosage forms the active compound may be admixed with at least one inert diluent such as sucrose, lactose or starch. Such dosage forms may also comprise, as is normal practice, additional substances other than inert diluents, *e.g.*, tableting lubricants and other tableting aids such as magnesium stearate and microcrystalline cellulose. In the case of

capsules, tablets and pills, the dosage forms may also comprise buffering agents. They may optionally contain opacifying agents and can also be of a composition that they release the active ingredient(s) only, or preferentially, in a certain part of the intestinal tract, optionally, in a delayed manner. Examples of embedding compositions which can be used include polymeric substances and waxes.

Dosage forms for topical or transdermal administration of a compound of this invention include ointments, pastes, creams, lotions, gels, powders, solutions, sprays, inhalants or patches. The active component is admixed under sterile conditions with a pharmaceutically acceptable carrier and any needed preservatives or buffers as may be required. Ophthalmic formulation, ear drops, eye ointments, powders and solutions are also contemplated as being within the scope of this invention.

The ointments, pastes, creams and gels may contain, in addition to an active compound of this invention, excipients such as animal and vegetable fats, oils, waxes, paraffins, starch, tragacanth, cellulose derivatives, polyethylene glycols, silicones, bentonites, silicic acid, talc and zinc oxide, or mixtures thereof.

Powders and sprays can contain, in addition to the compounds of this invention, excipients such as lactose, talc, silicic acid, aluminum hydroxide, calcium silicates and polyamide powder, or mixtures of these substances. Sprays can additionally contain customary propellants such as chlorofluorohydrocarbons.

Transdermal patches have the added advantage of providing controlled delivery of a compound to the body. Such dosage forms can be made by dissolving or dispensing the compound in the proper medium. Absorption enhancers can also be used to increase the flux of the compound across the skin. The rate can be controlled by either providing a rate controlling membrane or by dispersing the compound in a polymer matrix or gel.

According to the methods of treatment of the present invention, bacterial infections are treated or prevented in a patient such as a human or lower mammal by administering to the patient a therapeutically effective amount of a compound of the invention, in such amounts and for such time as is necessary to achieve the desired result. By a "therapeutically effective amount" of a compound of the invention is meant a sufficient amount of the compound to treat bacterial infections, at a reasonable benefit/risk ratio applicable to any medical treatment. It will be understood, however, that the total daily usage of the compounds and compositions of the present invention will be decided by the attending physician within the scope of sound medical judgment. The specific therapeutically effective dose level for any particular patient will depend upon a variety of factors including the disorder being treated and the severity of the disorder; the activity of the specific compound employed; the specific composition employed; the age, body weight, general health, sex and diet of the patient; the time of administration, route of administration, and rate of excretion of the specific compound employed; the duration of the treatment;

drugs used in combination or coincidental with the specific compound employed; and like factors well known in the medical arts.

The total daily dose of the compounds of this invention administered to a human or other mammal in single or in divided doses can be in amounts, for example, from 0.01 to 50 mg/kg body weight or more usually from 0.1 to 25 mg/kg body weight. Single dose compositions may contain such amounts or submultiples thereof to make up the daily dose. In general, treatment regimens according to the present invention comprise administration to a patient in need of such treatment from about 10 mg to about 1000 mg of the compound(s) of this invention per day in single or multiple doses.

10

Abbreviations

Abbreviations which have been used in the descriptions of the scheme and the examples that follow are: AIBN for azobisisobutyronitrile; Bu₃SnH for tributyltin hydride; CDI for carbonyldiimidazole; DBU for 1,8-diazabicyclo[5.4.0]undec-7-ene; DEAD for diethylazodicarboxylate; DMF for dimethyl formamide; DPPA for diphenylphosphoryl azide; EtOAc for ethyl acetate; MeOH for methanol; NaN(TMS)₂ for sodium bis(trimethylsilyl)amide; NMMO for N-methylmorpholine N-oxide; TEA for triethylamine; THF for tetrahydrofuran; TPP for triphenylphosphine.

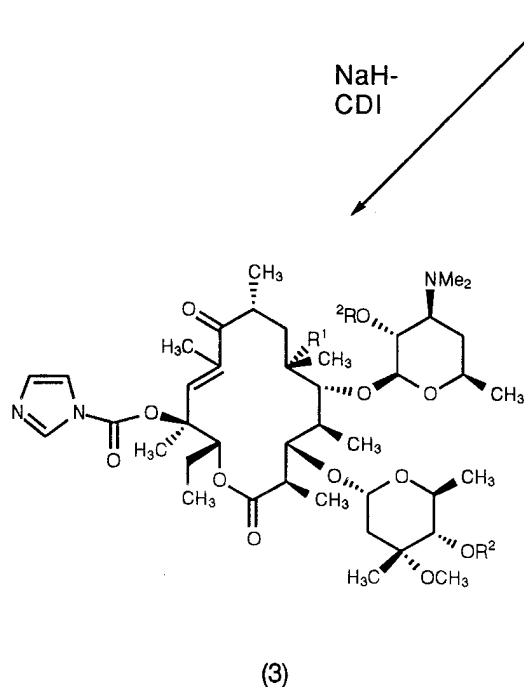
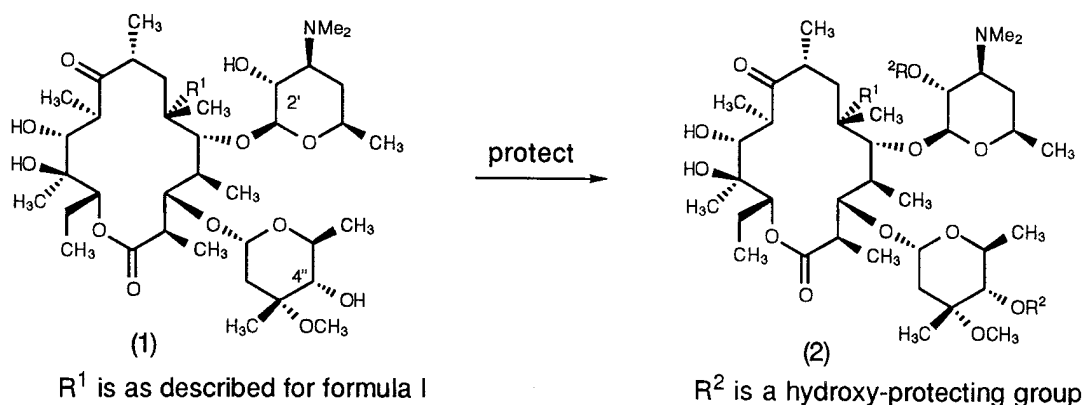
20

Synthetic Methods

The compounds and processes of the present invention will be better understood in connection with the following synthetic schemes which illustrate the methods by which the compounds of the invention may be prepared. The groups A, B, D, E, R¹ and R² are as defined above unless otherwise noted below.

Scheme 1

Preparation of starting materials,
12-imidazolylcarbonyloxy macrolide (3), for compounds of Formula (I)



R^1 is as described for formula I

R^2 is a hydroxy-protecting group

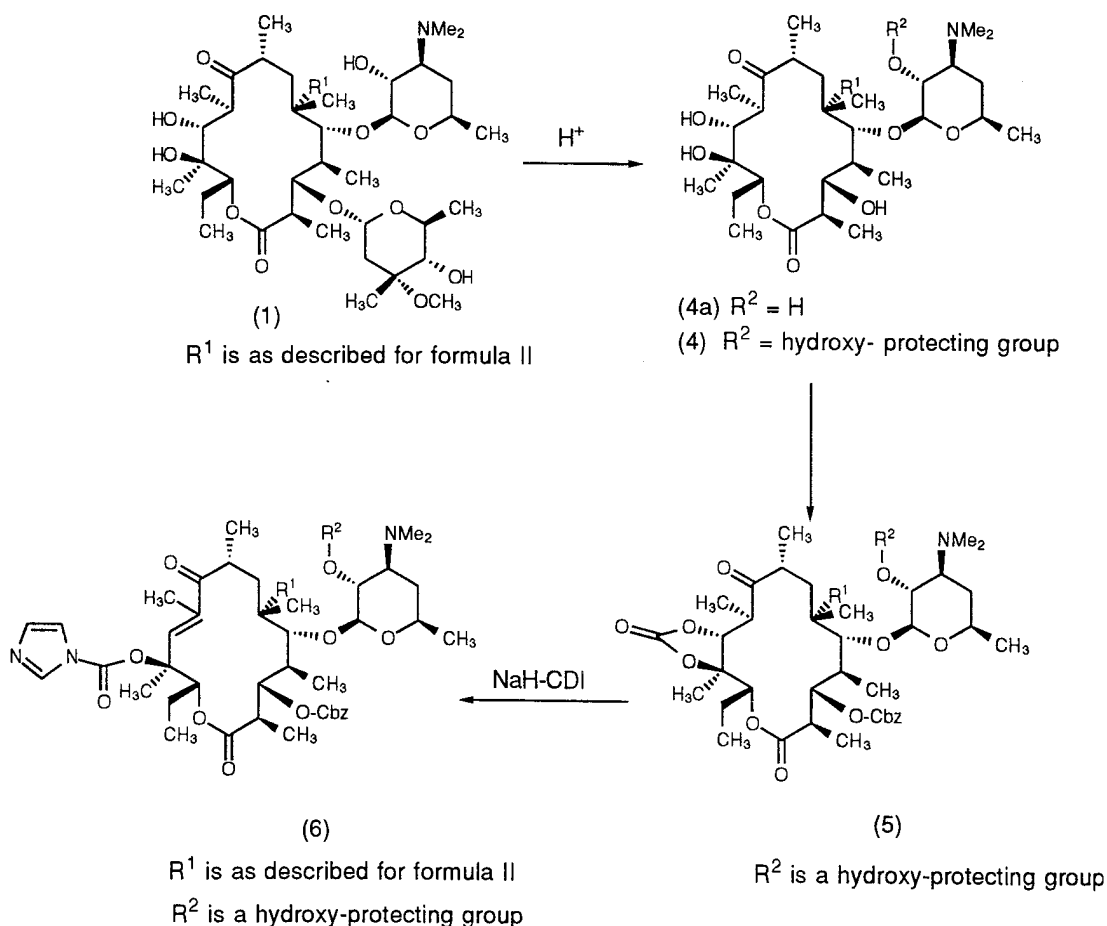
- Scheme 1 illustrates a general procedure for preparing the starting material,
 5 imidazolylcarbonyloxy macrolide (3), for compounds of Formula (I). The 2'- and 4''-
 hydroxyl groups of compound (1) are protected by reacting (1) with suitable hydroxy group
 protecting reagents (cf. T. W. Greene and P.G.M. Wuts, Protective Groups in Organic
Synthesis, 2nd ed., John Wiley & Son, Inc., 1991) such as acetic anhydride, benzoic
 anhydride, benzyl chloroformate or a trialkylsilyl chloride in an aprotic solvent, as defined
 10 above, which does not adversely affect the reaction, preferably dichloromethane,

chloroform, DMF, tetrahydrofuran (THF), N-methyl pyrrolidinone or a mixture thereof. The protected macrolide (2) is reacted under anhydrous conditions with base such as sodium hydride, lithium hydride, potassium carbonate and followed by carbonyldiimidazole to form compound (3) in an aprotic solvent, as defined above, which does not adversely affect the reaction, preferably dichloromethane, chloroform, DMF, tetrahydrofuran (THF), N-methyl pyrrolidinone or a mixture thereof. The reaction may require cooling or heating, depending on the conditions used. The reaction temperature may be from -20 °C to 70 °C, and preferably from 0 °C to room temperature. The reaction may require 0.5 hours to 10 days, and preferably 1-5 days, to complete.

10

Scheme 2

Preparation of starting materials,
12-imidazolylcarbonyloxy macrolide (6), for compounds of Formula (II)



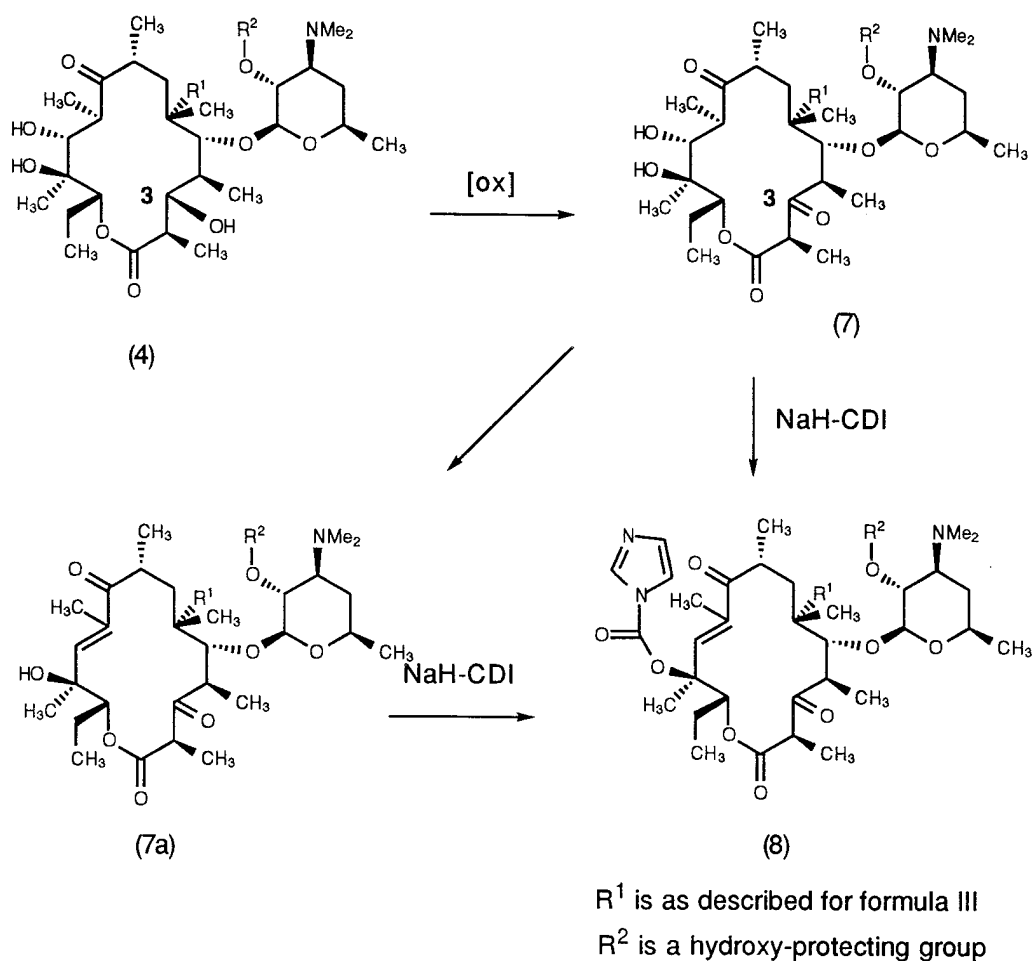
Scheme 2 illustrates a general procedure for preparing the starting materials, 12-imidazolylcarbonyloxy macrolide (6), for the preparations of compounds of Formula (II). The cladinoso moiety of macrolides of formula (1) is removed either by mild aqueous acid hydrolysis or by enzymatic hydrolysis. In accordance with Scheme 2, a suspension of (1)

in a solution of protogenic organic solvent (for example methanol, ethanol, isopropanol or butanol) and water is treated with dilute hydrochloric acid, chloroacetic acid, dichloroacetic acid or trifluoroacetic acid for 0.5 to 24 hours. The reaction temperature is preferably -10 to 35 °C to give the des-cladinose compounds (4a). The 2'-hydroxy group of (4a) is protected and converted to (4a) by treatment with a suitable hydroxy protecting reagent (cf. T. W. 5 Greene and P.G.M. Wuts, Protective Groups in Organic Synthesis, 2nd ed., John Wiley & Son, Inc., 1991) such as acetic anhydride, benzoyl anhydride, benzyl chloroformate or trialkylsilyl chloride in an aprotic solvent, as defined above, preferably dichloromethane, chloroform, DMF, tetrahydrofuran (THF), N-methyl pyrrolidinone or a mixture thereof.

10 The protected macrolide (4) is reacted under anhydrous conditions with base such as sodium hydride, lithium hydride, potassium carbonate or dimethylaminopyridine and followed by phosgene, diphosgene, triphosgene or benzyl chloroformate in an aprotic solvent, as defined above. The reactive intermediate is then trapped with benzyl alcohol to give compound (5). Compound (5) is reacted under anhydrous conditions with NaH and CDI in 15 an aprotic solvent, preferably THF, DMF or a mixture thereof. The reaction may require cooling or heating, depending upon the conditions used. The reaction temperature may be from -20 °C to 70 °C, and preferably from 0 °C to room temperature. The reaction may require 0.5 hours to 10 days, and preferably 1-5 days, to complete.

Scheme 3

Preparation of starting materials,
12-imidazolylcarbonyloxy macrolides, for compounds of Formula (III)



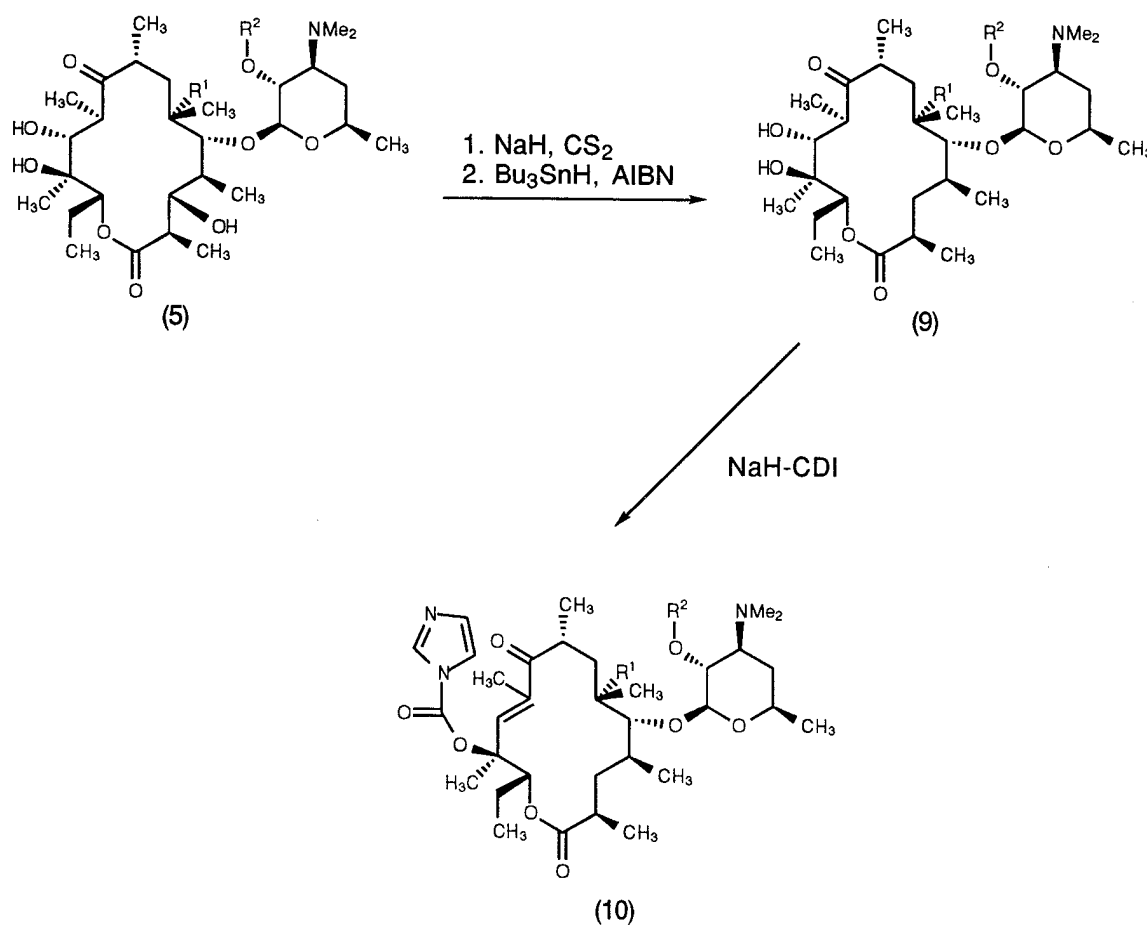
Scheme 3 illustrates two general procedures for the synthesis of 12-imidazolyl-
 5 carbonyloxy macrolide (8), starting materials for the preparation of compounds of Formula (III). In accordance with scheme 3, the 3-hydroxy group of a 2'-protected des-cladinose macrolide (4) is oxidized to the corresponding 3-oxo compound (7) using a modified Swern oxidation procedure. In scheme 3, suitable oxidizing agents are N-chlorosuccinimide-dimethyl sulfide or carbodiimide-dimethylsulfoxide. In a typical example, (4) is added into
 10 a pre-formed N-chlorosuccinimide and dimethyl sulfide complex in a chlorinated solvent such as methylene chloride at -10 to 25 °C. After being stirred for 0.5-4 hours, a tertiary amine such as triethylamine or Hunig's base is added to produce the oxidized compound (7).

In the first approach in scheme 3, (7) is reacted with sodium hydride or lithium
 15 hydride and CDI under anhydrous conditions in an aprotic solvent, as defined above, which does not adversely affect the reaction, preferably dichloromethane, chloroform, DMF,

tetrahydrofuran (THF), N-methyl pyrrolidinone or a mixture thereof. The resulting alkoxide is then reacted with excess carbonyldiimidazole for 0.5 hours to 10 days in the same reaction mixture to produce (8). The preferred temperature is from -10 °C to room temperature.

- 5 In the second approach in Scheme 3, (7) is converted to (7a) with sodium hydride or lithium hydride and phosgene, diphosgene or triphosgene under anhydrous conditions followed by aqueous work up. Alternatively, (7) is converted to its corresponding 11-mesylate by reacting (7) with methanesulfonic anhydride in pyridine. The 11-mesylate is then converted to (7a) with an amino base such as DBU or dimethylaminopyridine in
- 10 acetone or acetonitrile. (7a) is then reacted with sodium hydride or lithium hydride under anhydrous conditions in an aprotic solvent, as defined above, which does not adversely affect the reaction, preferably dichloromethane, chloroform, DMF, tetrahydrofuran (THF), N-methyl pyrrolidinone or a mixture thereof. The reactive alkoxide is then reacted with carbonyldiimidazole for 0.5 hours to 10 days in the same reaction mixture to produce (8).
- 15 The preferred temperature is from -10 °C to room temperature.

Scheme 4

Preparation of 12-imidazolylcarbonyloxy
macrolides (10) for compounds of Formula (IV)

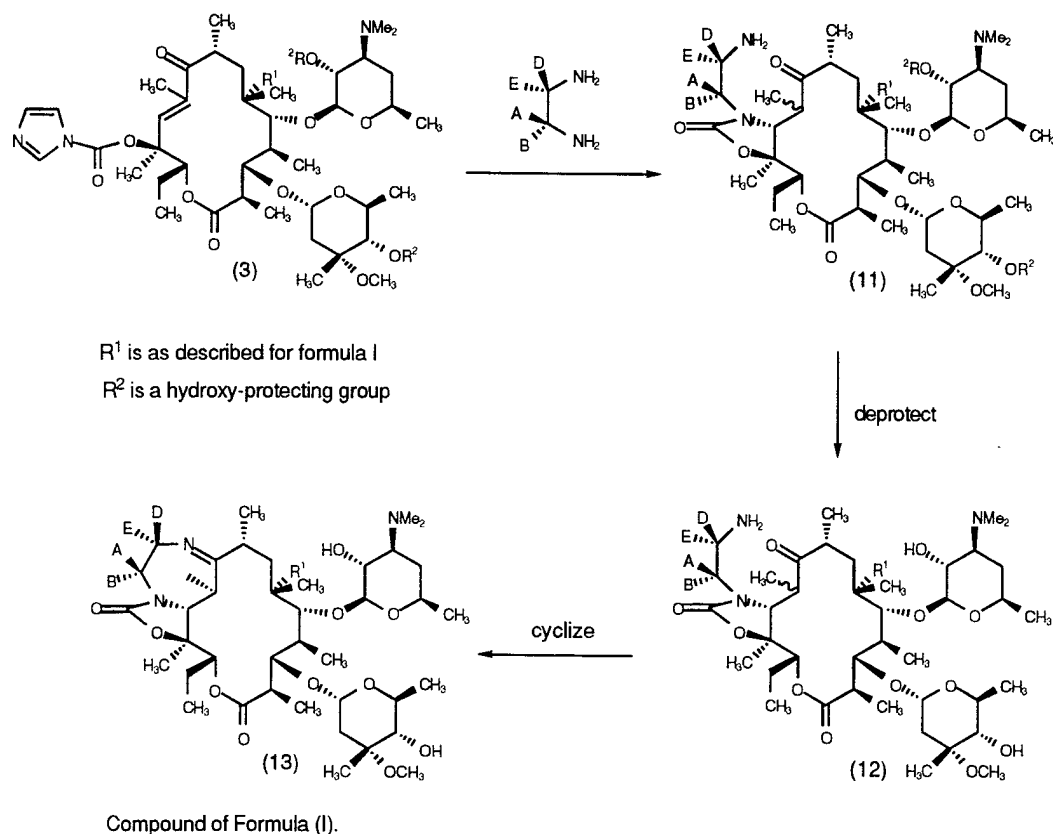
R¹ is as described for formula III
R² is a hydroxy-protecting group

In accordance with Scheme 4, a protected descladinose compound of formula (5) is dissolved in an aprotic solvent such as THF, then reacted with an excess of NaH at from 0 °C to -30 °C under an inert atmosphere, followed by reaction of the intermediate anion with CS₂, then CH₃I at -5 to 10 °C, to form a 3-O-xanthyl compound. This xanthate intermediate is then reacted with 1.1-1.3 equivalents of Bu₃SnH under an inert atmosphere in the presence of a catalytic amount of AIBN in a solvent suitable for a free radical reaction, such as benzene or toluene, for example, at reflux conditions to afford the desired compound (9). Compounds (9) are then reacted with carbonyldiimidazole and NaH under anhydrous conditions in an aprotic solvent, as defined above, which does not adversely affect the reaction, preferably dichloromethane, chloroform, DMF, tetrahydrofuran (THF),

N-methyl pyrrolidinone or a mixture thereof, at a temperature from 0 °C to room temperature for 0.5 hours to 10 days to provide the compounds of formula (10).

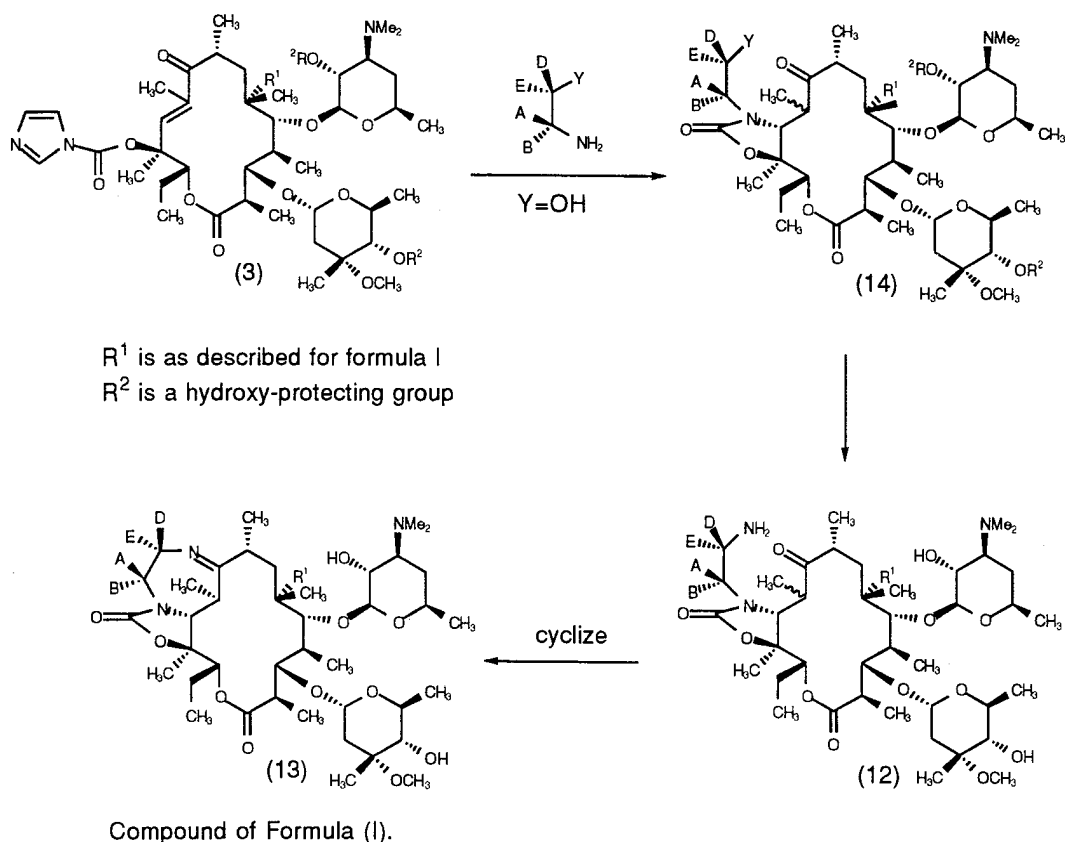
Scheme 5

Preparation of compounds of Formula (I)



In accordance with Scheme 5, a starting material compound of formula (3) is reacted with a diamine compound having substituents A, B, D and E as defined above but with C2 or Cs symmetry or A=B=H, in a suitable solvent, such as for example, aqueous acetonitrile, DMF or aqueous DMF, to give the bicyclic compound of formula (11). The 2' and 4'' hydroxy protecting group of compound (11) are then removed by standard methods (cf. T. W. Greene and P.G.M. Wuts, Protective Groups in Organic Synthesis, 2nd ed., John Wiley & Son, Inc., 1991) to give (12). When OR^2 is an ester, for example, such as acetate or benzoate, the compound may be deprotected by treatment with methanol or ethanol. When R^2 is a trialkylsilyl group, the compound may be deprotected by treatment with fluoride in THF or acetonitrile, for example. Compound (12) is then cyclized by treatment with dilute acid, such as acetic acid or HCl, for example, in a suitable organic solvent, such as methanol, ethanol or propanol, for example, for a period of from 4 hours to 10 days, from room temperature to reflux, in order to prepare the compound of formula (13).

Scheme 6

Alternate Preparation of compounds of Formula (I)

Scheme 6 illustrates an alternative preparation of compounds of Formula (I).

- 5 Starting material (3) is reacted with a beta-aminoalcohol ($Y=OH$) having substituents A, B, D and E, as defined above, in a suitable solvent system such as aqueous acetonitrile, DMF or aqueous DMF at 0 - 70 °C to give compound (14) where $Y=OH$. The azido intermediate, compound (14) $Y=N_3$, is prepared by Mitsunobu reaction by reacting compound (14) $Y=OH$ with triphenylphosphine and diphenylphosphoryl azide-DEAD in tetrahydrofuran.
- 10 Compound (14) is then deprotected by standard methods (cf. T. W. Greene and P.G.M. Wuts, Protective Groups in Organic Synthesis, 2nd ed., John Wiley & Son, Inc., 1991). When OR^2 is an ester, for example, such as acetate or benzoate, the compound may be deprotected by treatment with methanol or ethanol. When R^2 is a trialkylsilyl group, the compound may be deprotected by treatment with fluoride in THF or acetonitrile, for
- 15 example. The azido intermediate, compound (14) $Y=N_3$, is then reduced to the amino compound (12). Suitable reducing reagents are triphenylphosphine-water, hydrogen with a catalyst, sodium borohydride, or dialkylaluminum hydride. Compound (12) is then cyclized by treatment with dilute acid, such as acetic acid or HCl, for example, in a suitable

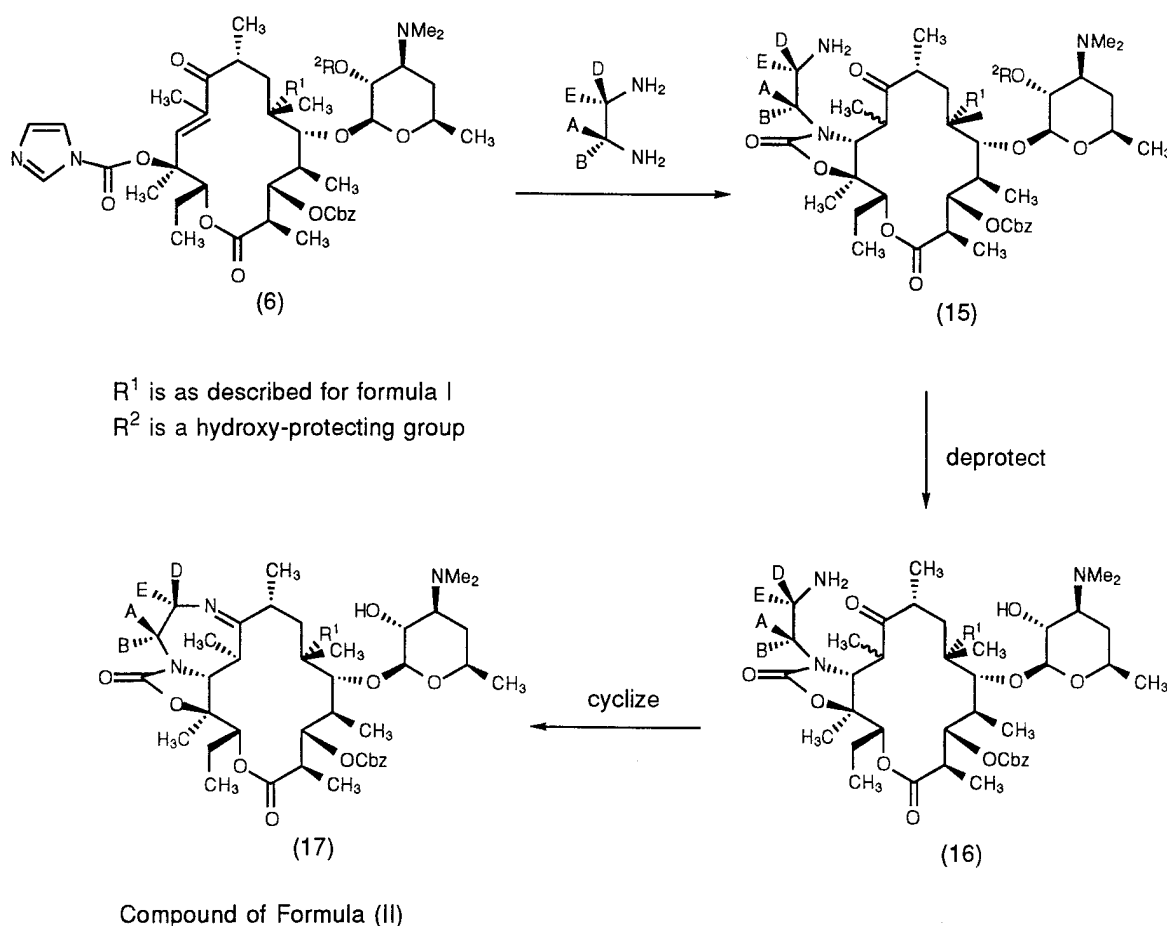
organic solvent, such as methanol, ethanol or propanol, for example, for a period of from 4 hours to 10 days, in order to prepare the compound of formula (13).

Alternatively in scheme 6, the hydroxy group (Y=OH) in (14) is activated by treatment with sulfonyl chloride, alkyl or aryl sulfonic anhydride or trifluoromethanesulfonic anhydride in an aprotic solvent (*e.g.*, diethyl ether, dichloromethane, tetrahydrofuran, chloroform, pyridine or a mixture thereof). The reaction requires cooling or heating, depending on the conditions used. The reaction temperature is preferably -100 to 10 °C. The reaction may require 20 minutes to 24 hours to complete. The activated hydroxy group in (14) (*e.g.*, Y=-OSO₂CF₃) is then converted to the corresponding azide (Y=N₃, 14) by reacting with lithium azide or sodium azide in the same solvent described above. The reaction temperature is preferably 0-100 °C. The azido compound is then converted to (13) according to the procedures described above.

Scheme 7

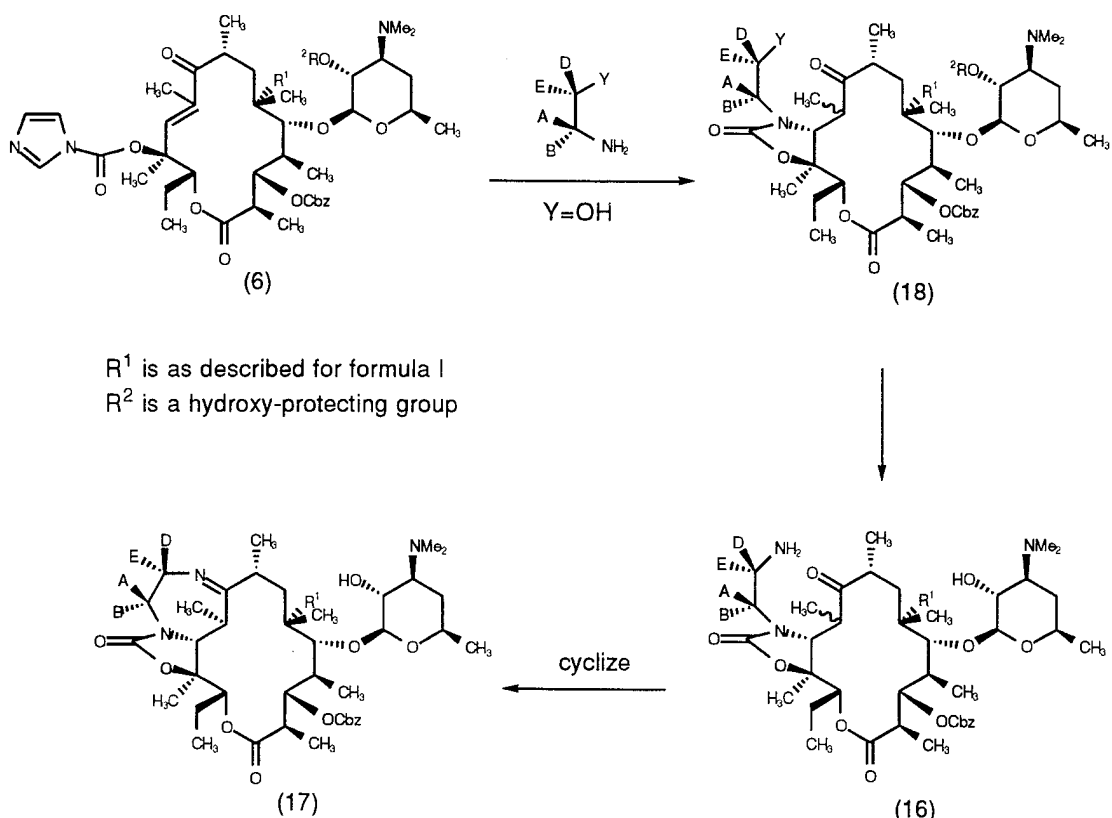
15

Preparation of compounds of Formula (II)



In accordance with Scheme 7, a starting material compound (6) is reacted with a diamine compound having substituents A, B, D and E as defined above but with C₂ or C_s symmetry or A=B=H, in a suitable solvent, such as for example, aqueous acetonitrile, DMF or aqueous DMF, to give the bicyclic compound of formula (15). Compound (15) is then deprotected to prepare the compound of formula (16). The deprotection is accomplished by standard methods described (cf. T. W. Greene and P.G.M. Wuts, Protective Groups in Organic Synthesis, 2nd ed., John Wiley & Son, Inc., 1991). When OR² is an ester, for example, such as acetate or benzoate, the compound may be deprotected by treatment with methanol or ethanol. When R² is a trialkylsilyl group, the compound may be deprotected by treatment with fluoride in THF or acetonitrile, for example. Compound (16) is then cyclized by treatment with dilute acid, such as acetic acid or HCl, for example, in a suitable organic solvent, such as ethanol or propanol, for example, for a period of from 4 hours to 10 days, from room temperature to reflux, in order to prepare the compound of formula (17).

15

Scheme 8Alternate Preparation of compounds of Formula (II)

Compound of Formula (II)

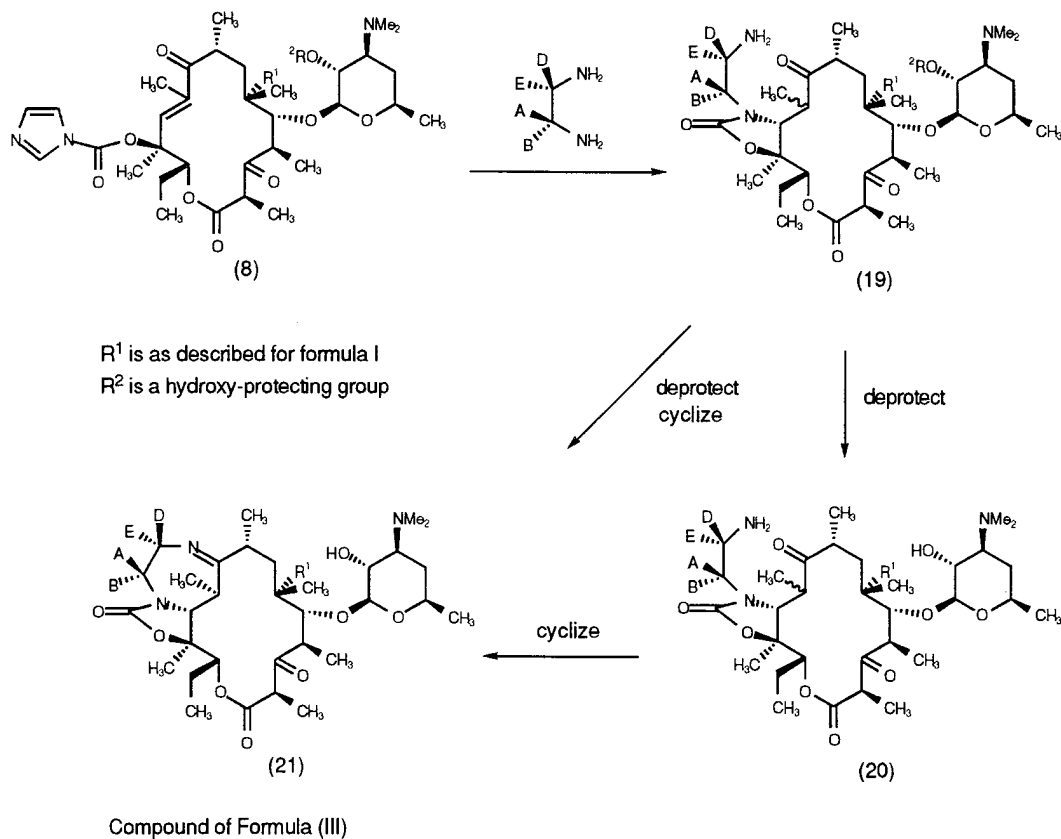
Scheme 8 illustrates an alternative preparation of compounds of Formula (II).

Starting material (6) is reacted with a beta-aminoalcohol (Y=OH) having substituents A, B, D and E, as defined above, in a suitable solvent system such as aqueous acetonitrile, DMF or aqueous DMF at 0 - 70 °C to give compound (18) where Y=OH. The azido intermediate, compound (18) Y=N₃, is prepared by Mitsunobu reaction by reacting compound (18) Y=OH with triphenylphosphine and diphenylphosphoryl azide-DEAD in tetrahydrofuran. Compound (18) is then deprotected to prepare the compound of formula (16) wherein R² is H. The deprotection is accomplished by standard methods (cf. T. W. Greene and P.G.M. Wuts, Protective Groups in Organic Synthesis, 2nd ed., John Wiley & Son, Inc., 1991). When OR² is an ester, for example, such as acetate or benzoate, the compound may be deprotected by treatment with methanol or ethanol. When R² is a trialkylsilyl group, the compound may be deprotected by treatment with fluoride in THF or acetonitrile, for example. The azido intermediate, compound (18) Y=N₃, is then reduced to the amino compound (16). Suitable reducing reagents are triphenylphosphine-water, hydrogen with a catalyst, sodium borohydride, or dialkylaluminum hydride. Compound (16) is then cyclized by treatment with dilute acid, such as acetic acid or HCl, for example, in a suitable organic solvent, such as methanol, ethanol or propanol, for example, for a period of from 4 hours to 10 days, from room temperature to reflux, in order to prepare the compound of formula (17).

Alternatively in scheme 8, the hydroxy group (Y=OH) in (18) is activated by treatment with sulfonyl chloride, alkyl or aryl sulfonic anhydride or trifluoromethanesulfonic anhydride in an aprotic solvent (*e.g.*, diethyl ether, dichloromethane, tetrahydrofuran, chloroform, pyridine or a mixture thereof). The reaction requires cooling or heating, depending on the conditions used. The reaction temperature is preferably -100 to 10 °C. The reaction may require 20 minutes to 24 hours to complete. The activated hydroxy group in (18) (*e.g.*, Y=-OSO₂CF₃) is then converted to the corresponding azide (Y=N₃, 18) by reacting with lithium azide or sodium azide in the same solvent described above. The reaction temperature is preferably 0-100 °C. The azido compound is then converted to (13) according to the procedures described above.

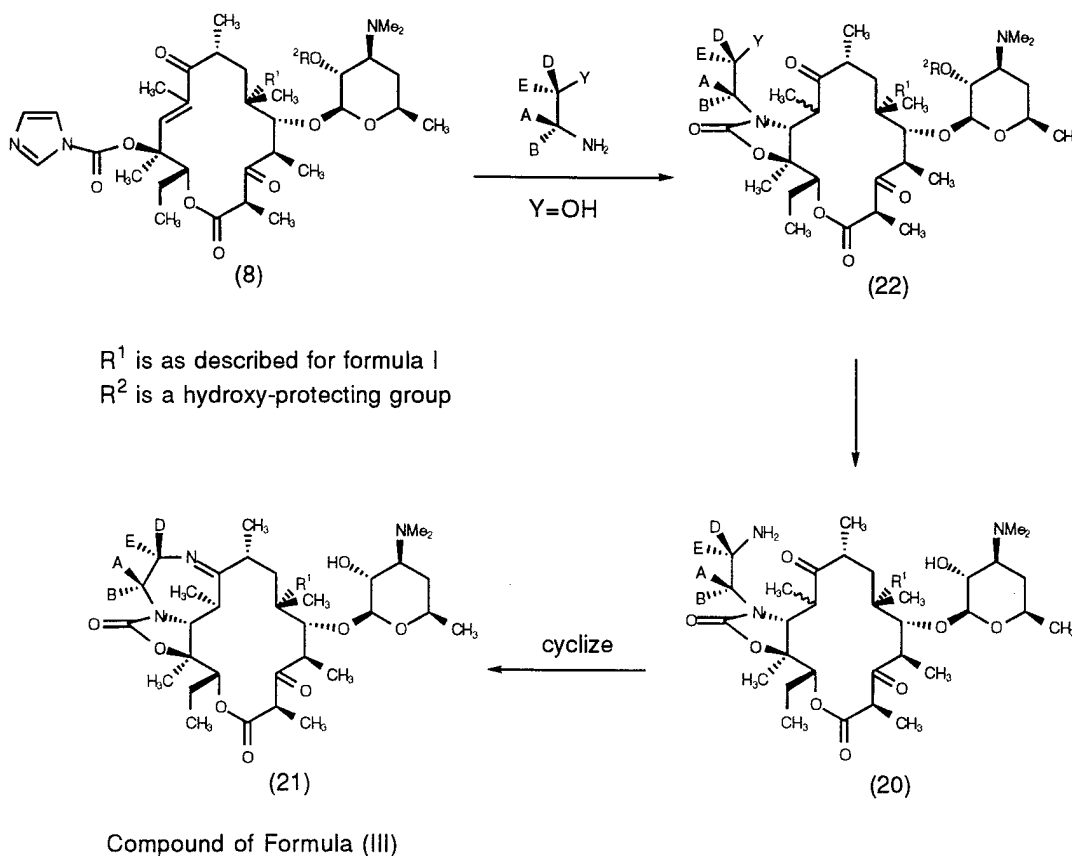
Scheme 9

Preparation of compounds of Formula (III)



In accordance with Scheme 9, a starting material compound (8) is reacted with a diamine compound having substituents A, B, D and E as defined above but with C2 or C3 symmetry or A=B=H, in a suitable solvent, such as for example, aqueous acetonitrile, DMF or aqueous DMF, to give the bicyclic compound of formula (19). Compound (19) is then deprotected to prepare the compound of formula (20). The deprotection is accomplished by standard methods (cf. T. W. Greene and P.G.M. Wuts, Protective Groups in Organic Synthesis, 2nd ed., John Wiley & Son, Inc., 1991). When OR^2 is an ester, for example, such as acetate or benzoate, the compound may be deprotected by treatment with methanol or ethanol. When R^2 is a trialkylsilyl group, the compound may be deprotected by treatment with fluoride in THF or acetonitrile, for example. Compound (20) is then cyclized by treatment with dilute acid, such as acetic acid or HCl, for example, in a suitable organic solvent, such as ethanol or propanol, for example, for a period of from 4 hours to 10 days, from room temperature to reflux, in order to prepare the compound of formula (21). Alternately, as is readily apparent to those skilled in the art it is possible to cyclize compound (19) first, then deprotect, to obtain the compound (21).

Scheme 10

Alternate Preparation of compounds of Formula (III)

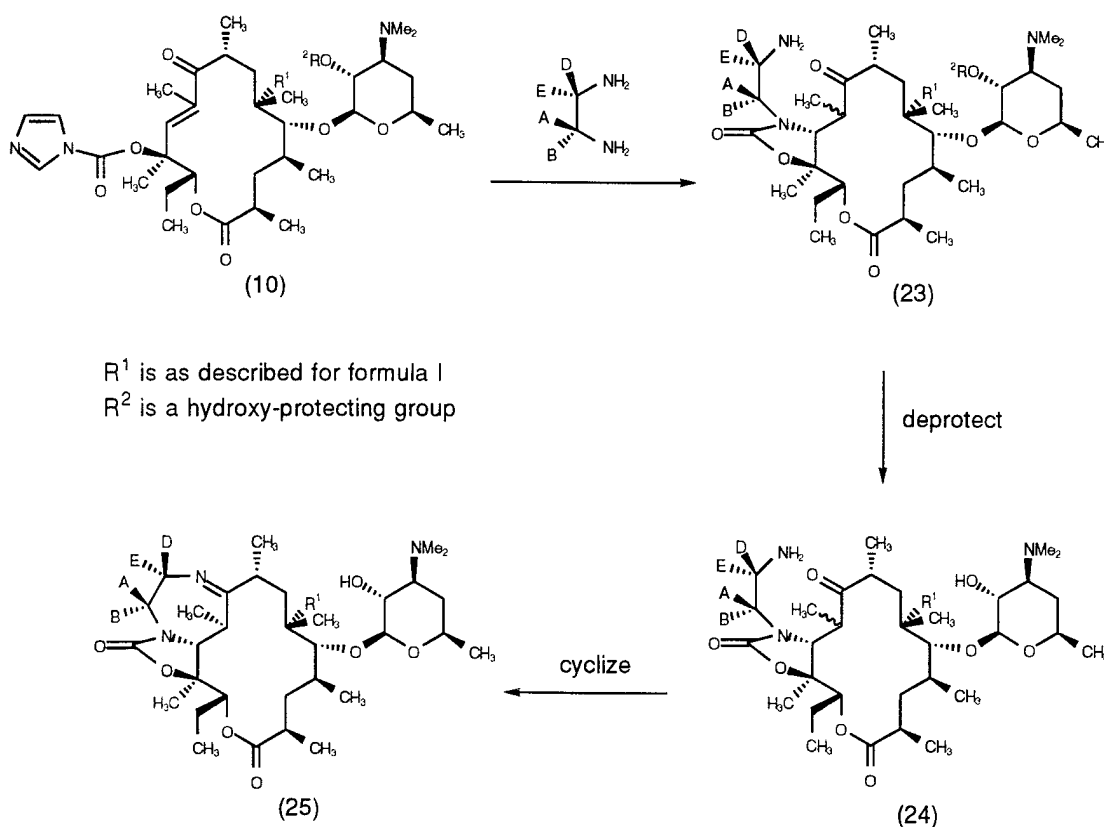
Scheme 10 illustrates an alternative preparation of compounds of Formula (III). Starting material (8) is reacted with a beta-aminoalcohol ($Y=OH$) having substituents A, B, D and E in a suitable solvent system such as aqueous acetonitrile, DMF or aqueous DMF at 0 - 70 °C to give compound (22) where $Y=OH$. The azido intermediate, compound (22) $Y=N_3$, is prepared by Mitsunobu reaction by reacting compound (22) $Y=OH$ with triphenylphosphine and diphenylphosphoryl azide-DEAD in tetrahydrofuran. Compound (22) is then deprotected by standard methods (cf. T. W. Greene and P.G.M. Wuts, Protective Groups in Organic Synthesis, 2nd ed., John Wiley & Son, Inc., 1991). When OR^2 is an ester, for example, such as acetate or benzoate, the compound may be deprotected by treatment with methanol or ethanol. When R^2 is a trialkylsilyl group, the compound may be deprotected by treatment with fluoride in THF or acetonitrile, for example. The deprotected azido intermediate, compound (22) $Y=N_3$, is then reduced to the amino compound (20). Suitable reducing reagents are triphenylphosphine-water, hydrogen with a catalyst, sodium borohydride, or dialkylaluminum hydride. Compound (20) is then cyclized by treatment with dilute acid, such as acetic acid or HCl, for example, in a suitable organic solvent, such as methanol; ethanol or propanol, for example, for a period of from 4

hours to 10 days, from room temperature to reflux, in order to prepare the compound of formula (21).

Alternatively in scheme 10, the hydroxy group (Y=OH) in (22) is activated by treatment with sulfonyl chloride, alkyl or aryl sulfonic anhydride or trifluoromethanesulfonic anhydride in an aprotic solvent (*e.g.*, diethyl ether, dichloromethane, tetrahydrofuran, chloroform, pyridine or a mixture thereof. The reaction requires cooling or heating, depending on the conditions used. The reaction temperature is preferably -100 to 10 °C. The reaction may require 20 minutes to 24 hours to complete. The activated hydroxy group in (22) (*e.g.*, Y=-OSO₂CF₃) is then converted to the corresponding azide (Y=N₃, 14) by reacting with lithium azide or sodium azide in the same solvent described above. The reaction temperature is preferably 0-100 °C. The azido compound is then converted to (13) according to the procedures described above.

Scheme 11

Preparation of compounds of Formula (IV)

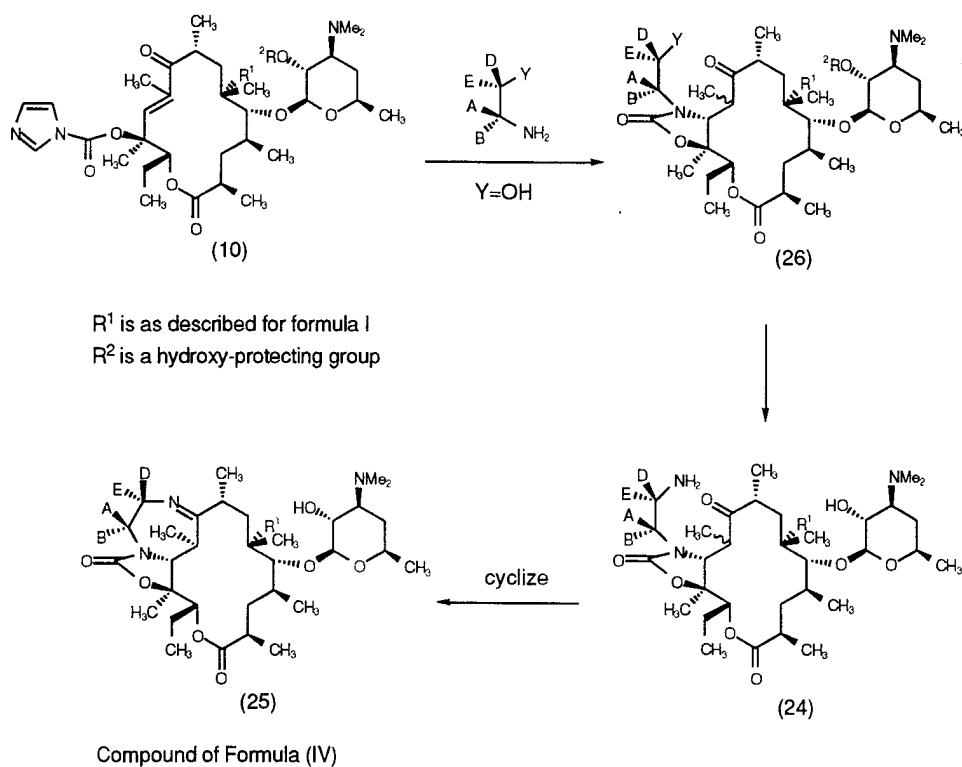


Compound of Formula (IV)

In accordance with Scheme 11, a starting material compound (10) is reacted with a diamine compound having substituents A, B, D and E as defined above but with C₂ or C_s symmetry or A=B=H, in a suitable solvent, such as for example, aqueous acetonitrile, DMF

or aqueous DMF, to give the bicyclic compound of formula (23). Compound (23) is then deprotected to prepare the compound of formula (24) by standard methods (cf. T. W. Greene and P.G.M. Wuts, Protective Groups in Organic Synthesis, 2nd ed., John Wiley & Son, Inc., 1991). When OR² is an ester, for example, such as acetate or benzoate, the compound may be deprotected by treatment with methanol or ethanol. When R² is a trialkylsilyl group, the compound may be deprotected by treatment with fluoride in THF or acetonitrile, for example. Compound (24) is then cyclized by treatment with dilute acid, such as acetic acid or HCl, for example, in a suitable organic solvent, such as ethanol or propanol, for example, for a period of from 4 hours to 10 days, from room temperature to reflux, in order to prepare the compound of formula (25).

Scheme 12

Alternate Preparation of compounds of Formula (IV)

Scheme 12 illustrates an alternative preparation of compounds of Formula (IV).

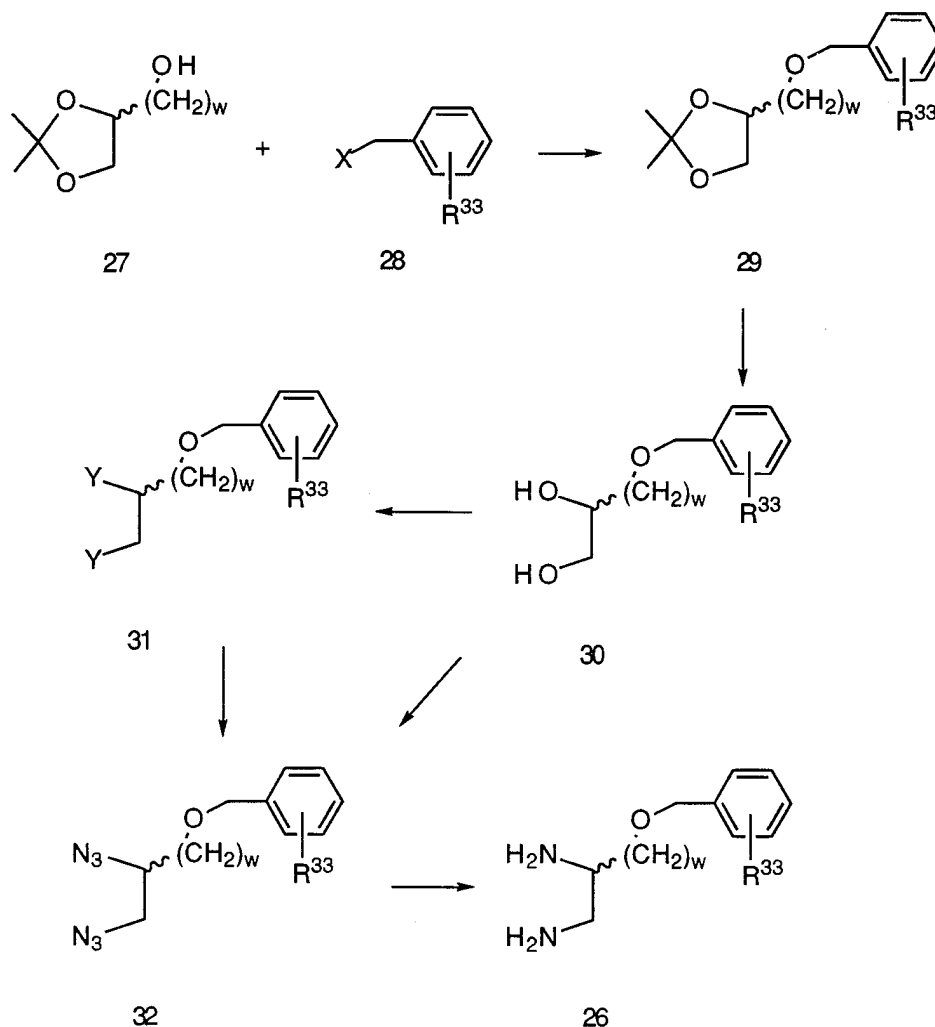
- 15 Starting material (10) is reacted with an beta-aminoalcohol (Y=OH) having substituents A, B, D and E, as defined above, in a suitable solvent system such as aqueous acetonitrile, DMF or aqueous DMF at 0 - 70 °C to give compound (26) where Y=OH. The azido intermediate, compound (26) Y=N₃, is prepared by Mitsunobu reaction by reacting compound (26) Y=OH with diphenylphosphoryl azide-DEAD in tetrahydrofuran.
- 20 Compound (26) is then deprotected by standard methods (cf. T. W. Greene and P.G.M.

Wuts, Protective Groups in Organic Synthesis, 2nd ed., John Wiley & Son, Inc., 1991). When OR^2 is an ester, for example, such as acetate or benzoate, the compound may be deprotected by treatment with methanol or ethanol. When R^2 is a trialkylsilyl group, the compound may be deprotected by treatment with fluoride in THF or acetonitrile, for
5 example. The deprotected azido intermediate, compound (26) $Y=N_3$, is then reduced to the amino compound (24). Suitable reducing reagents are triphenylphosphine-water, hydrogen with a catalyst, sodium borohydride, or dialkylaluminum hydride. Compound (24) is then cyclized by treatment with dilute acid, such as acetic acid or HCl, for example, in a suitable organic solvent, such as methanol, ethanol or propanol, for example, for a period of from 4
10 hours to 10 days, in order to prepare the compound of formula (25).

Alternatively in Scheme 12, the hydroxy group ($Y=OH$) in (26) is activated by treatment with sulfonyl chloride, alkyl or aryl sulfonic anhydride or trifluoromethanesulfonic anhydride in a solvent does not adversely affect the reaction (*e.g.*, diethyl ether, dichloromethane, tetrahydrofuran, chloroform, pyridine or a mixture thereof. The reaction
15 requires cooling or heating, depending on the conditions used. The reaction temperature is preferably -100 to 10 °C. The reaction may require 20 minutes to 24 hours to complete. The activated hydroxy group in (26) (*e.g.*, $Y=-OSO_2CF_3$) is then converted to the corresponding azide ($Y=N_3$, 26) by reacting with lithium azide in the same solvent described above. The reaction temperature is preferably 0-70 °C. The azido compound may
20 be deprotected and converted to (25) according to the procedures described above.

Scheme 13

Preparation of reagent diamine compounds



In Scheme 13 is described the preparation of diamine compounds (26), wherein D or E is a substituted benzyloxymethyl, which may be used as reagents in Schemes, 5, 7, 9 and 11 above. These compounds may have substituents at positions D or E in accordance with the chirality of the starting material (27). Compound (27), wherein m is 1 or 2, is reacted with a compound (28), wherein X is a halogen and R³³ represents one of more substituents such as F, Cl, Br, I, OH, NO₂, CN, C(O)-C₁-C₆-alkyl, C(O)-aryl, C(O)-heteroaryl, CO₂-alkyl, CO₂-aryl, CO₂-heteroaryl, CONH₂, CONH-C₁-C₆-alkyl, CONH-aryl, CONH-heteroaryl, OC(O)-C₁-C₆-alkyl, OC(O)-aryl, OC(O)-heteroaryl, OCO₂-alkyl, OCO₂-aryl, OCO₂-heteroaryl, OCONH₂, OCONH-C₁-C₆-alkyl, OCONH-aryl, OCONH-heteroaryl, NHC(O)-C₁-C₆-alkyl, NHC(O)-aryl, NHC(O)-heteroaryl, NHCO₂-alkyl, NHCO₂-aryl, NHCO₂-heteroaryl, NHCONH₂, NHCONH-C₁-C₆-alkyl, NHCONH-aryl, NHCONH-heteroaryl, SO₂-C₁-C₆-alkyl, SO₂-aryl, SO₂-heteroaryl, SO₂NH₂, SO₂NH-C₁-C₆-alkyl,

SO₂NH-aryl, SO₂NH-heteroaryl, C₁-C₆-alkyl, C₃-C₆-cycloalkyl, CF₃, CH₂CF₃, CHCl₂, CH₂OH, CH₂CH₂OH, CH₂NH₂, CH₂SO₂CH₃, aryl, heteroaryl, benzyl, benzyloxy, aryloxy, heteroaryloxy, C₁-C₆-alkoxy, methoxymethoxy, methoxyethoxy, amino, benzylamino, arylamino, heteroarylamino, C₁-C₃-alkyl-amino, thio, aryl-thio, heteroarylthio, benzyl-thio, C₁-C₆-alkyl-thio, or methylthiomethyl, and the like, to give the compound (29). Compounds (27) wherein m=1 are available commercially as pure chiral compounds. Compounds (27) wherein m=2 may be prepared as pure chiral compounds by the method of Saito, *et al.*, *Tetrahedron*, **48**:4067 (1992). Compound (29) is hydrolyzed at room temperature in 2/1 (v/v) THF-10% HCl for about one to about 4 hours to give compound (30). Compound (30) is treated with a sulfonating agent, such as methane sulfonyl chloride or p-toluene sulfonyl chloride, or the like, to give compound (31) wherein Y is a substituted sulfonyl group. Compound (31) is then treated with sodium azide or potassium azide to give compound (32). Alternately, the azido compound (32) may be prepared by Mitsunobu reaction by reacting compound (30) with triphenylphosphine and diphenylphosphoryl azide-DEAD in tetrahydrofuran. Compound (32) is then reduced to the diamino compound (26). Suitable reducing reagents are triphenylphosphine-water, hydrogen with a catalyst, sodium borohydride, or dialkylaluminum hydride.

The compounds and processes of the present invention will be better understood in connection with the following examples, which are intended as an illustration of and not a limitation upon the scope of the invention.

Example 1

Compound (IV): R¹=methoxy; R²=hydrogen; A=B=D=E=hydrogen

1a. 5-O-desosaminyl-6-O-methylerythronolide A

A sample of clarithromycin (3-O-cladinosyl-5-O-desosaminyl-6-O-methylerythronolide A, Abbott Labs, 142.38 g, 190.35 mmol) was suspended in an ethanol-water solution (1700/600 mL), and 341 mL of 1N HCl was added. The reaction mixture was stirred for 24 hours, and 2 M NaOH (170 mL) and an additional 250 mL of water were added with vigorous stirring. The precipitate was collected by filtration, washed with water, and dried to afford the title compound (95.00 g, 84%). MS m/z: 590 (M+H)⁺.

1b. 3-O-xanthy-5-O-desosaminyl-6-O-methylerythronolide A

To a solution of 5-O-desosaminyl-6-O-methylerythronolide A (11.79 g, 20 mmol, from step 1a above) in THF (100 mL) at -20 °C under an inert atmosphere NaH (1.80 g, 60 mmol, 60% dispersion) was added slowly over a 5 minute period. Several minutes later CS₂ (1.2 mL, 20 mmol) was added. After 5 minutes of stirring CH₃I (1.24 mL, 20 mmol) was added, the reaction mixture was allowed to gradually warm to -5 - 0 °C, and the mixture

was stirred for 1 hour. The reaction mixture was diluted with EtOAc (400 mL), and the mixture was washed with saturated aqueous NaHCO₃ and brine, dried (MgSO₄), and concentrated to afford the crude product. The residue was purified by chromatography on silica gel, eluting with CHCl₃ and CHCl₃-MeOH (95:5), to afford the title compound (7.68 g; 56%). MS m/z: 680 (M+H)⁺. Anal. Calcd. for C₃₂H₅₇NO₁₀S₂: C, 56.52; H, 8.45; N, 2.06; Found: C, 56.95; H, 8.65; N, 1.92.

1c. 3-deoxy-5-O-desosaminyl-6-O-methylerythronolide A

A solution of 3-O-xanthyl-5-O-desosaminyl-6-O-methyl erythronolide A (20.00 g; 29.41 mmol, from step 1b), Bu₃SnH (9.49 mL, 35.29 mmol) and AIBN (~50 mg, catalytic) in benzene (200 mL) was heated at reflux (adding 25 mg portions of AIBN periodically) for 8 hours. The organic layer was separated and washed with 10% aqueous KF and brine, dried (MgSO₄), and concentrated to afford the crude product as an oil. The residue was purified by chromatography on silica gel, eluting with CHCl₃ and CHCl₃-MeOH (97.5:2.5). The material was recrystallized from hexane to afford the title compound (5.48 g; 32%). MS m/z: 574 (M+H)⁺. Anal. Calcd. for C₃₀H₅₅NO₉: C, 62.80; H, 9.66; N, 2.44; Found: C, 63.02; H, 9.74; N, 2.30.

1d. 2'-O-acetyl-3-deoxy-5-O-desosaminyl-6-O-methylerythronolide A

Samples of 3-deoxy-5-O-desosaminyl-6-O-methylerythronolide A (573 mg, 1.0 mmol, from Example 1c above), acetic anhydride (0.188 mL) and TEA (0.278 mL) were dissolved in 10 mL of methylene chloride, and the reaction mixture was stirred at room temperature for 20 hours. The reaction mixture was diluted with 40 mL of methylene chloride, and the organic solution was washed with saturated aqueous NaHCO₃ and brine, dried and concentrated to obtain the title compound (600 mg). MS m/z: 616 (M+H)⁺.

1e. Compound (10) from Scheme 4; R¹=methoxy; R²=acetyl

A sample of 2'-O-acetyl-3-deoxy-5-O-desosaminyl-6-O-methylerythronolide A (0.63 g, 1.023 mmol, from Example 1d above) was dissolved in 10 mL of THF, and the solution was cooled to -60 °C. To this stirred solution was added sodium bis(trimethylsilyl) amide (1.22 mL, 1.0 M in THF). After 4 hours 1,1-carbonyldiimidazole (0.66 g, 4.09 mmol) was added as a solution in 6 mL of 2:3 DMF:THF, and the reaction mixture was slowly warmed to room temperature and stirred for 16 hours. The reaction was quenched by addition of 5% aqueous NaH₂PO₄, and the resulting mixture was extracted with chloroform. The organic layer was washed with water, dried over MgSO₄ and concentrated to give the title compound. MS m/z: 692 (M+H)⁺.

1f. Compound (23) from Scheme 11; R¹=methoxy; R²=acetyl; A=B=D=E=hydrogen

A sample of the compound from step 1e above (0.25 g, 0.36 mmol) was dissolved in 3 mL of acetonitrile, ethylenediamine (0.24 mL, 3.6 mmol) was added, and the reaction mixture was stirred at room temperature for 3 hours. The solvent was removed under vacuum, and the residue was dissolved in ethyl acetate. This solution was washed with saturated aqueous NaHCO₃ solution, dried over Na₂SO₄ and concentrated. The residue was twice purified by flash chromatography on silica gel, eluting with 2-20% ethanol in chloroform containing 0.5-2% NH₄OH to give the title compound. MS m/z: 684 (M+H)⁺.

1g. Compound (24) from Scheme 11; R¹=methoxy; A=B=D=E=hydrogen

A sample of the compound from step 1f was dissolved in methanol and stirred at room temperature for 64 hours. The title compound (170 mg) was obtained after filtration and removal of the solvent.

1h. Compound (IV): R¹=methoxy; R²=hydrogen; A=B=D=E=hydrogen

A sample of the compound from step 6b (170 mg, 0.265 mmol) was dissolved in 2 mL of ethanol to which was added 0.03 mL of acetic acid, and the reaction mixture was stirred at room temperature for 16 hours. The solvent was removed, and the residue was suspended in water. The solution was adjusted to approximately pH 10-11 with 2M NaOH, and the mixture was extracted with ethyl acetate. The organic extract was washed with brine, dried over Na₂SO₄ and concentrated. The residue was purified by flash chromatography on silica gel, eluting with 10% ethanol in chloroform containing 0.1% NH₄OH. The product was re-chromatographed, eluting with 0-15% ethanol in chloroform to give the title compound (55 mg). MS m/z: 624 (M+H)⁺, 646 (M+NH₄)⁺. Anal. Calcd. for C₃₃H₅₇N₃O₈: C, 63.53; H, 9.20; N, 6.73; Found: C, 64.68; H, 9.27; N, 7.01. ¹³CNMR: C=O (16) 156.3, NCH₂ (17) 42.4, NCH₂ (18) 49.1

Example 2

Preparation of intermediate starting material:

30 Compound (8) from Scheme 3; R¹=methoxy; R²=benzoyl

2a. 5-O-desosaminy-6-O-methylerythronolide A

A sample of clarithromycin (3-O-cladinosyl-5-O-desosaminy-6-O-methylerythronolide A, Abbott Labs, 900 g, 1.2 mole) was suspended in water (10.8 L) and ethanol (4.0 L), and the resulting slurry was stirred at room temperature until homogeneous (about 20 minutes). HCl (1.00 M, 2.16 L) was added over 15 minutes, and the reaction mixture was stirred for 20 hours. NaOH solution (2.00 M, 1.20 L) was added over 30 minutes until pH 10.5-11.0 was reached, and the reaction mixture was stirred for 2 hours.

The precipitate was collected and washed with cold water, which was dried under vacuum at 50 °C to afford 601 g of the title compound. MS m/z (M+H)⁺: 590.

2b. 2'-O-benzoyl-5-O-desosaminy-6-O-methylerythronolide A

5 To a solution of 5-O-desosaminy-6-O-methylerythronolide A, (600 g, 1.01 mol from step 2a above) in methylene chloride (2.0 L) was added 90% technical grade benzoic anhydride (380 g, 1.59 mol). Triethylamine (222 mL, 1.59 mol) was added over 10 minutes, and the thick solution was stirred for 48 hours. Sodium bicarbonate solution (10%, 1.5 L) was added, and the mixture was stirred for 30 minutes. The layers were
10 separated, and the organic fraction was washed with water (3 x 600 mL) and brine (600 mL). The organic layer was dried (Na₂SO₄) and filtered, and the volatiles were removed on a rotary evaporator to leave a syrup. Trituration with a warm solution of hexane (2.0 L) and ethyl acetate (100 mL) converted the product to white crystals. The product was filtered, washed with hexane and dried in a vacuum oven overnight at ambient temperature to give
15 the title compound (691 g). MS m/z (M+H)⁺: 694.

2c. 2'-O-benzoyl-5-O-desosaminy-3-deoxy-3-oxo-6-O-methylerythronolide A

A sample of *N*-chlorosuccinimide (57.0 g, 0.42 mol) was slurried in anhydrous methylene chloride (600 mL), and dimethyl sulfide (36.0 mL, 0.49 mol) was added
20 dropwise over 30 minutes. A sample of the compound from step 2b (200.0 g, 0.29 mol) was dissolved in methylene chloride (1.20 L), and this solution was added to the reaction mixture over 45 minutes. After stirring for 30 minutes a solution of triethylamine (40.0 mL) in methylene chloride (200 mL) was added dropwise over 30 minutes at 0 °C under nitrogen. The resulting solution was washed with sodium bicarbonate (10%, 3 x 600 mL)
25 and brine (600 mL). The organic fraction was dried (Na₂SO₄) and filtered, and the volatiles were removed on a rotary evaporator to give a thick syrup, which became a solid upon standing. The solid was crushed and dried overnight at ambient temperature in a vacuum oven to give the title compound (196 g). MS m/z (M+H)⁺: 692.

30 2d. 2'-O-benzoyl-5-O-desosaminy-3-deoxy-3-oxo-6-O-methyl-11-O-methanesulfonyl-6-O-methylerythronolide A

To a solution of 2'-O-benzoyl-5-O-desosaminy-3-deoxy-3-oxo-6-O-methylerythronolide A from step 2c above (20.00 g, 28.9 mmole) in pyridine (40 mL) cooled to 0° and held under N₂ was added methanesulfonyl anhydride (14.6 g, 83.81 mmole), and the
35 reaction was allowed to stir at room temperature for 17 hours. The pyridine was removed under vacuum, and the residue was dissolved in EtOAc (400 mL). This solution was washed with saturated aqueous NaHCO₃, H₂O and brine, dried (MgSO₄), decolorized with charcoal, and filtered through a diatomaceous earth filter aid. The solvent was removed

under vacuum to afford the crude product (24.46 g). This material was taken directly to the next step without further purification.

5 2e. 10,11-anhydro-2'-O-benzoyl-5-O-desosaminyl-3-deoxy-3-oxo-6-O-methylerythronolide A

The mesylate from step 2d above was dissolved in acetone (70 mL), and DBU (5.22 mL, 34.9 mmole) added. After stirring at room temperature for 22 hours the acetone was removed under vacuum, EtOAc (250 mL) was added, and the organic layer was washed with 100-mL portions of sat. aq. NaHCO₃ (2x), H₂O (1x), and brine (1x). The solution
10 was dried (MgSO₄), decolorized with charcoal and filtered through a diatomaceous earth filter aid. The solvent was removed under vacuum to afford the crude product (18.54 g). This material was purified by chromatography on silica gel, eluting with 40% ethyl acetate/hexanes containing 0.25 % concentrated NH₄OH. The appropriate fractions were combined and concentrated to give the product. MS m/z (M+H)⁺: 674.

15

2f. Compound (8) from Scheme 3; R¹=methoxy; R²=benzoyl

A 500 mL flask was charged with 60% NaH (1.05 g, 26.3 mmole). The NaH was rinsed with 3 portions of hexanes, and dried under a N₂ stream. Freshly distilled THF (90 mL) was added, and the solution was cooled to 0 °C under N₂. The 10,11-anhydro
20 compound from step 2d above (8.40 g, 12.5 mmol) was then added over a one minute period. After stirring for 15 minutes, a solution of carbonyl diimidazole (5.98 g, 36.9 mmole) in 60 mL of THF was added to the reaction mixture via cannula over a period of 15 minutes. After stirring for 5 hours, the reaction mixture was quenched with 5% KH₂PO₄ solution, and the mixture was stirred at 0 °C for 20 minutes. The mixture was extracted
25 with ethyl acetate. The combined organic extracts were washed with brine, dried over Na₂SO₄ and concentrated under reduced pressure. The residue was purified by chromatography on silica gel, eluting with 25% -40% acetone/hexanes. The appropriate fractions were combined and concentrated to give the product. MS m/z (M+H)⁺: 768. ¹H NMR (CDCl₃): 0.90(t, 3H), 0.95(d, 3H), 1.21(d, 3H), 1.27(d, 3H), 1.32(s, 3H), 2.25(s, 6H), 2.78(s, 3H), 2.97(m, 1H), 3.58(m, 1H), 2.63(q, 1H), 4.14(d, 1H), 4.50(d, 1H), 5.00(dd, 1H), 5.65(dd, 1H), 6.75(s, 1H), 7.05(m, 1H), 7.35(m, 1H), 7.43(dd, 2H), 7.54(t, 1H), 8.02(d, 2H), 8.07(s, 1H); ¹³C NMR (CDCl₃): 204.8, 168.8, 165.0, 145.9, 138.4, 138.1, 137.0, 132.7, 130.8, 130.5, 129.7, 128.2, 117.0, 102.1, 84.5, 81.0, 78.5, 76.9, 72.0, 69.2, 63.7, 50.9, 50.2, 47.2, 40.7, 40.3, 38.8, 31.1, 30.8, 22.5, 20.9, 20.7,
35 20.0, 18.8, 14.8, 14.2, 13.2, 10.4.

Example 3

Compound of Formula (III): A, B & E=hydrogen, D=benzyl, R¹=methoxy; R²=hydrogen

3a. 2-(R)-(BOC-amino)-3-phenyl-1-propanol

5 To a 5.2 g (23.8 mmole) sample of di-t-butyl dicarbonate in 20 mL of methylene chloride held at 0 °C was added (R)-2-amino-3-phenyl-1-propanol (3.0 g, 19.8 mmole, Aldrich), and the reaction mixture was stirred 1.5 hours at room temperature. The solvent was removed, and the residue was dried under high vacuum and taken directly to the next step.

10

3b. 2-(R)-(BOC-amino)-1-O-methanesulfonyloxy-3-phenylpropane

The material from step 3a was dissolved in 20 mL of methylene chloride and 5 mL of THF, and the solution was cooled to 0 °C. Triethylamine (4.1 mL, 29.4 mmole) was added, then methanesulfonyl chloride (1.9 mL, 24.5 mmole) was added slowly. The mixture was stirred 45 minutes at room temperature, then the solvent was removed under vacuum. The residue was dissolved in ethyl acetate, and the solution was washed with water and brine, dried (Na₂SO₄) and filtered. The solvent was removed under vacuum to afford 6.38 g of the title compound. MS m/z (M+H)⁺: 330, MS m/z (M+NH₄)⁺: 347.

3c. 1-azido-2-(R)-(BOC-amino)-3-phenylpropane

20 The compound from step 3b above (6.36 g, 193 mmole) was dissolved in 25 mL of DMF, and 2.5 g (38 mmole) of NaN₃ was added. The reaction mixture was stirred for 24 hours at 62 °C. The solution was cooled to room temperature, then extracted with ethyl acetate. The organic extract was washed with water and brine, dried (Na₂SO₄) and filtered. The solvent was removed under vacuum to afford 4.34 g of the title compound. MS m/z (M+H)⁺: 277, MS m/z (M+NH₄)⁺: 294.

3d. 1-azido-2-(R)-amino-3-phenylpropane

30 The compound from step 3c (4.3 g, 15.6 mmole) was dissolved in 30 mL of 4 N HCl in ethanol, and the reaction mixture was stirred for 1.5 hours at room temperature. The solvent was stripped and chased with ether. The residue was dissolved in water, NaCl was added, and the mixture was extracted with ethyl ether, which was discarded. The aqueous layer was adjusted to pH 12 with K₂CO₃, saturated with NaCl, then extracted with CHCl₃. The organic extract was washed with brine, dried (Na₂SO₄) and filtered. The solvent was removed under vacuum to afford 2.17 g of the title compound. MS m/z (M+H)⁺: 177, MS m/z (M+NH₄)⁺: 194.

35

3e. 1, 2-(R)-diamino-3-phenylpropane

A sample of the compound from step 3d (1.2 g, 6.8 mmole) was hydrogenated (4 atm) in ethanol over 1.2 g of 10% Pd/C for 21.5 hours at room temperature. The mixture was filtered to remove the catalyst, and the solvent was removed to afford the title
5 compound (1.055 g). MS m/z (M+H)⁺: 151, MS m/z (M+NH₄)⁺: 168.

3f. Compound (19) from Scheme 9,

A=B=E=H, D= benzyl, R¹=methoxy, R²=benzoyl

Samples of the compound of formula (8) (Scheme 3; R¹=methoxy; R²=benzoyl;
10 from Example 2, 750 mg, 0.98 mmole) and 1, 2-(R)-diamino-3-phenylpropane (from step 3e above, 1.04 g, 6.92 mmole) were dissolved in 4 mL of acetonitrile and 0.5 mL of water. The reaction mixture was stirred for 24 hours at room temperature. The solvent was removed, and the residue was dissolved in ethyl acetate. The solution was washed with water and brine, dried (Na₂SO₄), filtered, and the solvent was removed. The residue was
15 purified by chromatography on silica gel, eluting with hexane to 30% acetone in hexane to give 236 mg of the title compound. MS m/z (M+H)⁺: 850.

3g. Compound (20) from Scheme 9,

A=B=E=H, D= benzyl, R¹=methoxy, R²=hydrogen

A sample (217 mg, 0.26 mmole) of the compound from step 3f above in 6 mL of methanol was stirred at reflux for 4 hours. The solvent was removed, and the residue was purified by column chromatography on silica gel, eluting with 1.5% methanol in chloroform containing 1% NH₄OH to afford 176 mg of the title compound. MS m/z (M+H)⁺: 746.
20

25 3h. Compound of Formula (III): A=B=E=H, D=benzyl, R¹=methoxy, R²=hydrogen

A sample of the compound from step 3g (148 mg, 0.20 mmole) was dissolved in 2.6 mL of ethanol, and of acetic acid (0.026 mL, 0.45 mmole) was added. The reaction mixture was stirred for 24 hours at reflux, then the solvent was removed. The residue was dissolved in ethyl acetate, which was washed with aqueous K₂CO₃, water and brine. The
30 solution was dried (Na₂SO₄), filtered, and the solvent was removed under vacuum to afford 150 mg of product. This material was purified by column chromatography on silica gel, eluting with 0.5% to 0.6% methanol in chloroform containing 0.5% NH₄OH to afford 134 mg of the title compound. MS m/z (M+H)⁺: 728. ¹H NMR (CDCl₃): 0.82(t, 3H), 1.02(d, 3H), 1.18(d, 3H), 1.32(s, 3H), 1.35(d, 3H), 1.43(s, 3H), 1.50(m, 1H), 1.87(m, 1H),
35 2.27(s, 6H), 2.32(s, 3H), 2.56(dd, 1H), 2.66(m, 2H), 3.03(m, 1H), 3.19(dd, 1H), 3.63(s, 1H), 3.75(q, 1H), 3.94(dd, 1H), 4.04(m, 1H), 4.13(d, 1H), 4.28(d, 1H), 4.85(dd, 1H), 7.10-7.35(m, 5H); ¹³C NMR (CDCl₃): 204.0, 177.8, 169.4, 156.0, 138.3, 130.1, 127.9, 126.1, 103.9, 81.4, 79.4, 78.5, 76.4, 70.3, 69.5, 65.9, 59.5, 57.9,

51.2, 48.7, 48.3, 46.5, 42.8, 40.2, 38.5, 36.0, 31.6, 28.2, 22.0, 21.2, 19.6, 19.0, 16.7, 14.4, 14.1, 12.7, 11.0, 10.4.

Example 4

5 Compound of Formula (III): A=B=D=H, E=benzyl, R¹=methoxy; R²=hydrogen

4a. 1-azido-2-(S)-amino-3-phenylpropane

Following the procedure of Example 3a, except substituting (S)-2-amino-3-phenyl-1-propanol (Aldrich) for the (R)-2-amino-3-phenyl-1-propanol thereof, and carrying the product forward as in Example 3, steps a-d, the title compound was prepared (1.74 g). MS m/z (M+H)⁺: 177, MS m/z (M+NH₄)⁺: 194.

4b. 1,2-(S)-diamino-3-phenylpropane

A sample of the compound from step 4a (790 mg, 4.48 mmole) was dissolved in 30 mL of THF and 6 mL of water, triphenylphosphine (5.0 g, 19.1 mmole) was added, and the reaction mixture was stirred for 24 hours at reflux. The solvent was removed, and the residue was dissolved in 2 N HCl. NaCl was added, and the solution was extracted with ethyl ether. The aqueous layer was adjusted to pH 12 with K₂CO₃, saturated with NaCl, then extracted with CHCl₃ and CHCl₃ containing 15% isopropanol. The solvent was removed under vacuum to afford 439 mg of the title compound. MS m/z (M+H)⁺: 151, MS m/z (M+NH₄)⁺: 168.

4c. Compound (19) Scheme 9, A=B=D=H, E= benzyl, R¹=methoxy, R²=benzoyl

Samples of the compound of formula (8) (Scheme 3; R¹=methoxy; R²=benzoyl; from Example 2, 450 mg, 0.59 mmole) and 1,2-(S)-diamino-3-phenylpropane (from step 4b above, 435 mg, 2.90 mmole) were dissolved in 2 mL of acetonitrile and 0.25 mL of water. The reaction mixture was stirred for 24 hours at room temperature. The solvent was removed, and the residue was dissolved in ethyl acetate. The solution was washed with brine, dried (Na₂SO₄), filtered, and the solvent was removed. The residue was purified by chromatography on silica gel, eluting with hexane to 25% acetone in hexane to give 405 mg of the title compound. MS m/z (M+H)⁺: 850.

4d. Compound (20), A=B=D=H, E=benzyl, R¹=methoxy, R²=hydrogen

A sample (386 mg, 0.45 mmole) of the compound from step 4c above in 7 mL of methanol was stirred at reflux for 4 hours. The solvent was removed, and the residue was purified by column chromatography on silica gel, eluting with 1.5 % methanol in chloroform containing 1% NH₄OH to afford 315 mg of the title compound. MS m/z (M+H)⁺: 746.

4e. Compound of Formula (III): A=B=D=H, E=phenyl, R¹=methoxy, R²=hydrogen

Following the procedure of Example 3h, except substituting the (S)-compound (150 mg, 0.20 mmole) from step 4d for the (R)-isomer of 3h, the title compound (136 mg) was prepared. MS m/z (M+H)⁺: 728. ¹H NMR (CDCl₃): 0.86(t, 3H), 1.08(d, 3H), 1.19(d, 3H), 1.33(s, 3H), 1.39(d, 3H), 1.47(s, 3H), 1.54(m, 1H), 1.92(m, 1H), 2.28(s, 6H), 2.58(s, 3H), 3.19(dd, 1H), 3.52(m, 1H), 3.67(s, 1H), 3.77(q, 1H), 4.12(d, 1H), 4.27(d, 1H), 4.92(dd, 1H), 7.10-7.40(m, 5H); ¹³C NMR (CDCl₃): 203.7, 176.0, 169.4, 156.5, 139.2, 130.0, 129.7, 128.3, 127.9, 126.3, 126.1, 104.1, 80.9, 80.5, 78.6, 78.1, 70.3, 69.5, 65.9, 62.0, 61.1, 51.2, 49.5, 48.8, 48.6, 45.9, 43.3, 42.9, 41.4, 40.2, 40.0, 35.2, 28.2, 22.2, 21.1, 19.7, 19.4, 17.1, 16.8, 15.3, 14.5, 14.1, 10.4;

Example 5

Compound of Formula (III): A=benzyl, B=D=E=H, R¹=methoxy, R²=hydrogen

15

5a. Compound (22) (Scheme 10), A=benzyl;
B=D=E=H, R¹=methoxy, R²=benzoyl; Y=OH

Compound (8) (Scheme 3; R¹=methoxy; R²=benzoyl; from Example 2, 450 mg, 0.59 mmole) and (S)-2-amino-3-phenyl-1-propanol (1.97 g, 13.0 mmole, Aldrich) were dissolved in 4.5 mL of acetonitrile and 0.5 mL of water. The reaction mixture was stirred for 7 days at room temperature. The solvent was removed, and the residue was dissolved in ethyl acetate. The solution was washed with 20% aqueous KH₂PO₄, water and brine, then dried (Na₂SO₄) and filtered. The solvent was removed, and the residue dried under high vacuum to afford 1.09 g of product. This material was purified by chromatography on silica gel, eluting with hexane to 20% acetone in hexane to give 644 mg of the title compound. MS m/z (M+H)⁺: 851.

20

5b. Compound (22) (Scheme 10), A=benzyl;
B=D=E=H, R¹=methoxy, R²=benzoyl; Y=azido

A sample of the compound from step 5a above (617 mg, 0.72 mmole) was dissolved in 12mL of THF, and triphenylphosphine (610 mg, 2.33 mmole) was added. This solution was cooled to 0 °C, DEAD (0.375 mL, 2.38 mmole) was added dropwise over 3 minutes, and the mixture was stirred for 10 minutes. Next was added DPPA (0.515 mL, 2.37 mmole) dropwise over 3 minutes, and the mixture was stirred for 2 hours at 0 °C and 48 hours at room temperature. The volatiles were removed under vacuum to leave an oily residue. The residue was purified by chromatography on silica gel, eluting with hexane to 30% ethyl acetate in hexane followed by 20% acetone in hexane to afford 321 mg of the title compound. MS m/z (M+H)⁺: 876.

35

5c. Compound (22) (Scheme 10), A=benzyl;
B=D=E=H, R¹=methoxy, R²=hydrogen; Y=azido

A sample of the compound from step 5b above (317 mg, 0.36 mmole) was dissolved in 5 mL of methanol, and the mixture was stirred at reflux for 4.5 hours. The solvent was removed, the residue was purified by chromatography on silica gel, eluting with 1:1 acetone in hexane, and the residue was dried under high vacuum to afford 218 mg of the title compound. MS m/z (M+H)⁺: 772.

5d. Compound (20) (Scheme 10), A=benzyl; B=D=E=H, R¹=methoxy, R²=hydrogen

A sample of the compound from step 5c above (208 mg, 0.27 mmole) was dissolved in 3 mL of THF and 0.5 mL of water, triphenylphosphine (425 mg, 1.62 mmole) was added, and the reaction was stirred for 24 hours at reflux. The solvent was removed under vacuum, chased with toluene, and the residue dried under high vacuum. The residue was purified by chromatography on silica gel, eluting with chloroform containing 1.5% methanol and 1% NH₄OH to afford 196 mg of the title compound. MS m/z (M+H)⁺: 746.

5e. Compound of Formula (III): A=benzyl, B=D=E=H, R¹=methoxy, R²=hydrogen

A sample of the compound from step 5d above (128 mg, 0.17 mmole) was dissolved in 2.3 mL of ethanol and 0.023 mL (0.40 mmole) of acetic acid was added. The reaction mixture was stirred at reflux for 48 hours, and the solvent was removed. The residue was dissolved in ethyl acetate, and the solution was washed with aqueous K₂CO₃, water and brine. The solution was dried (Na₂SO₄), filtered, and the solvent was removed under vacuum to afford 100 mg of a tan compound. The residue was purified by chromatography on silica gel, eluting with chloroform containing 0.6% methanol and 0.5% NH₄OH progressing to chloroform containing 0.7% methanol and 0.5% NH₄OH to afford 52 mg of the title compound. MS m/z (M+H)⁺: 728. ¹H NMR (CDCl₃): 0.86(t, 3H), 1.08(d, 3H), 1.34(d, 3H), 1.37(d, 3H), 1.44(s, 3H), 1.52(s, 3H), 1.93(m, 1H), 2.29(s, 6H), 2.48(m, 1H), 2.67(dd, 1H), 2.86(s, 3H), 3.06(dd, 1H), 3.57(m, 1H), 3.74(q, 1H), 3.86(s, 1H), 4.33(d, 1H), 4.39(d, 1H), 4.95(dd, 1H), 7.18-7.40(m, 5H); ¹³C NMR (CDCl₃): 204.4, 169.6, 155.8, 138.0, 129.5, 129.3, 128.6, 128.5, 126.5, 103.8, 81.4, 78.8, 77.3, 70.3, 69.6, 65.9, 57.3, 53.7, 51.2, 50.8, 49.8, 47.4, 42.7, 40.3, 38.5, 35.6, 31.6, 28.2, 22.6, 22.2, 21.2, 20.6, 20.3, 15.4, 14.9, 14.1, 13.4, 11.1, 10.4.

Example 6

Compound of Formula (III): B=benzyl, A=D=E=H, R¹=methoxy, R²=hydrogen

Following the procedures of Example 5, except replacing the (S)-2-amino-3-phenyl-1-propanol of step 5a with (R)-2-amino-3-phenyl-1-propanol (1.97 g, 13.0 mmole,

Aldrich), and carrying the product forward according to the procedures of steps 5b-5e, the title compound (83 mg) was prepared. MS m/z (M+H)⁺: 728. ¹H NMR (CDCl₃): 0.73(t, 3H), 1.05(d, 3H), 1.24(d, 3H), 1.29(d, 3H), 1.33(s, 3H), 1.37(d, 3H), 1.41(s, 3H), 2.26(s, 6H), 2.44(m, 1H), 2.68(m, 1H), 2.79(s, 3H), 3.18(dd, 1H), 3.46(m, 1H),
5 3.60(s, 1H), 3.71(dd, 1H), 3.81(q, 1H), 3.94(dd, 1H), 4.30(dd, 1H), 4.72(dd, 1H), 7.10-7.38(m, 5H); ¹³C NMR (CDCl₃): 204.4, 180.7, 169.3, 154.5, 138.4, 128.9, 128.8, 128.6, 128.3, 126.8, 126.2, 125.1, 104.2, 103.7, 81.1, 78.5, 78.3, 78.1, 77.2, 76.2, 70.3, 69.5, 65.8, 65.7, 62.4, 58.1, 53.6, 51.2, 51.0, 49.4, 47.6, 42.9, 40.2, 38.5, 36.7, 36.0, 31.5, 28.2, 25.2, 22.6, 21.6, 21.1, 19.7, 19.3, 16.2, 15.6, 14.6, 14.3, 14.0, 12.6,
10 11.1, 10.4, 10.2;

Example 7

Compound of Formula (III): A=E=phenyl, B=D=H, R¹=methoxy, R²=hydrogen

15 7a. Compound (19) from Scheme 9; A=E=phenyl, B=D=H, R¹=methoxy, R²=benzoyl
Compound (8) (Scheme 3; R¹=methoxy; R²=benzoyl; from Example 2, 400 mg, 0.52 mmole) and (1S,2S)-1,2-diphenyl-1,2-ethylenediamine (500 mg, 2.36 mmole, Aldrich) were dissolved in 2 mL of acetonitrile and 0.25 mL of water. The reaction mixture was stirred for 10 days at room temperature. The mixture was diluted with methylene
20 chloride, the solution was dried over NaCl and Na₂SO₄, filtered, and the solvent was removed. The residue (958 mg) was taken directly to the next step. MS (m/z) : 666 (M+H)⁺.

7b. Compound (19) from Scheme 9;
25 A=E=phenyl, B=D=H, R¹=methoxy, R²=hydrogen

The compound from step 7a (958 mg) was dissolved in 15 mL of methanol, and the solution was heated at reflux for 24 hours. The solvent was removed, and the residue was purified by column chromatography on silica gel, eluting with 0 to 5% methanol in methylene chloride to afford 340 mg of the title product as the C10-epi-isomer. MS (m/z) :
30 808 (M+H)⁺. ¹H NMR (300 MHz, CDCl₃) : d 6.90-7.20 (m, 10H), 5.48 (dd, 1H), 5.04 (d, 1H), 4.27 (d, 1H), 4.23 (d, 2H), 3.93 (q, 1H), 3.76 (d, 1H), 3.62 (d, 1H, H11), 3.52 (m, 2H) 3.12-3.22 (m, 4H), 3.07 (s, 3H, OMe), 2.75 (dd, 1H), 2.75 (m, 1H), 2.2-2.5 (m), 2.24 (s, 6H, NMe₂), 1.94 (dq, 2H), 1.59 (s, 3H), 1.46 (d, 3H), 1.29 (d, 3H), 1.22 (d, 3H), 0.90 (t, 3H), 0.84 (d, 3H), 0.73 (d, 3H). ¹³C NMR (75 MHz, CDCl₃) : d 214.2,
35 205.5, 171.0, 156.3, 143.5, 140.5, 128.0, 128.0, 127.9, 127.2, 126.9, 126.8, 104.1, 83.5, 78.8, 78.7, 78.2, 77.4, 77.0, 76.6, 70.2, 69.9, 69.3, 67.6, 65.6, 57.9, 51.7, 50.7, 49.0, 48.5, 41.1, 41.0, 40.1, 28.2, 21.2, 21.1, 21.0, 19.3, 18.0, 16.0, 14.4, 10.5, 9.9.

7c. Compound of Formula (III): A=E=phenyl, B=D=H, R¹=methoxy, R²=hydrogen

Following the procedure of Example 5e, except replacing the compound from 5d with the compound from 7b, the title compound was prepared. MS (m/z): 790 (M+H)⁺. ¹³C NMR (125 MHz, CDCl₃): selected signals: d 203.3, 175.7, 169.5, 156.5, 104.1.

5

Example 8

Compound of Formula (III): A=methyl, B=D=E=hydrogen, R¹=methoxy, R²=hydrogen

8a. Compound (22) from Scheme 10;

10 A=methyl, B=D=E=H, R¹=methoxy, R²=benzoyl, Y=OH

Compound (8) (Scheme 3; R¹=methoxy; R²=benzoyl; from Example 2, 400 mg, 0.52 mmole) and (S)-2-amino-1-propanol (0.200 mL, 2.6 mmole, Aldrich) were dissolved in 0.9 mL of acetonitrile, 0.1 mL of water was added, and the reaction was stirred for 40 hours at room temperature. The solvent was removed, and the residue was dissolved in 15 ethyl acetate. The solution was washed with water and brine, dried (Na₂SO₄), filtered, and the solvent was removed. The residue was purified by chromatography on silica gel, eluting with 20% to 30% acetone in hexane to give 135 mg of the title compound. MS m/z (M+H)⁺: 775.

20 8b. Compound (22) from Scheme 10;

A=methyl, B=D=E=H, R¹=methoxy, R²=benzoyl, Y=azido

A sample of the compound from step 8a above (277 mg, 0.362 mmole) was dissolved in 6 mL of THF, and triphenylphosphine (302 mg, 1.15 mmole) was added. This solution was cooled to 0 °C, DEAD (0.190 mL, 1.21 mmole) was added dropwise 25 over 3 minutes, and the mixture was stirred for 10 minutes. Next was added DPPA (0.260 mL, 1.21 mmole) dropwise over 3 minutes, and the mixture was stirred for 3 hours at 0 °C and 24 hours at room temperature. The volatiles were removed under vacuum. The residue was purified by chromatography on silica gel, eluting with 15% to 20% acetone in hexane, then rechromatographed on silica gel, eluting with 40% ethyl acetate in hexane, 30 acetone in hexane, to afford 140 mg of the title compound. MS m/z (M+K)⁺: 838.

8c. Compound (22) from Scheme 10;

A=methyl, B=D=E=H, R¹=methoxy, R²=hydrogen, Y=azido

A sample of the compound from step 8b (133mg, 0.17 mmole) was dissolved in 2 35 mL of methanol, and the solution was stirred for 4 hours at reflux. The solvent was removed under vacuum, and the residue was dried under high vacuum to give a glassy residue. The residue was purified by chromatography on silica gel, eluting with 1:1 acetone in hexane to 100% acetone to afford the title compound (98 mg). MS m/z (M+H)⁺: 696.

8d. Compound (20) from Scheme 10;
A=methyl, B=D=E=H, R¹=methoxy, R²=hydrogen

A sample of the compound from step 8c above (185 mg, 0.27 mmole) was dissolved in 4 mL of THF, and 2 mL of H₂O and triphenylphosphine (425 mg, 1.62 mmole) was added. This solution was stirred at room temperature for 40 hours and at reflux for 24 hours. The volatiles were removed under vacuum. The residue was purified by chromatography on silica gel, eluting with 3% methanol and 1% NH₄OH in chloroform to afford the title compound (128 mg). MS m/z (M+H)⁺: 670.

8e. Compound of Formula (III): A=methyl, B=D=E=H, R¹=methoxy, R²=hydrogen

A sample of the compound from step 8d above (123 mg, 0.18 mmole) was dissolved in 2.6 mL of ethanol and 0.24 mL of acetic acid, the reaction was heated at reflux for 24 hours, then stirred at room temperature for 48 hours. The solvent was removed under vacuum, and the residue was dissolved in ethyl acetate. The solution was washed with 10% aqueous K₂CO₃, water and brine, then dried (Na₂SO₄) and filtered. The solvent was removed, and residue was dried under high vacuum. The residue was purified by chromatography on silica gel, eluting with 0.5% NH₄OH and 2% to 3% methanol in chloroform to afford the title compound (38 mg). MS m/z (M+H)⁺: 652. ¹H NMR (CDCl₃): 0.86 (t, 3H), 1.04 (d, 3H), 1.21 (d, 3H), 1.24 (d, 3H), 1.50 (s, 3H), 1.87-1.98 (m, 2H), 2.26 (s, 6H), 2.41-2.50 (m, 1H), 2.78 (s, 3H), 3.11-3.23 (m, 3H), 3.51-3.59 (m, 1H), 3.76 (dd, 1H), 3.76 (s, 1H), 3.85 (q, 1H), 3.92 (dd, 1H), 4.31 (d, 1H), 4.37 (d, 1H), 4.90 (dd, 1H); ¹³C NMR (CDCl₃): 204.3, 181.5, 169.6, 155.6, 103.7, 81.3, 78.6, 77.9, 76.6, 70.3, 69.5, 65.8, 56.5, 53.4, 51.1, 50.6, 47.4, 47.2, 42.6, 40.2, 38.4, 35.5, 28.1, 22.0, 21.2, 20.5, 20.1, 15.8, 15.2, 14.8, 13.2, 10.6, 10.3; High resolution mass spectrum: calculated (M+H)⁺ m/z for C₃₄H₅₈N₃O₉=652.4173; observed (M+H)⁺ m/z=652.4175.

Example 9

Compound of Formula (III): B=methyl, A=D=E=hydrogen, R¹=methoxy, R²=hydrogen

Following the procedures of Example 8, except with a larger amount of the starting compound from Example 2 (1.23 g, 1.6 mmole) and replacing the (S)-2-amino-1-propanol of step 8a with an appropriately larger amount of (R)-2-amino-1-propanol (1.23 mL, 16.2 mmole, Aldrich), carrying the product forward as in steps 8b-8e, the title compound was prepared (71 mg). ¹H NMR (CDCl₃): 0.87 (t, 3H), 1.45 (s, 3H), 1.82-2.01 (dd, 2H), 2.26 (s, 6H), 2.37-2.51 (m, 1H), 2.72 (s, 3H), 3.07 (dd, 1H), 3.18 (dd, 1H), 3.22-3.36 (m, 1H), 3.47-3.59 (m, 1H), 3.61 (s, 1H), 3.77-3.91 (m, 2H), 4.25 (d, 1H), 4.29 (d,

1H), 5.01 (dd, 1H); ¹³C NMR (CDCl₃): 204.1, 180.7, 169.7, 154.7, 103.8, 80.6, 78.9, 78.5, 76.4, 70.3, 69.6, 65.9, 62.3, 56.6, 53.1, 51.1, 49.3, 47.8, 42.8, 40.2, 38.6, 36.5, 34.6, 31.5, 28.2, 25.3, 22.6, 21.9, 21.2, 20.7, 19.6, 19.3, 17.1, 15.8, 14.4, 14.1, 12.9, 11.0, 10.3; MS (M+H)⁺ *m/z*=652. High resolution mass spectrum: calculated (M+H)⁺ *m/z* for C₃₄H₅₈N₃O₉=652.4173; observed (M+H)⁺ *m/z*=652.4188.

Example 10

Compound of Formula (III): A=D=methyl; B=E=H, R¹=methoxy, R²=hydrogen

10a. meso-2,3-bis(methanesulfonyloxy)butane

Samples of meso-2,3-butanediol (10 g, 111 mmole, Aldrich) and triethylamine (92.8 mL, 666 mmole) were dissolved in methylene chloride. The solution was cooled to -78 °C, and methanesulfonyl chloride (25.8 mL, 333 mmole) was added dropwise. A precipitate formed. The mixture was diluted with additional methylene chloride, and the mixture was stirred for 20 minutes at -78 °C and at 0 °C for 2 hours. The reaction mixture was warmed to room temperature, diluted with additional solvent, and washed with H₂O, aqueous NaHCO₃ and aqueous NaCl. The organic solution was dried over MgSO₄, and the solvent was removed to afford the title compound (25.01 g). ¹H NMR (300 MHz, CDCl₃): d 4.91 (q, 2H), 3.10 (s, 6H), 1.45 (d, 6H).

10b. meso-2,3-diazidobutane

A sample of the compound from step 10a (25 g) was dissolved in 250 mL of DMF, and NaN₃ (40 g) was added. The mixture was stirred vigorously at 85 °C for 24 hours, then cooled to room temperature. The mixture was diluted with 800 mL of ether, washed with H₂O, aqueous NaHCO₃ and aqueous NaCl, then dried over MgSO₄. The solution was filtered and concentrated to afford the title compound (13.00 g). ¹H NMR (300 MHz, CDCl₃): d 3.50 (m, 2H), 1.30 (d, 6H).

10c. meso-2,3-butanediamine

A sample of the compound from step 10b (13.0 g, 125 mmole) was dissolved in ethanol and hydrogenated at 4 atm over 10% Pd/C for 20 hours at room temperature. The catalyst was removed by filtration, and the solvent was removed under vacuum to afford the title compound. ¹H NMR (300 MHz, CDCl₃): d 2.70 (m, 2H), 1.45 (br, 4H), 1.05 (d, 6H). MS (*m/z*): 89 (M+H)⁺.

10d. Compound (19) from Scheme 9; A=D=methyl; B=E=H, R¹=methoxy, R²=benzoyl

A sample of 10,11-anhydro-2'-O-benzoyl-5-O-desosaminyll-6-O-methyl-3-oxo-erythronolide A 12-O-imidazolyl carbamate (from Example 2, 500 mg, 0.651 mmole) and

meso-2,3-butanediamine (500 mg, from step 10d above) were dissolved in 3 mL of acetonitrile and 0.3 mL of water, and the reaction was stirred for 72 hours at room temperature and 17 hours at reflux. The solution was diluted with methylene chloride, dried over NaCl and MgSO₄, and filtered. The solvent was removed, and the residue was taken
5 directly to the next step.

10e. Compound (20) from Scheme 9: A=D=methyl; B=E=H, R¹=methoxy

The compound from step 10d above was dissolved in methanol, and the solution was heated at reflux for 12 hours. The solvent was removed, and the residue was taken
10 directly to the next step. MS (m/z): 684 (M+H)⁺.

10f. Compound of Formula (III): A=D=methyl; B=E=H, R¹=methoxy, R²=hydrogen

To the material from the previous step, dissolved in methanol, acetic acid was added, and the reaction mixture was heated at reflux for 24 hours. A solution of NH₃ in
15 methanol was added, and the solution was concentrated. The residue was dissolved in ethyl acetate, and the solution was washed with 1 N NaOH, H₂O and brine, then dried over Na₂SO₄. The solvent was removed, and the residue was purified on silica gel, eluting with 10% methanol in methylene chloride to 10% methanol (containing NH₃) in methylene chloride to afford the title compound. This material was rechromatographed on pH 8 silica
20 gel, eluting with 4:1 ethyl acetate:hexane to 100% ethyl acetate to afford 116 mg of the title compound. The NMR analysis confirmed the product to be the A=D=methyl isomer. MS (m/z) : 666 (M+H)⁺. HRMS Calc. for C₃₅H₆₀N₃O₉: 666.4330; Observed: 666.4326. ¹H NMR (300 MHz, CDCl₃) : d 4.81 (dd, 1H), 4.27 (d, 1H), 4.22 (d, 2H), 4.05 (m, 1H), 3.96 (m, 1H), 3.78 (q, 1H), 3.65 (s, 1H, H11), 3.48 (m, 1H), 3.10 (dd, 1H), 3.06 (m,
25 1H), 2.75 (q, 1H), 2.67 (s, 3H), 2.65 (m, 1H), 2.37 (m, 2H), 2.19 (s, 6H), 1.85, 1.49 (m, 2H), 1.59, 1.15 (m, 2H), 1.55 (m, 2H), 1.42 (s, 3H), 1.27 (d, 3H), 1.27 (s, 3H), 1.25 (d, 2H), 1.24 (d, 3H), 1.17 (d, 3H), 1.16 (d, 3H), 1.04 (d, 3H), 0.96 (d, 3H), 0.78 (t, 3H). ¹³C NMR (75 MHz, CDCl₃) : d 204.2, 179.0, 169.5, 155.6, 118.8, 103.7, 81.3, 78.6, 77.7, 76.8, 70.2, 69.4, 65.8, 56.1, 55.5, 51.9, 51.0, 50.4, 47.0, 42.5, 40.1, 38.4,
30 35.2, 28.1, 22.3, 22.0, 21.1, 20.7, 20.1, 15.0, 14.8, 13.1, 11.5, 10.6, 12.2. IR (film) : 3460 (w), 2972, 1750, 1718 (w), 1647, 1456, 1423, 1372, 1305, 1246, 1163, 1107, 1051, 989, 757 cm⁻¹.

Example 11

Compound of Formula (III): A=E=methyl; B=D=H, R¹=methoxy, R²=hydrogen

11a. 2S, 3S-butanediamine

5 Following the procedures of Example 10 steps a-c, except substituting (R,R)-2,3-butane-2,3-diol (1 g, 11.1 mmole, Aldrich) for the meso-isomer thereof of step 10a, and carrying the product forward as in steps 10b and 10c, the title compound (494 mg) was prepared. MS (m/z) : 89 (M+H)⁺. ¹H NMR (300 MHz, CDCl₃) : d 2.62 (m, 2H), 1.45 (br s, 4H), 1.08 (d, 6H).

10 11b. Compound (19) from Scheme 9; A=E=methyl; B=D=H, R¹=methoxy, R²=benzoyl

A sample of 10,11-anhydro-2'-O-benzoyl-5-O-desosaminyl-6-O-methyl-3-oxo-erythronolide A 12-O-imidazolyl carbamate (from Example 2, 1.56 g, 2.03 mmole) and 2S, 3S-butanediamine (400 mg, 4.54 mmole, from step 11a above) were dissolved in 16 mL of 15 20% aqueous acetonitrile, and the reaction mixture was stirred at room temperature for 7 days. The solution was diluted with methylene chloride, dried over NaCl and MgSO₄, and filtered. The solvent was removed, and the residue was taken directly to the next step.

11c. Compound (20) from Scheme 9; A=E=methyl; B=D=H, R¹=methoxy

20 The compound from step 11b above was dissolved in methanol, and the solution was heated at reflux for 12 hours. The solvent was removed, and the residue was taken directly to the next step.

11d. Compound of Formula (III): A=E=methyl; B=D=H, R¹=methoxy, R²=hydrogen

25 The material from the previous step was dissolved in 20 mL of ethanol, acetic acid (0.80 mL) was added, and the reaction mixture was heated at reflux for 3 days. NH₃/methanol was added, and the solvent was removed. The residue was dissolved in ethyl acetate, and the solution was washed with 1 N NaOH, H₂O and brine, then dried over Na₂SO₄. The solvent was removed, and the residue was purified on neutral silica gel, 30 eluting with 4:1 ethyl acetate:hexane to 5% methanol in ethyl acetate to afford 682 mg of the title compound. MS (m/z) : 666 (M+H)⁺. HRMS Calc. for C₃₅H₆₀N₃O₉: 666.4330; Observed: 666.4333. ¹H NMR (300 MHz, CDCl₃): d 4.85 (dd, 1H), 4.35 (d, 1H), 4.30 (d, 1H), 4.12 (q, 2H), 3.65 (s to d, 1H, J= 1.2 Hz), 3.56 (m, 1H), 3.46 (br s, 1H), 3.21 (dd, 1H), 3.13 (t, 1H), 2.86 (q, 1H), 2.78 (s, 3H), 2.68 (m, 2H), 2.46 (dt, 1H), 2.28 (s, 35 6H), 1.95 (m, 1H), 1.68 (m, 3H), 1.52 (s, 3H), 1.38 (d, 3H), 1.36 (d, 3H), 1.33 (s, 3H), 1.32 (d, 3H), 1.31 (d, 3H), 1.26 (d, 3H), 1.21 (d, 3H), 1.05 (d, 3H), 0.87 (t, 3H). ¹³C NMR (75 MHz, CDCl₃) : d 203.9, 177.9, 169.5, 156.4, 103.8, 81.1, 78.5, 78.4,

77.6, 70.3, 69.5, 65.8, 60.4, 56.9, 52.3, 50.9, 50.6, 47.6, 43.9, 40.2, 39.5, 35.0, 28.1, 21.7, 21.1, 20.8, 20.2, 19.9, 18.3, 16.3, 15.6, 14.7, 14.1, 13.6, 10.1.

IR (KBr) : 3441, 2972, 2938, 1755, 1117 (w), 1653, 1457, 1425, 1376, 1306, 1248, 1167, 1109, 1053 cm^{-1} .

5

Example 12

Compound of Formula (III): B=D=H;

A and E taken together is $-\text{CH}_2\text{CH}_2\text{CH}_2-$, $\text{R}^1=\text{methoxy}$, $\text{R}^2=\text{hydrogen}$

10 12a. *racemic-trans*-1,2-cyclopentanediamine

Following the procedures of Example 10 steps a-c, except substituting (DL)-1,2-cyclopentanediol (5.0 g, 49.0 mmole, Aldrich) for the diol of step 10a, and carrying the product forward as in steps 10b and 10c, the title compound (2.76 g) was prepared. MS (m/z) : 101 (M+H)⁺. ¹H NMR (300 MHz, CDCl_3) : d 2.75 (m, 2H), 2.00 (m, 2H), 1.65
15 (m, 2H), 1.50 (s, 4H), 1.30 (m, 2H).

12b. Compound (19) from Scheme 9;

B=D=H; A and E taken together is $-\text{CH}_2\text{CH}_2\text{CH}_2-$, $\text{R}^1=\text{methoxy}$, $\text{R}^2=\text{benzoyl}$

20 Samples of 10,11-anhydro-2'-O-benzoyl-5-O-desosaminyl-6-O-methyl-3-oxo-erythronolide A 12-O-imidazolyl carbamate (from Example 2, 200 mg, 0.26 mmole) and *racemic-trans*-1,2-cyclopentanediamine (104 mg, 1.04 mmole, from step 12a) were dissolved in 20% aqueous acetonitrile, and the reaction mixture was stirred at room temperature for 4 days and at reflux for 8 hours. The solution was diluted with 100 mL of ethyl acetate, dried over NaCl and MgSO_4 , and filtered. The solvent was removed, and the
25 residue was purified by chromatography on silica gel, eluting with 5% to 10% methanol in methylene chloride to afford the title compound (88 mg). MS (m/z) : 800 (M+H)⁺.

12c. Compound (20) from Scheme 9; B=D=H;

A and E taken together is $-\text{CH}_2\text{CH}_2\text{CH}_2-$, $\text{R}^1=\text{methoxy}$

30 The compound from step 12b above (88 mg) was dissolved in methanol, and the solution was heated at reflux for 10 hours. The solvent was removed, and the residue was purified by chromatography on silica gel, eluting with 5% methanol in methylene chloride to afford the title compound. MS (m/z) : 696 (M+H)⁺.

35 12d. Compound of Formula (III): B=D=H;

A and E taken together is $-\text{CH}_2\text{CH}_2\text{CH}_2-$, $\text{R}^1=\text{methoxy}$, $\text{R}^2=\text{hydrogen}$

Following the procedure of Example 11d the title compound was prepared. MS (m/z) : 678 (M+H)⁺.

Example 13

Compound of Formula (III): B=E=H;

A and D taken together is -CH₂CH₂CH₂CH₂-, R¹=methoxy, R²=hydrogen

5 13a. Compound (19) from Scheme 9; B=E=H;

A and D taken together is -CH₂CH₂CH₂CH₂-, R¹=methoxy, R²=benzoyl

Following the procedure of Example 11, step 11b, except substituting cis-1,2-cyclohexanediamine (800 mg, 1.04 mmole, Aldrich) for the diamine thereof, the title compound was prepared.

10

13b. Compound of Formula (III): B=E=H;

A and D taken together is -CH₂CH₂CH₂CH₂-, R¹=methoxy, R²=hydrogen

Following the procedures of Example 11 steps c and d, substituting the compound of step 13a for the compound of 11b thereof, the title compound was prepared. The product was a mixture of compounds (B=E=H and A=D=H), and the title compound was obtained by chromatography on silica gel, eluting with 2-5% methanol/methylene chloride. ¹H NMR (300 MHz, CDCl₃): d 4.87 (dd, 1H), 4.34 (d, 1H), 4.31 (d, 1H), 4.10 (br s, 1H), 4.07 (br m, 1H), 3.84 (q, 1H), 3.70 (s, 1H, H11), 3.56 (m, 1H), 3.22 (dd, 1H), 3.14 (pent, 1H), 2.78 (s, 3H, OMe), 2.49 (m, 1H), 2.30 (s, 6H), 1.30-2.00 (m), 1.49 (s, 1H), 1.39 (s, 3H), 1.37 (d, 3H), 1.32 (d, 3H), 1.26 (d, 3H), 1.22 (d, 3H), 1.06 (d, 3H), 0.85 (t, 3H). ¹³C NMR (75 MHz, CDCl₃): d 203.8, 178.1, 169.3, 155.6, 103.7, 81.1, 78.6, 78.1, 76.64, 70.2, 69.3, 65.7, 56.3, 55.9, 55.8, 51.0, 50.4, 47.4, 42.6, 40.1, 38.2, 35.4, 34.4, 28.1, 25.2, 25.1, 25.0, 21.9, 21.0, 20.2, 20.1, 19.2, 15.6, 14.7, 12.9, 10.6, 10.2. MS (m/z): 692 (M+H)⁺.

25

Example 14Compound of Formula (III): A= B=D=E=H, R¹=hydrogen, R²=hydrogen14a. 2'-O-acetyl-6-deoxy-erythromycin A

30 A sample of 6-deoxyerythromycin A (4.34 g, 6.04 mmole, Abbott Labs) was dissolved in 250 mL of methylene chloride, and acetic anhydride (1.54 g, 15 mmole) and triethylamine (1.22 g, 12 mmole) were added. The reaction mixture was stirred at room temperature for 16 hours, then poured into 5% aqueous NaHCO₃. The mixture was extracted with methylene chloride, and the organic layer was dried, filtered and

35 concentrated. The residue was chased with toluene, ethylene dichloride, chloroform and methylene chloride. The residue then dried under high vacuum to afford 4.46 g of the title product, which was taken to the next step without further purification. MS m/z (M+H)⁺: 760.

14b. 2'-O-acetyl-6-deoxy-4''-triethylsilyl-erythromycin A

A sample of the compound from step 14a (4.44 g, 5.84 mmole) was dissolved in 100 mL of dry methylene chloride, and imidazole (1.59 g, 23.3 mmole) was added. The mixture was cooled to 0 °C, and a solution of triethylsilyl chloride (1.76 g, 117 mmole) in 25 mL of methylene chloride dropwise. The reaction mixture was stirred for 1 hour at 0 °C and at room temperature for 16 hours. The reaction mixture was poured into 5% aqueous NaHCO₃, and the mixture was extracted with CHCl₃. The organic extract was washed with saturated brine, dried over MgSO₄, filtered and concentrated. The residue was dried under high vacuum for 48 hours to afford 5.38 g of the title product, which was taken to the next step without further purification.. MS m/z (M+H)⁺: 874.

14c. 2'-O-acetyl-10,11-anhydro-6-deoxy-4''-triethylsilyl-erythromycin A
12-O-imidazolyl carbamate (Compound (3) from Scheme 5,
R¹=hydrogen, 2'-R²=acetyl; 4''-R²=triethylsilyl)

A sample of the compound from step 14b (5.36 g, 6.13 mmole) was dissolved in 45 mL of dry DMF, and carbonyldiimidazole (4.98 g, 30 mmole) was added. After the reagent had dissolved, the solution was diluted with 15 mL of THF, and the solution was cooled to 0 °C. To this solution was added NaH (807 mg, 60% dispersion, 20.2 mmole) in portions. The reaction mixture was stirred for 30 minutes, and 10 mL of H₂O was added. The reaction mixture was poured into saturated brine, and the resulting mixture was extracted with ethyl acetate. The ethyl acetate solution was washed with brine, dried over MgSO₄, filtered and concentrated. The residue was co-distilled with ethylene dichloride, chloroform and methylene chloride. The residue was dried under high vacuum for 16 hours to afford 6.95 g of the title product, which was taken to the next step without further purification. MS m/z (M+H)⁺: 986.

14d. Compound (11) from Scheme 5;
A=B=D=E=H; R¹=hydrogen, 2'-R²=acetyl; 4''-R²=triethylsilyl

A sample of the compound from step 14c (6.93 g, 6.13 mmole) was dissolved in 50 mL of acetonitrile, ethylene diamine was added (4.31 g, 7.19 mmole), and the solution was stirred for 17 hours at room temperature. The reaction mixture was poured into saturated brine containing NH₄OH. This mixture was extracted with chloroform, and the organic extracts were combined, filtered and concentrated. The residue was co-distilled with ethylene dichloride, chloroform and methylene chloride. The residue was dried under high vacuum for 72 hours to afford 5.77 g of the title product which was taken to the next step without further purification. MS m/z (M+H)⁺: 924.

14e. Compound (12) from Scheme 5;
A=B=D=E=H; R¹=hydrogen, 2'-R²=4''-R²=hydrogen

A sample of the compound from step 14d (5.75 g) was dissolved in THF (120 mL) and 14.3 mL of tetrabutylammonium fluoride (1 M in THF) was added in one portion. The reaction mixture was stirred at room temperature for 4 hours, diluted with 400 mL of methanol, and stirred at room temperature for 64 hours. The solution was concentrated and then poured into 5% aqueous NaHCO₃ containing 0.5% NH₄OH. The mixture was extracted with CHCl₃, the extract was washed with brine, and dried over MgSO₄. The solvent was removed, and the residue was co-distilled with ethylene chloride and methylene chloride. The residue was further dried under vacuum for 16 hours to afford the title compound (5.59 g).

14f. Compound of Formula (I): A=B=D=E=H; R¹=hydrogen, R²=hydrogen

A sample of the compound from step 14e (5.56 g, 7.07 mmole) was dissolved in 60 mL of ethanol, and acetic acid (637 mg, 106 mmole) was added. The solution was heated at reflux for 3.5 hours, cooled to room temperature, then poured into 5% aqueous NaHCO₃. This mixture was extracted with CHCl₃, and the organic extracts were combined, dried over MgSO₄, filtered and concentrated. The residue was co-distilled with ethylene dichloride, chloroform and methylene chloride, then dried under high vacuum for 72 hours to afford 4.12 g of the product. This material was purified by chromatography on silica gel, eluting with 1:6 TEA:ethyl acetate, to afford the title compound (1.29 g). MS m/z (M+H)⁺: 768. ¹H NMR (CDCl₃) d: 0.88 (m), 2.28 (s), 3.28 (s), 4.23 (m), 4.85 (m), 4.92 (m). ¹³C NMR (CDCl₃) d: 40.3 (N(CH₃)₂), 42.8 (NCH₂), 49.4 (OCH₃), 49.9 (NCH₂), 155.8 (O-CO-N). IR (CDCl₃): 1755 cm⁻¹.

25

Example 15

Compound of Formula (III): R¹=OCH₃, R²=H; A=B=D=H; E=-CH₂NH₂

15a. 1,2-diazido-3-(BOC-amino)propane

A sample of 3-(BOC-amino)propene (Aldrich, 15.72 g, 0.1 mole), manganese triacetate (80.43 g, 0.3 mole) and NaN₃ (65.01 g, 1.0 mmole) were suspended in 400 mL of acetic acid, and the mixture was heated at 100 °C for 10 minutes. The mixture was cooled in an ice bath and diluted with 400 mL of 1N NaOH. The mixture was extracted with ethyl acetate, which was washed with 1 N cold NaOH, H₂O, NaHCO₃, brine and dried over Na₂SO₄. The solvent was removed, and the residue was chromatographed on silica gel, eluting with 4:1 hexane:ether to give 7.18 g of the title compound. MS m/z (M+NH₄)⁺: 259.

35

15b. 1,2-diamino-3-(BOC-amino)propane

The compound of the previous step was dissolved in ethanol and hydrogenated (4 atm H₂) over Pd/C for 22 hours at room temperature. The solvent was removed, and the product was taken to the next step. MS m/z (M+H)⁺: 190.

5

15c. Compound of Formula (III): R¹=OCH₃, R²=H; A=B=D=H; E=-CH₂NH₂

Following the procedures of Example 3 steps f-h, samples of the compound of formula (8) (Scheme 3; R¹=methoxy; R²=benzoyl; from Example 2, 400 mg, 0.52 mmole) and the compound from step 15b (1.478 g, 7.81 mmol) were reacted and the title product was obtained. Chromatographic separation of the isomers of the N-BOC compound, followed by deprotection with HCl in ethanol at room temperature gives the title compound. MS m/z (M+H)⁺: 889.

10

Example 1615 Compound of Formula (III): R¹=OCH₃, R²=H; A=B=E=H; D=-CH₂NH₂

The compound was obtained by chromatography of the mixture obtained in Example 15c. MS (m/z) : 889 (M+H)⁺.

15

Example 17

20

Compound of Formula (III): R¹=OCH₃, R²=H;
B=E=H; A and D taken together is -CH₂CH₂CH₂-

17a. Cyclopentane cis-1,2-diamine

Following the procedures of Example 10 steps a-c, except substituting cis-1,2-cyclopentanediol for the diol of step 10a, and carrying the product forward as in steps 10b and 10c, the title compound was prepared.

25

17b. Compound of Formula (III): R¹=OCH₃,
R²=H; B=E=H; A and D taken together is -CH₂CH₂CH₂-

Following the procedures of Example 10 steps d-f, except substituting *cis*-1,2-cyclopentanediamine, from the previous step, for the meso-2,3-butanediamine thereof, the title compound was prepared. The product was a mixture of compounds (B=E=H and A=D=H), and the title compound was obtained by chromatography on silica gel, eluting with 2-5% methanol/methylene chloride. MS (m/z) : 678 (M+H)⁺.

30

Example 18

Compound of Formula (III): $R^1=OCH_3$,
 $R^2=H$; $B=E=H$; A and D taken together is $-CH_2OCH_2-$

5 18a. Tetrahydrofuran cis-3,4-diamine

Following the procedures of Example 10 steps a-c, except substituting 1,4-anhydroerythritol for the diol of step 10a, and carrying the product forward as in steps 10b and 10c, the title compound was prepared.

10 18b. Compound of Formula (III): $R^1=OCH_3$,
 $R^2=H$; $B=E=H$; A and D taken together is $-CH_2OCH_2-$

Following the procedures of Example 10 steps d-f, except substituting tetrahydrofuran cis-3,4-diamine, from the previous step, for the meso-2,3-butanediamine of step 10d, the title compound was prepared. The product was a mixture of compounds
 15 ($B=E=H$ and $A=D=H$), and the title compound was obtained by chromatography on silica gel, eluting with 2-5% methanol/methylene chloride. MS (m/z) : 680 (M+H)⁺

Example 19

Compound of Formula (III): $R^1=OCH_3$,
 20 $R^2=H$; $B=E=H$; A and D taken together is $-CH_2-NH-CH_2-$

19a. Cis-3,4-diamino-1-BOC-pyrrolidine

Pyrroline (Aldrich) was N-protected by treatment with di-*tert*-butyl dicarbonate and Et₃N in CH₂Cl₂ at room temperature. The N-BOC-pyrroline was oxidized with catalytic
 25 OsO₄ and excess N-methylmorpholine N-oxide (NNMO) in THF and t-butanol according to the procedure of *Tetrahedron Lett.*, **1976**: 1973 to give the N-BOC-pyrroline-3,4-diol. Following the procedures of Example 10 steps a-c, except substituting N-BOC-pyrroline-3,4-diol for the diol of step 10a, and carrying the product forward as in steps 10b and 10c, the title compound was prepared.

30

19b. Compound of Formula (III): $R^1=OCH_3$,
 $R^2=H$; $B=E=H$; A and D taken together is $-CH_2-N-(BOC)-CH_2-$

Following the procedures of Example 10 steps d-f, except substituting cis-3,4-diamino-(1-BOC-pyrrolidine), from the previous step, for the meso-2,3-butanediamine of
 35 step 10d, the title compound was prepared.

19c. Compound of Formula (III): $R^1=OCH_3$,
 $R^2=H$; $B=E=H$; A and D taken together is $-CH_2-NH-CH_2-$

Compound of 19b was treated with 4N HCl/dioxane in CH_2Cl_2 at room temperature gave the title compound. The product was a mixture of compounds ($B=E=H$ and $A=D=H$),
 5 and the title compound was obtained by chromatography on silica gel, eluting with 2-5% methanol/methylene chloride. MS (m/z) : 679 (M+H)⁺

Example 20

10 Compound of Formula (III): $R^1=OCH_3$, $R^2=H$;
 $B=E=H$; A and D taken together is $-CH_2-N(Cbz)-CH_2-$

Starting with the Compound of Formula (III): $R^1=OCH_3$, $R^2=H$; $B=E=H$; A and D taken together is $-CH_2-NH-CH_2-$, from Example 19 above, adding the Cbz group by treatment with benzyloxycarbonyloxysuccinimide in ethyl acetate at room temperature, the title compound was prepared. MS (m/z) : 813 (M+H)⁺

15

Example 21

Compound of Formula (III): $R^1=OCH_3$,
 $R^2=H$; $B=E=H$; A and D taken together is $-CH_2-N(benzyl)-CH_2-$

Starting with the Compound of Formula (III): $R^1=OCH_3$, $R^2=H$; $B=E=H$; A and D taken together is $-CH_2-NH-CH_2-$, from Example 19 above, reacting the amine of the $-CH_2-NH-CH_2-$ group with benzyl bromide in the presence of triethylamine in methylene chloride at room temperature, the title compound was prepared. MS (m/z) : 769 (M+H)⁺

20

Example 22

25 Compound of Formula (III): $R^1=OCH_3$,
 $R^2=H$; $B=E=H$; A and D taken together is $-CH_2-N(benzoyl)-CH_2-$

Starting with the Compound of Formula (III): $R^1=OCH_3$, $R^2=H$; $B=E=H$; A and D taken together is $-CH_2-NH-CH_2-$, from Example 19 above, reacting the amine of the $-CH_2-NH-CH_2-$ group with benzoyl chloride in the presence of triethylamine, the title compound
 30 is prepared.

30

Example 23

Compound of Formula (III): $R^1=OCH_3$, $R^2=H$;
 $B=E=H$; A and D taken together is $-CH_2-N(phenyl-CH_2-CH_2)-CH_2-$

35 Starting with the Compound of Formula (III): $R^1=OCH_3$, $R^2=H$; $B=E=H$; A and D taken together is $-CH_2-NH-CH_2-$, from Example 19 above, reacting the amine of the $-CH_2-NH-CH_2-$ group with 2-phenylethyl bromide in the presence of triethylamine, the title compound was prepared. MS (m/z) : 783 (M+H)⁺

35

Example 24

Compound of Formula (III): $R^1=OCH_3$, $R^2=H$; $B=E=H$;
A and D taken together is $-CH_2-N(4-Cl-phenyl-CH_2-)-CH_2-$

5 Starting with the Compound of Formula (III): $R^1=OCH_3$, $R^2=H$; $B=E=H$; A and D taken together is $-CH_2-NH-CH_2-$, from Example 19 above, reacting the amine of the $-CH_2-NH-CH_2-$ group with 4-chlorobenzyl chloride in the presence of diisopropylethylamine in methylene chloride at room temperature, the title compound was prepared. MS (m/z) : 803 (M+H)⁺

10

Example 25

Compound of Formula (III): $R^1=OCH_3$, $R^2=H$;
 $B=E=H$; A and D taken together is $-CH_2-N(4-pyridyl-CH_2-)-CH_2-$

15 Starting with the Compound of Formula (III): $R^1=OCH_3$, $R^2=H$; $B=E=H$; A and D taken together is $-CH_2-NH-CH_2-$, from Example 19 above, reacting the amine of the $-CH_2-NH-CH_2-$ group with 4-picolyl chloride hydrochloride in the presence of diisopropylethylamine in THF at room temperature, the title compound was prepared. MS (m/z) : 770 (M+H)⁺

20

Example 26

Compound of Formula (III): $R^1=OCH_3$, $R^2=H$;
 $B=E=H$; A and D taken together is $-CH_2-N(2-pyridyl-CH_2-)-CH_2-$

25 Starting with the Compound of Formula (III): $R^1=OCH_3$, $R^2=H$; $B=E=H$; A and D taken together is $-CH_2-NH-CH_2-$, from Example 19 above, reacting the amine of the $-CH_2-NH-CH_2-$ group with 2-picolyl chloride in the presence of triethylamine, the title compound is prepared.

Example 27

Compound of Formula (III): $R^1=OCH_3$, $R^2=H$; $B=E=H$;
A and D taken together is $-CH_2-NH(3-pyridyl-CH_2-)-CH_2-$

30 Starting with the Compound of Formula (III): $R^1=OCH_3$, $R^2=H$; $B=E=H$; A and D taken together is $-CH_2-NH-CH_2-$, from Example 19 above, reacting the amine of the $-CH_2-NH-CH_2-$ group with 3-picolyl chloride in the presence of triethylamine, the title compound is prepared.

35

Example 28

Compound of Formula (III): $R^1=OCH_3$, $R^2=H$; $B=E=H$;
A and D taken together is $-CH_2-N(4-quinolyl-CH_2-)-CH_2-$

Starting with the Compound of Formula (III): $R^1=OCH_3$, $R^2=H$; $B=E=H$; A and D taken together is $-CH_2-NH-CH_2-$, from Example 19 above, reacting the amine of the $-CH_2-$

NH-CH₂- group with 4-chloromethylquinoline in the presence of triethylamine, the title compound is prepared.

Example 29

5 Compound of Formula (III): R¹=OCH₃, R²=H; B=E=H; A=D=-CH₂-O-CH₂-phenyl

29a. PhCH₂OCH₂CH(NH₂)CH(NH₂)CH₂OCH₂Ph

Meso-erythritol (Aldrich) is 1,4-dibenzylated by reaction with NaH and benzyl bromide in DMF according to the procedure of El Amin, *et al.*, *J. Org. Chem.* **44**:3442,
10 (1979). Following the procedures of Example 10 steps a-c, except substituting 1,4-dibenzyl-meso-erythritol for the diol of step 10a, and carrying the product forward as in steps 10b and 10c, the title compound is prepared.

15 29b. Compound of Formula (III): R¹=OCH₃,
R²=H; B=E=H; A=D=-CH₂-O-CH₂-phenyl

Following the procedures of Example 10 steps d-f, except substituting PhCH₂OCH₂CH(NH₂)CH(NH₂)CH₂OCH₂Ph, from the previous step, for the meso-2,3-butanediamine of step 10d, the title compound is prepared.

20

Example 30

Compound of Formula (III): R¹=OCH₃, R²=H; B=E=H; A=D=-CH₂-OH

Starting with the Compound of Formula (III): R¹=OCH₃, R²=H; B=E=H; A=D=-CH₂-O-CH₂-phenyl, from Example 29 above, removing the benzyl groups by hydrogenation over Pd/C, the title compound is prepared.

25

Example 31

Compound of Formula (III): R¹=OCH₃, R²=H; B=E=H; A=D=-CH₂-O-phenyl

Starting with the Compound of Formula (III): R¹=OCH₃, R²=H; B=E=H; A=D=-CH₂-OH, from Example 30 above, reacting the -CH₂-OH groups (of substituents A and D)
30 with phenol, triphenylphosphine and DEAD under Mitsunobu conditions the title compound is prepared.

Example 32

35 Compound of Formula (III): R¹=OCH₃, R²=H;
A=B=H; D and E taken together is -CH₂-CH₂-CH₂-CH₂-

Following the procedures of Example 3 except substituting 1-amino-1-cyclopentane-methanol (Aldrich) for the 2-(R)-amino-3-phenyl-1-propanol thereof, the title compound is obtained.

Example 33

Compound of Formula (III): $R^1=OCH_3$, $R^2=H$;
A and B taken together is $-CH_2-CH_2-CH_2-CH_2-$; D=E=H

Following the procedures of Example 5, except replacing the (S)-2-amino-3-phenyl-
 5 1-propanol of step 5a with 1-amino-1-cyclopentane-methanol (Aldrich), the title compound is
 obtained.

Example 34

Compound of Formula (III): $R^1=OCH_3$, $R^2=H$;
 10 A=B=H; D and E taken together is $-CH_2-O-CH_2-$

34a. 3-amino-3-aminomethyloxetane

A sample of tris(hydroxymethyl)methylamine (Aldrich) is reacted with di-
 butyldicarbonate and triethylamine to give N-BOC-tris(hydroxymethyl)methylamine. This
 15 compound is reacted with 1 equivalent of methanesulfonyl chloride and triethylamine to give
 3-(BOC-amino)-3-hydroxymethyloxetane. This compound is converted to the title
 compound according to the procedures of Example 3 steps b-e.

34b. Compound of Formula (III): $R^1=OCH_3$, $R^2=H$;
 20 A=B=H; D and E taken together is $-CH_2-O-CH_2-$

Following the procedures of Example 3 steps f-h except substituting the compound
 from step 34a for the (R)-3-phenyl-1,2-propanediamine thereof, the title compound is
 obtained.

Example 35

Compound of Formula (III): $R^1=OCH_3$, $R^2=H$; A=D=E=H; B= $-CH_2-CH_2$ -phenyl

Following the procedures of Example 5, except replacing the (S)-2-amino-3-phenyl-
 1-propanol of step 5a with (S)-homophenylalaninol (prepared by $LiAlH_4$ reduction of the
 30 (S)-homophenylalanine available from Aldrich), the title compound was obtained. MS
 (m/z) : 742 (M+H)⁺

Example 36

Compound of Formula (III): $R^1=OCH_3$, $R^2=H$; A=D=E=H; B= $-CH_2-CH_2-CH_2$ -phenyl

35

36a. 2-(R)-amino-5-phenylpentanoic acid

(±)-2-Amino-5-phenylpentanoic acid (35 g, from Example 40a) was suspended in
 water (3 L) and solubilized by adjust the pH to 12 with 7 N NaOH solution. The pH was
 readjusted to pH 8 with 1 M phosphoric acid while stirring at 45 °C. The solution was

cooled to 40 °C, and L-amino acid oxidase (Sigma, 0.7 unit/mg) was added. The reaction was stirred with good aeration for 2 weeks. The reaction mixture was concentrated to 500 mL under vacuum, the pH was adjusted to 5, and the precipitate was collected. The material was recrystallized from ethanol-water to afford 17.32 g of the title compound).

5

36b. 2-(R)-amino-5-phenylpentanol

The compound from step 36a was reduced with LiAlH₄ under standard conditions to give the title compound.

10 36c. Compound of Formula (III): R¹=OCH₃,
R²=H; A=D=E=H; B=-CH₂-CH₂-CH₂-phenyl

Following the procedures of Example 5, except replacing the (S)-2-amino-3-phenyl-1-propanol of step 5a with the 2-(R)-amino-5-phenylpentanol from step 36b, the title compound was obtained. MS (m/z) : 756 (M+H)⁺

15

Example 37

Compound of Formula (III): R¹=OCH₃, R²=H; A=D=E=H; B=-CH₂-O-CH₂-phenyl

37a. 1-N-(CBZ)-2-(S)-diamino-3-O-benzylpropane

20 N-BOC-O-benzyl-D-serine (Bachem) is reduced under the reaction conditions described by Kotokos, *Synthesis*, 299-301 (1990) to give the N-BOC-O-benzyl-D-serinol. This compound is treated according to the procedures of Example 10a-c to give the corresponding amine. The amine is converted to the benzyloxycarbonyl (CBZ) derivative, and the BOC group was removed to give the title compound.

25

37b. Compound of Formula (III): R¹=OCH₃,
R²=H; A=D=E=H; B=-CH₂-O-CH₂-phenyl

30 Following the procedures of Example 10 steps d-f, except substituting the material from the previous step, for the meso-2,3-butanediamine of step 10d, the title compound was prepared. MS (m/z) : 758 (M+H)⁺

Example 38

Compound of Formula (III): $R^1=OCH_3$,
 $R^2=H$; $A=D=E=H$; $B=-CH_2-CH_2-(4-OCH_3-phenyl)-$

5 38a. (S)-homo-O-methyltyrosinol

D-Homo-O-methyltyrosine (prepared according to the procedure of Melillo, *et al.*, *J. Org. Chem.*, **52**:5149-5150 (1987)) is reduced with $LiAlH_4$ under standard conditions to give the title compound.

10 38b. Compound of Formula (III): $R^1=OCH_3$,
 $R^2=H$; $A=D=E=H$; $B=-CH_2-CH_2-(4-OCH_3-phenyl)$

Following the procedures of Example 5, except replacing the (S)-2-amino-3-phenyl-1-propanol of step 5a with the compound of step 38a, the title compound is obtained.

15 **Example 39**

Compound of Formula (III): $R^1=OCH_3$, $R^2=H$; $A=-CH_2-CH_2-phenyl$; $B=D=E=H$

Following the procedures of Example 5, except substituting (R)-homophenylalaninol (prepared by $LiAlH_4$ reduction of the (R)-homophenylalanine (Aldrich) compound) for the (S)-2-amino-3-phenyl-1-propanol of step 5a, the title compound was obtained. MS

20 (m/z) : 742 (M+H)⁺

Example 40

Compound of Formula (III): $R^1=OCH_3$, $R^2=H$; $A=-CH_2-CH_2-CH_2-phenyl$; $B=D=E=H$

25 40a. (±)-2-Amino-5-phenylpentanoic acid

Diethyl acetamidomalonate (220 g) in 1 L of absolute ethanol was added to a stirred solution of sodium ethoxide in ethanol, prepared by dissolving sodium (24 g) in absolute ethanol (500 mL), under nitrogen. The reaction mixture was refluxed under nitrogen for 30 minutes, then 1-bromo-3-phenylpropane (200g) was added. The reaction mixture was

30 refluxed overnight, cooled to ambient temperature, filtered, and the solvent was removed under vacuum. Concentrated HCl (800 mL) was added to the residue, and the reaction mixture was refluxed for 14 hours. The cooled aqueous solution was washed with ether, and the residual ether in the aqueous phase was removed by bubbling nitrogen through the solution. The pH of the aqueous phase was adjusted to pH 7-8 by the addition of

35 ammonium hydroxide. The title compound was collected by filtration, air dried and recrystallized from ethanol-water (150 g) m.p. 255-257 °C. MS m/z: 194 (M+H)⁺.

40b. (±)-2-amino-5-phenylpentanol

The compound from step 40a was reduced with LiAlH_4 under standard conditions to give the title compound.

- 5 40c. Compound of Formula (III): $\text{R}^1=\text{OCH}_3$,
 $\text{R}^2=\text{H}$; $\text{A}=-\text{CH}_2-\text{CH}_2-\text{CH}_2$ -phenyl; $\text{B}=\text{D}=\text{E}=\text{H}$

Following the procedures of Example 5, except replacing the (S)-2-amino-3-phenyl-1-propanol of step 5a with the (±)-2-amino-5-phenylpentanol from step 40b, and separating the isomers by chromatography the title compound was obtained. MS (m/z) : 756 (M+H)⁺

10

Example 41

Compound of Formula (III): $\text{R}^1=\text{OCH}_3$, $\text{R}^2=\text{H}$; $\text{A}=-\text{CH}_2-\text{O}-\text{CH}_2$ -phenyl; $\text{B}=\text{D}=\text{E}=\text{H}$

Following the procedures of Example 37, except substituting the N-BOC-O-benzyl-L-serine (Sigma) for the N-BOC-O-benzyl-D-serine thereof the title compound was prepared. MS (m/z) : 758 (M+H)⁺

15

Example 42

Compound of Formula (III): $\text{R}^1=\text{OCH}_3$,
 $\text{R}^2=\text{H}$; $\text{B}=\text{D}=\text{E}=\text{H}$; $\text{A}=-\text{CH}_2-\text{CH}_2$ -(4-OCH₃-phenyl)

20

42a. (R)-homo-O-methyltyrosinol

(R)-Homo-O-methyltyrosine (prepared according to the procedure of Melillo, *et al.*, *J. Org. Chem.*, 52:5149-5150 (1987)) is reduced with LiAlH_4 under standard conditions to give the title compound.

25

- 42b. Compound of Formula (III): $\text{R}^1=\text{OCH}_3$,
 $\text{R}^2=\text{H}$; $\text{B}=\text{D}=\text{E}=\text{H}$; $\text{A}=-\text{CH}_2-\text{CH}_2$ -(4-OCH₃-phenyl)

Following the procedures of Example 5, except replacing the (S)-2-amino-3-phenyl-1-propanol of step 5a with the compound of step 42a, the title compound is obtained.

30

Example 43

Compound of Formula (III): $\text{R}^1=\text{OCH}_3$, $\text{R}^2=\text{H}$; $\text{A}=\text{B}=\text{D}=\text{H}$; $\text{E}=-\text{CH}_2\text{CH}_2\text{Ph}$

Following the procedures of Example 3 except replacing the 2-(R)-amino-3-phenyl-1-propanol of step 3a thereof with (R)-homo-phenylalaninol (prepared by LiAlH_4 reduction under standard conditions of the (R)-homo-phenylalanine compound available from Aldrich) the title compound is prepared.

35

Example 44

Compound of Formula (III): $R^1=OCH_3$, $R^2=H$; A=B=E=H; D=-CH₂CH₂Ph

Following the procedures of Example 3 except replacing the 2-(R)-amino-3-phenyl-1-propanol of step 3a thereof with (S)-homo-phenylalaninol (prepared by LiAlH₄ reduction under standard conditions of the (S)-homo-phenylalanine compound available from Aldrich) the title compound is prepared.

Example 45

Compound of Formula (III): $R^1=OCH_3$, $R^2=H$; A=B=D=H; E=-CH₂CH₂CH₂Ph

Following the procedures of Example 3 except replacing the 2-(R)-amino-3-phenyl-1-propanol of step 3a thereof with (±)-2-amino-5-phenylpentanol (prepared in Example 40b) and separating the desired isomer by chromatography the title compound is prepared.

Example 46

Compound of Formula (III): $R^1=OCH_3$, $R^2=H$; A=B=E=H; D=-CH₂CH₂CH₂Ph

Following the procedures of Example 3 except replacing the 2-(R)-amino-3-phenyl-1-propanol of step 3a thereof with 2-(R)-amino-5-phenylpentanol (prepared in Example 36b) the title compound is prepared.

Example 47

Compound of Formula (III): $R_1=OCH_3$, $R_2=H$; A=-CH₂CH₂OPh; B=D=E=H

47a. N-a-Boc-L-homo-serine benzyl ester

The title compound is prepared from N-a-Boc-L-aspartic acid a-benzyl ester, ethyl chloroformate, N-methylmorpholine and sodium borohydride in tetrahydrofuran and methanol according to the procedures described by Kokotos, *Synthesis*, (1990): 299-301.

47b. 4-Phenoxy-2-(S)-Boc-aminobutyric acid benzyl ester

A solution of N-a-Boc-L-homo-serine benzyl ester, phenol and triphenylphosphine in THF is treated with diethylazodicarboxylate (DEAD) at 0 °C. After being stirred at room temperature for 2 hours, the reaction is worked up and product purified by silica gel chromatography. (cf. Organic Reactions, Vol. 42, John Wiley & Son, Inc, 1992).

47c. 4-phenoxy-2-(S)-Boc-aminobutane-1-ol

Lithium aluminum hydride is added into a stirred solution of 4-phenoxy-2-(S)-Boc-aminobutyric acid benzyl ester, from step 47b, in THF at 0 °C. The reaction mixture is heated to reflux for 0.5 hour and cooled to ice-cold temperature. Water, equal weight to the lithium aluminum hydride used, is added and stirred at room temperature overnight. The

reaction is diluted with ethyl acetate and dried over sodium sulfate. After filtration and removal of solvent in vacuo, the product is purified by silica gel chromatography.

47d. 4-phenoxy-2-(S)-aminobutane-1-ol

5 The amino protecting group of 4-phenoxy-2-(S)-Boc-aminobutane-1-ol from step 47c is removed by treatment of the protected compound with hydrogen chloride in dioxane. (cf. T. W. Greene and P.G.M. Wuts: Protective Groups in Organic Synthesis. 2nd ed., John Wiley and Son, 1991, pp 309-315.)

10 47e. Compound (22) Scheme 10: $R^1=OCH_3$;
 $R^2=Bz$; $A=-CH_2CH_2-OPh$; $B=D=E=H$; $Y=OH$

The title compound is prepared from 4-phenoxy-2-(S)-aminobutane-1-ol and compound (8) in aqueous acetonitrile according to the procedures described in Example 5.

15 47f. Compound (20) Scheme 10: $R^1=OCH_3$; $A=-CH_2CH_2-OPh$; $B=D=E=H$

The title compound is prepared from the compound of step 47d according to the procedures described in Example 5.

47g. Compound of Formula (III): $R_1=OCH_3$, $R_2=H$; $A=-CH_2CH_2OPh$; $B=D=E=H$

20 The title compound of Example 47 is prepared from the compound of 47f according to the procedures described in Example 5.

Example 48

Compound of Formula (III): $R_1=OCH_3$, $R_2=H$; $A=-CH_2CH_2NHCbz$; $B=D=E=H$

25

48a. N-a-(S)-Boc -N-g-Cbz-2,4-diaminobutyric acid benzyl ester

Diphenylphosphoryl azide is added into a solution of N-a-(S)-Boc-L-glutamic acid a -benzyl ester in THF and the resulting solution is refluxed for 2 hours. Benzyl alcohol is added and the reaction mixture is refluxed for an additional hour. The product is purified by
30 silica gel chromatography.

48b. N-a-(S)-Boc -N-g-Cbz-2,4-diamino-butane-1-ol

Lithium aluminum hydride is added into a stirred solution of N-a-(S)-Boc -N-g-Cbz-diaminobutyric acid benzyl ester, from step 48a, in THF at 0 °C. The reaction mixture is
35 heated to reflux for 0.5 hour and cooled to ice-cold temperature. Water, equal weight to the lithium aluminum hydride used, is added and stirred at room temperature overnight. The reaction is diluted with ethyl acetate and dried over sodium sulfate. After filtration and removal of solvent in vacuo, the product is purified by silica gel chromatography.

48c. 2-(S)-4-N-Cbz-diamino-1-butanol

The amino protecting group of N-a-(S)-Boc -N-g-Cbz-2,4-diamino-butane-1-ol from step 48b is removed by treatment of the protected compound with hydrogen chloride in dioxane according to literature method. (cf. T. W. Greene and P.G.M. Wuts: Protective
5 Groups in Organic Synthesis. 2nd ed., John Wiley and Son, 1991, pp 309-315.).

48d. Compound (22) Scheme 10: R¹=OCH₃;
R₂=bz; A=-CH₂CH₂-NHCbz; B=D=E=H; Y=OH

The title compound is prepared from 2-(S)-amino-4-N-g-Cbz-diamino-butane-1-ol, from step 48c, and compound (8) from Scheme 3 in aqueous acetonitrile according to the
10 procedures described in Example 5.

48e. Compound (20) Scheme 10: R¹=OCH₃; A=-CH₂CH₂-NHCbz; B=D=E=H

The title compound is prepared from the compound of step 48d according to the
15 procedures described in Example 5.

48f. Compound of Formula (III): R₁=OCH₃, R₂=H; A=-CH₂CH₂NHCbz; B=D=E=H

The title compound is prepared from the compound of step 48e according to the
20 procedures described in Example 5.

Example 48-ACompound of Formula (III): R₁=OCH₃, R₂=H; A=-CH₂CH₂NH₂; B=D=E=H

The title compound is prepared from the compound of Example 48 and hydrogen in
25 the presence of Pd-C in ethanol.

Example 49Compound of Formula (III): R₁=OCH₃, R₂=H; A=-CH₂CO₂Bzl; B=D=E=H30 49a 4-hydroxy-3-N-(S)-Boc-aminobutyric acid benzyl ester

The title compound is prepared from N-a-Boc-L-aspartic acid g-benzyl ester, ethyl chloroformate, N-methylmorpholine and sodium borohydride in tetrahydrofuran and methanol according to the procedures described by Kokotos, *Synthesis*, (1990): 299-301.

35 49b. 4-hydroxy-3-(S)-aminobutyric acid benzyl ester

The amino protecting group of 4-hydroxy-3-N-(S)-Boc-aminobutyric acid benzyl ester, from step 49a, is removed by treatment of the protected compound with hydrogen

chloride in dioxane according to literature method.(cf. T. W. Greene and P.G.M. Wuts: Protective Groups in Organic Synthesis. 2nd ed., John Wiley and Son, 1991, pp309-315.)

5 49c. Compound (22) Scheme 10: $R^1=OCH_3$;
 $R^2=bz$; $A=-CH_2CO_2Bzl$; $B=D=E=H$; $Y=OH$

The title compound is prepared from 4-hydroxy-3-(S)-aminobutyric acid benzyl ester, from step 49b and compound (8) of Scheme 3 in aqueous acetonitrile according to the procedures described in Example 5.

10 49d. Compound (20) Scheme 10: $R^1=OCH_3$; $A=-CH_2CO_2Bzl$; $B=D=E=H$

The title compound is prepared from the compound of step 49c according to the procedures described in Example 5.

15 49e. Compound of Formula (III): $R_1=OCH_3$, $R_2=H$; $A=-CH_2CO_2Bzl$; $B=D=E=H$

The title compound is prepared from compound from the compound of step 49d according to the procedures described in Example 5.

Example 49-A

Compound of Formula (III): $R_1=OCH_3$, $R_2=H$; $A=-CH_2COOH$; $B=D=E=H$

20 The title compound is prepared from the compound of Example 49 and hydrogen in the presence of Pd-C in ethanol.

Example 49-B

Formula (III): $R_1=OCH_3$, $R_2=H$; $A=-CH_2CH_2OH$; $B=D=E=H$

25 The title compound is prepared from the title compound of Example 49-A, ethyl chloroformate, N-methylmorpholine and sodium borohydride in tetrahydrofuran and methanol according to the procedures described by Kokotos, *Synthesis*, (1990): 299-301.

Example 50

30 Compound of Formula (III): $R_1=OCH_3$, $R_2=H$; $A=-CH_2CH_2NH(4'-Pyridyl)$; $B=D=E=H$

35 The title compound is prepared from the compound of Example 48-A, 4-chloropyridine, and CuO or CuBr-K₂CO₃ heated at 70-90 °C overnight. The reaction mixture is partitioned between ethyl acetate and water. The organic phase is washed once with dilute hydrochloric acid followed by saturated sodium bicarbonate. The product is purified by silica gel chromatography.

Example 51

Compound of Formula (III): $R^1=OCH_3$, $R^2=H$; $A=B=D=H$; $E=-CH_2OH$

51a. 1,2-diamino-3-propanol

5 Allyl acetate (Aldrich) is reacted with manganese triacetate, sodium azide and acetic acid. The resulting compound is treated with $NaHCO_3$ and methanol followed by hydrogenation to give the title compound.

51b. Compound of Formula (III): $R^1=OCH_3$, $R^2=H$; $A=B=D=H$; $E=-CH_2OH$

10 Following the procedures of Example 3 steps f-h, except substituting 1,2-diamino-3-propanol from the previous step, for the 1, 2-(R)-diamino-3-phenylpropane thereof, the title compound is prepared, and the diastereomers are separated by chromatography.

Example 52

15 Compound of Formula (III): $R^1=OCH_3$, $R^2=H$; $A=B=E=H$; $D=-CH_2OH$

The compound was separated from the diastereomeric mixture of Example 51b by chromatography. MS (m/z) : xxx (M+H)⁺

Example 53

20 Compound of Formula (III): $R^1=OCH_3$, $R^2=H$; $A=B=E=H$; $D=-CH_2NHBenzoyl$

The compound is prepared from the compound of Example 16 by treatment with benzoyl chloride and TEA.

Example 54

25 Compound of Formula (III): $R^1=OCH_3$, $R^2=H$; $A=B=E=H$; $D=-CH_2NHBenzyl$

The compound is prepared from the compound of Example 16 by treatment with benzaldehyde, $NaCNBH_3$ and acetic acid in methanol at room temperature.

Example 55

30 Compound of Formula (III): $R^1=OCH_3$, $R^2=H$; $A=B=D=H$; $E=-CH_2NHBenzoyl$

The compound is prepared from the compound of Example 15 by treatment with benzoyl chloride and TEA.

Example 56

35 Compound of Formula (III): $R^1=OCH_3$, $R^2=H$; $A=B=D=H$; $E=-CH_2NHBenzyl$

The compound is prepared from the compound of Example 15 by treatment with benzaldehyde, $NaCNBH_3$ and acetic acid in methanol at room temperature.

Example 57

Compound of Formula (III): $R^1=OCH_3$,
 $R^2=H$; $B=D=H$; $A=E=(4\text{-chloro})\text{benzyloxymethyl}$

5 57a. (R,R)-(+)-1,4- bis-O-(4-chlorobenzyl)-2,3-butanediamine

Following the procedure of Example 10 steps a-c, replacing the meso-2,3-butanediol thereof with (R,R)-(+)-1,4- bis-O-(4-chlorobenzyl)-D-threitol (Aldrich) the title compound was obtained.

10 57b. Compound of Formula (III): $R^1=OCH_3$,
 $R^2=H$; $B=D=H$; $A=E=(4\text{-chloro})\text{benzyloxymethyl}$

Following the procedures of Example 10 steps d-f, replacing the meso-2,3-butanediamine of step d thereof with the diamine from step 57a, the title compound was prepared. MS (m/z) : 946 (M+H)⁺

15

Example 58

Compound of Formula (III): $R^1=OCH_3$, $R^2=H$; $A=B=E=H$; $D=-CH_2-N(CH_3)\text{-benzyl}$

The title compound was prepared by treating the compound of Example 54 with HCHO, NaCNBH₃ and acetic acid in methanol at room temperature. MS (m/z) : 771

20 (M+H)⁺

Example 59

Compound of Formula (III): $R^1=OCH_3$, $R^2=H$; $A=B=D=H$; $E=-CH_2-N(CH_3)\text{-benzyl}$

The title compound is prepared by treating the compound of Example 56 with

25 HCHO, NaCNBH₃ and acetic acid in methanol at room temperature.

Example 60

Compound of Formula (III): $R^1=OCH_3$, $R^2=H$; $A=B=D=H$; $E=-CH_2-NH\text{-phenyl}$

The title compound is prepared by treating the compound of Example 51 with

30 triphenyl phosphine, DEAD and aniline under Mitsunobu conditions.

Example 61

Compound of Formula (III): $R^1=OCH_3$, $R^2=H$; $A=B=E=H$; $D=-CH_2-NH\text{-phenyl}$

The title compound is prepared by treating the compound of Example 52 with

35 triphenyl phosphine, DEAD and aniline under Mitsunobu conditions.

Example 62

Compound of Formula (III):

A=4-methoxybenzyloxymethyl, B=D=E=H, R¹=methoxy, R²=hydrogen

5 Following the procedures of Example 5, except replacing the (S)-2-amino-3-phenyl-1-propanol of step 5a with (R)-2-amino-3-(4-methoxybenzyloxy)-1-propanol, and carrying the product forward according to the procedures of steps 5b-5e, the title compound was prepared. MS m/z (M+H)⁺: 788.

The (R)-2-amino-3-(4-methoxybenzyloxy)-1-propanol was prepared as follows:

10 Step 62a. 4-(4-methoxybenzyloxy)methyl-2,2-dimethyl[1,3]dioxolane

Commercially available (R)-(-)-1,2-O-isopropylidenglycerol (also known as (R)-4-hydroxymethyl-2,2-dimethyl[1,3]dioxolane, 4.0 mL, 31 mmole, Lancaster) was added via syringe over 10 minutes to a suspension of sodium hydride (as a 60% mineral oil dispersion, 1.3 g, 32.05 mmole) in DMF (30 mL) at ice bath temperature under nitrogen.

15 The mixture was stirred for fifteen minutes, then warmed to room temperature and diluted with THF (50 mL). The mixture was cooled to 0 °C again, and 4-methoxybenzyl bromide (31 mmole) was added. The mixture was stirred at room temperature for 16 hours, then the reaction was quenched by addition of water. The reaction mixture was extracted with EtOAc and the combined organic layers were washed with water and brine, dried (Na₂SO₄) and

20 concentrated *in vacuo* to give the title compound (5.8 g). MS m/z (M+NH₄)⁺: 270.

Step 62b. 3-(4-methoxybenzyloxy)propane-1,2-diol

To the product from step 62a (5.72 g, 22.7 mmole) in methanol (100 mL) was added (p-toluenesulfonic acid (500 mg, 2.63 mmole), and the mixture was stirred at room

25 temperature for 22 hours. After addition of water (5 mL), the mixture was stirred another 24 hours. The solvents were removed, and the residue was partitioned between 1:1 saturated NaHCO₃:brine and CHCl₃. The organic phase was dried (Na₂SO₄) and concentrated *in vacuo* to give the product ((4.82g) MS m/z (M+NH₄)⁺: 230) as an oil, which was taken directly to the next step.

30

Step 62c. 1-t-butyldimethylsilyloxy-3-(4-methoxybenzyloxy)-2-propanol

To the product from step 62b (4.63 g, 21.8 mmole) and imidazole (1.65 g, 24.2 mmole) in DMF at 0 °C was added t-butyldimethylsilyl chloride, and the mixture was stirred for 20 minutes. The mixture was stirred at room temperature for 24 hours, then extracted

35 with ethyl acetate. The combined organic layers were washed with water and brine, dried (Na₂SO₄) and concentrated *in vacuo* to give the crude title compound (7.03 g), which was taken directly to the next step. MS m/z (M+NH₄)⁺: 344.

Step 62d. 1-t-butyltrimethylsilyloxy-2-methanesulfonyloxy-3-(4-methoxybenzyloxy)propane

To the product from step 62c (7.0 g, 21 mmole) and triethylamine (52 mmole) in methylene chloride at -10 °C was added methanesulfonyl chloride ((43 mmole), the cooled mixture was stirred for one hour, then stirred at room temperature for 10 minutes. The solvent was removed under vacuum, and the residue was partitioned between ethyl acetate and water. The organic extract was washed with water and brine, dried (Na₂SO₄) and concentrated *in vacuo* to give the title compound (8.0 g). MS m/z (M+NH₄)⁺: 422.

Step 62e. (R)-2-azido-3-(4-methoxybenzyloxy)-1-propanol

The compound from step 62d (7.98 g) was stirred with sodium azide in DMF (60 mL) for 64 hours at 50 °C. The temperature was then raised to 85 °C, and the mixture was stirred for 24 hours. The reaction was quenched with water, and the mixture was extracted with ethyl acetate. The combined organic layers were washed with water and brine, dried (Na₂SO₄) and concentrated *in vacuo*. The residue was treated with tetrabutylammonium fluoride (20 mmole) in THF (20 mL) at room temperature for 16 hours. The solvent was removed under vacuum, and the residue was partitioned between ethyl acetate and water. The organic extract was washed with water and brine, dried (Na₂SO₄) and concentrated *in vacuo*. Chromatography of the residue on silica gel, eluting with hexane containing increasing amounts of ethyl acetate gave the pure title compound (3.03 g). MS m/z (M+NH₄)⁺: 255.

Step 62f. (R)-2-amino-3-(4-methoxybenzyloxy)-1-propanol

The compound from step 62e (2.98 g, 12.6 mmole) was dissolved in H₂O/THF 1:9 and stirred with triphenylphosphine (19.8 g, 75.5 mmole) for 24 hours at reflux. The solvent was removed, and the residue was taken up in 10% aqueous KH₂PO₄. The solution was washed with ether, then carefully basified to pH 10 with K₂CO₃. NaCl was added to the solution, which was then extracted with chloroform. The organic phase was washed with water and brine, dried (Na₂SO₄) and concentrated *in vacuo* to give the title compound (2.295 g). MS m/z (M+H)⁺: 212. Anal. Calcd. for C₁₁H₁₇NO₃: C, 62.54; H, 8.11; N, 6.63; Found: C, 62.66; H, 7.95; N, 6.47.

Example 63

Compound of Formula (III):

A=4-hydroxymethyl, B=D=E=H, R¹=methoxy, R²=hydrogen

5 Treating the compound of Example 62 with trifluoroacetic acid in methylene chloride at room temperature for 20 minutes, followed by chromatography on silica gel, the title compound was prepared. MS m/z (M+H)⁺: 688.

Example 64

Compound of Formula (III):

A=4-benzyloxybenzyl, B=D=E=H, R¹=methoxy, R²=hydrogen

10 Following the procedures of Example 5, except replacing the (S)-2-amino-3-phenyl-1-propanol of step 5a with (S)-2-amino-3-(4-benzyloxyphenyl)-1-propanol and the
15 CH₃CN/H₂O solvent system with 19:5:4:5 CH₃CN:H₂O:DMF:THF, then carrying the product forward according to the procedures of steps 5b-5e, the title compound was prepared. MS m/z (M+H)⁺: 834.

Step 64a. (S)-2-amino-3-(4-benzyloxyphenyl)-1-propanol

20 BOC-O-benzyl-L-tyrosine (5.0 g, 13.46 mmole, Bachem) was treated with ethoxycarbonyl chloride (13.60 mmole) and N-methylmorpholine (13.64 mmole) in THF (50 mL) at -10 °C for 10 minutes. The mixture was filtered, and the filtrate was added to an aqueous solution (50 mL) of NaBH₄ (2.1 g, 55.5 mmole) at 0 °C. The mixture was stirred at 0 °C for 0.5 hours and 15 minutes at room temperature, then carefully acidified to about
25 pH 2 with concentrated HCl. The mixture was extracted with ethyl acetate, which was washed with water and concentrated. The residue was dissolved in methanol, HCl/morpholine (4 M, 30 mL) was added, and the mixture was stirred for 45 minutes. The mixture was diluted with water, then basified with Na₂CO₃. The solvents were removed under vacuum, and the aqueous solution was extracted with chloroform. The organic phase
30 was washed with brine, dried (Na₂SO₄), concentrated, filtered, and the solvent removed under vacuum to give the desired compound. Anal. Calcd. for C₁₆H₁₉NO₂: C, 74.16; H, 7.47; N, 5.41; Found: C, 74.13; H, 7.74; N, 5.25. MS m/z (M+H)⁺: 258.

Example 65

Compound of Formula (III):

A=4-hydroxybenzyl, B=D=E=H, R¹=methoxy, R²=hydrogen

5 Treating the compound of Example 62 with hydrogen at atmospheric pressure over 10% Pd/C catalyst for 48 hours in ethanol, followed by chromatography on silica gel, the title compound was prepared. MS m/z (M+H)⁺: 744.

Example 66

Compound of Formula (III):

A=S-benzylthioxymethyl, B=D=E=H, R¹=methoxy, R²=hydrogen

10

Following the procedures of Example 5, except replacing the (S)-2-amino-3-phenyl-1-propanol of step 5a with (S)-benzyl-L-cysteinolol (Aldrich), and carrying the product
15 forward according to the procedures of steps 5b-5e, the title compound was prepared. MS m/z (M+H)⁺: 774.

Example 67Compound of Formula (III): A=3-indolylmethyl, B=D=E=H, R¹=methoxy, R²=hydrogen

20

Following the procedures of Example 5, except replacing the (S)-2-amino-3-phenyl-1-propanol of step 5a with (R)-tryptophanol (TCI), and carrying the product forward according to the procedures of steps 5b-5e, the title compound was prepared. MS m/z (M+H)⁺: 767.

25

Example 68

Compound of Formula (III):

A=4-(benzyloxycarbonylamino)benzyl, B=D=E=H, R¹=methoxy, R²=hydrogen

30

Following the procedures of Example 5, except replacing the (S)-2-amino-3-phenyl-1-propanol of step 5a with (S)-2-amino-3-(4-(benzyloxycarbonylamino)phenyl)-1-propanol and the CH₃CN/H₂O solvent system with 9:3:3:5 CH₃CN:H₂O:DMF:THF, then carrying the product forward according to the procedures of steps 5b-5e, the title compound was prepared. MS m/z (M+H)⁺: 877. The (S)-2-amino-3-(4-(benzyloxycarbonylamino)-
35 phenyl)-1-propanol starting material was prepared by the method described in Example 64, except substituting N-BOC-p-CBZ-amino-L-phenylalanine (Bachem) for the BOC-O-benzyl-L-tyrosine thereof. Anal. Calcd. for C₁₇H₂₀N₂O₃: C, 67.18; H, 6.76; N, 9.22; Found: C, 67.37; H, 6.80; N, 9.05. MS m/z (M+H)⁺: 301.

Example 69

Compound of Formula (III):

A=4-thiazolylmethyl, B=D=E=H, R¹=methoxy, R²=hydrogen

5

Following the procedures of Example 5, except replacing the (S)-2-amino-3-phenyl-1-propanol of step 5a with (S)-2-amino-3-(4-thiazolyl)-1-propanol (prepared by reduction of BOC-(4-thiazolyl)-L-alanine, which was prepared according to the procedure of Hsiao, *et al.*, *Synthetic Commun.*, **20**: 3507 (1990) followed by removal of the BOC group by standard methods) and carrying the product forward according to the procedures of steps 5b-5e, the title compound was prepared. MS m/z (M+H)⁺: 735.

10

Example 70Compound of Formula (III): A=4-iodobenzyl, B=D=E=H, R¹=methoxy, R²=hydrogen

15

Following the procedures of Example 5, except replacing the (S)-2-amino-3-phenyl-1-propanol of step 5a with (R)-2-amino-3-(4-iodophenyl)-1-propanol (prepared by reduction of BOC-4-iodo-L-phenylalanine (Bachem) followed by removal of the BOC group by standard methods) and the CH₃CN/H₂O solvent system with 4.5: 1: 5 CH₃CN:H₂O:DMF, then carrying the product forward according to the procedures of steps 5b-5e, the title compound was prepared. MS m/z (M+H)⁺: 854.

20

Example 71

Compound of Formula (III):

A=4-fluorobenzyl, B=D=E=H, R¹=methoxy, R²=hydrogen

25

Following the procedures of Example 5, except replacing the (S)-2-amino-3-phenyl-1-propanol of step 5a with (R)-2-amino-3-(4-fluorophenyl)-1-propanol, and carrying the product forward according to the procedures of steps 5b-5e, the title compound was prepared. MS m/z (M+H)⁺: 776.

30

Step 71a. (R)-2-amino-3-(4-fluorophenyl)-1-propanol

To N-BOC-L-serine (10.25 g, 50 mmole) dissolved in DMF (50 mL) at 0 °C was added NaH (4.1 g, 110 mmole). After gas evolution ceased, 4-fluorobenzyl bromide (55 mmole) was added, and the reaction mixture was stirred for 5 hours at 0 °C. The reaction was quenched with water (10 mL), and the solvents were removed under vacuum at 50 °C. The residue was dissolved in water (200 mL), which was washed with ether. The aqueous phase was acidified with HCl to pH 2, and the solution was extracted with ethyl acetate.

35

The combined organic solution was washed with water and brine, dried over Na₂SO₄, and the solvent removed. The residue was treated according to the procedure of Example 64a to afford the title compound. MS m/z (M+H)⁺: 200.

5

Example 72

Compound of Formula (III):

A=3-fluorobenzyloxy, B=D=E=H, R¹=methoxy, R²=hydrogen

Following the procedures of Example 5, except replacing the (S)-2-amino-3-phenyl-1-propanol of step 5a with (R)-2-amino-3-(3-fluorophenyl)-1-propanol, and carrying the product forward according to the procedures of steps 5b-5e, the title compound was prepared. MS m/z (M+H)⁺: 776. The (R)-2-amino-3-(3-fluorophenyl)-1-propanol was prepared according to Example 71, except substituting 3-fluorobenzyl bromide for the 4-fluorobenzyl bromide. MS m/z (M+H)⁺: 200.

15

Example 73

Compound of Formula (III):

A=2-fluorobenzyloxy, B=D=E=H, R¹=methoxy, R²=hydrogen

Following the procedures of Example 5, except replacing the (S)-2-amino-3-phenyl-1-propanol of step 5a with (R)-2-amino-3-(2-fluorophenyl)-1-propanol, and carrying the product forward according to the procedures of steps 5b-5e, the title compound was prepared. MS m/z (M+H)⁺: 776. The (R)-2-amino-3-(2-fluorophenyl)-1-propanol was prepared according to Example 71, except substituting 2-fluorobenzyl bromide for the 4-fluorobenzyl bromide. MS m/z (M+H)⁺: 200.

25

Example 74

Compound of Formula (III):

A=B=E=H, D=(4-cyanobenzyloxy)methyl, R¹=methoxy, R²=hydrogen

30

Following the procedures of Example 3f-3h, except replacing the 1,2-(R)-diamino-3-phenylpropane of step 3f with (S)-3-(4-cyanobenzyloxy)propane-1,2-diamine, the title compound was prepared. MS m/z (M+H)⁺: 783.

The (S)-3-(4-cyanobenzyloxy)propane-1,2-diamine was prepared as follows:

35

Step 74a. (S)-4-(4-cyanobenzyloxy)methyl-2,2-dimethyl[1,3]dioxolane

Commercially available (S)-alpha,beta-isopropylidene glycerol (2 mL, 16.12 mmole, Fluka) (another name for which is 4-hydroxymethyl-2,2-dimethyl[1,3]dioxolane) was

added via syringe over several minutes to a suspension of sodium hydride (as a 60% mineral oil dispersion 0.73 g, 18.29 mmole) in DMF (30 mL) at ice bath temperature under nitrogen. The mixture was stirred for fifteen minutes during which time additional DMF (5 mL) was added. To this mixture was added a solution of commercially available 4-

5 cyanobenzyl bromide (2.98 g, 15.2 mmole) in DMF (10 mL) dropwise over five minutes followed by warming of the reaction mixture to room temperature. After two hours the reaction mixture was partitioned between ammonium chloride solution and EtOAc. The aqueous phase was extracted 3x with EtOAc and the combined organics dried (MgSO₄) and concentrated in vacuo to give a yellow oil. Pure title compound was isolated by flash

10 chromatography on silica gel (EtOAc-hexane) as a clear oil (3.27 g, 87%) MS DCI, (M+H)⁺ / (M+NH₄)⁺ m/z 248, 265.

Step 74b. (S)-3-(4-cyanobenzoyloxy)propane-1,2-diol

The product from step 74a (3.27 gm, 13.22mmole) was stirred at room temperature

15 in 2/1 (v/v) THF-10% HCl (30 mL) for about two hours. The reaction mixture was partitioned between brine and EtOAc. The organic phase was dried (MgSO₄) and concentrated in vacuo to give the crude product as a clear oil, which was taken directly to the next step. MS DCI, (M+NH₄)⁺ m/z 225.

20 Step 74c. (S)-3-(4-cyanobenzoyloxy)-1,2-bis(methanesulfonyloxy)propane

The product from step 74b (13.2 mmole) was dissolved in pyridine (16 mL) and the solution was chilled in an ice bath. To the cold solution was added methanesulfonyl chloride (2.4 mL, 29 mmole) dropwise via syringe. After one hour the mixture was partitioned

25 between 10% HCl and EtOAc. The aqueous phase was extracted with EtOAc (2x) and the combined organics were dried (Na₂SO₄) and concentrated *in vacuo* to give the product as an oil (4.58 g, 95%), which was taken directly to the next step. MS DCI (M+NH₄)⁺ m/z 381.

Step 74d. (S)-3-(4-cyanobenzoyloxy)-1,2-bis(azido)propane

The product from step 3 (4.58 g, 12.6 mmole) was dissolved in DMF (50 mL) and

30 sodium azide (3.6 g, 55 mmole) was added. The resulting suspension was heated in an oil bath (70-85°C) under nitrogen with stirring, overnight. The reaction mixture was subsequently partitioned between 5% NaHCO₃ and ether. After the addition of NaCl the aqueous phase was extracted with ether(3x) and the combined organics dried (Na₂SO₄) and concentrated to a small volume. Dilution with ethanol (75 mL) was followed by further

35 concentration to remove the ether. The solution was taken directly to the next step.

Step 74e. (S)-3-(4-cyanobenzoyloxy)propane-1,2-diamine

To the solution from step 74d was added 5% Pd/C (0.373 g) and the mixture vacuum degassed (3x) followed by a hydrogen balloon at room temperature. After two hours 0.211 g catalyst was added and the balloon refilled with hydrogen. After a total of
5 three and one half hours the catalyst was removed by filtration and the filtrate concentrated *in vacuo* to give the title compound (2.3 g, 89%). MS DCI (M+H)⁺ m/z 232.

Example 75

Compound of Formula (III): A=B=E=H,
10 D=(4-(t-butyloxycarbonyl)-aminobenzoyloxy)methyl, R¹=methoxy, R²=hydrogen

Following the procedure of Example 74, except substituting (S)-3-(4-(t-butyloxy-carbonyl)aminobenzoyloxy)propane-1,2-diamine for the (S)-3-(4-cyanobenzoyloxy)propane-1,2-diamine thereof, the title compound was prepared. MS m/z (M+H)⁺: 887.

15 The (S)-3-(4-(t-butyloxycarbonyl)aminobenzoyloxy)propane-1,2-diamine was prepared as follows:

Step 75a. (S)-4-(4-aminobenzoyloxy)methyl-2,2-dimethyl[1,3]dioxolane

D-4-(4-cyanobenzoyloxy)methyl-2,2-dimethyl[1,3]dioxolane (15.2mmole, from step
20 74a above) was reduced with Raney nickel in methanolic ammonia. The product was purified by flash chromatography on silica gel (chloroform-methanol-ammonium hydroxide) to give the title compound. MS DCI m/z: 252/269 (M+H)⁺/(M+NH₄)⁺.

Step 75b. (S)-4-(4-(t-butyloxycarbonylamino)-benzoyloxy)methyl-2,2-dimethyl[1,3]dioxolane

Treatment of the compound from step 75a (1.49 g, 5.9 mmole) in dioxane (25 ml) at room temperature with di-t-butyl dicarbonate (1.42 g, 6.52 mmole) gave the title compound after 45 minutes. The product was purified by flash chromatography on silica gel (EtOAc-hexane) to give the title compound as a clear oil (0.94 g, 45%). MS DCI m/z: 369
30 (M+NH₄)⁺.

Step 75c. (S)-3-(4-(t-butyloxycarbonyl)aminobenzoyloxy)propane-1,2-diamine

Following the procedure of Example 74b, except substituting the compound of step 75b for the compound of step 74a, and carrying the product forward as in steps 74c-74e,
35 the title compound was prepared.

Example 76

Compound of Formula (III):

A=B=E=H, D=(4-(dimethylamino)benzyloxy)methyl, R¹=methoxy, R²=hydrogen

5 The compound of Example 74 (0.46 g, 0.58 mmole) was reduced with Raney nickel in methanolic ammonia to convert the cyano group into a free amino group. The product was purified by flash chromatography on silica gel (chloroform-methanol-ammonium hydroxide). MS ESI m/z: 787 (M+H)⁺. The amine was treated with formic acid (16 mL) and 37% formalin solution (8 mL) followed by heating on a steam bath. Over the course of
10 six hours an additional 6 mL of formalin solution was added. The reaction mixture was subsequently diluted with water (50 mL), chilled in an ice bath and made basic by dropwise addition of sodium hydroxide (15.5 g, 0.39 mole) in water (100ml). The mixture was then allowed to warm to room temperature and stir overnight. The crude product was isolated by extraction with chloroform. The combined extracts were dried (Na₂SO₄) and
15 concentrated *in vacuo*. The crude product was a mixture of 2'-OH and 2'-OCH₂OH. Dissolution in methanol followed by heating to reflux for several hours converted all material to the 2'-OH form. Purification by flash chromatography on silica gel (as above) gave the title compound (0.0753 g, 16%). MS APCI m/z: 815 (M+H)⁺.

20

Example 77

Compound of Formula (III):

A=B=E=H, D=(4-pyridyl)methoxymethyl, R¹=methoxy, R²=hydrogen

Following the procedure of Example 74, except substituting (S)-3-(4-pyridylmethoxy)propane-1,2-diamine for the (S)-3-(4-cyanobenzyloxy)propane-1,2-diamine thereof, the title compound was prepared. The (S)-3-(4-pyridylmethoxy)propane-1,2-diamine was prepared according to the procedures of Steps 74a-74e, except substituting 4-pyridylmethyl chloride for the 4-cyanobenzyl bromide of Step 74a. MS
25 APCI m/z: 759 (M+H)⁺.

30

Example 78

Compound of Formula (III):

A=B=E=H, D=(2-chloro)benzyloxymethyl, R¹=methoxy, R²=hydrogen

35

Following the procedure of Example 74, except substituting (S)-3-(2-chlorobenzyloxy)propane-1,2-diamine for the (S)-3-(4-cyanobenzyloxy)propane-1,2-diamine thereof, the title compound was prepared. The (S)-3-(2-chlorobenzyloxy)propane-1,2-diamine was prepared according to the procedures of Steps 74a-74e, except substituting 2-

chlorobenzyl chloride for the 4-cyanobenzyl bromide of Step 74a. MS APCI m/z: 792 (M+H)⁺.

Example 79

5

Compound of Formula (III):

A=B=E=H, D=(4-chloro)benzyloxymethyl, R¹=methoxy, R²=hydrogen

Following the procedure of Example 74, except substituting (S)-3-(4-chlorobenzoyloxy)propane-1,2-diamine for the (S)-3-(4-cyanobenzoyloxy)propane-1,2-diamine thereof, the title compound was prepared. The (S)-3-(4-chlorobenzoyloxy)propane-1,2-diamine was prepared according to the procedures of Steps 74a-74e, except substituting 4-chlorobenzyl chloride for the 4-cyanobenzyl bromide of Step 74a. MS APCI m/z: 792 (M+H)⁺.

15

Example 80

Compound of Formula (III):

A=B=E=H, D=(3-chloro)benzyloxymethyl, R¹=methoxy, R²=hydrogen

Following the procedure of Example 74, except substituting (S)-3-(3-chlorobenzoyloxy)propane-1,2-diamine for the (S)-3-(4-cyanobenzoyloxy)propane-1,2-diamine thereof, the title compound was prepared. The (S)-3-(3-chlorobenzoyloxy)propane-1,2-diamine was prepared according to the procedures of Steps 74a-74e, except substituting 3-chlorobenzyl chloride for the 4-cyanobenzyl bromide of Step 74a. mp. 78-79 °C. MS APCI m/z: 792 (M+H)⁺.

25

Example 81

Compound of Formula (III):

A=B=E=H, D=(2-pyridyl)methoxymethyl, R¹=methoxy, R²=hydrogen

Following the procedure of Example 74, except substituting (S)-3-(2-pyridylmethoxy)propane-1,2-diamine for the (S)-3-(4-cyanobenzoyloxy)propane-1,2-diamine thereof, the title compound was prepared. The (S)-3-(2-pyridylmethoxy)propane-1,2-diamine was prepared according to the procedures of Steps 74a-74e, except substituting 2-pyridylmethyl chloride for the 4-cyanobenzyl bromide of Step 74a. MS APCI m/z: 759 (M+H)⁺.

35

Example 82

Compound of Formula (III):

A=B=E=H, D=(3-pyridyl)methoxymethyl, R¹=methoxy, R²=hydrogen

5 Following the procedure of Example 74, except substituting (S)-3-(3-pyridyl-methoxy)propane-1,2-diamine for the (S)-3-(4-cyanobenzoyloxy)propane-1,2-diamine thereof, the title compound was prepared. The (S)-3-(3-pyridylmethoxy)propane-1,2-diamine was prepared according to the procedures of Steps 74a-74e, except substituting 3-pyridylmethyl chloride for the 4-cyanobenzyl bromide of Step 74a. MS APCI m/z: 759
10 (M+H)⁺.

Example 83

Compound of Formula (III):

A=B=E=H, D=(4-methyl-2-quinolyl)methoxymethyl, R¹=methoxy, R²=hydrogen

15 Following the procedure of Example 74, except substituting (S)-3-((4-methyl-2-quinolyl)methoxy)propane-1,2-diamine for the (S)-3-(4-cyanobenzoyloxy)propane-1,2-diamine thereof, the title compound was prepared. The (S)-3-((4-methyl-2-quinolyl)methoxy)propane-1,2-diamine was prepared according to the procedures of Steps
20 74a-74e, except substituting 4-methyl-2-quinolylmethyl chloride for the 4-cyanobenzyl bromide of Step 74a. MS APCI m/z: 823 (M+H)⁺.

Example 84

Compound of Formula (III):

A=B=E=H, D=(4-(methoxycarbonyl)benzyl)oxymethyl, R¹=methoxy, R²=hydrogen

25 Following the procedure of Example 74, except substituting (S)-3-(4-(methoxycarbonyl)benzoyloxy)propane-1,2-diamine for the (S)-3-(4-cyanobenzoyloxy)propane-1,2-diamine thereof, the title compound was prepared. The (S)-3-(4-(methoxycarbonyl)-
30 benzoyloxy)propane-1,2-diamine was prepared according to the procedures of Steps 74a-74e, except substituting 4-(methoxycarbonyl)benzyl bromide for the 4-cyanobenzyl chloride of Step 74a. MS APCI m/z: 816 (M+H)⁺.

Example 85

Compound of Formula (III):

A=B=E=H, D=(4-quinolyl)methoxymethyl, R¹=methoxy, R²=hydrogen

35 Following the procedure of Example 74, except substituting (S)-3-(4-quinolyl)-methoxy)propane-1,2-diamine for the (S)-3-(4-cyanobenzoyloxy)propane-1,2-diamine

thereof, the title compound was prepared. The (S)-3-(4-quinolyl)methoxy)propane-1,2-diamine was prepared according to the procedures of Steps 74a-74e, except substituting 4-quinolylmethyl chloride for the 4-cyanobenzyl bromide of Step 74a. MS APCI m/z: 809 (M+H)⁺.

5

Example 86

Compound of Formula (III):

A=B=D=H, E=(4-pyridyl)methoxymethyl, R¹=methoxy, R²=hydrogen

10 Following the procedure of Example 74, except substituting (R)-3-(4-pyridyl-methoxy)propane-1,2-diamine for the (S)-3-(4-cyanobenzyloxy)propane-1,2-diamine thereof, the title compound was prepared. The (R)-3-(4-pyridylmethoxy)propane-1,2-diamine was prepared according to the procedures of Steps 74a-74e, except substituting 4-pyridylmethyl chloride for the 4-cyanobenzyl bromide of Step 74a and (R)-alpha,beta-
15 isopropylidene glycerol for the (S)-alpha,beta-isopropylidene glycerol. MS APCI m/z: 759 (M+H)⁺.

Example 87

Compound of Formula (III):

A=B=E=H, D=(2-(N-morpholinyl)ethoxy)methyl, R²=hydrogen

20

Following the procedure of Example 74, except substituting (S)-3-(2-(N-morpholinyl)ethoxy)methoxy)propane-1,2-diamine for the (S)-3-(4-cyanobenzyloxy)-propane-1,2-diamine thereof, the title compound was prepared. The (S)-3-(2-(N-
25 morpholinyl)ethoxy)methoxy)propane-1,2-diamine was prepared according to the procedures of Steps 74a-74e, except substituting 4-(2-chloroethyl)morpholine hydrochloride for the 4-cyanobenzyl bromide of Step 74a. MS APCI m/z: 781 (M+H)⁺.

Example 88

Compound of Formula (III):

A=B=E=H, D=benzyloxymethyl, R¹=methoxy, R²=hydrogen

30

Following the procedure of Example 74, except substituting (S)-3-benzyloxypropane-1,2-diamine for the (S)-3-(4-cyanobenzyloxy)propane-1,2-diamine
35 thereof, the title compound was prepared. The (S)-3-benzyloxypropane-1,2-diamine was prepared according to a modification of the procedure of Step 37a. The boc group was removed by treatment with 1.5 N HCl in glacial acetic acid at room temperature for thirty minutes. The crude product was precipitated with diethyl ether, then partitioned between

aqueous sodium hydroxide and methylene chloride. The organic phase was dried (MgSO₄) and concentrated *in vacuo* to give the title compound as an oil. MS APCI m/z: 758 (M+H)⁺.

5

Example 89

Compound of Formula (III):

A=B=D=H, E=benzyloxymethyl, R¹=methoxy, R²=hydrogen

Following the procedure of Example 74, except substituting (R)-3-benzyloxypropane-1,2-diamine for the (S)-3-(4-cyanobenzyloxy)propane-1,2-diamine thereof, the title compound was prepared. The (R)-3-benzyloxypropane-1,2-diamine was prepared according to a modification of the procedure of Step 37a, except substituting N-Boc-O-benzyl-L-serine. MS APCI m/z: 758 (M+H)⁺.

15

Example 90

Compound of Formula (III):

A=B=E=H, D=(4-methoxy)benzyloxymethyl, R¹=methoxy, R²=hydrogen

Following the procedure of Example 74, except substituting (S)-3-(4-methoxy)benzyloxypropane-1,2-diamine for the (S)-3-(4-cyanobenzyloxy)propane-1,2-diamine thereof, the title compound was prepared. The (S)-3-(4-methoxy)benzyloxypropane-1,2-diamine was prepared according to the procedures of Steps 74a-74e, except substituting 4-methoxybenzyl chloride for the 4-cyanobenzyl bromide of Step 74a. MS APCI m/z: 788 (M+H)⁺.

25

Example 91Compound of Formula (III): A=B=E=H, D=2-phenoxyethyl, R²=hydrogen

Following the procedure of Example 74, except substituting (S)-3-phenoxybutane-1,2-diamine for the (S)-3-(4-cyanobenzyloxy)propane-1,2-diamine thereof, the title compound was prepared. The (S)-3-phenoxyoxybutane-1,2-diamine was prepared according to the procedures of Steps 74b-74e, except substituting 4-phenoxyethyl-2,2-dimethyl[1,3]dioxolane for the 4-hydroxymethyl-2,2-dimethyl[1,3]dioxolane of step 74b. MS APCI m/z: 758 (M+H)⁺.

35

Step 91a. 4-phenoxyethyl-2,2-dimethyl[1,3]dioxolane

To a sample of 4-hydroxyethyl-2,2-dimethyl[1,3]dioxolane (2.88 g, 19.75 mmole, prepared according to Saito, *et al.*, *Tetrahedron*, **48**:4067 (1992)) in methylene chloride (25

mL) was added triethylamine (3.2ml, 22.7mmole). The mixture was cooled in an ice bath and a solution of tosyl chloride (4.14 g, 21.7 mmole) in methylene chloride (25 mL) was added dropwise. On completion the reaction mixture was allowed to slowly warm to room temperature under a nitrogen atmosphere. After five days the reaction mixture was

5 partitioned between chloroform and 5% NaHCO₃. The aqueous phase was extracted with chloroform, and the combined organic layers were dried (Na₂SO₄) and concentrated *in vacuo*. The crude tosylate was purified by flash chromatography on silica gel (EtOAc-hexane) to give a clear oil (1.52 g, 26%) MS DCI m/z: 301/318 (M+H)⁺/(M+NH₄)⁺. The tosylate in DMF (6 mL) was subsequently added dropwise to an ice cold solution of sodium phenoxide (prepared by adding phenol (0.59 g, 6.3 mmole) in DMF (3 mL) to a suspension of sodium hydride (60% mineral oil dispersion, 0.28gm, 7.06 mmole) in DMF (10ml)).

10 After several hours the reaction mixture was partitioned between 5% NaHCO₃ and EtOAc. The aqueous phase was extracted with EtOAc (2x) and the combined organic layers were dried (MgSO₄) and concentrated *in vacuo*. MS DCI m/z: 223/240 (M+H)⁺/(M+NH₄)⁺.

15

Example 92

Compound of Formula (III): A=B=E=H, D=2-(benzyloxy)ethyl, R²=hydrogen

Following the procedure of Example 3f-3h, except substituting the 1,2-(R)-diamino-3-phenylpropane of step 3f with (S)-3-benzyloxybutane-1,2-diamine, the title compound

20 was prepared. MS APCI m/z: 772 (M+H)⁺.

(R)-4-benzyloxybutane-1,2-diamine was prepared according to the procedure of Example 74a, except substituting (S)-4-hydroxyethyl-2,2-dimethyl[1,3]dioxolane for the (S)-alpha,beta-isopropylidenglycerol, and benzyl bromide for 4-cyanobenzyl bromide and

25 carrying the product forward according to steps 74b-74e.

Example 93

Compound of Formula (III):

A=B=E=H, D=(4-methyl-1-piperazinyl)methyl, R¹=methoxy, R²=hydrogen

30

Step 93a. Compound of Formula (III):

A=B=E=H, D=hydroxymethyl, R¹=methoxy, R²=hydrogen

To a solution of the compound of Example 90 (1.88 g, 2.39 mmole) in methylene chloride (75 mL) at room temperature under nitrogen was added a solution of trifluoroacetic acid (2.21 mL, 28.7 mmole) in methylene chloride (10 mL) dropwise over 11 minutes.

35 After four hours the reaction was quenched by the dropwise addition of 5% NaHCO₃ (250 mL). The phases were separated and the organic layer was dried (Na₂SO₄) and concentrated *in vacuo* to give the crude product which was purified by flash chromatography on silica gel

(chloroform-methanol-ammonium hydroxide) to give the title compound (1.04 g, 65%). MS DCI (M+H)⁺ m/z 668.

Step 93b. Compound of Formula (III):

5 A=B=E=H, D=methanesulfonyloxymethyl, R¹=methoxy, R²=hydrogen

To a solution of the compound from step 93 a (0.93 g, 1.40 mmole) in pyridine (6 mL) in an ice bath under nitrogen was added methane sulfonylchloride (0.39 mL, 5.04 mmole) dropwise via syringe. After 45 minutes the reaction mixture was partitioned between chloroform and 5% NaHCO₃. The aqueous phase was extracted with chloroform
10 (4x) and the combined organic layers were washed with water (2x), dried (Na₂SO₄) and concentrated in vacuo. The residue was dissolved in toluene and concentrated *in vacuo* (3x) to give the title compound, which was taken directly to the next step. MS APCI (M+H)⁺ m/z 746.

15 Step 93c. Compound of Formula (III): A=B=E=H,

D=(4-methyl-1-piperazinyl)methyl, R¹=methoxy, R²=hydrogen

To a solution of the compound from step 93b (0.075 g, 0.10 mmole) in acetonitrile (3 mL) was added N-methyl piperazine (0.110 mL, 1.0 mmole, Aldrich) and the mixture heated to reflux under nitrogen overnight. Subsequent concentration *in vacuo* followed by
20 flash chromatography on silica gel (eluting with chloroform-methanol-ammonium hydroxide) gave the title compound (0.0197 g, 26%). MS APCI (M+H)⁺ m/z 750.

Example 94

Compound of Formula (III): A=B=E=H,

25 D=N-methyl-N-benzylaminomethyl, R¹=methoxy, R²=hydrogen

Following the procedure of Example 93c, except replacing the N-methyl piperazine with N-benzylmethylamine, the title compound was prepared. MS APCI (M+H)⁺ m/z 771.

30 Example 95

Compound of Formula (III): A=B=E=H,

D=N-morpholinylmethyl, R¹=methoxy, R²=hydrogen

Following the procedure of Example 93c, except replacing the N-methyl piperazine
35 with morpholine, the title compound was prepared. MS APCI (M+H)⁺ m/z 737.

Example 96

Compound of Formula (III): A=B=E=H,
D=(1-piperidinyl)methyl, R¹=methoxy, R²=hydrogen

5 Following the procedure of Example 93c, except replacing the N-methyl piperazine with piperidine, the title compound was prepared. MS APCI (M+H)⁺ m/z 737.

Example 97

10 Compound of Formula (III): A=B=E=H,
D=(N,N-dimethyl)aminomethyl, R¹=methoxy, R²=hydrogen

Following the procedure of Example 93c, except replacing the N-methyl piperazine with dimethylamine, the title compound was prepared. MS APCI (M+H)⁺ m/z 723.

Example 98

15 Compound of Formula (III): A=B=E=H, D=hydroxymethyl, R¹=methoxy, R²=hydrogen

To a solution of the compound of Example 90 (1.88 g, 2.39 mmole) in methylene chloride (75 mL) at room temperature under nitrogen was added a solution of trifluoroacetic acid (2.21 mL, 28.7 mmole) in methylene chloride (10 mL) dropwise over 11 minutes. After four hours the reaction was quenched by the dropwise addition of 5% NaHCO₃ (250 mL). The phases were separated and the organic layers were dried (Na₂SO₄) and concentrated *in vacuo* to give the crude product which was purified by flash chromatography on silica gel (chloroform-methanol-ammonium hydroxide) to give the title
25 compound (1.04 g, 65%). MS DCI (M+H)⁺ m/z 668.

Example 99

30 Compound of Formula (III): A=B=E=H,
D=(methylthio)methoxymethyl, R¹=methoxy, R²=hydrogen

Following the procedure of Example 74, except substituting (S)-3-((methylthio)methoxy)propane-1,2-diamine for the (S)-3-(4-cyanobenzoyloxy)propane-1,2-diamine thereof, the title compound was prepared. The (S)-3-((methylthio)methoxy)propane-1,2-diamine was prepared according to the procedures of Steps 74a-74e, except substituting
35 chloromethyl methylsulfide for the 4-cyanobenzyl bromide of Step 74a. MS m/z (M+H)⁺: 758.

Example 100

Compound of Formula (III): A=B=E=H,
D=(3,5-dimethoxybenzyloxy)methyl, R¹=methoxy, R²=hydrogen

5 Following the procedure of Example 74, except substituting (S)-3-(3,5-dimethoxybenzyloxy)propane-1,2-diamine for the (S)-3-(4-cyanobenzyloxy)propane-1,2-diamine thereof, the title compound was prepared. The (S)-3-(3,5-dimethoxybenzyloxy)propane-1,2-diamine was prepared according to the procedures of Steps 74a-74e, except substituting 3,5-dimethoxybenzyl bromide for the 4-cyanobenzyl bromide of Step 74a. mp. 64-65 °C.
10 MS m/z (M+H)⁺: 758.

Example 101

Compound of Formula (III): A=B=E=H,
D=(4-fluorobenzyloxy)methyl, R¹=methoxy, R²=hydrogen

15 Following the procedure of Example 74, except substituting (S)-3-(4-fluorobenzyloxy)propane-1,2-diamine for the (S)-3-(4-cyanobenzyloxy)propane-1,2-diamine thereof, the title compound was prepared. The (S)-3-(4-fluorobenzyloxy)propane-1,2-diamine was prepared according to the procedures of Steps 74a-74e, except substituting 4-fluorobenzyl bromide for the 4-cyanobenzyl bromide of Step 74a. mp 107.2-108.5 °C. ¹H
20 NMR (CDCl₃, 500 MHz) d 0.88 (t, 3H), 1.06 (d, 3H), 1.21 (d, 3H), 1.26 (d, 3H), 1.29 (d, 3H), 1.35 (s, 3H), 1.41 (d, 3H), 1.49 (s, 3H), 1.55 (m, 1H), 1.71 (m, 2H), 1.93 (m, 1H), 2.30 (s, 6H), 2.50 (m, 1H), 2.67 (s, 3H), 2.73 (m, 2H), 3.10 (m, 1H), 3.48 (m, 1H), 3.57 (m, 1H), 4.19 (d, 1H), 4.23 (d, 1H), 4.32 (d, 1H), 4.55 (s, 2H), 4.95 (d, 1H),
25 7.02 (m, 2H), 7.34 (m, 2H).

Example 102

Compound of Formula (III): A=B=E=H,
D=(2-fluorobenzyloxy)methyl, R¹=methoxy, R²=hydrogen

30 Following the procedure of Example 74, except substituting (S)-3-(2-fluorobenzyloxy)propane-1,2-diamine for the (S)-3-(4-cyanobenzyloxy)propane-1,2-diamine thereof, the title compound was prepared. The (S)-3-(2-fluorobenzyloxy)propane-1,2-diamine was prepared according to the procedures of Steps 74a-74e, except substituting 2-fluorobenzyl bromide for the 4-cyanobenzyl bromide of Step 74a. mp 106.9-108.8 °C.
35

Example 103

Compound of Formula (III): A=B=E=H,
D=(4-bromobenzyloxy)methyl, R¹=methoxy, R²=hydrogen

5 Following the procedure of Example 74, except substituting (S)-3-(4-bromo-
benzyloxy)propane-1,2-diamine for the (S)-3-(4-cyanobenzyloxy)propane-1,2-diamine
thereof, the title compound was prepared. The (S)-3-(4-bromobenzyloxy)propane-1,2-
diamine was prepared according to the procedures of Steps 74a-74e, except substituting 4-
bromobenzyl bromide for the 4-cyanobenzyl bromide of Step 74a. mp 111.5-112.3 °C.

10

Example 104

Compound of Formula (III): A=B=E=H,
D=(2-bromobenzyloxy)methyl, R¹=methoxy, R²=hydrogen

15 Following the procedure of Example 74, except substituting (S)-3-(2-bromo-
benzyloxy)propane-1,2-diamine for the (S)-3-(4-cyanobenzyloxy)propane-1,2-diamine
thereof, the title compound was prepared. The (S)-3-(2-bromobenzyloxy)propane-1,2-
diamine was prepared according to the procedures of Steps 74a-74e, except substituting 2-
bromobenzyl bromide for the 4-cyanobenzyl bromide of Step 74a. mp 87.0-88.0 °C.

20

Example 105

Compound of Formula (III): A=B=E=H,
D=(3-bromobenzyloxy)methyl, R¹=methoxy, R²=hydrogen

25 Following the procedure of Example 74, except substituting (S)-3-(3-bromo-
benzyloxy)propane-1,2-diamine for the (S)-3-(4-cyanobenzyloxy)propane-1,2-diamine
thereof, the title compound was prepared. The (S)-3-(3-bromobenzyloxy)propane-1,2-
diamine was prepared according to the procedures of Steps 74a-74e, except substituting 3-
bromobenzyl bromide for the 4-cyanobenzyl bromide of Step 74a. mp 104.0-105.0 °C.

30

Example 106

Compound of Formula (III): A=D=H;
B and E taken together is -CH₂CH₂CH₂CH₂-, R¹=methoxy, R²=hydrogen

35 The title compound was obtained from Example 13. The product of that example
was a mixture of compounds (B=E=H and A=D=H), and the title compound of the present
example was obtained by chromatography on silica gel, eluting with 2-5% methanol/
methylene chloride. MS m/z (M+H)⁺: 692.

Example 107

Compound of Formula (III): A=D=H;

B and E taken together is -CH₂CH₂CH₂-, R¹=methoxy, R²=hydrogen

The title compound was obtained from Example 17. The product of that example
5 was a mixture of compounds (B=E=H and A=D=H), and the title compound of the present
example was obtained by chromatography on silica gel, eluting with 2-5% methanol/
methylene chloride. MS m/z (M+H)⁺: 678.

Example 108

Compound of Formula (III): A=D=H;

B and E taken together is -CH₂OCH₂-, R¹=methoxy, R²=hydrogen

The title compound was obtained from Example 18. The product of that example
10 was a mixture of compounds (B=E=H and A=D=H), and the title compound of the present
example was obtained by chromatography on silica gel, eluting with 2-5% methanol/
15 methylene chloride. MS m/z (M+H)⁺: 680.

Example 109

Compound of Formula (III): A=D=H;

B and E taken together is -CH₂-NH-CH₂--, R¹=methoxy, R²=hydrogen

The title compound was obtained from Example 19. The product of that example
20 was a mixture of compounds (B=E=H and A=D=H), and the title compound of the present
example was obtained by chromatography on silica gel, eluting with 2-5% methanol/
methylene chloride. MS m/z (M+H)⁺: 679.

Example 110

Compound of Formula (III): A=D=H;

B and E taken together is -CH₂-N(benzyl)-CH₂--, R¹=methoxy, R²=hydrogen

The title compound was obtained from the compound of Example 109 by treatment
with benzyl bromide according to the procedure of Example 21. MS m/z (M+H)⁺: 769.

Example 111

Compound of Formula (III): A=D=H; B and E taken together is

-CH₂-N(phenyl-CH₂-CH₂-CH₂-)-CH₂-, R¹=methoxy, R²=hydrogen

The title compound was obtained from the compound of Example 109 by treatment
35 with 3-phenylpropyl bromide in the presence of diisopropylethylamine in THF at room
temperature. MS m/z (M+H)⁺: 797.

Example 112

Compound of Formula (III): B=E=H; A and D taken together is
-CH₂-N(phenyl-CH₂-CH₂-CH₂-)-CH₂-, R¹=methoxy, R²=hydrogen

5 The title compound was obtained from the compound of Example 19 by treatment with 3-phenylpropyl bromide in THF at room temperature. MS m/z (M+H)⁺: 797.

Example 113

Compound of Formula (III): B=E=H; A and D taken together is
-CH₂-N(phenyl-CH(CH₃)-)-CH₂-, R¹=methoxy, R²=hydrogen

10 The title compound was obtained from the compound of Example 19 by treatment with 1-phenylethyl bromide in THF at room temperature. MS m/z (M+H)⁺: 783.

Example 114

Compound of Formula (III): B=E=H; A and D
15 taken together is -CH₂-N(CH₃)-CH₂-, R¹=methoxy, R²=hydrogen

The title compound was obtained from the compound of Example 19 by treatment with methyl bromide in THF at room temperature. The resulting mixtures of quaternary salts were treated with thiophenol and sodium carbonate in refluxing acetone to give the title compound. MS m/z (M+H)⁺: 693.

20

Example 115

Compound of Formula (III): B=E=H; A and D
taken together is -CH₂-N(CH₃CH₂-)-CH₂-, R¹=methoxy, R²=hydrogen

25 The title compound was obtained from the compound of Example 19 by treatment with acetaldehyde and acetic acid in the presence of 4 atm of hydrogen and 10% Pd/C in ethanol. MS m/z (M+H)⁺: 707.

Example 116

Compound of Formula (III): B=E=H; A and D
30 taken together is -CH₂-N(allyl)-CH₂-, R¹=methoxy, R²=hydrogen

The title compound was obtained from the compound of Example 19 by treatment with allyl bromide according to the procedure of Example 112. MS m/z (M+H)⁺: 719.

Example 117

Compound of Formula (III): B=E=H; A and D
35 taken together is -CH₂-N(propargyl)-CH₂-, R¹=methoxy, R²=hydrogen

The title compound was obtained from the compound of Example 19 by treatment with propargyl bromide according to the procedure of Example 112. MS m/z (M+H)⁺: 717.

Example 118

Compound of Formula (III): B=E=H; A and D
taken together is -CH₂-N(4-NO₂-phenyl-CH₂-CH₂-)-CH₂-, R¹=methoxy, R²=hydrogen

5 The title compound was obtained from the compound of Example 19 by treatment with 2-(4-nitrophenyl)ethyl bromide in the presence of diisopropylethylamine in methylene chloride at room temperature. MS m/z (M+H)⁺: 828.

Example 119

10 Compound of Formula (III): B=E=H; A and D taken together is
-CH₂-N(2-NO₂-phenyl-CH₂-CH₂-)-CH₂-, R¹=methoxy, R²=hydrogen

The title compound was obtained from the compound of Example 19 by treatment with 2-(2-nitrophenyl)ethyl bromide according to the procedure of Example 118. MS m/z (M+H)⁺: 828.

15

Example 120

Compound of Formula (III): B=E=H; A and D
taken together is -CH₂-N(3-NO₂-phenyl-CH₂-CH₂-)-CH₂-, R¹=methoxy, R²=hydrogen

20 The title compound was obtained from the compound of Example 19 by treatment with 2-(3-nitrophenyl)ethyl bromide according to the procedure of Example 118. MS m/z (M+H)⁺: 828.

Example 121

25 Compound of Formula (III): B=E=H; A and D taken together is
-CH₂-N(4-NH₂-phenyl-CH₂-CH₂-)-CH₂-, R¹=methoxy, R²=hydrogen

The title compound was obtained from the compound of Example 118 by reduction with 1 atm H₂ over 10% Pd/C in methanol. MS m/z (M+H)⁺: 798.

Example 122

30 Compound of Formula (III): B=E=H; A and D taken together is
-CH₂-N(4-NH(acetyl)-phenyl-CH₂-CH₂-)-CH₂-, R¹=methoxy, R²=hydrogen

The title compound was obtained from the compound of Example 121 by treatment with acetic anhydride in methylene chloride, followed by refluxing in methanol. MS m/z (M+H)⁺: 840.

Example 123

Compound of Formula (III): B=E=H; A and D taken together is
-CH₂-N(2-NO₂-benzyl-SO₂-)-CH₂-, R¹=methoxy, R²=hydrogen

5 The title compound was obtained from the compound of Example 19 by treatment
with 2-nitrobenzylsulfonyl chloride according to the procedure of Example 118. MS m/z
(M+H)⁺: 878.

Example 124

10 Compound of Formula (III): B=E=H;
A and D taken together is -CH₂-N(CHO)-CH₂-, R¹=methoxy, R²=hydrogen

The title compound was obtained from the compound of Example 21 by treatment
with 5% formic acid in methanol over 10% Pd/C at room temperature. MS m/z (M+H)⁺:
707.

Example 125

15 Compound of Formula (III): B=E=H; A and D
taken together is -CH₂-N(acetyl)-CH₂-, R¹=methoxy, R²=hydrogen

The title compound was obtained from the compound of Example 19 by treatment
with ethyl acetate at room temperature. MS m/z (M+H)⁺: 721.

20

Example 126

Compound of Formula (III): B=E=H; A and D
taken together is -CH₂-N(2-methoxyethyl)-CH₂-, R¹=methoxy, R²=hydrogen

25 The title compound was obtained from the compound of Example 19 by treatment
with 2-methoxyethyl bromide according to the procedure of Example 111. MS m/z
(M+H)⁺: 737.

Example 127

30 Compound of Formula (III): B=E=H; A and D
taken together is -CH₂-N(2,2-dimethoxyethyl)-CH₂-, R¹=methoxy, R²=hydrogen

The title compound was obtained from the compound of Example 19 by treatment
with 2,2-diethoxyethyl bromide according to the procedure of Example 111. MS m/z
(M+H)⁺: 767.

Example 128

Compound of Formula (III): B=E=H; A and D
taken together is -CH₂-N(2-phenoxyethyl)-CH₂-, R¹=methoxy, R²=hydrogen

The title compound was obtained from the compound of Example 19 by treatment
5 with 2-phenoxyethyl bromide according to the procedure of Example 118. MS m/z
(M+H)⁺: 799.

Example 129

Compound of Formula (III): B=E=H; A and D
10 taken together is -CH₂-N(2-(dimethylamino)ethyl)-CH₂-, R¹=methoxy, R²=hydrogen

The title compound was obtained from the compound of Example 19 by treatment
with 1,2-dibromoethane according to the procedure of Example 111, followed by treatment
with dimethylamine at room temperature. MS m/z (M+H)⁺: 750.

Example 130

Compound of Formula (III): B=E=H; A and D taken together is
15 -CH₂-N(2-(ethoxycarbonyl)ethyl)-CH₂-, R¹=methoxy, R²=hydrogen

The title compound was obtained from the compound of Example 19 by treatment
with methyl acrylate in THF at room temperature. MS m/z (M+H)⁺: 799.

20

Example 131

Compound of Formula (III):
B=D=E=H, A=N-benzylaminomethyl, R¹=methoxy, R²=hydrogen

The title compound was prepared by treatment of the compound of Example 63 with
25 methanesulfonyl chloride (2 equivalents) and triethylamine in methylene chloride at 0 °C for
2 hours. The resulting compound was then treated with benzylamine in acetonitrile at 140
°C. MS m/z (M+H)⁺: 757.

Example 132

Compound of Formula (III):
30 B=D=E=H, A=N-benzyl-N-methylaminomethyl, R¹=methoxy, R²=hydrogen

The title compound was prepared from the intermediate methanesulfonyl compound
of Example 131 by treatment with N-benzyl-N-methylamine in acetonitrile at 140 °C. MS
m/z (M+H)⁺: 771.

Example 133

Compound of Formula (III): D=E=H,
A=N-benzyl-N-methylaminomethyl, B=phenylthiomethyl, R¹=methoxy, R²=hydrogen

5 The title compound was prepared from the compound of Example 21 by treatment with methyl bromide (3 equivalents) in THF at room temperature followed by treatment with phenylthiol and sodium carbonate in refluxing acetone. The mixture of products was separated by chromatography on silica gel. MS m/z (M+H)⁺: 893.

Example 134

10 Compound of Formula (III):
D=E=H, A=N-benzyl-N-methylaminomethyl, B=methyl, R¹=methoxy, R²=hydrogen

The title compound was prepared from the compound of Example 133 by treatment with excess Raney nickel in ethanol at room temperature for 24 hours. MS m/z (M+H)⁺: 785.

15

Example 135

Compound of Formula (III):
D=E=H, A=dimethylaminomethyl, B=phenylthiomethyl, R¹=methoxy, R²=hydrogen

20 The title compound was prepared from the compound of Example 19 by treatment with methyl bromide (2 equivalents), followed by treatment with phenylthiol and sodium carbonate in refluxing acetone. The mixture of products was separated by chromatography on silica gel. MS m/z (M+H)⁺: 817.

Example 136

25 Compound of Formula (III):
D=E=H, A=dimethylaminomethyl, B=methyl, R¹=methoxy, R²=hydrogen

The title compound was prepared from the compound of Example 135 by treatment with excess Raney nickel in ethanol at room temperature for 30 minutes. MS m/z (M+H)⁺: 709.

30

Example 137

Compound of Formula (III):
B=D=E=H, A=(4-quinolyl)carboxymethyl, R¹=methoxy, R²=hydrogen

35 The title compound was prepared from the compound of Example 63 (Compound of Formula (III): A=hydroxymethyl, B=D=E=H, R¹=methoxy, R²=hydrogen) by esterification at room temperature in methylene chloride with quinoline-4-carboxylic acid in the presence of dicyclohexylcarbodiimide and dimethylaminopyridine, followed isolation and treatment of the intermediate with refluxing methanol for 24 hours. MS m/z (M+H)⁺: 823.

Example 138

Compound of Formula (III):

B=D=E=H, A=(4-pyridyl)carboxymethyl, R¹=methoxy, R²=hydrogen

5 The title compound was prepared from the compound of Example 63 (Compound of Formula (III): A=hydroxymethyl, B=D=E=H, R¹=methoxy, R²=hydrogen) by esterification at room temperature in methylene chloride with picolylic acid in the presence of dicyclohexylcarbodiimide and dimethylaminopyridine, followed isolation and treatment of the intermediate with refluxing methanol for 24 hours. MS m/z (M+H)⁺: 773.

10

Example 139

Compound of Formula (III):

B=D=E=H, A=benzoyloxymethyl, R¹=methoxy, R²=hydrogen

15 The title compound was prepared from the compound of Example 63 (Compound of Formula (III): A=hydroxymethyl, B=D=E=H, R¹=methoxy, R²=hydrogen) by esterification at room temperature in methylene chloride with benzoic acid in the presence of dicyclohexylcarbodiimide and dimethylaminopyridine, followed isolation and treatment of the intermediate with refluxing methanol for 24 hours. MS m/z (M+H)⁺: 772.

20

Example 140

Compound of Formula (III):

B=D=E=H, 4-nitrobenzoyloxymethyl, R¹=methoxy, R²=hydrogen

25 The title compound was prepared from the compound of Example 63 (Compound of Formula (III): A=hydroxymethyl, B=D=E=H, R¹=methoxy, R²=hydrogen) by esterification at room temperature in methylene chloride with 4-nitrobenzoic acid in the presence of dicyclohexylcarbodiimide and dimethylaminopyridine, followed isolation and treatment of the intermediate with refluxing methanol for 24 hours. MS m/z (M+H)⁺: 817.

30

Example 141

Compound of Formula (III):

B=D=E=H, 4-chlorobenzoyloxymethyl, R¹=methoxy, R²=hydrogen

35 The title compound was prepared from the compound of Example 63 (Compound of Formula (III): A=hydroxymethyl, B=D=E=H, R¹=methoxy, R²=hydrogen) by esterification at room temperature in methylene chloride with 4-chlorobenzoic acid in the presence of dicyclohexylcarbodiimide and dimethylaminopyridine, followed isolation and treatment of the intermediate with refluxing methanol for 24 hours. MS m/z (M+H)⁺: 806.

Example 142

Compound of Formula (III):

B=D=E=H, A=(2-quinolyl)carboxymethyl, R¹=methoxy, R²=hydrogen

The title compound was prepared from the compound of Example 63 (Compound of Formula (III): A=hydroxymethyl, B=D=E=H, R¹=methoxy, R²=hydrogen) by esterification at room temperature in methylene chloride with quinoline-2-carboxylic acid in the presence of dicyclohexylcarbodiimide and dimethylaminopyridine, followed isolation and treatment of the intermediate with refluxing methanol for 24 hours. MS m/z (M+H)⁺: 823.

Example 143

Compound of Formula (III):

B=D=E=H, A=(1-methyl-2-indolyl)carboxymethyl, R¹=methoxy, R²=hydrogen

The title compound was prepared from the compound of Example 63 (Compound of Formula (III): A=hydroxymethyl, B=D=E=H, R¹=methoxy, R²=hydrogen) by esterification at room temperature in methylene chloride with 1-methyl-2-indolecarboxylic acid in the presence of dicyclohexylcarbodiimide and dimethylaminopyridine, followed isolation and treatment of the intermediate with refluxing methanol for 24 hours. MS m/z (M+H)⁺: 825.

Example 144

Compound of Formula (III):

B=D=E=H, (4-indolyl)carboxymethyl, R¹=methoxy, R²=hydrogen

The title compound was prepared from the compound of Example 63 (Compound of Formula (III): A=hydroxymethyl, B=D=E=H, R¹=methoxy, R²=hydrogen) by esterification at room temperature in methylene chloride with 4-indolecarboxylic acid in the presence of dicyclohexylcarbodiimide and dimethylaminopyridine, followed isolation and treatment of the intermediate with refluxing methanol for 24 hours. MS m/z (M+H)⁺: 811.

Example 145

Compound of Formula (III):

B=D=E=H, (2-indolyl)carboxymethyl, R¹=methoxy, R²=hydrogen

The title compound is prepared from the compound of Example 63 (Compound of Formula (III): A=hydroxymethyl, B=D=E=H, R¹=methoxy, R²=hydrogen) by esterification at room temperature in methylene chloride with 2-indolecarboxylic acid in the presence of dicyclohexylcarbodiimide and dimethylaminopyridine, followed by isolation and treatment of the intermediate with refluxing methanol for 24 hours.

Example 146

Compound of Formula (III):

B=D=H, A=E=benzyloxymethyl, R¹=methoxy, R²=hydrogen

5 The title compound was prepared from the compound of Example 57 by treatment with hydrogen over 10% Pd/C in the presence of sodium bicarbonate in ethanol at room temperature. MS m/z (M+H)⁺: 878.

Example 147

Compound of Formula (III):

A=E=H, B=D=(4-chloro)benzyloxymethyl, R¹=methoxy, R²=hydrogen

10

147a. (S,S)-(+)-1,4- bis-O-(4-chlorobenzyl)-2,3-butanediamine

15 Following the procedure of Example 10 steps a-c, replacing the meso-2,3-butanediol thereof with (S,S)-(+)-1,4- bis-O-(4-chlorobenzyl)-threitol (Aldrich) the title compound was obtained.

147b. Compound of Formula (III):

A=E=H, B=D=(4-chloro)benzyloxymethyl, R¹=methoxy, R²=hydrogen

20 Following the procedures of Example 10 steps d-f, replacing the meso-2,3-butanediamine of step 10d with the diamine from step 147a, the title compound was prepared. MS m/z (M+H)⁺: 946.

Example 148

Compound of Formula (III):

B=E=H, A=D=(4-chloro)benzyloxymethyl, R¹=methoxy, R²=hydrogen

25

148a. (S,R)-(+)-1,4- bis-O-(4-chlorobenzyl)-2,3-butanediamine

30 Following the procedure of Example 10 steps a-c, replacing the meso-2,3-butanediol thereof with meso-1,4- bis-O-(4-chlorobenzyl)-threitol (Aldrich) the title compound was obtained.

148b. Compound of Formula (III):

B=E=H, A=D=(4-chloro)benzyloxymethyl, R¹=methoxy, R²=hydrogen

35 Following the procedures of Example 10 steps d-f, replacing the meso-2,3-butanediamine of step 10d with the diamine from step 148a, the title compound was prepared. MS m/z (M+H)⁺: 946.

Example 149*In Vitro* Assay of Antibacterial Activity

Representative compounds of the present invention were assayed *in vitro* for
5 antibacterial activity as follows: Twelve petri dishes containing successive aqueous
dilutions of the test compound mixed with 10 mL of sterilized Brain Heart Infusion (BHI)
agar (Difco 0418-01-5) were prepared. Each plate was inoculated with 1:100 (or 1:10 for
slow-growing strains, such as *Micrococcus* and *Streptococcus*) dilutions of up to 32
different microorganisms, using a Steers replicator block. The inoculated plates were
10 incubated at 35-37 °C for 20 to 24 hours. In addition, a control plate, using BHI agar
containing no test compound, was prepared and incubated at the beginning and end of each
test.

An additional plate containing a compound having known susceptibility patterns for
the organisms being tested and belonging to the same antibiotic class as the test compound
15 was also prepared and incubated as a further control, as well as to provide test-to-test
comparability. Erythromycin A was used for this purpose.

After incubation, each plate was visually inspected. The minimum inhibitory
concentration (MIC) was defined as the lowest concentration of drug yielding no growth, a
slight haze, or sparsely isolated colonies on the inoculum spot as compared to the growth
20 control. The results of this assay, shown below in Table 1 demonstrate the antibacterial
activity of the compounds of the invention.

In a separate assay representative compounds of the invention were assayed *in vitro*
for antibacterial activity against the *H. Influenza* Dill AMP R strain, according to the
protocol described above. The results of this assay, shown below in Table 2 demonstrate
25 the antibacterial activity of the compounds of the invention against the *H. Influenza* Dill
AMP R organism.

Table 1
Antibacterial Activity (MIC's) of Selected Compounds

MICROORGANISM	Ery A (Ref. std)	Cmpd of Ex 1	Cmpd of Ex 3	Cmpd of Ex 4	Cmpd of Ex 5	Cmpd of Ex 6	Cmpd of Ex 7
STAPHYLOCOCCUS AUREUS ATCC 6538P	0.2	6.2	0.39	0.2	0.2	0.1	3.1
STAPHYLOCOCCUS AUREUS A5177	6.2	6.2	0.39	0.2	na	0.05	na
STAPHYLOCOCCUS AUREUS A-5278	>100	>100	>100	>100	>100	>100	100
STAPHYLOCOCCUS AUREUS CMX 642A	0.39	6.2	0.39	0.78	0.2	0.1	3.1
STAPHYLOCOCCUS AUREUS NCTC10649M	0.2	6.2	0.39	0.78	0.2	0.1	3.1
STAPHYLOCOCCUS AUREUS CMX 553	0.2	6.2	0.39	0.78	0.2	0.2	3.1
STAPHYLOCOCCUS AUREUS 1775	>100	>100	>100	>100	>100	>100	100
STAPHYLOCOCCUS EPIDERMIDIS 3519	0.39	12.5	0.39	0.78	0.2	0.1	1.56
ENTEROCOCCUS FAECIUM ATCC 8043	0.05	0.78	0.05	0.1	0.05	0.1	0.39
STREPTOCOCCUS BOVIS A-5169	0.05	0.39	0.02	0.02	0.01	0.01	0.2
STREPTOCOCCUS AGALACTIAE CMX 508	0.05	0.39	0.01	0.005	0.02	0.02	0.2
STREPTOCOCCUS PYOGENES EES61	0.05	0.39	0.01	0.05	0.02	0.02	0.2
STREPTOCOCCUS PYOGENES 930	>100	>100	100	>100	>100	>100	50
STREPTOCOCCUS PYOGENES PIU 2548	6.2	0.78	na	na	0.39	0.39	1.56
MICROCOCCLUS LUTEUS ATCC 9341	0.02	0.39	0.1	0.1	0.05	0.02	0.39
MICROCOCCLUS LUTEUS ATCC 4698	0.2	0.39	0.39	0.39	0.2	0.1	1.56
ESCHERICHIA COLI JUHL	100	na	>100	>100	12.5	12.5	>100
ESCHERICHIA COLI SS	0.2	na	na	na	0.39	0.02	3.1
ESCHERICHIA COLI DC-2	>100	0.78	>100	100	12.5	12.5	>100
ESCHERICHIA COLI H560	25	50	>100	25	3.1	3.1	>100
ESCHERICHIA COLI KNK 437	50	25	>100	>100	6.2	6.2	>100
ENTEROBACTER AEROGES ATCC 13048	100	>100	>100	>100	50	12.5	>100
KLEBSIELLA PNEUMONIAE ATCC 8045	100	>100	>100	>100	50	12.5	>100
PROVIDENCIA STUARTII CMX 640	>100	100	>100	>100	>100	100	>100
PSEUDOMONAS AERUGINOSA BMH10	>100	>100	>100	>100	50	50	>100
PSEUDOMONAS AERUGINOSA 5007	>100	>100	>100	>100	>100	100	>100
PSEUDOMONAS AERUGINOSA K799/WT	50	>100	>100	>100	50	25	>100
PSEUDOMONAS AERUGINOSA K799/61	0.78	>100	3.1	1.56	0.78	0.39	6.2
PSEUDOMONAS CEPACIA 2961	>100	12.5	>100	>100	25	50	>100
ACINETOBACTER CALCOACETICUS CMX 669	6.2	>100	>100	25	12.5	12.5	50
PSEUDOMONAS AERUGINOSA DPHD-5263	>100	50	>100	>100	>100	12.5	>100
PSEUDOMONAS AERUGINOSA DPHD-2862	>100	>100	>100	>100	>100	100	>100
CANDIDA ALBICANS CCH 442	>100	>100	>100	100	>100	>100	>100
MYCOBACTERIUM SMEGMATIS ATCC 114	0.02	3.1	>100	na	0.2	na	1.56

Table 1
Antibacterial Activity (MIC's) of Selected Compounds

MICROORGANISM	Cmpd of Ex 8	Cmpd of Ex 9	Cmpd of Ex 10	Cmpd of Ex 11	Cmpd of Ex 13	Cmpd of Ex 14	Cmpd of Ex 16
STAPHYLOCOCCUS AUREUS ATCC 6538P	0.78	0.39	0.39	0.39	0.78	0.1	0.2
STAPHYLOCOCCUS AUREUS A5177	0.78	0.39	na	0.39	0.78	6.2	0.39
STAPHYLOCOCCUS AUREUS A-5278	>100	>100	>100	>100	>100	>100	>100
STAPHYLOCOCCUS AUREUS CMX 642A	0.78	0.39	0.39	0.39	0.78	0.2	0.2
STAPHYLOCOCCUS AUREUS NCTC10649M	0.78	0.2	0.39	0.39	0.78	0.2	0.2
STAPHYLOCOCCUS AUREUS CMX 553	0.78	0.39	0.39	0.39	0.78	0.1	0.39
STAPHYLOCOCCUS AUREUS 1775	>100	>100	>100	>100	>100	>100	>100
STAPHYLOCOCCUS EPIDERMIDIS 3519	0.78	0.39	0.39	0.39	0.78	0.2	0.2
ENTEROCOCCUS FAECIUM ATCC 8043	0.78	0.05	na	0.1	0.1	0.05	0.2
STREPTOCOCCUS BOVIS A-5169	0.1	na	0.05	0.01	-	<-0.005	0.02
STREPTOCOCCUS AGALACTIAE CMX 508	0.1	0.01	na	0.05	0.02	0.01	0.05
STREPTOCOCCUS PYOGENES EES61	0.1	0.01	na	0.005	0.02	<-0.005	0.01
STREPTOCOCCUS PYOGENES 930	>100	>100	>100	>100	>100	-	>100
STREPTOCOCCUS PYOGENES PIU 2548	0.78	0.39	0.39	0.39	0.2	1.56	-
MICROCOCCUS LUTEUS ATCC 9341	1.56	0.1	0.1	0.2	0.2	0.78	0.02
MICROCOCCUS LUTEUS ATCC 4698	1.56	0.39	0.2	0.39	0.78	0.78	0.2
ESCHERICHIA COLI JUHL	100	na	25	25	50	50	12.5
ESCHERICHIA COLI SS	0.78	na	0.2	0.39	0.39	0.39	0.1
ESCHERICHIA COLI DC-2	50	25	25	25	100	50	12.5
ESCHERICHIA COLI H560	25	25	25	6.2	50	50	6.2
ESCHERICHIA COLI KNK 437	100	100	na	25	100	100	12.5
ENTEROBACTER AEROGES ATCC 13048	100	25	50	25	100	100	12.5
KLEBSIELLA PNEUMONIAE ATCC 8045	100	25	na	12.5	100	25	12.5
PROVIDENCIA STUARTII CMX 640	>100	>100	>100	>100	>100	>100	>100
PSEUDOMONAS AERUGINOSA BMH10	100	100	>100	>100	>100	100	50
PSEUDOMONAS AERUGINOSA 5007	>100	>100	>100	>100	>100	>100	>100
PSEUDOMONAS AERUGINOSA K799/WT	100	100	na	>100	>100	100	100
PSEUDOMONAS AERUGINOSA K799/61	na	6.2	na	na	3.1	3.1	0.39
PSEUDOMONAS CEPACIA 2961	>100	>100	100	>100	>100	-	>100
ACINETOBACTER CALCOACETICUS CMX 669	25	12.5	25	6.2	>100	12.5	12.5
PSEUDOMONAS AERUGINOSA DPHD-5263	>100	>100	>100	>100	>100	>100	>100
PSEUDOMONAS AERUGINOSA DPHD-2862	>100	>100	>100	>100	>100	>100	>100
CANDIDA ALBICANS CCH 442	>100	>100	>100	>100	3.1	>100	>100
MYCOBACTERIUM SMEGMATIS ATCC 114	6.2	3.1	6.2	6.2	0.39	3.1	1.56

Table 1
Antibacterial Activity (MIC's) of Selected Compounds

MICROORGANISM	Cmpd of Ex 17	Cmpd of Ex 18	Cmpd of Ex 19	Cmpd of Ex 20	Cmpd of Ex 21	Cmpd of Ex 23	Cmpd of Ex 24
STAPHYLOCOCCUS AUREUS ATCC 6538P	0.78	0.39	0.39	1.56	0.78	0.2	0.78
STAPHYLOCOCCUS AUREUS A5177	0.78	0.78	0.39	0.78	0.78	0.2	0.78
STAPHYLOCOCCUS AUREUS A-5278	>100	>100	>100	>100	>100	>100	>100
STAPHYLOCOCCUS AUREUS CMX 642A	0.78	0.78	0.39	1.56	6.2	0.2	0.78
STAPHYLOCOCCUS AUREUS NCTC10649M	0.78	0.78	0.39	1.56	0.78	0.2	0.78
STAPHYLOCOCCUS AUREUS CMX 553	0.78	0.78	0.39	1.56	0.78	0.2	0.78
STAPHYLOCOCCUS AUREUS 1775	>100	>100	>100	>100	>100	>100	>100
STAPHYLOCOCCUS EPIDERMIDIS 3519	0.78	0.78	0.39	0.78	0.78	0.78	0.78
ENTEROCOCCUS FAECIUM ATCC 8043	0.2	0.1	0.05	0.39	0.2	0.05	0.2
STREPTOCOCCUS BOVIS A-5169	0.02	0.05	0.005	0.1	0.05	<=0.005	0.05
STREPTOCOCCUS AGALACTIAE CMX 508	0.05	0.05	0.05	0.1	0.05	<=0.005	0.2
STREPTOCOCCUS PYOGENES EES61	0.05	0.05	0.05	0.005	0.01	<=0.005	0.05
STREPTOCOCCUS PYOGENES 930	>100	>100	>100	>100	100	>100	100
STREPTOCOCCUS PYOGENES PIU 2548	0.39	0.39	0.78	0.78	0.39	0.78	0.78
MICROCOCUS LUTEUS ATCC 9341	0.1	0.05	0.1	0.39	0.78	0.05	0.2
MICROCOCUS LUTEUS ATCC 4698	0.78	0.78	0.2	0.78	3.1	0.2	0.78
ESCHERICHIA COLI JUHL	>100	-	12.5	>100	>100	50	>100
ESCHERICHIA COLI SS	0.78	0.78	0.2	3.1	1.56	0.05	6.2
ESCHERICHIA COLI DC-2	>100	>100	6.2	>100	100	12.5	>100
ESCHERICHIA COLI H560	100	>100	3.1	100	50	6.2	>100
ESCHERICHIA COLI KNK 437	>100	>100	6.2	>100	>100	25	>100
ENTEROBACTER AEROGENES ATCC 13048	>100	>100	12.5	>100	>100	100	>100
KLEBSIELLA PNEUMONIAE ATCC 8045	>100	>100	12.5	>100	>100	100	>100
PROVIDENCIA STUARTII CMX 640	>100	>100	>100	>100	>100	>100	>100
PSEUDOMONAS AERUGINOSA BMH10	>100	>100	50	>100	100	>100	>100
PSEUDOMONAS AERUGINOSA 5007	>100	>100	>100	>100	>100	>100	>100
PSEUDOMONAS AERUGINOSA K799/WT	>100	>100	>100	>100	>100	100	>100
PSEUDOMONAS AERUGINOSA K799/61	12.5	6.2	0.39	6.2	3.1	0.2	6.2
PSEUDOMONAS CEPACIA 2961	>100	>100	>100	>100	>100	100	>100
ACINETOBACTER CALCOACETICUS CMX 669	100	>100	6.2	100	50	6.2	>100
PSEUDOMONAS AERUGINOSA DPHD-5263	>100	>100	>100	>100	>100	>100	>100
PSEUDOMONAS AERUGINOSA DPHD-2862	>100	>100	>100	>100	>100	>100	>100
CANDIDA ALBICANS CCH 442	>100	>100	>100	>100	>100	>100	>100
MYCOBACTERIUM SMEGMATIS ATCC 114	12.5	3.1	3.1	3.1	-	0.39	1.56

Table 1
Antibacterial Activity (MIC's) of Selected Compounds

MICROORGANISM	Cmpd of Ex 25	Cmpd of Ex 35	Cmpd of Ex 36	Cmpd of Ex 37	Cmpd of Ex 39	Cmpd of Ex 40	Cmpd of Ex 41
STAPHYLOCOCCUS AUREUS ATCC 6538P	0.78	0.39	0.2	0.1	0.78	0.78	0.05
STAPHYLOCOCCUS AUREUS A5177	0.78	-	-	0.1	0.39	0.78	0.05
STAPHYLOCOCCUS AUREUS A-5278	>100	>100	>100	>100	>100	>100	>100
STAPHYLOCOCCUS AUREUS CMX 642A	0.78	0.78	0.2	0.1	0.78	0.78	0.05
STAPHYLOCOCCUS AUREUS NCTC10649M	0.39	0.78	0.2	0.1	0.39	0.78	0.05
STAPHYLOCOCCUS AUREUS CMX 553	0.78	-	-	0.1	0.39	0.78	0.05
STAPHYLOCOCCUS AUREUS 1775	>100	>100	>100	>100	>100	>100	>100
STAPHYLOCOCCUS EPIDERMIDIS 3519	0.78	0.39	0.2	0.1	0.78	0.39	-
ENTEROCOCCUS FAECIUM ATCC 8043	0.1	0.2	0.2	0.05	0.1	0.05	0.02
STREPTOCOCCUS BOVIS A-5169	0.1	0.01	0.01	<=0.005	0.01	0.02	<=0.005
STREPTOCOCCUS AGALACTIAE CMX 508	0.1	0.02	0.05	0.02	0.05	0.05	0.02
STREPTOCOCCUS PYOGENES EES61	0.05	-	-	<=0.005	0.01	0.02	0.01
STREPTOCOCCUS PYOGENES 930	>100	50	50	100	100	100	>100
STREPTOCOCCUS PYOGENES PIU 2548	0.78	0.39	0.39	0.39	0.2	0.2	0.2
MICROCOCCLUS LUTEUS ATCC 9341	0.1	0.2	0.05	0.01	0.1	0.05	0.01
MICROCOCCLUS LUTEUS ATCC 4698	0.39	-	-	0.2	0.2	0.39	0.1
ESCHERICHIA COLI JUHL	>100	>100	50	50	100	>100	6.2
ESCHERICHIA COLI SS	0.78	-	-	0.39	0.39	0.78	0.2
ESCHERICHIA COLI DC-2	>100	-	-	25	100	100	3.1
ESCHERICHIA COLI H560	100	50	25	25	25	25	1.56
ESCHERICHIA COLI KNK 437	>100	100	12.5	25	100	>100	6.2
ENTEROBACTER AEROGES ATCC 13048	>100	100	25	50	>100	>100	12.5
KLEBSIELLA PNEUMONIAE ATCC 8045	>100	>100	50	50	>100	>100	25
PROVIDENCIA STUARTII CMX 640	>100	>100	100	>100	>100	>100	50
PSEUDOMONAS AERUGINOSA BMH10	>100	>100	50	50	50	>100	50
PSEUDOMONAS AERUGINOSA 5007	>100	>100	100	>100	>100	>100	50
PSEUDOMONAS AERUGINOSA K799/WT	100	>100	50	>100	100	>100	12.5
PSEUDOMONAS AERUGINOSA K799/61	0.78	3.1	1.56	0.78	1.56	0.78	0.2
PSEUDOMONAS CEPACIA 2961	>100	100	50	100	100	>100	12.5
ACINETOBACTER CALCOACETICUS CMX 669	100	50	50	25	50	50	6.2
PSEUDOMONAS AERUGINOSA DPHD-5263	>100	>100	50	>100	>100	>100	12.5
PSEUDOMONAS AERUGINOSA DPHD-2862	>100	>100	50	>100	>100	>100	50
CANDIDA ALBICANS CCH 442	>100	>100	100	>100	>100	>100	>100
MYCOBACTERIUM SMEGMATIS ATCC 114	3.1	0.39	0.39	0.39	0.39	0.39	0.2

Table 1
Antibacterial Activity (MIC's) of Selected Compounds

MICROORGANISM	Cmpd of Ex 52	Cmpd of Ex 58	Cmpd of Ex 62	Cmpd of Ex 63	Cmpd of Ex 64	Cmpd of Ex 65	Cmpd of Ex 66
STAPHYLOCOCCUS AUREUS ATCC 6538P	0.78	0.78	0.2	0.78	0.39	0.39	0.1
STAPHYLOCOCCUS AUREUS A5177	0.78	0.78	0.2	0.78	0.2	0.39	0.1
STAPHYLOCOCCUS AUREUS A-5278	>100	>100	>100	>100	50	>100	>100
STAPHYLOCOCCUS AUREUS CMX 642A	0.78	0.78	0.2	1.56	0.39	0.39	0.2
STAPHYLOCOCCUS AUREUS NCTC10649M	0.78	0.78	0.2	0.78	0.2	0.39	0.1
STAPHYLOCOCCUS AUREUS CMX 553	0.78	0.78	0.2	1.56	0.2	0.39	0.2
STAPHYLOCOCCUS AUREUS 1775	>100	>100	>100	>100	50	>100	>100
STAPHYLOCOCCUS EPIDERMIDIS 3519	0.78	0.78	0.2	0.78	0.39	0.39	0.2
ENTEROCOCCUS FAECIUM ATCC 8043	0.2	0.2	0.1	0.2	0.2	0.1	0.02
STREPTOCOCCUS BOVIS A-5169	0.05	0.01	0.1	0.05	0.1	0.01	0.01
STREPTOCOCCUS AGALACTIAE CMX 508	0.05	0.02	0.1	0.2	0.1	0.02	0.01
STREPTOCOCCUS PYOGENES EES61	0.05	0.01	0.1	0.1	0.05	0.02	0.01
STREPTOCOCCUS PYOGENES 930	>100	>100	>100	>100	25	>100	>100
STREPTOCOCCUS PYOGENES PIU 2548	1.56	0.39	0.2	-	0.78	1.56	0.39
MICROCOCCLUS LUTEUS ATCC 9341	0.1	0.1	0.01	0.2	0.1	0.05	0.02
MICROCOCCLUS LUTEUS ATCC 4698	0.39	0.39	0.02	0.78	0.78	0.39	0.2
ESCHERICHIA COLI JUHL	100	>100	12.5	-	-	50	25
ESCHERICHIA COLI SS	0.39	0.39	0.2	0.78	6.2	0.39	0.39
ESCHERICHIA COLI DC-2	100	>100	50	>100	>100	50	12.5
ESCHERICHIA COLI H560	50	50	100	50	>100	50	12.5
ESCHERICHIA COLI KNK 437	100	>100	100	>100	>100	100	25
ENTEROBACTER AERUGINES ATCC 13048	>100	>100	25	>100	>100	>100	>100
KLEBSIELLA PNEUMONIAE ATCC 8045	>100	>100	25	>100	>100	>100	>100
PROVIDENCIA STUARTII CMX 640	>100	>100	>100	>100	>100	>100	>100
PSEUDOMONAS AERUGINOSA BMH10	>100	>100	100	>100	>100	>100	100
PSEUDOMONAS AERUGINOSA 5007	>100	>100	100	>100	>100	>100	>100
PSEUDOMONAS AERUGINOSA K799/WT	>100	>100	25	>100	>100	>100	100
PSEUDOMONAS AERUGINOSA K799/61	1.56	3.1	0.2	1.56	12.5	0.78	0.39
PSEUDOMONAS CEPACIA 2961	>100	>100	12.5	>100	>100	100	100
ACINETOBACTER CALCOACETICUS CMX 669	50	>100	12.5	100	>100	100	25
PSEUDOMONAS AERUGINOSA DPHD-5263	>100	>100	50	>100	>100	>100	100
PSEUDOMONAS AERUGINOSA DPHD-2862	>100	>100	100	>100	>100	>100	>100
CANDIDA ALBICANS CCH 442	>100	>100	>100	>100	50	>100	>100
MYCOBACTERIUM SMEGMATIS ATCC 114	12.5	3.1	0.1	6.2	1.56	6.2	0.39

Table 1
Antibacterial Activity (MIC's) of Selected Compounds

MICROORGANISM	Cmpd of Ex 68	Cmpd of Ex 69	Cmpd of Ex 70	Cmpd of Ex 71	Cmpd of Ex 72	Cmpd of Ex 73
STAPHYLOCOCCUS AUREUS ATCC 6538P	0.2	0.2	0.1	0.1	0.1	0.1
STAPHYLOCOCCUS AUREUS A5177	0.2	0.2	0.1	0.1	0.1	0.1
STAPHYLOCOCCUS AUREUS A-5278	>100	>100	100	>100	>100	>100
STAPHYLOCOCCUS AUREUS CMX 642A	0.2	0.39	0.2	0.1	0.1	0.1
STAPHYLOCOCCUS AUREUS NCTC10649M	0.2	0.2	0.2	0.1	0.1	0.1
STAPHYLOCOCCUS AUREUS CMX 553	0.2	0.2	0.2	0.1	0.1	0.1
STAPHYLOCOCCUS AUREUS 1775	>100	>100	100	>100	>100	>100
STAPHYLOCOCCUS EPIDERMIDIS 3519	0.39	0.2	0.2	0.1	0.2	0.1
ENTEROCOCCUS FAECIUM ATCC 8043	0.2	0.1	0.1	0.05	0.05	0.05
STREPTOCOCCUS BOVIS A-5169	0.05	0.01	0.01	0.02	<=0.005	0.01
STREPTOCOCCUS AGALACTIAE CMX 508	0.05	0.02	0.05	0.01	0.01	<=0.005
STREPTOCOCCUS PYOGENES EES61	0.1	0.02	0.02	0.01	0.01	<=0.005
STREPTOCOCCUS PYOGENES 930	50	>100	50	25	50	100
STREPTOCOCCUS PYOGENES PIU 2548	0.78	0.39	0.39	0.39	0.39	0.39
MICROCOCCUS LUTEUS ATCC 9341	0.1	0.05	0.1	0.01	<=0.005	0.01
MICROCOCCUS LUTEUS ATCC 4698	0.39	0.2	0.2	0.1	0.2	0.1
ESCHERICHIA COLI JUHL	-	100	100	25	50	50
ESCHERICHIA COLI SS	1.56	0.39	1.56	0.39	0.39	0.2
ESCHERICHIA COLI DC-2	100	50	50	12.5	25	25
ESCHERICHIA COLI H560	50	50	50	12.5	12.5	12.5
ESCHERICHIA COLI KNK 437	>100	>100	>100	25	50	50
ENTEROBACTER AEROGENES ATCC 13048	>100	>100	>100	50	50	100
KLEBSIELLA PNEUMONIAE ATCC 8045	>100	>100	100	50	50	100
PROVIDENCIA STUARTII CMX 640	>100	>100	>100	100	>100	>100
PSEUDOMONAS AERUGINOSA BMH10	>100	>100	100	50	50	100
PSEUDOMONAS AERUGINOSA 5007	>100	>100	100	100	100	>100
PSEUDOMONAS AERUGINOSA K799/WT	>100	>100	>100	100	50	>100
PSEUDOMONAS AERUGINOSA K799/61	3.1	0.78	0.78	0.78	0.39	0.39
PSEUDOMONAS CEPACIA 2961	>100	>100	50	25	50	25
ACINETOBACTER CALCOACETICUS CMX 669	100	25	50	12.5	25	50
PSEUDOMONAS AERUGINOSA DPHD-5263	>100	>100	100	>100	>100	100
PSEUDOMONAS AERUGINOSA DPHD-2862	>100	>100	100	100	>100	100
CANDIDA ALBICANS CCH 442	>100	>100	100	>100	>100	>100
MYCOBACTERIUM SMEGMATIS ATCC 114	3.1	3.1	0.2	0.2	0.39	0.39

Table 1
Antibacterial Activity (MICs) of Selected Compounds

MICROORGANISM	Cmpd of Ex 74	Cmpd of Ex 75	Cmpd of Ex 76	Cmpd of Ex 77	Cmpd of Ex 78	Cmpd of Ex 79	Cmpd of Ex 80
STAPHYLOCOCCUS AUREUS ATCC 6538P	0.2	0.78	0.39	0.39	0.39	0.39	0.39
STAPHYLOCOCCUS AUREUS A5177	0.1	0.78	0.39	0.2	-	-	-
STAPHYLOCOCCUS AUREUS A-5278	>100	>100	>100	>100	100	100	100
STAPHYLOCOCCUS AUREUS CMX 642A	0.2	0.78	0.39	0.39	0.78	0.39	0.39
STAPHYLOCOCCUS AUREUS NCTC10649M	0.1	0.78	0.2	0.39	0.39	0.39	0.39
STAPHYLOCOCCUS AUREUS CMX 553	0.1	0.78	0.39	0.39	0.78	0.39	0.39
STAPHYLOCOCCUS AUREUS 1775	>100	>100	>100	>100	100	100	100
STAPHYLOCOCCUS EPIDERMIDIS 3519	0.2	0.78	0.39	0.39	0.39	0.39	0.39
ENTEROCOCCUS FAECIUM ATCC 8043	0.02	0.39	0.1	0.05	0.05	0.1	0.05
STREPTOCOCCUS BOVIS A-5169	<=0.005	0.05	0.01	<=0.005	<=0.005	0.01	<=0.005
STREPTOCOCCUS AGALACTIAE CMX 508	0.02	0.39	0.1	0.01	<=0.005	<=0.005	<=0.005
STREPTOCOCCUS PYOGENES EES61	<=0.005	0.1	0.1	<=0.005	<=0.005	0.01	<=0.005
STREPTOCOCCUS PYOGENES 930	>100	>100	>100	>100	25	50	50
STREPTOCOCCUS PYOGENES PIU 2548	-	1.56	0.39	-	0.2	0.39	0.2
MICROCOCCLUS LUTEUS ATCC 9341	0.02	0.39	0.2	0.05	0.02	0.05	0.05
MICROCOCCLUS LUTEUS ATCC 4698	0.39	3.1	0.39	0.39	0.39	0.39	0.2
ESCHERICHIA COLI JUHL	>100	>100	>100	>100	>100	>100	>100
ESCHERICHIA COLI SS	0.39	12.5	0.39	0.39	1.56	1.56	1.56
ESCHERICHIA COLI DC-2	100	>100	>100	100	>100	>100	>100
ESCHERICHIA COLI H560	100	>100	50	50	>100	>100	>100
ESCHERICHIA COLI KNK 437	>100	>100	>100	>100	>100	>100	>100
ENTEROBACTER AEROGENES ATCC 13048	>100	>100	>100	>100	>100	>100	>100
KLEBSIELLA PNEUMONIAE ATCC 8045	>100	>100	>100	>100	>100	>100	>100
PROVIDENCIA STUARTII CMX 640	>100	>100	>100	>100	>100	>100	>100
PSEUDOMONAS AERUGINOSA BMH10	>100	>100	>100	>100	>100	>100	>100
PSEUDOMONAS AERUGINOSA 5007	>100	>100	>100	>100	>100	>100	>100
PSEUDOMONAS AERUGINOSA K799/WT	100	>100	>100	>100	>100	>100	>100
PSEUDOMONAS AERUGINOSA K799/61	3.1	6.2	1.56	1.56	3.1	3.1	3.1
PSEUDOMONAS CEPACIA 2961	50	>100	>100	>100	>100	100	100
ACINETOBACTER CALCOACETICUS CMX 669	50	>100	25	25	100	100	100
PSEUDOMONAS AERUGINOSA DPHD-5263	>100	>100	>100	>100	>100	>100	>100
PSEUDOMONAS AERUGINOSA DPHD-2862	>100	>100	>100	>100	>100	>100	>100
CANDIDA ALBICANS CCH 442	>100	>100	>100	>100	100	100	100
MYCOBACTERIUM SMEGMATIS ATCC 114	0.39	3.1	6.2	0.78	0.78	0.78	1.56

Table 1
Antibacterial Activity (MIC's) of Selected Compounds

MICROORGANISM	Cmpd of Ex 81	Cmpd of Ex 82	Cmpd of Ex 83	Cmpd of Ex 84	Cmpd of Ex 85	Cmpd of Ex 86	Cmpd of Ex 87
STAPHYLOCOCCUS AUREUS ATCC 6538P	0.39	0.39	0.2	0.2	0.2	0.39	1.56
STAPHYLOCOCCUS AUREUS A5177	0.39	0.39	0.2	0.2	0.2	0.2	1.56
STAPHYLOCOCCUS AUREUS A-5278	>100	>100	>100	>100	>100	>100	>100
STAPHYLOCOCCUS AUREUS CMX 642A	0.39	0.39	0.2	0.2	0.2	0.39	1.56
STAPHYLOCOCCUS AUREUS NCTC10649M	0.39	0.39	0.2	0.2	0.39	0.39	1.56
STAPHYLOCOCCUS AUREUS CMX 553	0.39	0.39	0.2	0.2	0.2	0.39	1.56
STAPHYLOCOCCUS AUREUS 1775	>100	>100	>100	>100	>100	>100	>100
STAPHYLOCOCCUS EPIDERMIDIS 3519	0.39	0.39	0.39	0.39	0.2	0.39	1.56
ENTEROCOCCUS FAECIUM ATCC 8043	0.05	0.05	0.05	0.05	0.02	0.05	0.39
STREPTOCOCCUS BOVIS A-5169	0.05	0.05	0.02	<=0.005	0.01	<=0.005	0.05
STREPTOCOCCUS AGALACTIAE CMX 508	0.05	0.05	0.01	0.02	0.02	0.01	0.2
STREPTOCOCCUS PYOGENES EES61	0.05	0.05	0.01	0.02	<=0.005	<0.005	0.2
STREPTOCOCCUS PYOGENES 930	>100	>100	100	100	100	>100	>100
STREPTOCOCCUS PYOGENES PIU 2548	0.39	0.39	0.39	0.2	0.1	-	3.1
MICROCOCCUS LUTEUS ATCC 9341	0.05	0.05	0.05	0.1	0.02	0.05	0.1
MICROCOCCUS LUTEUS ATCC 4698	0.39	0.39	0.39	0.39	0.78	0.39	1.56
ESCHERICHIA COLI JUHL	>100	>100	>100	>100	>100	>100	>100
ESCHERICHIA COLI SS	1.56	0.78	1.56	1.56	0.78	0.39	1.56
ESCHERICHIA COLI DC-2	>100	>100	>100	>100	>100	100	>100
ESCHERICHIA COLI H560	50	>100	>100	>100	>100	50	>100
ESCHERICHIA COLI KNK 437	>100	>100	>100	>100	>100	>100	>100
ENTEROBACTER AEROGONES ATCC 13048	>100	>100	>100	>100	>100	>100	>100
KLEBSIELLA PNEUMONIAE ATCC 8045	-	-	>100	>100	>100	>100	>100
PROVIDENCIA STUARTII CMX 640	>100	>100	>100	>100	>100	>100	>100
PSEUDOMONAS AERUGINOSA BMH10	>100	>100	>100	>100	>100	>100	>100
PSEUDOMONAS AERUGINOSA 5007	>100	>100	>100	>100	>100	>100	>100
PSEUDOMONAS AERUGINOSA K799/WT	>100	>100	>100	>100	>100	>100	>100
PSEUDOMONAS AERUGINOSA K799/61	>100	>100	>100	>100	>100	100	>100
PSEUDOMONAS CEPACIA 2961	3.1	3.1	6.2	3.1	3.1	1.56	3.1
ACINETOBACTER CALCOACETICUS CMX 669	>100	>100	50	>100	100	>100	>100
PSEUDOMONAS AERUGINOSA DPHD-5263	100	>100	100	>100	100	25	>100
PSEUDOMONAS AERUGINOSA DPHD-2862	>100	>100	>100	>100	>100	>100	>100
CANDIDA ALBICANS CCH 442	>100	>100	>100	>100	>100	>100	>100
MYCOBACTERIUM SMEGMATIS ATCC 114	3.1	3.1	0.39	0.78	3.1	0.78	12.5

Table 1
Antibacterial Activity (MIC's) of Selected Compounds

MICROORGANISM	Cmpd of Ex 88	Cmpd of Ex 89	Cmpd of Ex 90	Cmpd of Ex 91	Cmpd of Ex 92	Cmpd of Ex 93	Cmpd of Ex 94
STAPHYLOCOCCUS AUREUS ATCC 6538P	0.39	0.39	0.39	0.78	0.39	0.78	0.78
STAPHYLOCOCCUS AUREUS A5177	0.2	0.39	0.39	0.78	0.2	0.78	0.78
STAPHYLOCOCCUS AUREUS A-5278	>100	>100	>100	>100	>100	>100	>100
STAPHYLOCOCCUS AUREUS CMX 642A	0.39	0.39	0.39	0.78	0.39	0.78	0.78
STAPHYLOCOCCUS AUREUS NCTC10649M	0.2	0.39	0.78	0.78	0.39	0.78	0.78
STAPHYLOCOCCUS AUREUS CMX 553	0.2	0.39	0.39	0.78	0.39	0.78	0.78
STAPHYLOCOCCUS AUREUS 1775	>100	>100	>100	>100	>100	>100	>100
STAPHYLOCOCCUS EPIDERMIDIS 3519	0.39	0.39	0.39	0.78	0.39	0.78	0.78
ENTEROCOCCUS FAECIUM ATCC 8043	0.2	0.1	0.02	0.1	0.1	0.39	0.2
STREPTOCOCCUS BOVIS A-5169	0.02	0.01	-	0.01	0.05	0.02	0.01
STREPTOCOCCUS AGALACTIAE CMX 508	0.05	0.01	0.02	0.05	0.05	0.1	0.02
STREPTOCOCCUS PYOGENES EES61	<=0.005	0.02	<=0.005	0.05	0.05	0.02	0.01
STREPTOCOCCUS PYOGENES 930	-	100	-	100	100	>100	>100
STREPTOCOCCUS PYOGENES PIU 2548	-	0.2	0.78	0.39	0.39	3.1	0.39
MICROCOCCUS LUTEUS ATCC 9341	0.1	0.05	0.1	0.1	0.05	0.1	0.1
MICROCOCCUS LUTEUS ATCC 4698	0.2	0.39	0.78	0.39	0.39	0.78	0.39
ESCHERICHIA COLI JUHL	>100	100	>100	>100	>100	>100	>100
ESCHERICHIA COLI SS	1.56	0.39	0.78	3.1	1.56	0.78	0.39
ESCHERICHIA COLI DC-2	>100	100	>100	>100	>100	>100	>100
ESCHERICHIA COLI H560	100	25	50	>100	>100	100	50
ESCHERICHIA COLI KNK 437	>100	100	>100	>100	>100	>100	>100
ENTEROBACTER AEROGENES ATCC 13048	>100	>100	>100	>100	>100	>100	>100
KLEBSIELLA PNEUMONIAE ATCC 8045	>100	>100	>100	>100	>100	>100	>100
PROVIDENCIA STUARTII CMX 640	>100	>100	>100	>100	>100	>100	>100
PSEUDOMONAS AERUGINOSA BMH10	>100	>100	>100	>100	>100	>100	>100
PSEUDOMONAS AERUGINOSA 5007	>100	>100	>100	>100	>100	>100	>100
PSEUDOMONAS AERUGINOSA K799/WT	>100	>100	>100	>100	>100	>100	>100
PSEUDOMONAS AERUGINOSA K799/61	6.2	1.56	6.2	12.5	6.2	3.1	3.1
PSEUDOMONAS CEPACIA 2961	100	25	>100	>100	>100	>100	>100
ACINETOBACTER CALCOACETICUS CMX 669	100	25	100	>100	>100	50	>100
PSEUDOMONAS AERUGINOSA DPHD-5263	>100	100	>100	>100	>100	>100	>100
PSEUDOMONAS AERUGINOSA DPHD-2862	>100	>100	>100	>100	>100	>100	>100
CANDIDA ALBICANS CCH 442	>100	>100	>100	>100	>100	>100	>100
MYCOBACTERIUM SMEGMATIS ATCC 114	0.39	0.78	0.78	1.56	1.56	12.5	3.1

Table 1
Antibacterial Activity (MICs) of Selected Compounds

MICROORGANISM	Cmpd of Ex 95	Cmpd of Ex 96	Cmpd of Ex 97	Cmpd of Ex 98	Cmpd of Ex 99	Cmpd of Ex 100	Cmpd of Ex 101
STAPHYLOCOCCUS AUREUS ATCC 6538P	0.39	0.2	0.2	0.78	0.39	0.1	0.05
STAPHYLOCOCCUS AUREUS A5177	0.39	0.2	0.2	0.78	0.39	0.1	0.05
STAPHYLOCOCCUS AUREUS A-5278	>100	>100	>100	>100	>100	>100	>100
STAPHYLOCOCCUS AUREUS CMX 642A	0.39	0.39	0.2	0.78	0.39	0.2	0.1
STAPHYLOCOCCUS AUREUS NCTC10649M	0.39	0.39	0.78	0.78	0.39	0.05	0.05
STAPHYLOCOCCUS AUREUS CMX 553	0.39	0.39	0.39	0.78	0.39	0.1	0.05
STAPHYLOCOCCUS AUREUS 1775	>100	>100	>100	>100	>100	>100	>100
STAPHYLOCOCCUS EPIDERMIDIS 3519	0.39	0.39	0.39	0.78	0.39	0.2	0.1
ENTEROCOCCUS FAECIUM ATCC 8043	0.2	0.1	0.1	0.2	0.1	0.01	<=0.005
STREPTOCOCCUS BOVIS A-5169	0.02	0.01	0.01	0.05	0.05	0.01	<=0.005
STREPTOCOCCUS AGALACTIAE CMX 508	0.1	0.05	0.02	0.05	0.05	0.01	<=0.005
STREPTOCOCCUS PYOGENES EES61	0.05	0.02	0.02	0.05	0.05	0.01	<=0.005
STREPTOCOCCUS PYOGENES 930	>100	>100	>100	>100	>100	100	>100
STREPTOCOCCUS PYOGENES PIU 2548	0.39	0.39	0.2	1.56	0.39	0.2	0.05
MICROCOCCUS LUTEUS ATCC 9341	0.1	0.02	0.05	0.1	0.1	<0.005	<=0.005
MICROCOCCUS LUTEUS ATCC 4698	0.39	0.39	0.78	0.39	0.39	0.1	0.02
ESCHERICHIA COLI JUHL	100	25	50	100	>100	>100	>100
ESCHERICHIA COLI SS	0.39	0.39	0.39	0.39	0.78	1.56	0.2
ESCHERICHIA COLI DC-2	>100	25	50	100	>100	>100	>100
ESCHERICHIA COLI H560	50	12.5	25	50	>100	50	100
ESCHERICHIA COLI KNK 437	>100	50	50	100	>100	>100	>100
ENTEROBACTER AEROGENES ATCC 13048	>100	100	100	>100	>100	>100	>100
KLEBSIELLA PNEUMONIAE ATCC 8045	>100	100	100	>100	>100	>100	>100
PROVIDENCIA STUARTII CMX 640	>100	>100	>100	>100	>100	>100	>100
PSEUDOMONAS AERUGINOSA BMH10	>100	100	>100	>100	>100	>100	>100
PSEUDOMONAS AERUGINOSA 5007	>100	>100	>100	>100	>100	>100	>100
PSEUDOMONAS AERUGINOSA K799/WT	>100	>100	>100	>100	>100	>100	>100
PSEUDOMONAS AERUGINOSA K799/61	1.56	0.78	0.78	1.56	6.2	1.56	1.56
PSEUDOMONAS CEPACIA 2961	>100	>100	>100	>100	>100	100	100
ACINETOBACTER CALCOACETICUS CMX 669	25	12.5	25	50	100	100	100
PSEUDOMONAS AERUGINOSA DPHD-5263	>100	>100	>100	>100	>100	>100	>100
PSEUDOMONAS AERUGINOSA DPHD-2862	>100	>100	>100	>100	>100	>100	>100
CANDIDA ALBICANS CCH 442	>100	>100	>100	>100	>100	>100	>100
MYCOBACTERIUM SMEGMATIS ATCC 114	3.1	3.1	12.5	12.5	3.1	0.78	0.39

Table 1
Antibacterial Activity (MIC's) of Selected Compounds

MICROORGANISM	Cmpd of Ex 102	Cmpd of Ex 103	Cmpd of Ex 104	Cmpd of Ex 105
STAPHYLOCOCCUS AUREUS ATCC 6538P	0.2	0.05	0.05	0.05
STAPHYLOCOCCUS AUREUS A5177	0.1	0.05	0.05	0.05
STAPHYLOCOCCUS AUREUS A-5278	>100	100	100	100
STAPHYLOCOCCUS AUREUS CMX 642A	0.2	0.05	0.05	0.05
STAPHYLOCOCCUS AUREUS NCTC10649M	0.1	0.05	0.05	0.02
STAPHYLOCOCCUS AUREUS CMX 553	0.1	0.05	0.05	0.05
STAPHYLOCOCCUS AUREUS 1775	>100	100	100	100
STAPHYLOCOCCUS EPIDERMIDIS 3519	0.2	0.05	0.05	0.05
ENTEROCOCCUS FAECIUM ATCC 8043	0.01	<=0.005	0.01	<=0.005
STREPTOCOCCUS BOVIS A-5169	0.01	<=0.005	0.01	<=0.005
STREPTOCOCCUS AGALACTIAE CMX 508	0.01	<=0.005	0.01	<=0.005
STREPTOCOCCUS PYOGENES EES61	0.01	<=0.005	0.01	<=0.005
STREPTOCOCCUS PYOGENES 930	>100	25	25	25
STREPTOCOCCUS PYOGENES PIU 2548	0.2	0.05	0.05	0.05
MICROCOCCUS LUTEUS ATCC 9341	<=0.005	<=0.005	0.02	<=0.005
MICROCOCCUS LUTEUS ATCC 4698	0.02	<=0.005	0.1	0.01
ESCHERICHIA COLI JUHL	100	100	100	100
ESCHERICHIA COLI SS	0.39	0.39	0.78	0.39
ESCHERICHIA COLI DC-2	>100	100	100	100
ESCHERICHIA COLI H560	50	100	50	50
ESCHERICHIA COLI KNK 437	>100	>100	>100	>100
ENTEROBACTER AEROGES ATCC 13048	>100	>100	>100	>100
KLEBSIELLA PNEUMONIAE ATCC 8045	>100	>100	>100	>100
PROVIDENCIA STUARTII CMX 640	>100	>100	>100	>100
PSEUDOMONAS AERUGINOSA BMH10	>100	>100	>100	>100
PSEUDOMONAS AERUGINOSA 5007	>100	>100	>100	>100
PSEUDOMONAS AERUGINOSA K799/WT	>100	>100	>100	>100
PSEUDOMONAS AERUGINOSA K799/61	3.1	0.78	3.1	1.56
PSEUDOMONAS CEPACIA 2961	50	50	100	100
ACINETOBACTER CALCOACETICUS CMX 669	50	50	100	100
PSEUDOMONAS AERUGINOSA DPHD-5263	>100	>100	>100	>100
PSEUDOMONAS AERUGINOSA DPHD-2862	>100	>100	>100	>100
CANDIDA ALBICANS CCH 442	>100	50	100	100
MYCOBACTERIUM SMEGMATIS ATCC 114	0.01	0.2	0.39	0.78

Table 1
Antibacterial Activity (MIC's) of Selected Compounds

MICROORGANISM	Cmpd of Ex 106	Cmpd of Ex 107	Cmpd of Ex 108	Cmpd of Ex 109	Cmpd of Ex 110	Cmpd of Ex 111	Cmpd of Ex 112
STAPHYLOCOCCUS AUREUS ATCC 6538P	0.2	0.78	0.39	0.39		0.2	0.39
STAPHYLOCOCCUS AUREUS A5177	0.2	0.78	0.39	0.39	0.2	0.2	0.39
STAPHYLOCOCCUS AUREUS A-5278	>100	>100	>100	>100	>100	>100	>100
STAPHYLOCOCCUS AUREUS CMX 642A	0.39	0.78	0.78	0.39	0.39	0.39	0.78
STAPHYLOCOCCUS AUREUS NCTC10649M	0.2	0.78	0.78	0.39	0.2	0.2	0.78
STAPHYLOCOCCUS AUREUS CMX 553	0.2	0.78	0.78	0.78	0.2	0.2	0.78
STAPHYLOCOCCUS AUREUS 1775	>100	>100	>100	>100	>100	>100	>100
STAPHYLOCOCCUS EPIDERMIDIS 3519	0.2	0.78	1.56	0.39	0.2	-	0.78
ENTEROCOCCUS FAECIUM ATCC 8043	0.05	0.1	0.2	0.1	0.05	0.1	0.1
STREPTOCOCCUS BOVIS A-5169	<=0.005	0.01	0.02	0.05	0.02	0.01	<=0.005
STREPTOCOCCUS AGALACTIAE CMX 508	0.02	0.02	0.1	0.1	0.02	0.05	0.02
STREPTOCOCCUS PYOGENES EES61	<=0.005	0.02	0.1	0.05	0.005	0.02	0.02
STREPTOCOCCUS PYOGENES 930	>100	>100	>100	>100	50	50	>100
STREPTOCOCCUS PYOGENES PIU 2548	-	0.39	0.39	0.78	0.2	0.39	0.2
MICROCOCCUS LUTEUS ATCC 9341	0.05	0.05	0.1	0.05	0.05	0.05	0.1
MICROCOCCUS LUTEUS ATCC 4698	0.39	0.39	0.78	0.2	0.78	0.39	0.2
ESCHERICHIA COLI JUHL	25	>100	-	25	50	100	100
ESCHERICHIA COLI SS	0.39	0.39	0.78	0.2	0.2	0.39	0.39
ESCHERICHIA COLI DC-2	25	>100	>100	12.5	25	100	>100
ESCHERICHIA COLI H560	12.5	50	>100	6.2	12.5	50	50
ESCHERICHIA COLI KNK 437	25	>100	>100	25	50	>100	100
ENTEROBACTER AEROGENES ATCC 13048	50	>100	>100	25	>100	>100	100
KLEBSIELLA PNEUMONIAE ATCC 8045	100	>100	>100	25	>100	>100	100
PROVIDENCIA STUARTII CMX 640	>100	>100	>100	>100	>100	>100	>100
PSEUDOMONAS AERUGINOSA BMH10	100	>100	>100	50	50	>100	100
PSEUDOMONAS AERUGINOSA 5007	>100	>100	>100	>100	>100	100	>100
PSEUDOMONAS AERUGINOSA K799/WT	100	>100	>100	>100	>100	1.56	>100
PSEUDOMONAS AERUGINOSA K799/61	0.78	6.2	6.2	0.39	1.56	50	0.78
PSEUDOMONAS CEPACIA 2961	100	>100	>100	>100	50	25	100
ACINETOBACTER CALCOACETICUS CMX 669	12.5	50	100	25	25	>100	50
PSEUDOMONAS AERUGINOSA DPHD-5263	100	>100	>100	>100	>100	>100	>100
PSEUDOMONAS AERUGINOSA DPHD-2862	>100	>100	>100	>100	>100	>100	>100
CANDIDA ALBICANS CCH 442	>100	>100	>100	>100	>100	0.39	>100
MYCOBACTERIUM SMEGMATIS ATCC 114	3.1	1.56	12.5	3.1	-	-	0.39

Table 1
Antibacterial Activity (MIC's) of Selected Compounds

MICROORGANISM	Cmpd of Ex 113	Cmpd of Ex 114	Cmpd of Ex 115	Cmpd of Ex 116	Cmpd of Ex 117	Cmpd of Ex 118	Cmpd of Ex 119
STAPHYLOCOCCUS AUREUS ATCC 6538P	0.78	1.56	1.56	0.78	0.78	0.39	0.39
STAPHYLOCOCCUS AUREUS A5177	0.39	0.78	-	0.78	0.78	0.2	0.39
STAPHYLOCOCCUS AUREUS A-5278	>100	>100	>100	>100	>100	>100	>100
STAPHYLOCOCCUS AUREUS CMX 642A	0.78	1.56	1.56	0.78	0.78	0.39	0.39
STAPHYLOCOCCUS AUREUS NCTC10649M	0.78	1.56	0.78	0.39	0.78	0.39	0.2
STAPHYLOCOCCUS AUREUS CMX 553	0.78	1.56	1.56	0.78	0.78	0.39	0.2
STAPHYLOCOCCUS AUREUS 1775	>100	>100	>100	>100	>100	>100	>100
STAPHYLOCOCCUS EPIDERMIDIS 3519	1.56	1.56	1.56	0.78	1.56	0.39	0.39
ENTEROCOCCUS FAECIUM ATCC 8043	0.2	0.2	0.1	0.2	0.2	0.2	0.1
STREPTOCOCCUS BOVIS A-5169	0.01	0.02	<=0.005	<=0.005	0.05	<=0.005	0.02
STREPTOCOCCUS AGALACTIAE CMX 508	0.2	0.1	0.05	0.05	0.05	0.02	0.02
STREPTOCOCCUS PYOGENES EES61	0.05	0.05	0.05	-	-	0.05	0.02
STREPTOCOCCUS PYOGENES 930	>100	>100	>100	>100	>100	>100	>100
STREPTOCOCCUS PYOGENES PIU 2548	0.39	1.56	0.78	0.78	0.78	0.78	0.78
MICROCOCCLUS LUTEUS ATCC 9341	0.1	0.1	0.1	0.2	0.2	0.05	0.05
MICROCOCCLUS LUTEUS ATCC 4698	0.78	1.56	0.39	0.39	0.39	0.2	0.39
ESCHERICHIA COLI JUHL	>100	100	>100	50	>100	100	100
ESCHERICHIA COLI SS	1.56	0.78	0.39	0.39	1.56	0.78	0.78
ESCHERICHIA COLI DC-2	>100	100	50	100	>100	>100	>100
ESCHERICHIA COLI H560	50	50	12.5	50	50	100	>100
ESCHERICHIA COLI KNK 437	>100	100	25	>100	>100	>100	>100
ENTEROBACTER AEROGENES ATCC 13048	>100	100	50	>100	>100	>100	>100
KLEBSIELLA PNEUMONIAE ATCC 8045	>100	>100	50	>100	>100	>100	>100
PROVIDENCIA STUARTII CMX 640	>100	>100	50	>100	>100	>100	>100
PSEUDOMONAS AERUGINOSA BMH10	>100	>100	>100	100	>100	>100	>100
PSEUDOMONAS AERUGINOSA 5007	>100	>100	>100	>100	>100	>100	>100
PSEUDOMONAS AERUGINOSA K799/WT	>100	>100	>100	>100	>100	>100	>100
PSEUDOMONAS AERUGINOSA K799/61	3.1	6.2	0.78	3.1	3.1	0.78	0.78
PSEUDOMONAS CEPACIA 2961	>100	>100	>100	>100	>100	>100	>100
ACINETOBACTER CALCOACETICUS CMX 669	50	25	25	50	>100	50	100
PSEUDOMONAS AERUGINOSA DPHD-5263	>100	>100	>100	>100	>100	>100	>100
PSEUDOMONAS AERUGINOSA DPHD-2862	>100	>100	>100	>100	>100	>100	>100
CANDIDA ALBICANS CCH 442	>100	>100	>100	>100	>100	>100	>100
MYCOBACTERIUM SMEGMATIS ATCC 114	1.56	6.2	12.5	1.56	3.1	0.78	0.78

Table 1
Antibacterial Activity (MIC's) of Selected Compounds

MICROORGANISM	Cmpd of Ex 120	Cmpd of Ex 121	Cmpd of Ex 122	Cmpd of Ex 123	Cmpd of Ex 124	Cmpd of Ex 125	Cmpd of Ex 126
STAPHYLOCOCCUS AUREUS ATCC 6538P	0.2	0.78	0.39	1.56	0.78	12.5	1.56
STAPHYLOCOCCUS AUREUS A5177	0.2	0.78	0.39	1.56	1.56	6.2	1.56
STAPHYLOCOCCUS AUREUS A-5278	>100	>100	>100	>100	>100	>100	>100
STAPHYLOCOCCUS AUREUS CMX 642A	0.2	0.78	0.78	3.1	0.78	12.5	1.56
STAPHYLOCOCCUS AUREUS NCTC10649M	0.2	0.78	0.78	3.1	0.78	6.2	1.56
STAPHYLOCOCCUS AUREUS CMX 553	0.2	0.78	0.78	3.1	0.78	6.2	1.56
STAPHYLOCOCCUS AUREUS 1775	>100	>100	>100	>100	>100	>100	>100
STAPHYLOCOCCUS EPIDERMIDIS 3519	0.39	0.78	0.78	3.1	3.1	6.2	1.56
ENTEROCOCCUS FAECIUM ATCC 8043	0.05	0.05	0.78	0.39	0.2	1.56	0.2
STREPTOCOCCUS BOVIS A-5169	0.01	0.01	0.02	0.1	0.05	0.2	0.02
STREPTOCOCCUS AGALACTIAE CMX 508	0.01	0.02	0.1	0.1	0.1	0.39	0.05
STREPTOCOCCUS PYOGENES EES61	0.01	0.02	0.02	0.1	0.02	0.1	0.05
STREPTOCOCCUS PYOGENES 930	>100	>100	100	>100	>100	>100	>100
STREPTOCOCCUS PYOGENES PIU 2548	0.39	0.78	6.2	3.1	3.1	-	1.56
MICROCOCCUS LUTEUS ATCC 9341	0.02	0.05	0.05	0.39	0.1	0.78	0.2
MICROCOCCUS LUTEUS ATCC 4698	0.2	0.2	1.56	1.56	0.39	6.2	0.78
ESCHERICHIA COLI JUHL	50	50	100	>100	100	>100	>100
ESCHERICHIA COLI SS	0.39	0.2	0.78	6.2	0.78	0.78	0.78
ESCHERICHIA COLI DC-2	50	50	100	>100	100	>100	>100
ESCHERICHIA COLI H560	50	25	50	>100	50	>100	>100
ESCHERICHIA COLI KNK 437	>100	50	50	>100	100	>100	>100
ENTEROBACTER AEROGENES ATCC 13048	>100	100	100	>100	>100	>100	>100
KLEBSIELLA PNEUMONIAE ATCC 8045	>100	100	>100	>100	>100	>100	>100
PROVIDENCIA STUARTII CMX 640	>100	>100	>100	>100	>100	>100	>100
PSEUDOMONAS AERUGINOSA BMH10	>100	100	>100	>100	>100	>100	>100
PSEUDOMONAS AERUGINOSA 5007	>100	>100	>100	>100	>100	>100	>100
PSEUDOMONAS AERUGINOSA K799/WT	>100	>100	>100	>100	>100	>100	>100
PSEUDOMONAS AERUGINOSA K799/61	>100	>100	>100	>100	100	>100	>100
PSEUDOMONAS CEPACIA 2961	0.78	0.39	0.78	25	0.78	6.2	3.1
ACINETOBACTER CALCOACETICUS CMX 669	100	100	>100	>100	>100	>100	>100
PSEUDOMONAS AERUGINOSA DPHD-5263	50	12.5	25	>100	12.5	100	100
PSEUDOMONAS AERUGINOSA DPHD-2862	>100	>100	>100	>100	>100	>100	>100
CANDIDA ALBICANS CCH 442	>100	>100	>100	>100	>100	>100	>100
MYCOBACTERIUM SMEGMATIS ATCC 114	0.78	6.2	25	12.5	25	50	12.5

Table 1
Antibacterial Activity (MIC's) of Selected Compounds

MICROORGANISM	Cmpd of Ex 127	Cmpd of Ex 128	Cmpd of Ex 129	Cmpd of Ex 130	Cmpd of Ex 131	Cmpd of Ex 132	Cmpd of Ex 133
STAPHYLOCOCCUS AUREUS ATCC 6538P	3.1	0.39	1.56	1.56	0.39	0.39	0.78
STAPHYLOCOCCUS AUREUS A5177	1.56	0.39	1.56	0.78	0.39	0.39	0.78
STAPHYLOCOCCUS AUREUS A-5278	>100	>100	>100	>100	>100	100	25
STAPHYLOCOCCUS AUREUS CMX 642A	3.1	0.39	1.56	1.56	0.39	0.39	1.56
STAPHYLOCOCCUS AUREUS NCTC10649M	1.56	0.39	1.56	1.56	0.39	0.39	1.56
STAPHYLOCOCCUS AUREUS CMX 553	1.56	0.39	1.56	1.56	0.39	0.39	1.56
STAPHYLOCOCCUS AUREUS 1775	>100	>100	>100	>100	>100	100	25
STAPHYLOCOCCUS EPIDERMIDIS 3519	1.56	0.39	1.56	3.1	0.39	0.39	1.56
ENTEROCOCCUS FAECIUM ATCC 8043	0.39	0.1	0.39	0.2	0.1	0.1	0.1
STREPTOCOCCUS BOVIS A-5169	0.1	<=0.005	0.05	0.1	-	0.01	-
STREPTOCOCCUS AGALACTIAE CMX 508	0.2	-	0.05	0.1	0.05	0.02	-
STREPTOCOCCUS PYOGENES EES61	0.1	<=0.005	0.02	0.1	0.02	0.02	0.02
STREPTOCOCCUS PYOGENES 930	>100	>100	>100	>100	>100	50	6.2
STREPTOCOCCUS PYOGENES PIU 2548	1.56	0.78	3.1	6.2	0.78	0.78	1.56
MICROCOCCLUS LUTEUS ATCC 9341	0.39	0.05	0.2	0.2	0.02	0.05	0.2
MICROCOCCLUS LUTEUS ATCC 4698	1.56	0.39	1.56	0.78	0.2	0.2	1.56
ESCHERICHIA COLI JUHL	>100	100	100	>100	50	100	>100
ESCHERICHIA COLI SS	1.56	1.56	0.78	0.78	0.2	0.78	12.5
ESCHERICHIA COLI DC-2	>100	>100	50	>100	25	100	>100
ESCHERICHIA COLI H560	>100	>100	50	>100	12.5	50	>100
ESCHERICHIA COLI KNK 437	>100	>100	>100	>100	25	>100	>100
ENTEROBACTER AEROGENES ATCC 13048	>100	>100	100	>100	50	>100	>100
KLEBSIELLA PNEUMONIAE ATCC 8045	>100	>100	100	>100	50	>100	>100
PROVIDENCIA STUARTII CMX 640	>100	>100	>100	>100	>100	>100	>100
PSEUDOMONAS AERUGINOSA BMH10	>100	>100	>100	>100	>100	>100	>100
PSEUDOMONAS AERUGINOSA 5007	>100	>100	>100	>100	>100	>100	>100
PSEUDOMONAS AERUGINOSA K799/WT	>100	>100	>100	>100	50	100	>100
PSEUDOMONAS AERUGINOSA K799/61	3.1	6.2	1.56	3.1	0.78	1.56	12.5
PSEUDOMONAS CEPACIA 2961	>100	>100	>100	>100	25	>100	>100
ACINETOBACTER CALCOACETICUS CMX 669	50	100	12.5	50	25	50	>100
PSEUDOMONAS AERUGINOSA DPHD-5263	>100	>100	>100	>100	>100	>100	>100
PSEUDOMONAS AERUGINOSA DPHD-2862	>100	>100	>100	>100	>100	>100	>100
CANDIDA ALBICANS CCH 442	>100	>100	>100	>100	>100	>100	>100
MYCOBACTERIUM SMEGMATIS ATCC 114	25	1.56	50	25	1.56	0.78	50

Table 1
Antibacterial Activity (MIC's) of Selected Compounds

MICROORGANISM	Cmpd of Ex 134	Cmpd of Ex 135	Cmpd of Ex 136	Cmpd of Ex 137	Cmpd of Ex 138	Cmpd of Ex 139	Cmpd of Ex 140
STAPHYLOCOCCUS AUREUS ATCC 6538P	0.78	1.56	1.56	0.02	0.39	0.1	0.1
STAPHYLOCOCCUS AUREUS A5177	0.78	1.56	1.56	0.02	0.39	0.1	0.1
STAPHYLOCOCCUS AUREUS A-5278	>100	>100	>100	>100	>100	>100	>100
STAPHYLOCOCCUS AUREUS CMX 642A	0.78	3.1	1.56	0.05	0.39	0.1	0.1
STAPHYLOCOCCUS AUREUS NCTC10649M	0.78	3.1	1.56	0.05	0.39	0.1	0.1
STAPHYLOCOCCUS AUREUS CMX 553	0.78	3.1	1.56	0.05	0.39	0.1	0.1
STAPHYLOCOCCUS AUREUS 1775	>100	>100	>100	>100	>100	>100	>100
STAPHYLOCOCCUS EPIDERMIDIS 3519	0.78	3.1	1.56	0.05	0.39	0.1	0.1
ENTEROCOCCUS FAECIUM ATCC 8043	0.1	0.39	0.2	0.01	0.1	0.02	0.05
STREPTOCOCCUS BOVIS A-5169	0.01	0.1	0.02	-	0.01	<=0.005	<=0.005
STREPTOCOCCUS AGALACTIAE CMX 508	0.02	0.2	0.1	-	0.1	0.02	0.02
STREPTOCOCCUS PYOGENES EES61	0.02	0.2	0.1	0.01	0.02	0.01	<=0.005
STREPTOCOCCUS PYOGENES 930	>100	>100	>100	6.2	>100	25	50
STREPTOCOCCUS PYOGENES PIU 2548	0.78	1.56	1.56	0.2	1.56	0.39	0.2
MICROCOCCLUS LUTEUS ATCC 9341	0.05	0.2	0.1	0.01	0.02	0.05	0.01
MICROCOCCLUS LUTEUS ATCC 4698	0.78	1.56	0.78	0.2	0.39	0.2	0.1
ESCHERICHIA COLI JUHL	100	>100	100	25	50	25	50
ESCHERICHIA COLI SS	1.56	1.56	0.78	0.02	0.78	0.39	0.78
ESCHERICHIA COLI DC-2	100	>100	>100	12.5	50	25	50
ESCHERICHIA COLI H560	50	>100	100	12.5	50	25	25
ESCHERICHIA COLI KNK 437	>100	>100	>100	25	50	50	50
ENTEROBACTER AEROGONES ATCC 13048	>100	>100	>100	100	>100	100	>100
KLEBSIELLA PNEUMONIAE ATCC 8045	>100	>100	>100	100	>100	100	>100
PROVIDENCIA STUARTII CMX 640	>100	>100	>100	100	>100	>100	>100
PSEUDOMONAS AERUGINOSA BMH10	>100	>100	>100	100	>100	>100	>100
PSEUDOMONAS AERUGINOSA 5007	>100	>100	>100	100	>100	>100	>100
PSEUDOMONAS AERUGINOSA K799/WT	>100	>100	>100	50	>100	100	>100
PSEUDOMONAS AERUGINOSA K799/61	1.56	6.2	1.56	0.2	0.78	0.39	0.39
PSEUDOMONAS CEPACIA 2961	>100	>100	>100	50	100	25	25
ACINETOBACTER CALCOACETICUS CMX 669	50	>100	25	50	50	25	25
PSEUDOMONAS AERUGINOSA DPHD-5263	>100	>100	>100	100	>100	>100	>100
PSEUDOMONAS AERUGINOSA DPHD-2862	>100	>100	>100	50	>100	100	>100
CANDIDA ALBICANS CCH 442	>100	>100	>100	>100	>100	>100	>100
MYCOBACTERIUM SMEGMATIS ATCC 114	0.78	1.56	6.2	0.2	3.1	0.78	0.39

Table 1
Antibacterial Activity (MIC's) of Selected Compounds

MICROORGANISM	Cmpd of Ex 141	Cmpd of Ex 142	Cmpd of Ex 143	Cmpd of Ex 144	Cmpd of Ex 146
STAPHYLOCOCCUS AUREUS ATCC 6538P	0.1	0.2	0.1	0.1	0.39
STAPHYLOCOCCUS AUREUS A5177	0.1	0.2	0.2	0.1	-
STAPHYLOCOCCUS AUREUS A-5278	50	>100	50	>100	50
STAPHYLOCOCCUS AUREUS CMX 642A	0.1	0.2	0.2	0.1	0.39
STAPHYLOCOCCUS AUREUS NCTC10649M	0.1	0.2	0.2	0.1	0.39
STAPHYLOCOCCUS AUREUS CMX 553	0.1	0.2	0.2	0.1	0.39
STAPHYLOCOCCUS AUREUS 1775	50	>100	50	>100	50
STAPHYLOCOCCUS EPIDERMIDIS 3519	0.1	0.2	0.2	0.1	0.39
ENTEROCOCCUS FAECIUM ATCC 8043	0.02	0.1	0.02	0.1	0.05
STREPTOCOCCUS BOVIS A-5169	<=0.005	0.01	0.01	<=0.005	0.05
STREPTOCOCCUS AGALACTIAE CMX 508	0.02	0.01	0.02	<=0.005	0.05
STREPTOCOCCUS PYOGENES EES61	<=0.005	0.01	0.02	<=0.005	0.05
STREPTOCOCCUS PYOGENES 930	50	>100	50	100	12.5
STREPTOCOCCUS PYOGENES PIU 2548	0.2	0.39	0.39	0.39	0.78
MICROCOCCUS LUTEUS ATCC 9341	0.01	0.02	0.01	0.01	0.05
MICROCOCCUS LUTEUS ATCC 4698	0.1	0.1	0.2	0.1	0.2
ESCHERICHIA COLI JUHL	50	50	50	50	50
ESCHERICHIA COLI SS	0.78	1.56	0.78	0.78	0.78
ESCHERICHIA COLI DC-2	50	25	50	50	100
ESCHERICHIA COLI H560	12.5	25	25	50	25
ESCHERICHIA COLI KNK 437	50	100	50	50	25
ENTEROBACTER AEROGONES ATCC 13048	>100	>100	>100	100	>100
KLEBSIELLA PNEUMONIAE ATCC 8045	100	>100	>100	100	100
PROVIDENCIA STUARTII CMX 640	>100	>100	>100	>100	100
PSEUDOMONAS AERUGINOSA BMH10	100	>100	>100	>100	100
PSEUDOMONAS AERUGINOSA 5007	>100	>100	>100	>100	100
PSEUDOMONAS AERUGINOSA K799/WT	>100	>100	>100	>100	100
PSEUDOMONAS AERUGINOSA K799/61	1.56	1.56	1.56	0.78	0.78
PSEUDOMONAS CEPACIA 2961	25	>100	50	50	25
ACINETOBACTER CALCOACETICUS CMX 669	25	25	50	50	50
PSEUDOMONAS AERUGINOSA DPHD-5263	>100	>100	>100	>100	100
PSEUDOMONAS AERUGINOSA DPHD-2862	>100	>100	>100	>100	100
CANDIDA ALBICANS CCH 442	>100	>100	100	>100	50
MYCOBACTERIUM SMEGMATIS ATCC 114	0.2	1.56	0.2	1.56	0.39

Table 1
Antibacterial Activity (MIC's) of Selected Compounds

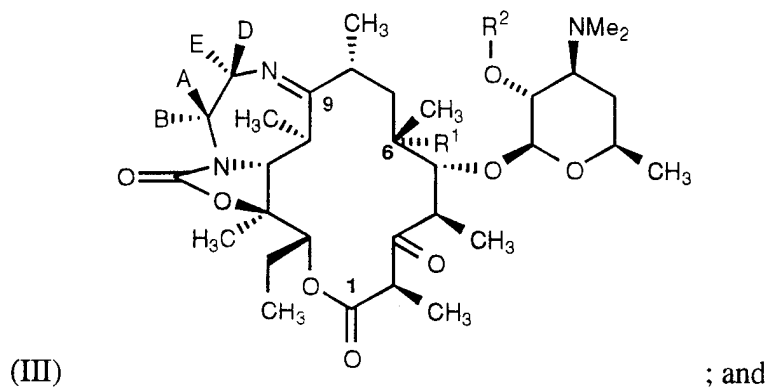
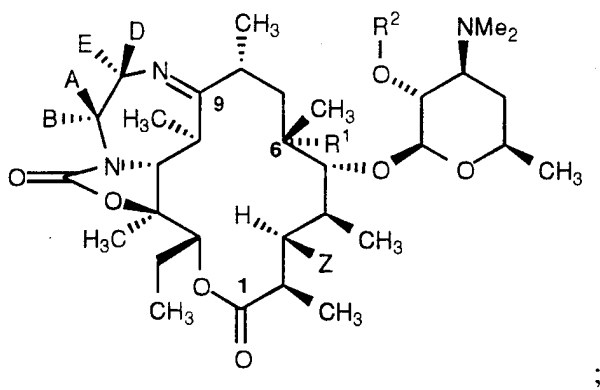
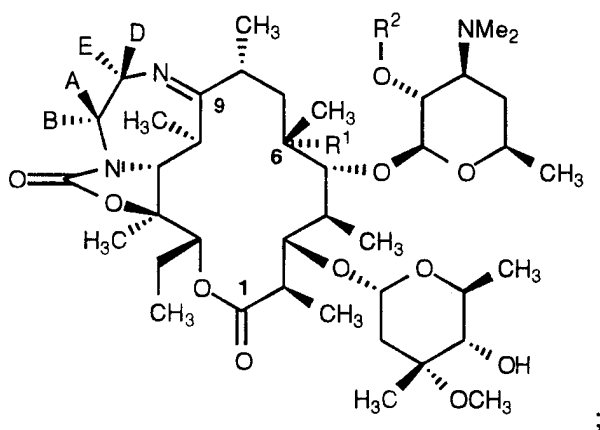
MICROORGANISM	Cmpd of Ex 147	Cmpd of Ex 148
STAPHYLOCOCCUS AUREUS ATCC 6538P	1.56	1.56
STAPHYLOCOCCUS AUREUS A5177	1.56	1.56
STAPHYLOCOCCUS AUREUS A-5278	6.2	12.5
STAPHYLOCOCCUS AUREUS CMX 642A	1.56	1.56
STAPHYLOCOCCUS AUREUS NCTC10649M	1.56	1.56
STAPHYLOCOCCUS AUREUS CMX 553	1.56	1.56
STAPHYLOCOCCUS AUREUS 1775	12.5	12.5
STAPHYLOCOCCUS EPIDERMIDIS 3519	1.56	1.56
ENTEROCOCCUS FAECIUM ATCC 8043	0.78	0.78
STREPTOCOCCUS BOVIS A-5169	0.39	0.2
STREPTOCOCCUS AGALACTIAE CMX 508	0.78	0.39
STREPTOCOCCUS PYOGENES EES61	0.78	0.2
STREPTOCOCCUS PYOGENES 930	3.1	6.2
STREPTOCOCCUS PYOGENES PIU 2548	3.1	3.1
MICROCOCCUS LUTEUS ATCC 9341	0.39	0.39
MICROCOCCUS LUTEUS ATCC 4698	3.1	1.56
ESCHERICHIA COLI JUHL	>100	>100
ESCHERICHIA COLI SS	>100	25
ESCHERICHIA COLI DC-2	>100	>100
ESCHERICHIA COLI H560	>100	>100
ESCHERICHIA COLI KNK 437	>100	>100
ENTEROBACTER AEROGENES ATCC 13048	>100	>100
KLEBSIELLA PNEUMONIAE ATCC 8045	>100	>100
PROVIDENCIA STUARTII CMX 640	>100	>100
PSEUDOMONAS AERUGINOSA BMH10	>100	>100
PSEUDOMONAS AERUGINOSA 5007	>100	>100
PSEUDOMONAS AERUGINOSA K799/WT	>100	>100
PSEUDOMONAS AERUGINOSA K799/61	>100	>100
PSEUDOMONAS CEPACIA 2961	12.5	25
ACINETOBACTER CALCOACETICUS CMX 669	>100	>100
PSEUDOMONAS AERUGINOSA DPHD-5263	>100	>100
PSEUDOMONAS AERUGINOSA DPHD-2862	>100	>100
CANDIDA ALBICANS CCH 442	50	>100
MYCOBACTERIUM SMEGMATIS ATCC 114	1.56	1.56

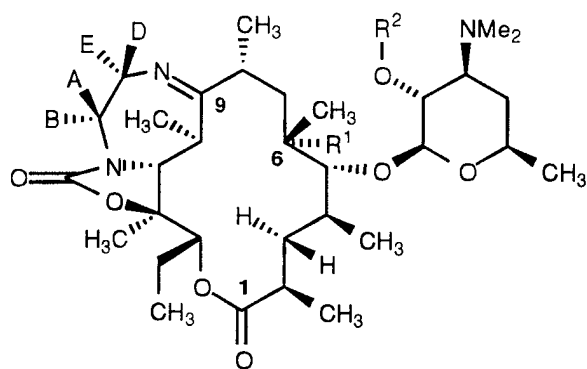
Table 2
Antibacterial Activity (MIC's) of
Selected Compounds against *H. Influenza* Dill AMP R

<u>Example No.</u>	<u>MIC</u>
Ery A Standard	4
7	64
18	8
19	16
40	4
41	2
72	2
83	16
92	32
99	32
120	4
123	128
125	128
129	64
131	4
135	64
139	2

WHAT IS CLAIMED IS:

1. A compound selected from the group having the formulas:





(IV)

;

as well as the pharmaceutically acceptable salts and esters thereof. In formulas (I) - (IV) above;

5 A, B, D and E are independently selected from the group consisting of:

- (a) hydrogen;
- (b) C₁-C₆-alkyl, optionally substituted with one or more substituents

selected from the group consisting of:

- (i) aryl;
- 10 (ii) substituted-aryl;
- (iii) heteroaryl;
- (iv) substituted-heteroaryl;
- (v) heterocycloalkyl;
- (vi) hydroxy;
- 15 (vii) C₁-C₆-alkoxy;
- (viii) halogen consisting of Br, Cl, F or I; and
- (ix) NR³R⁴, where R³ and R⁴ are independently selected from hydrogen and C₁-C₆-alkyl, or R³ and R⁴ are taken with the nitrogen atom to which they are connected to form a 3- to 7-membered ring optionally containing a hetero function
- 20 consisting of -O-, -NH-, -N(C₁-C₆-alkyl)-, -N(aryl-C₁-C₆-alkyl)-, -N(substituted-aryl-C₁-C₆-alkyl)-, -N(heteroaryl-C₁-C₆-alkyl)-, -N(substituted-heteroaryl-C₁-C₆-alkyl)-, -S- or -S(O)_n-, wherein n is 1 or 2;

- (c) C₃-C₇-cycloalkyl;
- (d) aryl;
- 25 (e) substituted-aryl;
- (f) heteroaryl;
- (g) substituted-heteroaryl;
- (h) heterocycloalkyl;

and

30 (i) a group selected from option (b) above further substituted with -M-
R⁵, wherein M is selected from the group consisting of:

- (aa) -C(O)-NH-;
- (bb) -NH-C(O)-;
- (cc) -NH-;
- 35 (dd) -N(CH₃)-;
- (ee) -O-;
- (ff) -S(O)_n-, wherein n is 0, 1 or 2;
- (gg) -C(=NH)-NH-;
- (hh) -C(O)-O-;
- 40 (ii) -O-C(O)-;
- (jj) -O-C(O)-NH-;
- (kk) -NH-C(O)-O-; and
- (ll) -NH-C(O)-NH-; and

R⁵ is selected from the group consisting of:

45 (aaa) C₁-C₆-alkyl, optionally substituted with a substituent selected
from the group consisting of:

- (i) aryl;
- (ii) substituted-aryl;
- (iii) heteroaryl; and
- 50 (iv) substituted-heteroaryl;
- (bbb) aryl;
- (ccc) substituted-aryl;
- (ddd) heteroaryl;
- (eee) substituted-heteroaryl; and
- 55 (fff) heterocycloalkyl;

or

any one pair of substituents, consisting of AB, AD, AE, BD, BE or DE, is
taken together with the atom or atoms to which they are attached to form a 3- to 7-membered
ring optionally containing a hetero function consisting of:

- 60 -O-;
- NH-;
- N(C₁-C₆-alkyl)-;
- N(aryl-C₁-C₆-alkyl)-;
- N(substituted-aryl-C₁-C₆-alkyl)-;

- 65 -N(heteroaryl-C₁-C₆-alkyl)-;
 -N(substituted-heteroaryl-C₁-C₆-alkyl)-;
 -S- or -S(O)_n-, wherein n is 1 or 2;
 -C(O)-NH-;
 -C(O)-NR⁵-, wherein R⁵ is as described above;
 70 -NH-C(O)-;
 -NR⁵-C(O)-, wherein R⁵ is as described above; and
 -C(=NH)-NH-;

R¹ is selected from the group consisting of:

- (a) hydrogen;
 75 (b) hydroxy;
 (c) -O-C₁-C₃-alkyl;
 (d) -O-C₃-C₅-cycloalkyl;
 (e) -O-C₁-C₃-alkyl-C₃-C₅-cycloalkyl;
 (f) -O-C(O)-C₁-C₃-alkyl;
 80 (g) -O-C(O)-O-C₁-C₃-alkyl; and
 (h) -O-C(O)-NH-C₁-C₃-alkyl;

R² is hydrogen or a hydroxy-protecting group; and

Z is hydroxy or protected-hydroxy;

with the provisos that when the compound is of Formulas (I), (II) or (III) then A, B, D, and
 85 E may not all be hydrogen, D and E may not be C₁-C₃-alkyl when A and B are hydrogen,
 nor may one of D and E be hydrogen and the other be C₁-C₃-alkyl when A and B are
 hydrogen.

7. A compound according to Claim 6 wherein R¹ is hydrogen or methoxy, R² is hydrogen, and any three of the A, B, D and E groups are hydrogen and the other group is selected from a singly substituted C₁-C₆-alkyl group comprised of -(CH₂)_mR⁶ where m=1, 2, 3 or 4 and R⁶ is:

- 5 (a) aryl;
 (b) substituted-aryl;
 (c) heteroaryl;
 (d) substituted-heteroaryl;
 (e) heterocycloalkyl;
 10 (f) hydroxy;
 (g) C₁-C₆-alkoxy
 (h) NR³R⁴, where R³ and R⁴ are independently selected from hydrogen and C₁-C₆-alkyl, or R³ and R⁴ are taken with the nitrogen atom to which they are connected to form a 3- to 7-membered ring optionally containing a hetero function consisting of -O-, -NH-,
 15 -N(C₁-C₆-alkyl)-, -N(aryl-C₁-C₆-alkyl)-, -N(substituted-aryl-C₁-C₆-alkyl)-, -N(heteroaryl-C₁-C₆-alkyl)-, -N(substituted-heteroaryl-C₁-C₆-alkyl)-, -S- or -S(O)_n-, wherein n is 1 or 2;
- (i) halogen consisting of Br, Cl, F or I;
 (j) C₁-C₃ alkyl; or
 20 (k) -(CH₂)_r-M-(CH₂)_s-R⁷ wherein r=0,1 or 2; s=0,1 or 2 and M is
- (aa) -C(O)-NH-;
 (bb) -NH-C(O)-;
 (cc) -NH-
 (dd) -N(CH₃)-
 25 (ee) -O-
 (rr) -S(O)_n-, wherein n is 0, 1 or 2;
 (gg) -C(=NH)-NH-;
 (hh) -C(O)-O-;
 (ii) -O-C(O)-;
 30 (jj) -O-C(O)-NH-;
 (kk) -NH-C(O)-O-; and
 (ll) -NH-C(O)-NH-; and

R⁷ is selected from the group consisting of:

- 35 (aaa) C₁-C₃-alkyl,
 (bbb) aryl;
 (ccc) substituted-aryl;
 (ddd) heteroaryl; and
 (eee) substituted-heteroaryl.

8. A compound according to Claim 7 wherein R¹ is hydrogen or methoxy, R² is hydrogen, B=E=H, and A and D taken together is selected from the group consisting of:

- (a) -CH₂-Z-CH₂-, wherein Z is
 5 (aa) -C(O)-NH-;
 (bb) -C(O)-NR⁵-, wherein R⁵ is selected from the group

consisting of:

(aaa) C₁-C₆-alkyl, optionally substituted with a substituent selected from the group consisting of:

- 10 (i) aryl;
 (ii) substituted-aryl;
 (iii) heteroaryl; and
 (iv) substituted-heteroaryl;

- (bbb) aryl;
 (ccc) substituted-aryl;
 15 (ddd) heteroaryl;
 (eee) substituted-heteroaryl; and
 (fff) heterocycloalkyl;

- (cc) -NH-C(O)-;
 (dd) -NR⁵-C(O)-, wherein R⁵ is as defined above;
 20 (ee) -NH-
 (ff) -N(CH₃)-
 (gg) -O-
 (hh) -S(O)_n-, wherein n is 0, 1 or 2; and
 (ii) -C(=NH)-NH-;

25 (b) -CH₂-N(-(CH₂)_s-R⁷)-CH₂-, wherein s=0,1 or 2, and R⁷ is selected from the group consisting of:

- (aaa) C₁-C₃-alkyl,
 (bbb) aryl;
 (ccc) substituted-aryl;
 30 (ddd) heteroaryl; and

(eee) substituted-heteroaryl;

(c) $-\text{CH}_2-\text{N}(-(\text{CH}_2)_r-\text{M}-(\text{CH}_2)_s-\text{R}^7)-\text{CH}_2-$, wherein $r=0,1$ or 2 ; $s=0,1$ or 2 , and M and R^7 are as defined above; and

(d) $-\text{CH}_2-(\text{CH}_2)_r-\text{CH}_2-$, wherein $r=0,1$ or 2 .

35

9. A compound according to Claim 7 wherein R^1 is hydrogen or methoxy, R^2 is hydrogen, $\text{A}=\text{D}=\text{H}$, and B and E taken together is selected from the group consisting of:

(a) $-\text{CH}_2-\text{Z}-\text{CH}_2-$, wherein Z is:

(aa) $-\text{C}(\text{O})-\text{NH}-$;

5

(bb) $-\text{C}(\text{O})-\text{NR}^5-$, wherein R^5 is selected from the group

consisting of:

(aaa) C_1-C_6 -alkyl, optionally substituted with a substituent selected from the group consisting of:

(i) aryl;

10

(ii) substituted-aryl;

(iii) heteroaryl; and

(iv) substituted-heteroaryl;

(bbb) aryl;

(ccc) substituted-aryl;

15

(ddd) heteroaryl;

(eee) substituted-heteroaryl; and

(fff) heterocycloalkyl;

(cc) $-\text{NH}-\text{C}(\text{O})-$;

(dd) $-\text{NR}^5-\text{C}(\text{O})-$, wherein R^5 is as defined above;

20

(ee) $-\text{NH}-$

(ff) $-\text{N}(\text{CH}_3)-$

(gg) $-\text{O}-$

(hh) $-\text{S}(\text{O})_n-$, wherein n is $0, 1$ or 2 ; and

(ii) $-\text{C}(=\text{NH})-\text{NH}-$;

25

(b) $-\text{CH}_2-\text{N}(-(\text{CH}_2)_s-\text{R}^7)-\text{CH}_2-$, wherein $s=0,1$ or 2 , and R^7 is selected from the group consisting of:

(aaa) C_1-C_3 -alkyl,

(bbb) aryl;

(ccc) substituted-aryl;

30

(ddd) heteroaryl; and

(eee) substituted-heteroaryl;

(c) $-\text{CH}_2-\text{N}(-(\text{CH}_2)_r-\text{M}-(\text{CH}_2)_s-\text{R}^7)-\text{CH}_2-$, wherein $r=0,1$ or 2 ; $s=0,1$ or 2 , and M and R^7 are as defined above; and

(d) $-\text{CH}_2-(\text{CH}_2)_r-\text{CH}_2-$, wherein $r=0,1$ or 2 .

10. A compound according to Claim 1 which is:

Compound of Formula (IV): $\text{R}^1=\text{methoxy}$; $\text{R}^2=\text{hydrogen}$;

$\text{A}=\text{B}=\text{D}=\text{E}=\text{hydrogen}$;

Compound of Formula (III): $\text{A}=\text{B}=\text{E}=\text{H}$, $\text{D}=\text{benzyl}$, $\text{R}^1=\text{methoxy}$, $\text{R}^2=\text{hydrogen}$;

5 Compound of Formula (III): $\text{A}=\text{B}=\text{D}=\text{H}$, $\text{E}=\text{benzyl}$, $\text{R}^1=\text{methoxy}$, $\text{R}^2=\text{hydrogen}$;

Compound of Formula (III): $\text{A}=\text{benzyl}$, $\text{B}=\text{D}=\text{E}=\text{H}$, $\text{R}^1=\text{methoxy}$, $\text{R}^2=\text{hydrogen}$;

Compound of Formula (III): $\text{B}=\text{benzyl}$, $\text{A}=\text{D}=\text{E}=\text{H}$, $\text{R}^1=\text{methoxy}$, $\text{R}^2=\text{hydrogen}$;

Compound of Formula (III): $\text{A}=\text{E}=\text{phenyl}$, $\text{B}=\text{D}=\text{H}$, $\text{R}^1=\text{methoxy}$, $\text{R}^2=\text{hydrogen}$;

Compound of Formula (III): $\text{A}=\text{methyl}$, $\text{B}=\text{D}=\text{E}=\text{H}$, $\text{R}^1=\text{methoxy}$, $\text{R}^2=\text{hydrogen}$;

10 Compound of Formula (III): $\text{B}=\text{methyl}$, $\text{A}=\text{D}=\text{E}=\text{H}$, $\text{R}^1=\text{methoxy}$, $\text{R}^2=\text{hydrogen}$;

Compound of Formula (III): $\text{A}=\text{D}=\text{methyl}$; $\text{B}=\text{E}=\text{H}$, $\text{R}^1=\text{methoxy}$, $\text{R}^2=\text{hydrogen}$;

Compound of Formula (III): $\text{A}=\text{E}=\text{methyl}$; $\text{B}=\text{D}=\text{H}$, $\text{R}^1=\text{methoxy}$, $\text{R}^2=\text{hydrogen}$;

Compound of Formula (III): $\text{B}=\text{D}=\text{H}$; A and E taken together is $-\text{CH}_2\text{CH}_2\text{CH}_2-$,

$\text{R}^1=\text{methoxy}$, $\text{R}^2=\text{hydrogen}$;

15 Compound of Formula (III): $\text{B}=\text{E}=\text{H}$; A and D taken together is

$-\text{CH}_2\text{CH}_2\text{CH}_2\text{CH}_2-$, $\text{R}^1=\text{methoxy}$, $\text{R}^2=\text{hydrogen}$;

Compound of Formula (I): $\text{A}=\text{B}=\text{D}=\text{E}=\text{hydrogen}$; $\text{R}^1=\text{hydrogen}$, $\text{R}^2=\text{hydrogen}$;

Compound of Formula (III): $\text{R}^1=\text{OCH}_3$, $\text{R}^2=\text{H}$; $\text{A}=\text{B}=\text{D}=\text{H}$; $\text{E}=-\text{CH}_2\text{NH}_2$;

Compound of Formula (III): $\text{R}^1=\text{OCH}_3$, $\text{R}^2=\text{H}$; $\text{A}=\text{B}=\text{E}=\text{H}$; $\text{D}=-\text{CH}_2\text{NH}_2$;

20 Compound of Formula (III): $\text{R}^1=\text{OCH}_3$, $\text{R}^2=\text{H}$; $\text{B}=\text{E}=\text{H}$; A and D taken together is $-\text{CH}_2\text{CH}_2\text{CH}_2-$;

Compound of Formula (III): $\text{R}^1=\text{OCH}_3$, $\text{R}^2=\text{H}$; $\text{B}=\text{E}=\text{H}$; A and D taken together is $-\text{CH}_2\text{OCH}_2-$;

25 Compound of Formula (III): $\text{R}^1=\text{OCH}_3$, $\text{R}^2=\text{H}$; $\text{B}=\text{E}=\text{H}$; A and D taken together is $-\text{CH}_2-\text{NH}-\text{CH}_2-$;

Compound of Formula (III): $\text{R}^1=\text{OCH}_3$, $\text{R}^2=\text{H}$; $\text{B}=\text{E}=\text{H}$; A and D taken together is $-\text{CH}_2-\text{N}(\text{Cbz})-\text{CH}_2-$;

Compound of Formula (III): $\text{R}^1=\text{OCH}_3$, $\text{R}^2=\text{H}$; $\text{B}=\text{E}=\text{H}$; A and D taken together is $-\text{CH}_2-\text{N}(\text{benzyl})-\text{CH}_2-$;

30 Compound of Formula (III): $\text{R}^1=\text{OCH}_3$, $\text{R}^2=\text{H}$; $\text{B}=\text{E}=\text{H}$; A and D taken together is $-\text{CH}_2-\text{N}(\text{benzoyl})-\text{CH}_2-$;

Compound of Formula (III): $\text{R}^1=\text{OCH}_3$, $\text{R}^2=\text{H}$; $\text{B}=\text{E}=\text{H}$; A and D taken together is $-\text{CH}_2-\text{N}(\text{phenyl}-\text{CH}_2-\text{CH}_2-)-\text{CH}_2-$;

Compound of Formula (III): $R^1=OCH_3$, $R^2=H$; $B=E=H$; A and D taken together is
 35 -CH₂-N(4-Cl-phenyl-CH₂-)-CH₂-;

Compound of Formula (III): $R^1=OCH_3$, $R^2=H$; $B=E=H$; A and D taken together is
 -CH₂-N(4-pyridyl-CH₂-)-CH₂-;

Compound of Formula (III): $R^1=OCH_3$, $R^2=H$; $B=E=H$; A and D taken together is
 -CH₂-N(2-pyridyl-CH₂-)-CH₂-;

40 Compound of Formula (III): $R^1=OCH_3$, $R^2=H$; $B=E=H$; A and D taken together is
 -CH₂-NH(3-pyridyl-CH₂-)-CH₂-;

Compound of Formula (III): $R^1=OCH_3$, $R^2=H$; $B=E=H$; A and D taken together is
 -CH₂-N(4-quinolyl-CH₂-)-CH₂-;

45 Compound of Formula (III): $R^1=OCH_3$, $R^2=H$; $B=E=H$; $A=D=-CH_2-O-CH_2-$
 phenyl;

Compound of Formula (III): $R^1=OCH_3$, $R^2=H$; $B=E=H$; $A=D=-CH_2-OH$;

Compound of Formula (III): $R^1=OCH_3$, $R^2=H$; $B=E=H$; $A=D=-CH_2-O-phenyl$;

Compound of Formula (III): $R^1=OCH_3$, $R^2=H$; $A=B=H$; D and E taken together is
 -CH₂-CH₂-CH₂-CH₂-;

50 Compound of Formula (III): $R^1=OCH_3$, $R^2=H$; A and B taken together is
 -CH₂-CH₂-CH₂-CH₂-; $D=E=H$;

Compound of Formula (III): $R^1=OCH_3$, $R^2=H$; $A=B=H$; D and E taken together is
 -CH₂-O-CH₂-;

55 Compound of Formula (III): $R^1=OCH_3$, $R^2=H$; $A=D=E=H$; $B=-$
 CH₂-CH₂-phenyl;

Compound of Formula (III): $R^1=OCH_3$, $R^2=H$; $A=D=E=H$; $B=-$
 CH₂-CH₂-CH₂-phenyl;

Compound of Formula (III): $R^1=OCH_3$, $R^2=H$; $A=D=E=H$; $B=-$
 CH₂-O-CH₂-phenyl;

60 Compound of Formula (III): $R^1=OCH_3$, $R^2=H$; $A=D=E=H$; $B=-$
 CH₂-CH₂-(4-OCH₃-phenyl);

Compound of Formula (III): $R^1=OCH_3$, $R^2=H$; $A=-CH_2-CH_2-phenyl$;
 $B=D=E=H$;

65 Compound of Formula (III): $R^1=OCH_3$, $R^2=H$; $A=-CH_2-CH_2-CH_2-phenyl$;
 $B=D=E=H$;

Compound of Formula (III): $R^1=OCH_3$, $R^2=H$; $A=-CH_2-O-CH_2-phenyl$;
 $B=D=E=H$;

Compound of Formula (III): $R^1=OCH_3$, $R^2=H$; $A=D=E=H$; $B=-$
 CH₂-CH₂-(4-OCH₃-phenyl);

70 Compound of Formula (III): $R^1=OCH_3$, $R^2=H$; $A=B=D=H$; $E=-CH_2CH_2Ph$;

- Compound of Formula (III): $R^1=OCH_3$, $R^2=H$; $A=B=E=H$; $D=-CH_2CH_2Ph$;
 Compound of Formula (III): $R^1=OCH_3$, $R^2=H$; $A=B=D=H$; $E=-CH_2CH_2CH_2Ph$;
 Compound of Formula (III): $R^1=OCH_3$, $R^2=H$; $A=B=E=H$; $D=-CH_2CH_2$
 CH_2Ph ;
- 75 Compound of Formula (III): $R^1=OCH_3$, $R^2=H$; $A=-CH_2CH_2OPh$; $B=D=E=H$;
 Compound of Formula (III): $R^1=OCH_3$, $R^2=H$; $A=-CH_2CH_2NH_2$; $B=D=E=H$;
 Compound of Formula (III) $R^1=OCH_3$, $R^2=H$; $A=-CH_2CH_2NH_2$; $B=D=E=H$;
 Compound of Formula (III): $R^1=OCH_3$, $R^2=H$; $A=-CH_2CH_2OH$; $B=D=E=H$;
 Compound of Formula (III): $R^1=OCH_3$, $R^2=H$; $A=-CH_2COOH$; $B=D=E=H$;
- 80 Formula (III) $R^1=OCH_3$, $R^2=H$; $A=-CH_2CH_2OH$; $B=D=E=H$;
 Compound of Formula (III): $R^1=OCH_3$, $R^2=H$; $A=-CH_2CH_2NH(4'-Pyridyl-)$;
 $B=D=E=H$
 Compound of Formula (III): $R^1=OCH_3$, $R^2=H$; $A=B=D=H$; $E=-CH_2OH$;
 Compound of Formula (III): $R^1=OCH_3$, $R^2=H$; $A=B=E=H$; $D=-CH_2OH$;
- 85 Compound of Formula (III): $R^1=OCH_3$, $R^2=H$; $A=B=E=H$; $D=-CH_2NH-Benzoyl$;
 Compound of Formula (III): $R^1=OCH_3$, $R^2=H$; $A=B=E=H$; $D=-CH_2NH-Benzoyl$;
 Compound of Formula (III): $R^1=OCH_3$, $R^2=H$; $A=B=D=H$; $E=-CH_2NH-Benzoyl$;
 Compound of Formula (III): $R^1=OCH_3$, $R^2=H$; $A=B=D=H$; $E=-CH_2NH-Benzoyl$;
 Compound of Formula (III): $R^1=OCH_3$, $R^2=H$; $B=D=H$; $A=E=-CH_2OCH_2(4-$
 90 $Cl-phenyl-)$;
 Compound of Formula (III): $R^1=OCH_3$, $R^2=H$; $A=B=E=H$; $D=-CH_2-N(CH_3)-$
 $Benzyl$;
 Compound of Formula (III): $R^1=OCH_3$, $R^2=H$; $A=B=D=H$; $E=-CH_2-N(CH_3)-$
 $Benzyl$;
- 95 Compound of Formula (III): $R^1=OCH_3$, $R^2=H$; $A=B=D=H$; $E=-CH_2-NH-$
 $phenyl$;
 Compound of Formula (III): $R^1=OCH_3$, $R^2=H$; $A=B=E=H$; $D=-CH_2-NH-phenyl$;
 Compound of Formula (III): $A=4-ethoxybenzyloxymethyl$, $B=D=E=H$,
 $R^1=methoxy$, $R^2=hydrogen$;
- 100 Compound of Formula (III): $A=hydroxymethyl$, $B=D=E=H$, $R^1=methoxy$,
 $R^2=hydrogen$;
 Compound of Formula (III): $A=4-benzyloxybenzyl$, $B=D=E=H$, $R^1=methoxy$,
 $R^2=hydrogen$;
- 105 Compound of Formula (III): $A=4-hydroxybenzyl$, $B=D=E=H$, $R^1=methoxy$,
 $R^2=hydrogen$;
 Compound of Formula (III): $A=S-benzylthioxymethyl$, $B=D=E=H$, $R^1=methoxy$,
 $R^2=hydrogen$;

- Compound of Formula (III): A=3-indolylmethyl, B=D=E=H, R¹=methoxy, R²=hydrogen;
- 110 Compound of Formula (III): A=4-(CBZ-amino)benzyl, B=D=E=H, R¹=methoxy, R²=hydrogen;
- Compound of Formula (III): A=4-thiazolylmethyl, B=D=E=H, R¹=methoxy, R²=hydrogen;
- 115 Compound of Formula (III): A=4-iodobenzyl, B=D=E=H, R¹=methoxy, R²=hydrogen;
- Compound of Formula (III): A=4-fluorobenzyloxymethyl, B=D=E=H, R¹=methoxy, R²=hydrogen;
- Compound of Formula (III): A=3-fluorobenzyloxymethyl, B=D=E=H, R¹=methoxy, R²=hydrogen;
- 120 Compound of Formula (III): A=2-fluorobenzyloxymethyl, B=D=E=H, R¹=methoxy, R²=hydrogen;
- Compound of Formula (III): A=B=E=H, D=(4-cyanobenzyloxy)methyl, R¹=methoxy, R²=hydrogen;
- 125 Compound of Formula (III): A=B=E=H, D=(4-(t-butyloxycarbonyl)amino)-benzyloxy)methyl, R¹=methoxy, R²=hydrogen;
- Compound of Formula (III): A=B=E=H, D=(4-(dimethylamino)benzyloxy)methyl, R¹=methoxy, R²=hydrogen;
- Compound of Formula (III): A=B=E=H, D=(4-pyridyl)methoxymethyl, R¹=methoxy, R²=hydrogen;
- 130 Compound of Formula (III): A=B=E=H, D=(2-chloro)benzyloxymethyl, R¹=methoxy, R²=hydrogen;
- Compound of Formula (III): A=B=E=H, D=(4-chloro)benzyloxymethyl, R¹=methoxy, R²=hydrogen;
- 135 Compound of Formula (III): A=B=E=H, D=(3-chloro)benzyloxymethyl, R¹=methoxy, R²=hydrogen;
- Compound of Formula (III): A=B=E=H, D=(2-pyridyl)methoxymethyl, R¹=methoxy, R²=hydrogen;
- Compound of Formula (III): A=B=E=H, D=(3-pyridyl)methoxymethyl, R¹=methoxy, R²=hydrogen;
- 140 Compound of Formula (III): A=B=E=H, D=(4-methyl-2-quinolyl)methoxymethyl, R¹=methoxy, R²=hydrogen;
- Compound of Formula (III): A=B=E=H, D=(4-(methoxycarbonyl)benzyl)-oxymethyl, R¹=methoxy, R²=hydrogen;

- Compound of Formula (III): A=B=E=H, D=(4-quinolyl)methoxymethyl,
 145 R¹=methoxy, R²=hydrogen;
- Compound of Formula (III): A=B=D=H, E=(4-pyridyl)methoxymethyl,
 R¹=methoxy, R²=hydrogen;
- Compound of Formula (III): A=B=E=H, D=(2-(N-morpholinyl)ethoxy)methyl,
 R¹=methoxy, R²=hydrogen;
- 150 Compound of Formula (III): A=B=E=H, D=benzyloxymethyl, R¹=methoxy,
 R²=hydrogen;
- Compound of Formula (III): A=B=D=H, E=benzyloxymethyl, R¹=methoxy,
 R²=hydrogen;
- Compound of Formula (III): A=B=E=H, D=(4-methoxy)benzyloxymethyl,
 155 R¹=methoxy, R²=hydrogen;
- Compound of Formula (III): A=B=E=H, D=2-phenoxyethyl, R¹=methoxy,
 R²=hydrogen;
- Compound of Formula (III): A=B=E=H, D=2-(benzyloxy)ethyl, R¹=methoxy,
 R²=hydrogen;
- 160 Compound of Formula (III): A=B=E=H, D=(4-methyl-1-piperazinyl)methyl,
 R¹=methoxy, R²=hydrogen;
- Compound of Formula (III): A=B=E=H, D=N-methyl-N-benzylaminomethyl,
 R¹=methoxy, R²=hydrogen;
- Compound of Formula (III): A=B=E=H, D=N-morpholinylmethyl, R¹=methoxy,
 165 R²=hydrogen;
- Compound of Formula (III): A=B=E=H, D=(1-piperidinyl)methyl, R¹=methoxy,
 R²=hydrogen;
- Compound of Formula (III): A=B=E=H, D=(N,N-dimethyl)aminomethyl,
 R¹=methoxy, R²=hydrogen;
- 170 Compound of Formula (III): A=B=E=H, D=hydroxymethyl, R¹=methoxy,
 R²=hydrogen;
- Compound of Formula (III): A=B=E=H, D=(methylthioxy)methoxymethyl,
 R¹=methoxy, R²=hydrogen;
- Compound of Formula (III): A=B=E=H, D=3,5-dimethoxybenzyloxymethyl,
 175 R¹=methoxy, R²=hydrogen;
- Compound of Formula (III): A=B=E=H, D=4-fluorobenzyloxymethyl,
 R¹=methoxy, R²=hydrogen;
- Compound of Formula (III): A=B=E=H, D=2-fluorobenzyloxymethyl,
 R¹=methoxy, R²=hydrogen;

- 180 Compound of Formula (III): A=B=E=H, D=4-bromobenzyloxymethyl,
R¹=methoxy, R²=hydrogen;
Compound of Formula (III): A=B=E=H, D=2-bromobenzyloxymethyl,
R¹=methoxy, R²=hydrogen;
Compound of Formula (III): A=B=E=H, D=3-bromobenzyloxymethyl,
185 R¹=methoxy, R²=hydrogen;
Compound of Formula (III): A=D=H; B and E taken together is
-CH₂CH₂CH₂CH₂-, R¹=methoxy, R²=hydrogen
Compound of Formula (III): A=D=H; B and E taken together is -CH₂CH₂CH₂-,
R¹=methoxy, R²=hydrogen
190 Compound of Formula (III): A=D=H; B and E taken together is -CH₂OCH₂-,
R¹=methoxy, R²=hydrogen
Compound of Formula (III): A=D=H; B and E taken together is -CH₂-NH-CH₂-,
R¹=methoxy, R²=hydrogen
Compound of Formula (III): A=D=H; B and E taken together is -CH₂-N(benzyl)-
195 CH₂-, R¹=methoxy, R²=hydrogen
Compound of Formula (III): A=D=H; B and E taken together is -CH₂-N(phenyl-
CH₂-CH₂-CH₂-)-CH₂-, R¹=methoxy, R²=hydrogen
Compound of Formula (III): B=E=H; A and D taken together is -CH₂-N(phenyl-
CH₂-CH₂-CH₂-)-CH₂-, R¹=methoxy, R²=hydrogen
200 Compound of Formula (III): B=E=H; A and D taken together is -CH₂-N(phenyl-
CH(CH₃)-)-CH₂-, R¹=methoxy, R²=hydrogen
Compound of Formula (III): B=E=H; A and D taken together is -CH₂-N(CH₃)-
CH₂-, R¹=methoxy, R²=hydrogen
Compound of Formula (III): B=E=H; A and D taken together is
205 -CH₂-N(CH₃CH₂-)-CH₂-, R¹=methoxy, R²=hydrogen
Compound of Formula (III): B=E=H; A and D taken together is -CH₂-N(allyl)-
CH₂-, R¹=methoxy, R²=hydrogen
Compound of Formula (III): B=E=H; A and D taken together is
-CH₂-N(propargyl)-CH₂-, R¹=methoxy, R²=hydrogen
210 Compound of Formula (III): B=E=H; A and D taken together is -CH₂-N(4-NO₂-
phenyl-CH₂-CH₂-)-CH₂-, R¹=methoxy, R²=hydrogen
Compound of Formula (III): B=E=H; A and D taken together is -CH₂-N(2-NO₂-
phenyl-CH₂-CH₂-)-CH₂-, R¹=methoxy, R²=hydrogen
Compound of Formula (III): B=E=H; A and D taken together is -CH₂-N(3-NO₂-
215 phenyl-CH₂-CH₂-)-CH₂-, R¹=methoxy, R²=hydrogen

- Compound of Formula (III): B=E=H; A and D taken together is -CH₂-N(4-NH₂-phenyl-CH₂-CH₂-)-CH₂-, R¹=methoxy, R²=hydrogen
- Compound of Formula (III): B=E=H; A and D taken together is -CH₂-N(4-NH(acetyl)-phenyl-CH₂-CH₂-)-CH₂-, R¹=methoxy, R²=hydrogen
- 220 Compound of Formula (III): B=E=H; A and D taken together is -CH₂-N(2-NO₂-benzyl-SO₂-)-CH₂-, R¹=methoxy, R²=hydrogen
- Compound of Formula (III): B=E=H; A and D taken together is -CH₂-N(CHO)-CH₂-, R¹=methoxy, R²=hydrogen
- 225 Compound of Formula (III): B=E=H; A and D taken together is -CH₂-N(acetyl)-CH₂-, R¹=methoxy, R²=hydrogen
- Compound of Formula (III): B=E=H; A and D taken together is -CH₂-N(2-methoxyethyl)-CH₂-, R¹=methoxy, R²=hydrogen
- Compound of Formula (III): B=E=H; A and D taken together is -CH₂-N(2,2-dimethoxyethyl)-CH₂-, R¹=methoxy, R²=hydrogen
- 230 Compound of Formula (III): B=E=H; A and D taken together is -CH₂-N(2-phenoxyethyl)-CH₂-, R¹=methoxy, R²=hydrogen
- Compound of Formula (III): B=E=H; A and D taken together is -CH₂-N(2-(dimethylamino)ethyl)-CH₂-, R¹=methoxy, R²=hydrogen
- 235 Compound of Formula (III): B=E=H; A and D taken together is -CH₂-N(2-(ethoxycarbonyl)ethyl)-CH₂-, R¹=methoxy, R²=hydrogen
- Compound of Formula (III): B=D=E=H, A=N-benzylaminomethyl, R¹=methoxy, R²=hydrogen;
- Compound of Formula (III): B=D=E=H, A=N-benzyl-N-methylaminomethyl, R¹=methoxy, R²=hydrogen;
- 240 Compound of Formula (III): D=E=H, A=N-benzyl-N-methylaminomethyl, B=phenylthiomethyl, R¹=methoxy, R²=hydrogen;
- Compound of Formula (III): D=E=H, A=N-benzyl-N-methylaminomethyl, B=methyl, R¹=methoxy, R²=hydrogen;
- 245 Compound of Formula (III): D=E=H, A=dimethylaminomethyl, B=phenylthiomethyl, R¹=methoxy, R²=hydrogen;
- Compound of Formula (III): D=E=H, A=dimethylaminomethyl, B=methyl, R¹=methoxy, R²=hydrogen;
- 250 Compound of Formula (III): B=D=E=H, A=(4-quinolyl)carboxymethyl, R¹=methoxy, R²=hydrogen;
- Compound of Formula (III): B=D=E=H, A=(4-pyridyl)carboxymethyl, R¹=methoxy, R²=hydrogen;

Compound of Formula (III): B=D=E=H, A=benzoyloxymethyl, R¹=methoxy, R²=hydrogen;

255 Compound of Formula (III): B=D=E=H, A=4-nitrobenzoyloxymethyl, R¹=methoxy, R²=hydrogen;

Compound of Formula (III): B=D=E=H, A=4-chlorobenzoyloxymethyl, R¹=methoxy, R²=hydrogen;

Compound of Formula (III): B=D=E=H, A=(2-quinolyl)carboxymethyl, R¹=methoxy, R²=hydrogen;

260 Compound of Formula (III): B=D=E=H, A=(1-methyl-2-indolyl)carboxymethyl, R¹=methoxy, R²=hydrogen;

Compound of Formula (III): B=D=E=H, A=(4-indolyl)carboxymethyl, R¹=methoxy, R²=hydrogen;

265 Compound of Formula (III): B=D=E=H, A=(2-indolyl)carboxymethyl, R¹=methoxy, R²=hydrogen;

Compound of Formula (III): B=D=H, A=E=benzyloxymethyl, R¹=methoxy, R²=hydrogen;

Compound of Formula (III): A=E=H, B=D=(4-chloro)benzyloxymethyl, R¹=methoxy, R²=hydrogen; or

270 Compound of Formula (III): B=E=H, A=D=(4-chloro)benzyloxymethyl, R¹=methoxy, R²=hydrogen.

11. A compound according to Claim 1 which is:

Compound of Formula (III): A=benzyl, B=D=E=H, R¹=methoxy, R²=hydrogen;

5 Compound of Formula (III): A=4-iodobenzyl, B=D=E=H, R¹=methoxy, R²=hydrogen;

Compound of Formula (III): A=benzyloxymethyl, B=D=E=H, R¹=methoxy, R²=hydrogen;

Compound of Formula (III): A=benzylthioxymethyl, B=D=E=H, R¹=methoxy, R²=hydrogen;

10 Compound of Formula (III): A=benzoyloxymethyl, B=D=E=H, R¹=methoxy, R²=hydrogen;

Compound of Formula (III): A=4-fluorobenzoyloxymethyl, B=D=E=H, R¹=methoxy, R²=hydrogen;

15 Compound of Formula (III): A=3-fluorobenzoyloxymethyl, B=D=E=H, R¹=methoxy, R²=hydrogen;

- Compound of Formula (III): A=2-fluorobenzyloxymethyl, B=D=E=H,
R¹=methoxy, R²=hydrogen;
- Compound of Formula (III): A=(4-quinolyl)carboxymethyl, B=D=E=H,
R¹=methoxy, R²=hydrogen;
- 20 Compound of Formula (III): A=(4-pyridyl)carboxymethyl, B=D=E=H,
R¹=methoxy, R²=hydrogen;
- Compound of Formula (III): A=(4-indolyl)carboxymethyl, B=D=E=H,
R¹=methoxy, R²=hydrogen;
- 25 Compound of Formula (III): A=4-nitrobenzoyloxymethyl, B=D=E=H,
R¹=methoxy, R²=hydrogen;
- Compound of Formula (III): A=4-chlorobenzoyloxymethyl, B=D=E=H,
R¹=methoxy, R²=hydrogen;
- Compound of Formula (III): A=benzoyloxymethyl, B=D=E=H, R¹=methoxy,
R²=hydrogen;
- 30 Compound of Formula (III): A=hydroxymethyl, B=D=E=H, R¹=methoxy,
R²=hydrogen;
- Compound of Formula (III): A=4-thiazolylmethyl, B=D=E=H, R¹=methoxy,
R²=hydrogen;
- Compound of Formula (III): A=3-indolylmethyl, B=D=E=H, R¹=methoxy,
35 R²=hydrogen;
- Compound of Formula (III): B=benzyl, A=D=E=H, R¹=methoxy, R²=hydrogen;
- Compound of Formula (III): B=benzyloxymethyl, A=D=E=H, R¹=methoxy,
R²=hydrogen;
- Compound of Formula (III): D=hydroxymethyl, A=B=E=H, R¹=methoxy,
40 R²=hydrogen;
- Compound of Formula (III): D=benzyl, A=B=E=H, R¹=methoxy, R²=hydrogen;
- Compound of Formula (III): D=benzyloxymethyl, A=B=E=H, R¹=methoxy,
R²=hydrogen;
- Compound of Formula (III): D=(2-pyridyl)methoxymethyl, A=B=E=H,
45 R¹=methoxy, R²=hydrogen;
- Compound of Formula (III): D=(3-pyridyl)methoxymethyl, A=B=E=H,
R¹=methoxy, R²=hydrogen;
- Compound of Formula (III): D=(4-pyridyl)methoxymethyl, A=B=E=H,
R¹=methoxy, R²=hydrogen;
- 50 Compound of Formula (III): D=(4-cyano)benzyloxymethyl, A=B=E=H,
R¹=methoxy, R²=hydrogen;

- Compound of Formula (III): D=(2-fluoro)benzyloxymethyl, A=B=E=H,
R¹=methoxy, R²=hydrogen;
- Compound of Formula (III): D=(2-chloro)benzyloxymethyl, A=B=E=H,
55 R¹=methoxy, R²=hydrogen;
- Compound of Formula (III): D=(4-chloro)benzyloxymethyl, A=B=E=H,
R¹=methoxy, R²=hydrogen;
- Compound of Formula (III): D=(2-bromo)benzyloxymethyl, A=B=E=H,
R¹=methoxy, R²=hydrogen;
- 60 Compound of Formula (III): D=(4-quinoly)methoxymethyl, A=B=E=H,
R¹=methoxy, R²=hydrogen;
- Compound of Formula (III): E=benzyl, A=B=D=H, R¹=methoxy, R²=hydrogen;
- Compound of Formula (III): E=(4-pyridyl)methoxymethyl, A=B=D=H,
R¹=methoxy, R²=hydrogen;
- 65 Compound of Formula (III): E=benzyloxymethyl, A=B=D=H, R¹=methoxy,
R²=hydrogen;
- Compound of Formula (III): E=dimethylaminomethyl, A=B=D=H, R¹=methoxy,
R²=hydrogen;
- Compound of Formula (III): A=E=(4-chloro)benzyloxymethyl, B=D=H,
70 R¹=methoxy, R²=hydrogen;
- Compound of Formula (III): A=E=methyl; B=D=H, R¹=methoxy, R²=hydrogen;
- Compound of Formula (III): A=D=methyl; B=E=H, R¹=methoxy, R²=hydrogen;
- Compound of Formula (III): B=E=H; A and D taken together is -CH₂CH₂CH₂-,
R¹=methoxy, R²=hydrogen;
- 75 Compound of Formula (III): A=D=H; B and E taken together is -CH₂CH₂CH₂-,
R¹=methoxy, R²=hydrogen;
- Compound of Formula (III): B=E=H; A and D taken together is
-CH₂CH₂CH₂CH₂-, R¹=methoxy, R²=hydrogen;
- Compound of Formula (III): A=D=H; B and E taken together is
80 -CH₂CH₂CH₂CH₂-, R¹=methoxy, R²=hydrogen;
- Compound of Formula (III): B=E=H; A and D taken together is -CH₂OCH₂-,
R¹=methoxy, R²=hydrogen;
- Compound of Formula (III): A=D=H; B and E taken together is -CH₂OCH₂-,
R¹=methoxy, R²=hydrogen;
- 85 Compound of Formula (III): B=E=H; A and D taken together is -CH₂NHCH₂-,
R¹=methoxy, R²=hydrogen;
- Compound of Formula (III): A=D=H; B and E taken together is -CH₂NHCH₂-,
R¹=methoxy, R²=hydrogen;

- Compound of Formula (III): B=E=H; A and D taken together is
 90 -CH₂N(benzyl)CH₂-, R¹=methoxy, R²=hydrogen;
 Compound of Formula (III): A=D=H; B and E taken together is
 -CH₂N(benzyl)CH₂-, R¹=methoxy, R²=hydrogen;
 Compound of Formula (III): B=E=H; A and D taken together is -CH₂N(4-nitro-
 phenyl-CH₂CH₂)CH₂-, R¹=methoxy, R²=hydrogen;
 95 Compound of Formula (III): B=E=H; A and D taken together is -CH₂N(3-nitro-
 phenyl-CH₂CH₂)CH₂-, R¹=methoxy, R²=hydrogen;
 Compound of Formula (III): B=E=H; A and D taken together is -CH₂N(4-
 NH(acetyl)-phenyl-CH₂CH₂)CH₂-, R¹=methoxy, R²=hydrogen;
 Compound of Formula (III): B=E=H; A and D taken together is -CH₂N(phenyl-
 100 CH₂CH₂CH₂)CH₂-, R¹=methoxy, R²=hydrogen;
 Compound of Formula (III): A=D=H; B and E taken together is -CH₂N(phenyl-
 CH₂CH₂CH₂)CH₂-, R¹=methoxy, R²=hydrogen;
 Compound of Formula (I): A=B=D=E=hydrogen; R¹=hydrogen, R²=hydrogen; or
 Compound of Formula (IV): R¹=methoxy; R²=hydrogen; A=B=D=E=hydrogen.

12. A pharmaceutical composition comprising a therapeutically effective amount of a compound of Claim 1 in combination with a pharmaceutically acceptable carrier.

13. A method for controlling a bacterial infection in a mammal comprising administering to an animal a therapeutically-effective pharmaceutical composition containing a compound according to Claim 1.

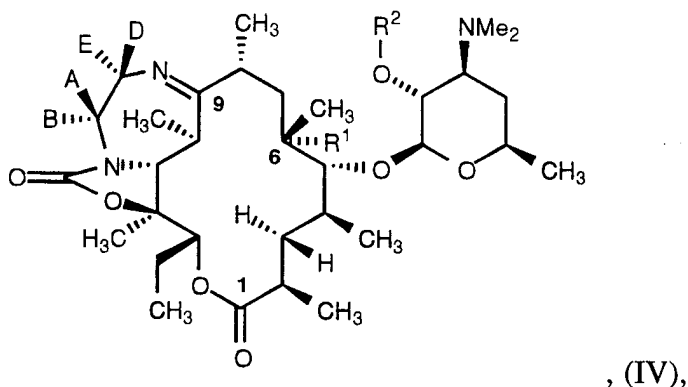
14. A pharmaceutical composition comprising a therapeutically effective amount of a compound of Claim 2 in combination with a pharmaceutically acceptable carrier.

15. A method for controlling a bacterial infection in a mammal comprising administering to an animal a therapeutically-effective pharmaceutical composition containing a compound according to Claim 2.

16. A pharmaceutical composition comprising a therapeutically effective amount of a compound of Claim 3 in combination with a pharmaceutically acceptable carrier.

17. A method for controlling a bacterial infection in a mammal comprising administering to an animal a therapeutically-effective pharmaceutical composition containing a compound according to Claim 3.

18. A pharmaceutical composition comprising a therapeutically effective amount of a compound of Claim 4 in combination with a pharmaceutically acceptable carrier.
19. A method for controlling a bacterial infection in a mammal comprising administering to an animal a therapeutically-effective pharmaceutical composition containing a compound according to Claim 4.
20. A pharmaceutical composition comprising a therapeutically effective amount of a compound of Claim 5 in combination with a pharmaceutically acceptable carrier.
21. A method for controlling a bacterial infection in a mammal comprising administering to an animal a therapeutically-effective pharmaceutical composition containing a compound according to Claim 5.
22. A pharmaceutical composition comprising a therapeutically effective amount of a compound of Claim 6 in combination with a pharmaceutically acceptable carrier.
23. A method for controlling a bacterial infection in a mammal comprising administering to an animal a therapeutically-effective pharmaceutical composition containing a compound according to Claim 6.
24. A pharmaceutical composition comprising a therapeutically effective amount of a compound of Claim 7 in combination with a pharmaceutically acceptable carrier.
25. A method for controlling a bacterial infection in a mammal comprising administering to an animal a therapeutically-effective pharmaceutical composition containing a compound according to Claim 7.
26. A pharmaceutical composition comprising a therapeutically effective amount of a compound of Claim 8 in combination with a pharmaceutically acceptable carrier.
27. A method for controlling a bacterial infection in a mammal comprising administering to an animal a therapeutically-effective pharmaceutical composition containing a compound according to Claim 8.



wherein:

A, B, D and E are independently selected from the group consisting of:

- 5 (a) hydrogen;
- (b) C₁-C₆-alkyl, as defined below, optionally substituted with one or more substituents selected from the group consisting of:
- 10 (i) aryl, as defined below;
- (ii) substituted-aryl, as defined below;
- (iii) heteroaryl, as defined below;
- (iv) substituted-heteroaryl, as defined below;
- (v) heterocycloalkyl, as defined below;
- (vi) hydroxy;
- (vii) C₁-C₆-alkoxy, as defined below;
- 15 (viii) halogen consisting of Br, Cl, F or I; and
- (ix) NR³R⁴, where R³ and R⁴ are independently selected from hydrogen and C₁-C₆-alkyl, or R³ and R⁴ are taken with the nitrogen atom to which they are connected to form a 3- to 7-membered ring optionally containing a hetero function consisting of -O-, -NH-, -N(C₁-C₆-alkyl)-, -N(aryl-C₁-C₆-alkyl)-, -N(substituted-aryl-C₁-C₆-alkyl)-, -N(heteroaryl-C₁-C₆-alkyl)-, -N(substituted-heteroaryl-C₁-C₆-alkyl)-, -S- or -S(O)_n-, wherein n is 1 or 2;
- (c) C₃-C₇-cycloalkyl;
- (d) aryl;
- (e) substituted-aryl;
- 25 (f) heteroaryl;
- (g) substituted-heteroaryl;
- (h) heterocycloalkyl;
- and
- (i) a group selected from option (b) above further substituted with -M-R⁵, wherein M is selected from the group consisting of:
- 30

- 35 (aa) -C(O)-NH-;
 (bb) -NH-C(O)-;
 (cc) -NH-
 (dd) -N(CH₃)-
 (ee) -O-
 (ff) -S(O)_n-, wherein n is 0, 1 or 2;
 (gg) -C(=NH)-NH-;
 (hh) -C(O)-O-;
 (ii) -O-C(O)-;
 40 (jj) -O-C(O)-NH-;
 (kk) -NH-C(O)-O-; and
 (ll) -NH-C(O)-NH-;

and

R⁵ is selected from the group consisting of:

- 45 (aaa) C₁-C₆-alkyl, optionally substituted with a substituent selected from the group consisting of:
- (i) aryl;
 (ii) substituted-aryl;
 (iii) heteroaryl; and
 50 (iv) substituted-heteroaryl;
- (bbb) aryl;
 (ccc) substituted-aryl;
 (ddd) heteroaryl;
 (eee) substituted-heteroaryl; and
 55 (fff) heterocycloalkyl;

or

any one pair of substituents, consisting of AB, AD, AE, BD, BE or DE, is taken together with the atom or atoms to which they are attached to form a 3- to 7-membered ring optionally containing a hetero function consisting of:

- 60 -O-;
 -NH-;
 -N(C₁-C₆-alkyl)-;
 -N(aryl-C₁-C₆-alkyl)-;
 -N(substituted-aryl-C₁-C₆-alkyl)-;
 65 -N(heteroaryl-C₁-C₆-alkyl)-;
 -N(substituted-heteroaryl-C₁-C₆-alkyl)-;
 -S- or -S(O)_n-, wherein n is 1 or 2;

70

- C(O)-NH-;
- C(O)-NR⁵-, wherein R⁵ is as described above;
- NH-C(O)-;
- NR⁵-C(O)-, wherein R⁵ is as described above; and
- C(=NH)-NH-;

R¹ is selected from the group consisting of:

75

80

- (a) hydrogen;
- (b) hydroxy;
- (c) -O-C₁-C₃-alkyl;
- (d) -O-C₃-C₅-cycloalkyl;
- (e) -O-C₁-C₃-alkyl-C₃-C₅-cycloalkyl;
- (f) -O-C(O)-C₁-C₃-alkyl;
- (g) -O-C(O)-O-C₁-C₃-alkyl; and
- (h) -O-C(O)-NH-C₁-C₃-alkyl;

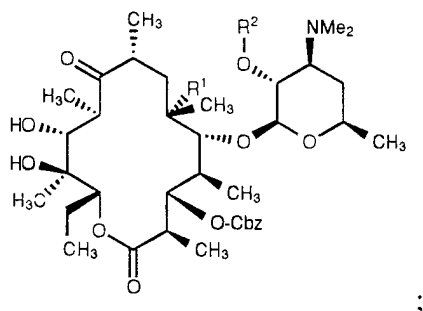
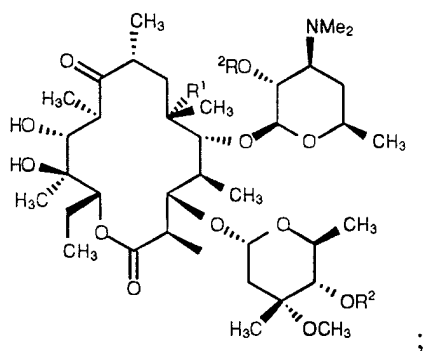
R² is hydrogen or a hydroxy-protecting group, as defined below; and

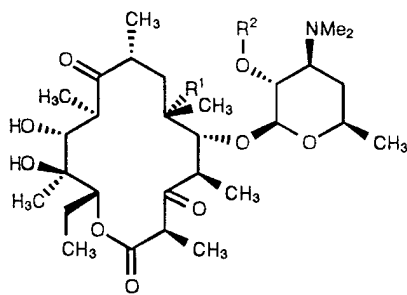
Z is hydroxy or protected-hydroxy;

except when the compound is of Formulas (I) or (III) then A, B, D, and E may not all be hydrogen, D and E may not be C₁-C₃-alkyl when A and B are hydrogen, nor may one of D and E be hydrogen and the other be C₁-C₃-alkyl when A and B are hydrogen;

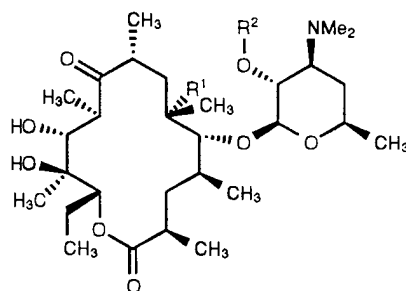
the method comprising:

- (a) treating a compound having the formula:





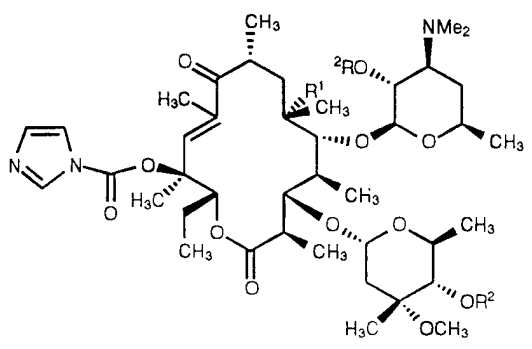
, or



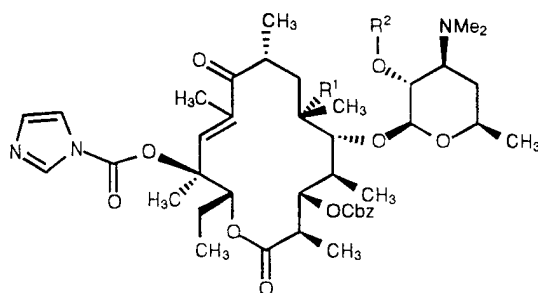
, respectively,

wherein R¹ is as described above and R² is a hydroxy-protecting group;

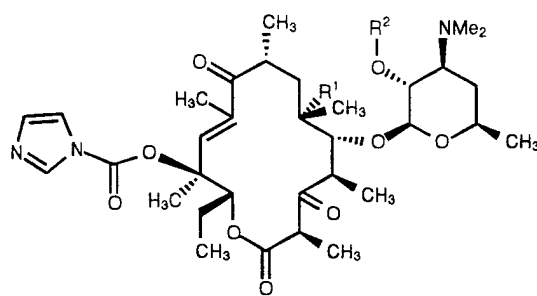
90 with a base, followed by reaction with carbonyldiimidazole, in an aprotic solvent, to prepare first intermediate compounds having the formulas:



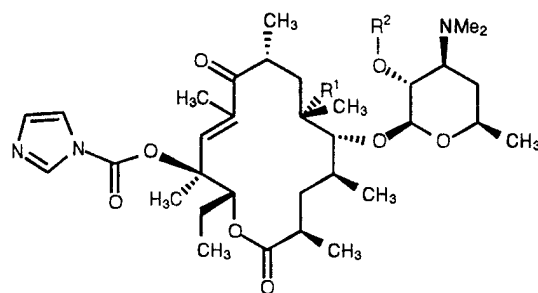
;



;



, or

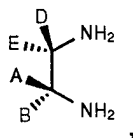


, respectively;

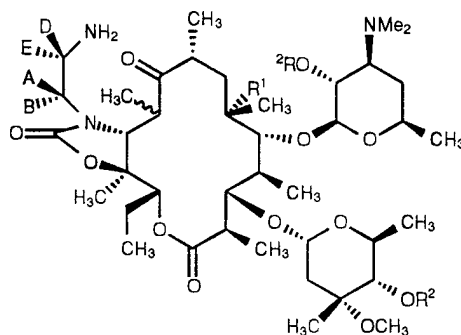
wherein R¹ and R² are as described above;

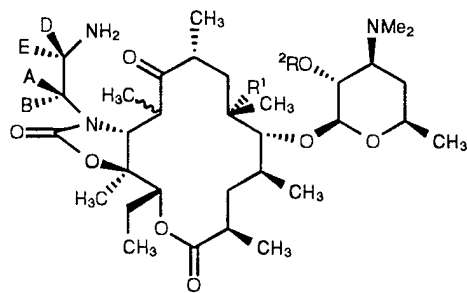
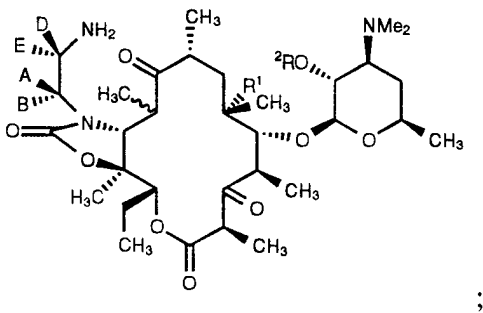
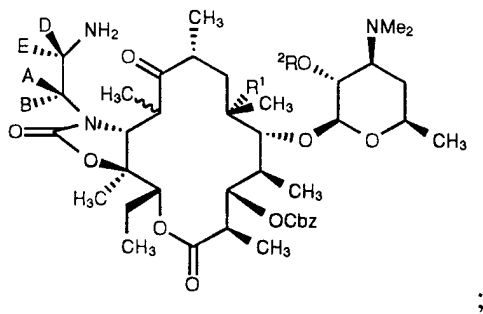
(b) reacting said first intermediate compounds with a compound having the formula:

95



wherein A, B, D, and E are as described above, to give the bicyclic second intermediate compounds having the formulas:

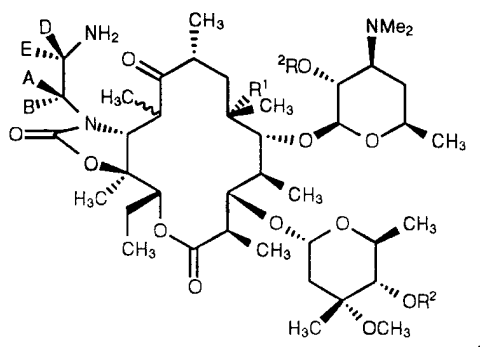


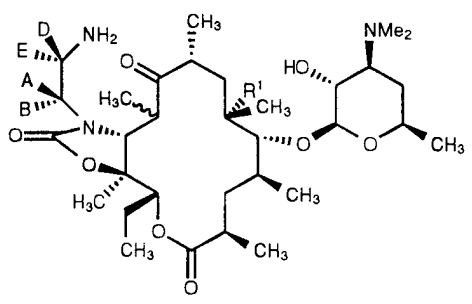
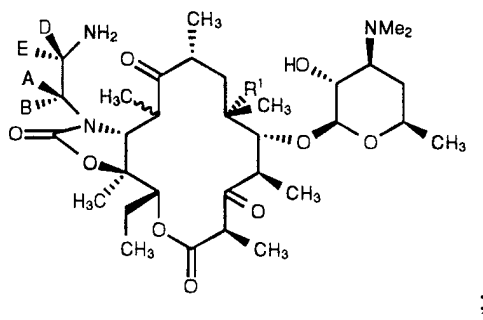
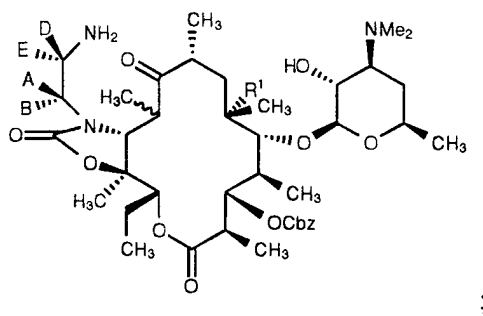


, respectively;

wherein R¹ and R² are as described above;

- 100 (c) deprotecting said second intermediate compounds by treatment with methanol or ethanol when OR² is an ester or with fluoride in THF or acetonitrile when R² is a trialkylsilyl group, for from 1 to 24 hours, to give the third intermediate compounds:





, respectively;

and

(d) cyclizing said third intermediate compounds by treatment with dilute acid for a period of from 4 hours to 10 days to give the desired compounds (I), (II), (III) or (IV) above.

31. A process according to Claim 30 wherein:

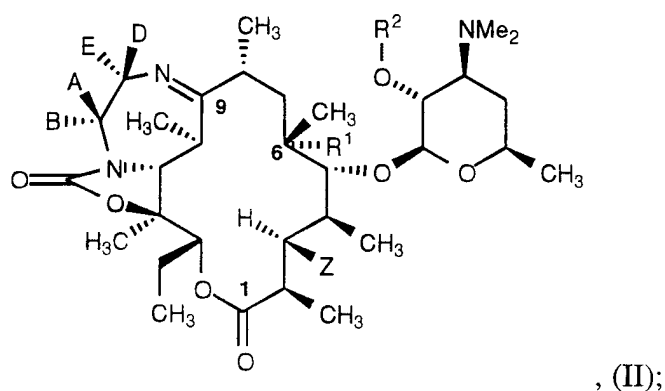
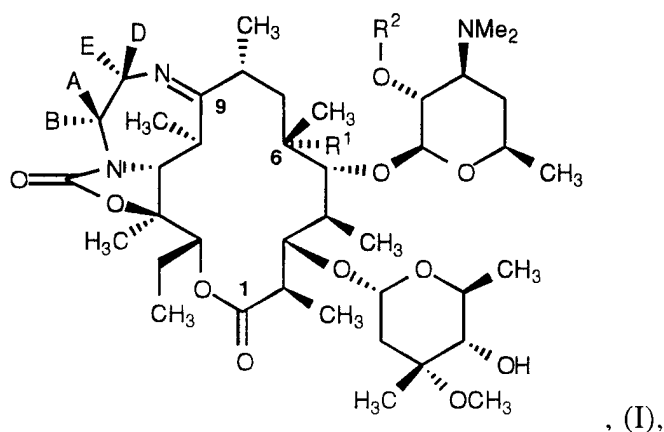
in step (a) the aprotic solvent is dichloromethane, chloroform, DMF, tetrahydrofuran (THF), N-methyl pyrrolidinone or a mixture thereof, the reaction temperature is from 0°C to room temperature, and the period of reaction is 1-8 hours;

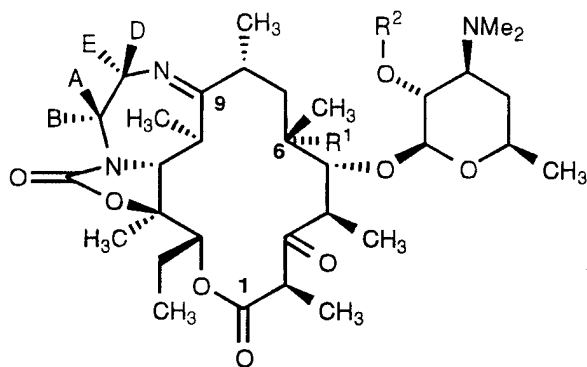
5 in step (b) the reaction is run in a solvent aqueous acetonitrile, DMF or aqueous DMF;

in step (c) deprotecting said second intermediate compounds is by treatment with by methanol or ethanol when OR² is an ester or with fluoride in THF or acetonitrile when R² is a trialkylsilyl group, for a period from 1 to 24 hours; and

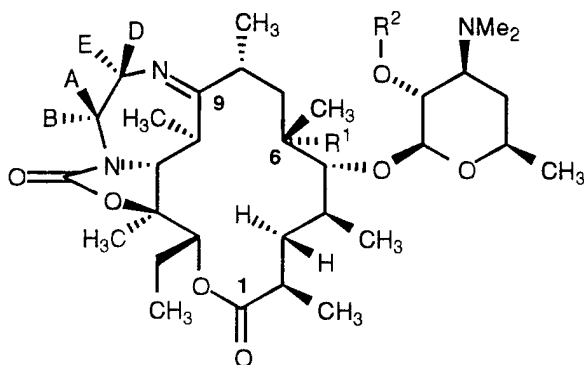
10 in step (d) cyclizing said third intermediate compounds is by treatment with dilute acetic acid or HCl in ethanol or propanol for a period of from 4 hours to 10 days to give the desired compounds.

32. A process for the preparation of tricyclic macrolide derivatives having the formulas:





, (III) or



, (IV),

wherein:

- 5 A, B, D and E are independently selected from the group consisting of:
- (a) hydrogen;
 - (b) C₁-C₆-alkyl, as defined below, optionally substituted with one or more substituents selected from the group consisting of:
 - (i) aryl, as defined below;
 - 10 (ii) substituted-aryl, as defined below;
 - (iii) heteroaryl, as defined below;
 - (iv) substituted-heteroaryl, as defined below;
 - (v) heterocycloalkyl, as defined below;
 - (vi) hydroxy;
 - 15 (vii) C₁-C₆-alkoxy, as defined below;
 - (viii) halogen consisting of Br, Cl, F or I; and
 - (ix) NR³R⁴, where R³ and R⁴ are taken with the nitrogen atom to which they are connected to form a 3- to 7-membered ring optionally containing a hetero function consisting of -O-, -NH-, -N(C₁-C₆-alkyl)-, -N(aryl-C₁-C₆-alkyl)-, -N(substituted-aryl-C₁-C₆-alkyl)-, -N(heteroaryl-C₁-C₆-alkyl)-, -N(substituted-heteroaryl-C₁-C₆-alkyl)-, -S- or -S(O)_n-, wherein n is 1 or 2;
 - 20

- (c) C₃-C₇-cycloalkyl;
- (d) aryl;
- (e) substituted-aryl;
- 25 (f) heteroaryl;
- (g) substituted-heteroaryl;
- (h) heterocycloalkyl;

and

30 (i) a group selected from option (b) above further substituted with -M-R⁵, wherein M is selected from the group consisting of:

- (aa) -C(O)-NH-;
- (bb) -NH-C(O)-;
- (cc) -NH-;
- (dd) -N(CH₃)-;
- 35 (ee) -O-;
- (rr) -S(O)_n-, wherein n is 0, 1 or 2;
- (gg) -C(=NH)-NH-;
- (hh) -C(O)-O-;
- (ii) -O-C(O)-;
- 40 (jj) -O-C(O)-NH-;
- (kk) -NH-C(O)-O-; and
- (ll) -NH-C(O)-NH-;

and

R⁵ is selected from the group consisting of:

45 (aaa) C₁-C₆-alkyl, optionally substituted with a substituent selected from the group consisting of:

- (i) aryl;
- (ii) substituted-aryl;
- (iii) heteroaryl; and
- 50 (iv) substituted-heteroaryl;
- (bbb) aryl;
- (ccc) substituted-aryl;
- (ddd) heteroaryl;
- (eee) substituted-heteroaryl; and
- 55 (fff) heterocycloalkyl;

or

any one pair of substituents, consisting of AB, AD, AE, BD, BE or DE, is taken together with the atom or atoms to which they are attached to form a 3- to 7-membered ring optionally containing a hetero function consisting of:

- 60 -O-;
- NH-;
- N(C₁-C₆-alkyl)-;
- N(aryl-C₁-C₆-alkyl)-;
- N(substituted-aryl-C₁-C₆-alkyl)-;
- 65 -N(heteroaryl-C₁-C₆-alkyl)-;
- N(substituted-heteroaryl-C₁-C₆-alkyl)-;
- S- or -S(O)_n-, wherein n is 1 or 2;
- C(O)-NH-;
- C(O)-NR⁵-, wherein R⁵ is as described above;
- 70 -NH-C(O)-;
- NR⁵-C(O)-, wherein R⁵ is as described above; and
- C(=NH)-NH-;

R¹ is selected from the group consisting of:

- 75 (a) hydrogen;
- (b) hydroxy;
- (c) -O-C₁-C₃-alkyl;
- (d) -O-C₃-C₅-cycloalkyl;
- (e) -O-C₁-C₃-alkyl-C₃-C₅-cycloalkyl;
- (f) -O-C(O)-C₁-C₃-alkyl;
- 80 (g) -O-C(O)-O-C₁-C₃-alkyl; and
- (h) -O-C(O)-NH-C₁-C₃-alkyl;

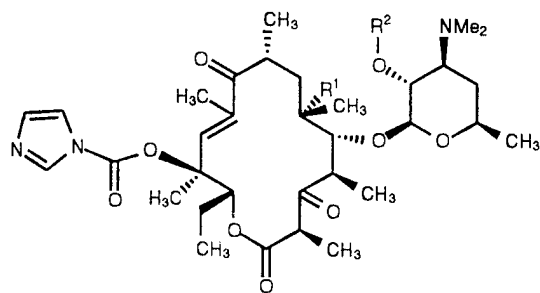
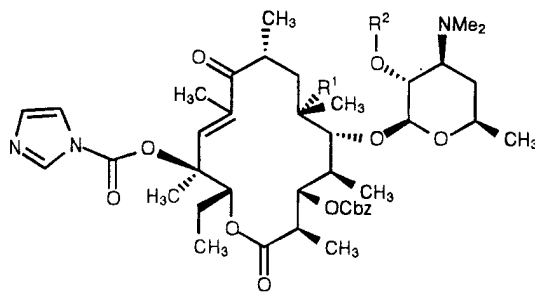
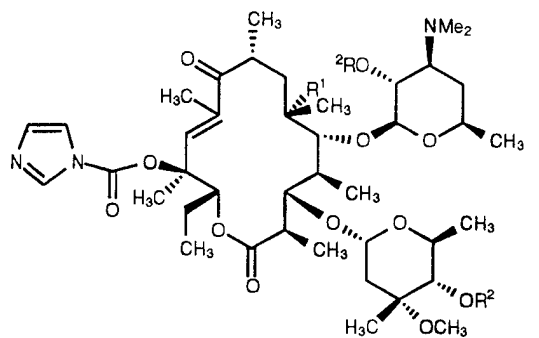
R² is hydrogen or a hydroxy-protecting group, as defined below; and

Z is hydroxy or protected-hydroxy;

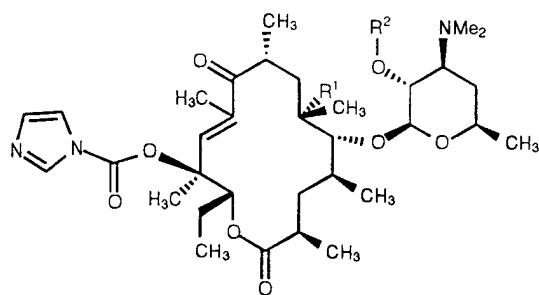
85 except when the compound is of Formulas (I) or (III) then A, B, D, and E may not all be hydrogen, D and E may not be C₁-C₃-alkyl when A and B are hydrogen, nor may one of D and E be hydrogen and the other be C₁-C₃-alkyl when A and B are hydrogen;

the method comprising:

- (a) treating a compound having the formulas:



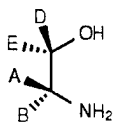
, or

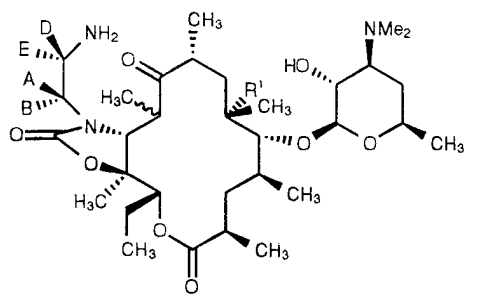
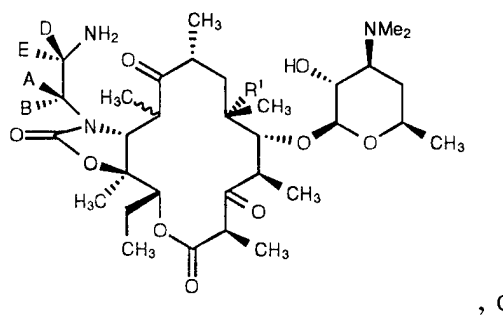
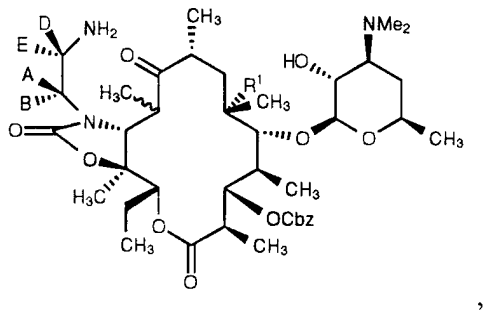
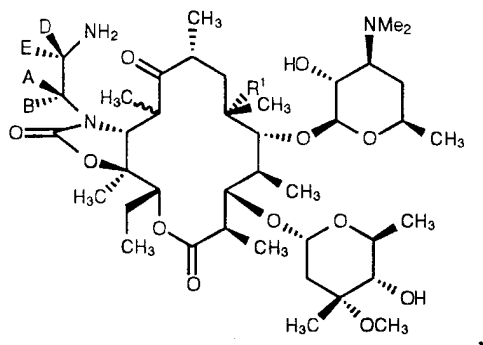


, respectively;

wherein R¹ and R² are as described above;

(b) reacting said first intermediate compounds with a compound having the formula:





; respectively; and

105 (e) cyclizing said fourth intermediate compounds by treatment with dilute acid, in an organic solvent, for a period of from 4 hours to 10 days to give the desired compounds of Formulas (I), (II), (III) or (IV).

33. The process as in Claim 32 wherein:
in step (a) the base is sodium hydride, lithium hydride, or potassium carbonate, the aprotic solvent is dichloromethane, chloroform, DMF, tetrahydrofuran (THF), N-methyl pyrrolidinone or a mixture thereof, the reaction temperature is from 0 °C
5 to room temperature, and the reaction period is from 1-8 hours;
in step (b) the solvent is aqueous acetonitrile, DMF or aqueous DMF;
in step (c) the reagents are triphenylphosphine and diphenylphosphoryl azide, diethylazodi-carboxylate in tetrahydrofuran, under Mitsunobu reaction conditions;
in step (d) the reducing reagent is triphenylphosphine-water, hydrogen with a
10 catalyst, sodium borohydride, or dialkylaluminum hydride; and
in step (e) cyclizing said third intermediate compounds is by treatment with dilute acetic acid or HCl in ethanol or propanol for a period of from 4 hours to 10 days to give the desired compounds.

34. The process as in Claim 32 wherein:
step (c) is replaced with a two-step sequence which comprises (1) reacting the hydroxy group of the bicyclic second intermediate compounds thereof with an alkyl or aryl sulfonyl chloride, an alkyl or aryl sulfonic anhydride or trifluoromethanesulfonic
5 anhydride in an aprotic solvent at -78°C to room temperature to give the corresponding sulfonate, and (2) reacting the said sulfonate with lithium azide or sodium azide in an aprotic solvent at 0°C to 100°C to give the third intermediate compound.

INTERNATIONAL SEARCH REPORT

International Application No
PCT/US 97/05871

A. CLASSIFICATION OF SUBJECT MATTER
IPC 6 C07H17/00 C07H17/08 A61K31/71

According to International Patent Classification (IPC) or to both national classification and IPC

B. FIELDS SEARCHED

Minimum documentation searched (classification system followed by classification symbols)
IPC 6 C07H A61K

Documentation searched other than minimum documentation to the extent that such documents are included in the fields searched

Electronic data base consulted during the international search (name of data base and, where practical, search terms used)

C. DOCUMENTS CONSIDERED TO BE RELEVANT

Category *	Citation of document, with indication, where appropriate, of the relevant passages	Relevant to claim No.
X	EP 0 559 896 A (TAISHO PHARMA CO LTD) 15 September 1993 cited in the application see the whole document ---	1
X	EP 0 638 585 A (TAISHO PHARMA CO LTD) 15 February 1995 cited in the application see the whole document ---	1
A	EP 0 619 319 A (TAISHO PHARMA CO LTD) 12 October 1994 cited in the application see the whole document ---	1,30,32
E	WO 97 17356 A (ABBOTT LAB) 15 May 1997 cited in the application see the whole document -----	1,30,32

Further documents are listed in the continuation of box C.

Patent family members are listed in annex.

* Special categories of cited documents :

- | | |
|--|--|
| <p>"A" document defining the general state of the art which is not considered to be of particular relevance</p> <p>"E" earlier document but published on or after the international filing date</p> <p>"L" document which may throw doubts on priority claim(s) or which is cited to establish the publication date of another citation or other special reason (as specified)</p> <p>"O" document referring to an oral disclosure, use, exhibition or other means</p> <p>"P" document published prior to the international filing date but later than the priority date claimed</p> | <p>"T" later document published after the international filing date or priority date and not in conflict with the application but cited to understand the principle or theory underlying the invention</p> <p>"X" document of particular relevance; the claimed invention cannot be considered novel or cannot be considered to involve an inventive step when the document is taken alone</p> <p>"Y" document of particular relevance; the claimed invention cannot be considered to involve an inventive step when the document is combined with one or more other such documents, such combination being obvious to a person skilled in the art.</p> <p>"&" document member of the same patent family</p> |
|--|--|

Date of the actual completion of the international search

14 August 1997

Date of mailing of the international search report

25 -08- 1997

Name and mailing address of the ISA

European Patent Office, P.B. 5818 Patentlaan 2
NL - 2280 HV Rijswijk
Tel. (+ 31-70) 340-2040, Tx. 31 651 epo nl,
Fax: (+ 31-70) 340-3016

Authorized officer

Moreno, C

INTERNATIONAL SEARCH REPORT

International application No.

PCT/US 97/05871

Box I Observations where certain claims were found unsearchable (Continuation of item 1 of first sheet)

This International Search Report has not been established in respect of certain claims under Article 17(2)(a) for the following reasons:

1. Claims Nos.:
because they relate to subject matter not required to be searched by this Authority, namely:
Remark: Although claim(s) 13, 15, 17, 19, 21, 23, 25, 27 and 29 is(are) directed to a method of treatment of the human/animal body, the search has been carried out and based on the alleged effects of the compound/composition.
2. Claims Nos.:
because they relate to parts of the International Application that do not comply with the prescribed requirements to such an extent that no meaningful International Search can be carried out, specifically:
3. Claims Nos.:
because they are dependent claims and are not drafted in accordance with the second and third sentences of Rule 6.4(a).

Box II Observations where unity of invention is lacking (Continuation of item 2 of first sheet)

This International Searching Authority found multiple inventions in this international application, as follows:

1. As all required additional search fees were timely paid by the applicant, this International Search Report covers all searchable claims.
2. As all searchable claims could be searched without effort justifying an additional fee, this Authority did not invite payment of any additional fee.
3. As only some of the required additional search fees were timely paid by the applicant, this International Search Report covers only those claims for which fees were paid, specifically claims Nos.:
4. No required additional search fees were timely paid by the applicant. Consequently, this International Search Report is restricted to the invention first mentioned in the claims; it is covered by claims Nos.:

Remark on Protest

- The additional search fees were accompanied by the applicant's protest.
- No protest accompanied the payment of additional search fees.

INTERNATIONAL SEARCH REPORT

Information on patent family members

International Application No

PCT/US 97/05871

Patent document cited in search report	Publication date	Patent family member(s)	Publication date
EP 0559896 A	15-09-93	CA 2096969 A	29-05-92
		WO 9209614 A	11-06-92
		US 5403923 A	04-04-95

EP 0638585 A	15-02-95	AU 4022393 A	18-11-93
		DE 69305987 D	19-12-96
		DE 69305987 T	06-03-97
		US 5631355 A	20-05-97
		AT 135707 T	15-04-96
		AT 145212 T	15-11-96
		AU 4022293 A	18-11-93
		CA 2118488 A	23-10-93
		CA 2118489 A	23-10-93
		DE 69301916 D	25-04-96
		DE 69301916 T	08-08-96
		EP 0638584 A	15-02-95
		ES 2087737 T	16-07-96
		ES 2096915 T	16-03-97
		JP 6009678 A	18-01-94
		WO 9321199 A	28-10-93
		WO 9321200 A	28-10-93
US 5591837 A	07-01-97		

EP 0619319 A	12-10-94	AU 663145 B	28-09-95
		DE 69217989 D	10-04-97
		DE 69217989 T	12-06-97
		US 5523399 A	04-06-96
		AT 149508 T	15-03-97
		AT 153341 T	15-06-97
		AU 3172793 A	28-07-93
		AU 667334 B	21-03-96
		AU 3172893 A	28-07-93
		CA 2126664 A	08-07-93
		CA 2126665 A	08-07-93
		DE 69219900 D	26-06-97
		EP 0619320 A	12-10-94
		ES 2101290 T	01-07-97
		WO 9313115 A	08-07-93
		WO 9313116 A	08-07-93
		US 5631354 A	20-05-97

INTERNATIONAL SEARCH REPORT

Information on patent family members

International Application No

PCT/US 97/05871

Patent document cited in search report	Publication date	Patent family member(s)	Publication date
WO 9717356 A	15-05-97	AU 7447096 A	29-05-97
