



US00D779702S

(12) **United States Design Patent**
Yeh

(10) **Patent No.:** **US D779,702 S**

(45) **Date of Patent:** **** Feb. 21, 2017**

(54) **CIRCULAR INDUCTION LAMP FIXTURE**

(71) Applicant: **John Yeh**, Chino Hills, CA (US)

(72) Inventor: **John Yeh**, Chino Hills, CA (US)

(**) Term: **14 Years**

(21) Appl. No.: **29/507,284**

(22) Filed: **Oct. 25, 2014**

(51) **LOC (10) Cl.** **26-03**

(52) **U.S. Cl.**
USPC **D26/77**

(58) **Field of Classification Search**

USPC D26/71, 72, 75, 76, 78, 79, 80, 81, 82,
D26/83, 85, 86, 88, 90, 113, 118, 119,
D26/120, 121, 122, 138
CPC F21S 2/00; F21S 4/00; F21S 4/003;
F21S 4/005; F21S 4/006; F21S
4/007; F21S 4/008; F21S 6/00; F21S
8/00; F21S 8/024; F21S 8/026; F21S
8/031; F21S 8/033; F21S
8/035-8/037; F21S 8/04; F21S
8/043; F21S 8/063

See application file for complete search history.

(56) **References Cited**

U.S. PATENT DOCUMENTS

2,665,784 A * 1/1954 Lacy F21V 11/00
362/290
3,780,286 A * 12/1973 Alexieff F21S 8/02
D26/120

D329,102 S * 9/1992 Dieperink D26/77
D334,077 S * 3/1993 Dieperink D26/77
D542,963 S * 5/2007 Zucker D26/121
D593,697 S * 6/2009 Liu D26/74
D600,392 S * 9/2009 Ling D26/74
D677,821 S * 3/2013 Jeon D26/74
D707,386 S * 6/2014 McKenzie D26/142
2011/0141743 A1* 6/2011 Fabbri F21V 23/00
362/296.01

* cited by examiner

Primary Examiner — George D Kirschbaum

Assistant Examiner — Natasha Vujcic

(74) *Attorney, Agent, or Firm* — Denis Khoo

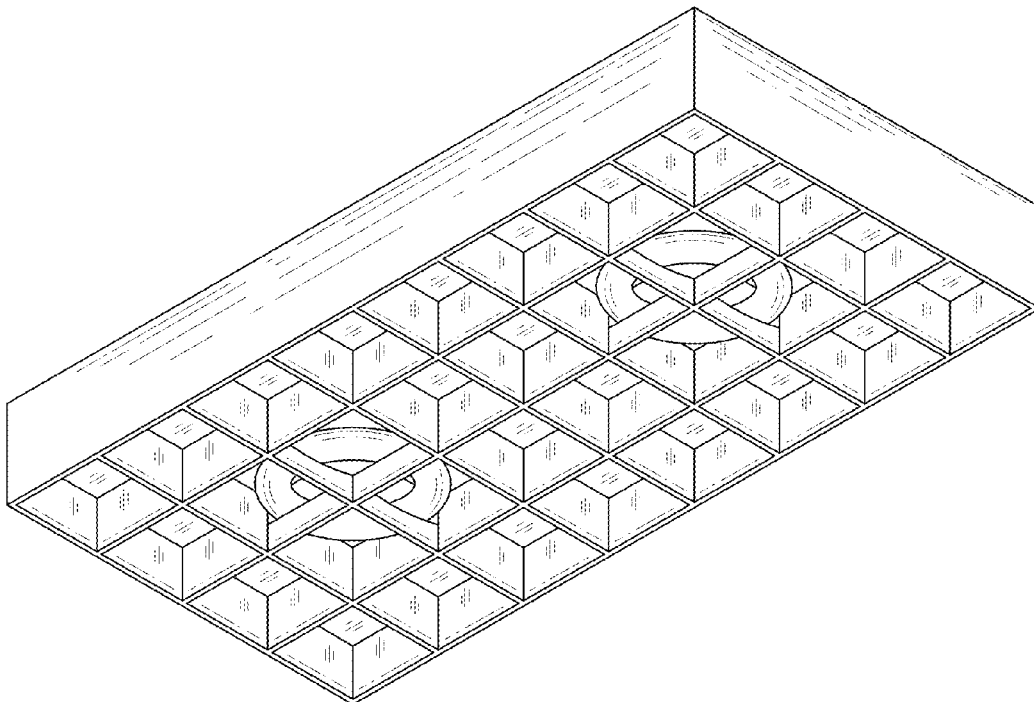
(57) **CLAIM**

I claim, the ornamental design for a circular induction lamp fixture, as shown and described.

DESCRIPTION

FIG. 1 is a perspective view showing the right, front, and bottom sides of a circular induction lamp fixture showing my new design, wherein a perspective view showing the left, back, and bottom sides is a mirror image thereof; FIG. 2 is a bottom plan view thereof; FIG. 3 is a top plan view thereof; and, FIG. 4 is a left side elevation view, wherein the right side elevation view is a mirror image thereof.

1 Claim, 4 Drawing Sheets



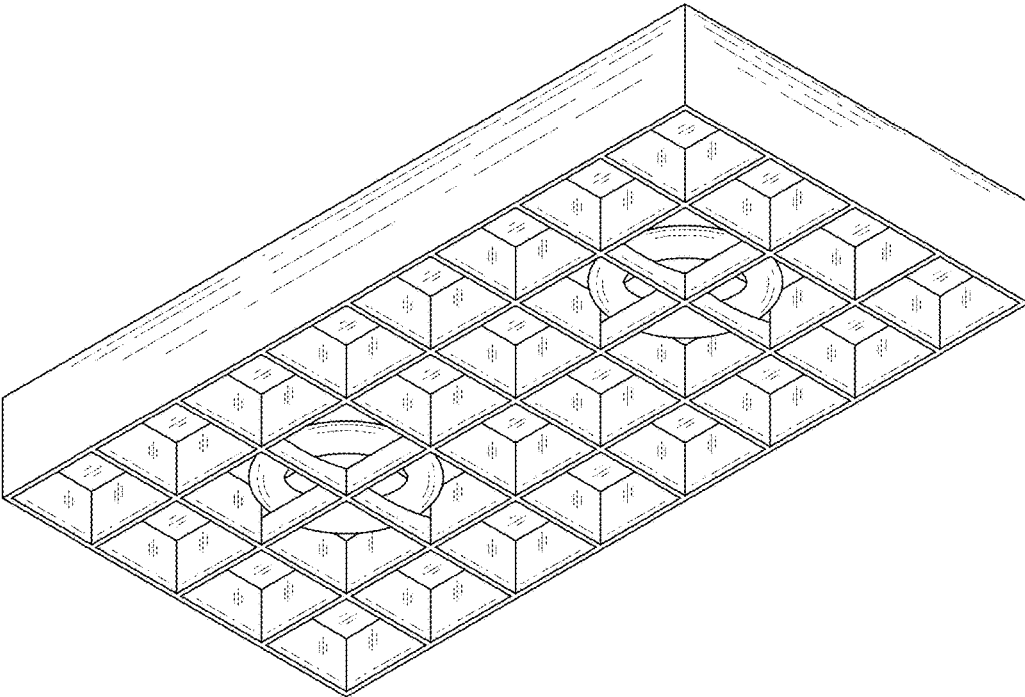


FIG. 1

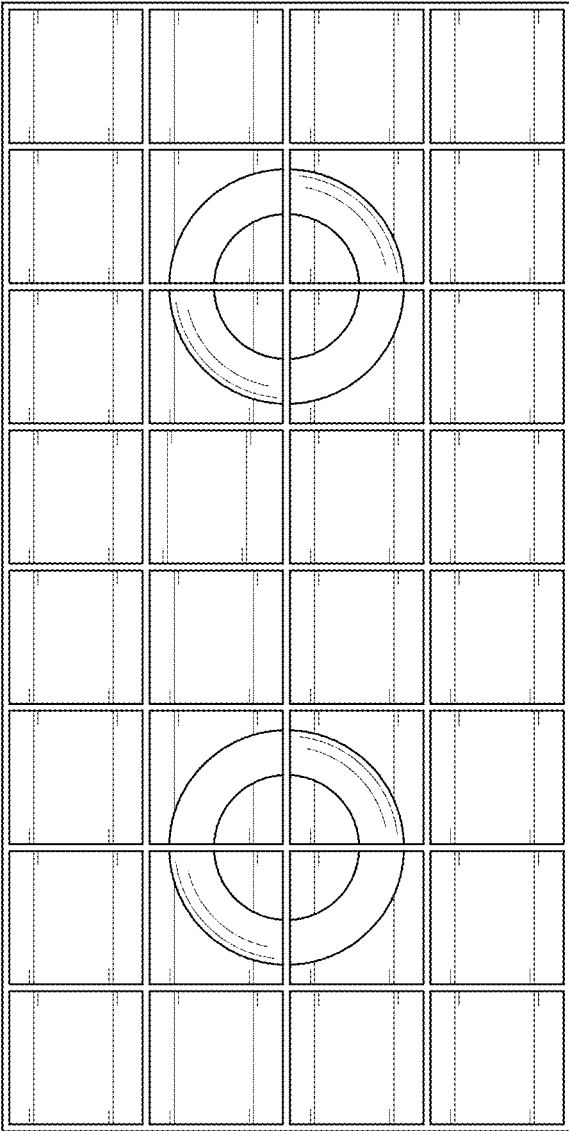


FIG. 2




FIG. 3




FIG. 4