



US 20140053202A1

(19) **United States**(12) **Patent Application Publication**  
**Selim**(10) **Pub. No.: US 2014/0053202 A1**(43) **Pub. Date: Feb. 20, 2014**(54) **METHOD AND SYSTEM FOR MANAGING  
PROGRAMMING ON A TELEVISION**(71) Applicant: **Flextronics AP, LLC**, San Jose, CA  
(US)(72) Inventor: **Mohammed Selim**, Oakville (CA)(73) Assignee: **Flextronics AP, LLC**, San Jose, CA  
(US)(21) Appl. No.: **13/968,913**(22) Filed: **Aug. 16, 2013****Related U.S. Application Data**

(60) Provisional application No. 61/684,672, filed on Aug. 17, 2012, provisional application No. 61/702,650, filed on Sep. 18, 2012, provisional application No. 61/697,710, filed on Sep. 6, 2012, provisional application No. 61/700,182, filed on Sep. 12, 2012, provisional application No. 61/736,692, filed on Dec. 13, 2012, provisional application No. 61/798,821, filed on Mar. 15, 2013, provisional application No. 61/804,942, filed on Mar. 25, 2013, provisional application No. 61/804,998, filed on Mar. 25, 2013, provisional application No. 61/804,971, filed on Mar. 25, 2013, provisional application No. 61/804,990, filed on Mar. 25, 2013, provisional application No. 61/805,003, filed on Mar. 25, 2013, provisional application No. 61/805,

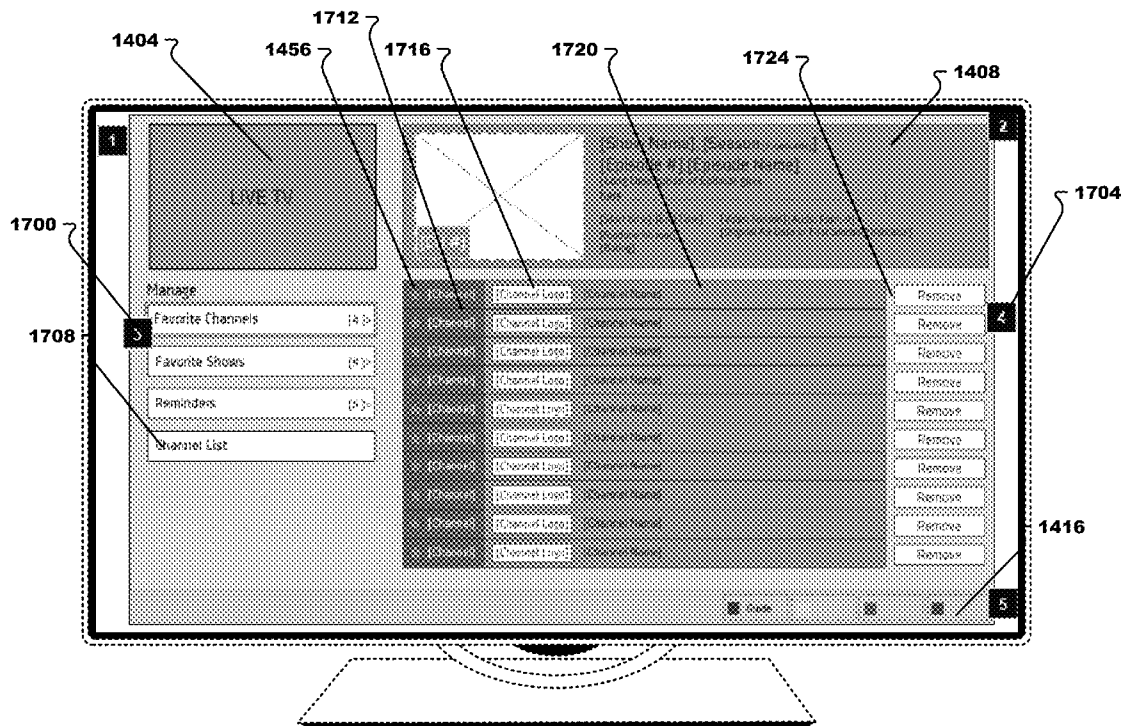
053, filed on Mar. 25, 2013, provisional application No. 61/805,030, filed on Mar. 25, 2013, provisional application No. 61/805,027, filed on Mar. 25, 2013, provisional application No. 61/805,042, filed on Mar. 25, 2013, provisional application No. 61/805,038, filed on Mar. 25, 2013.

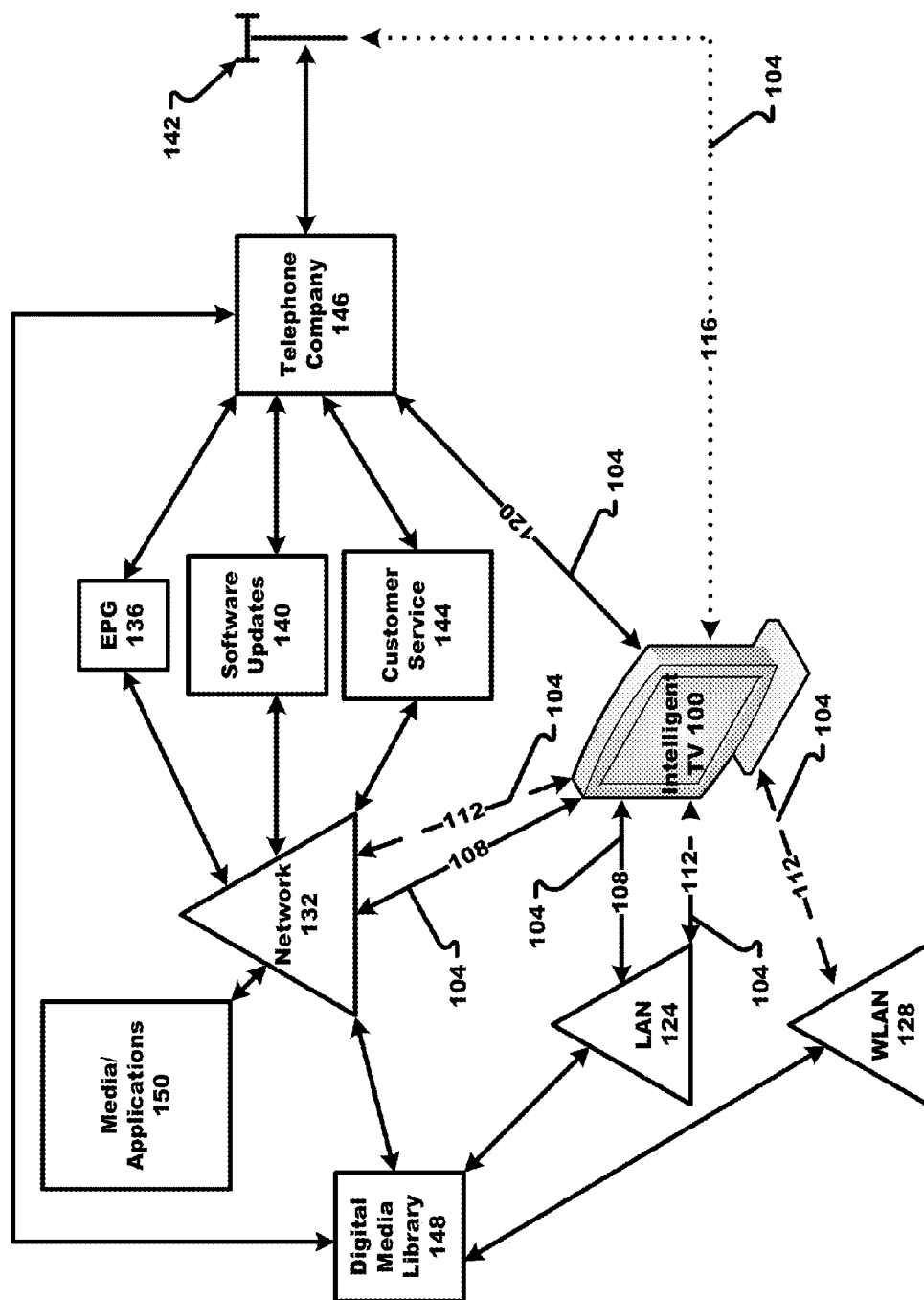
**Publication Classification**

(51) **Int. Cl.**  
**H04N 21/482** (2006.01)  
(52) **U.S. Cl.**  
CPC ..... **H04N 21/482** (2013.01)  
USPC ..... **725/46; 725/44**

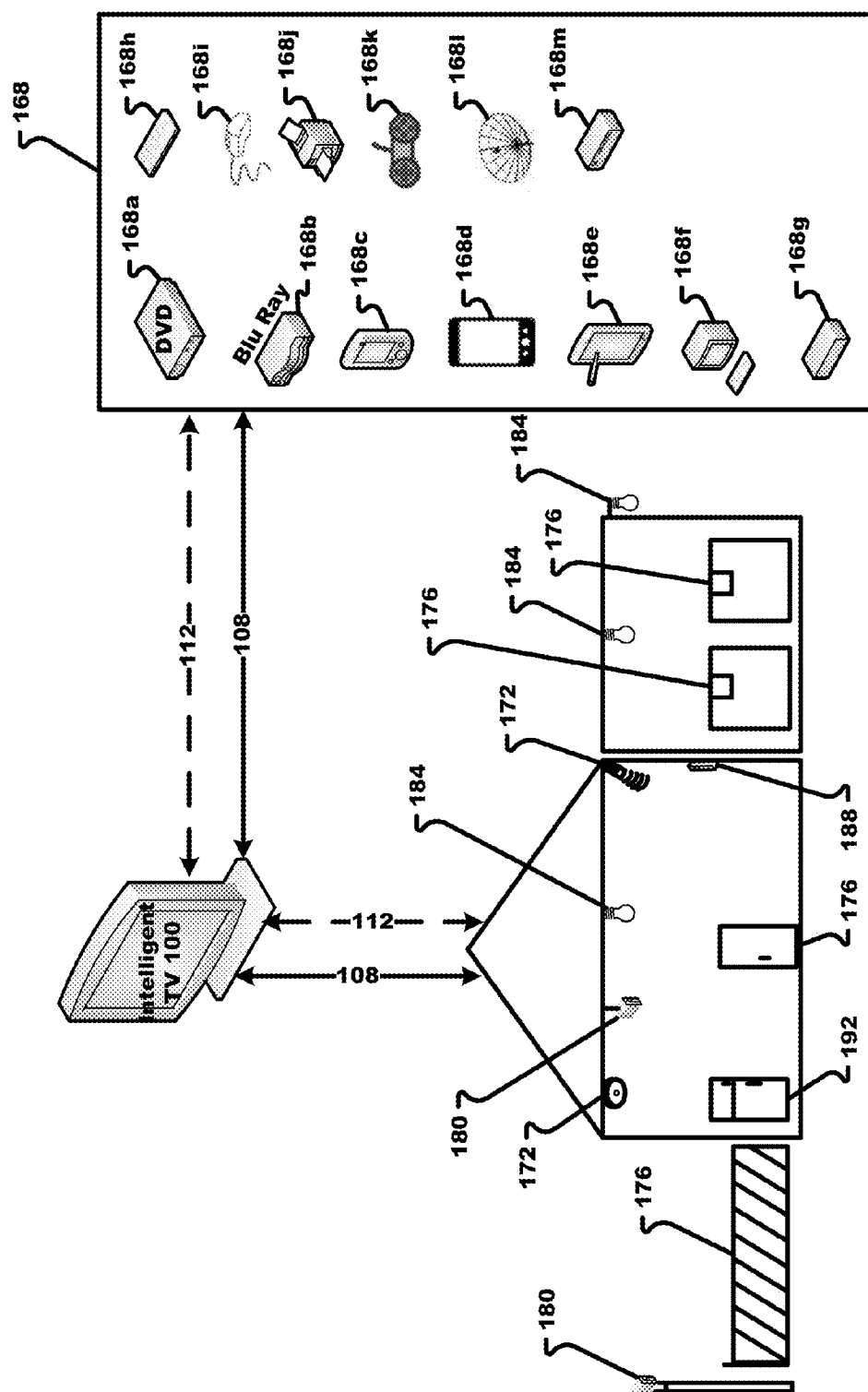
(57) **ABSTRACT**

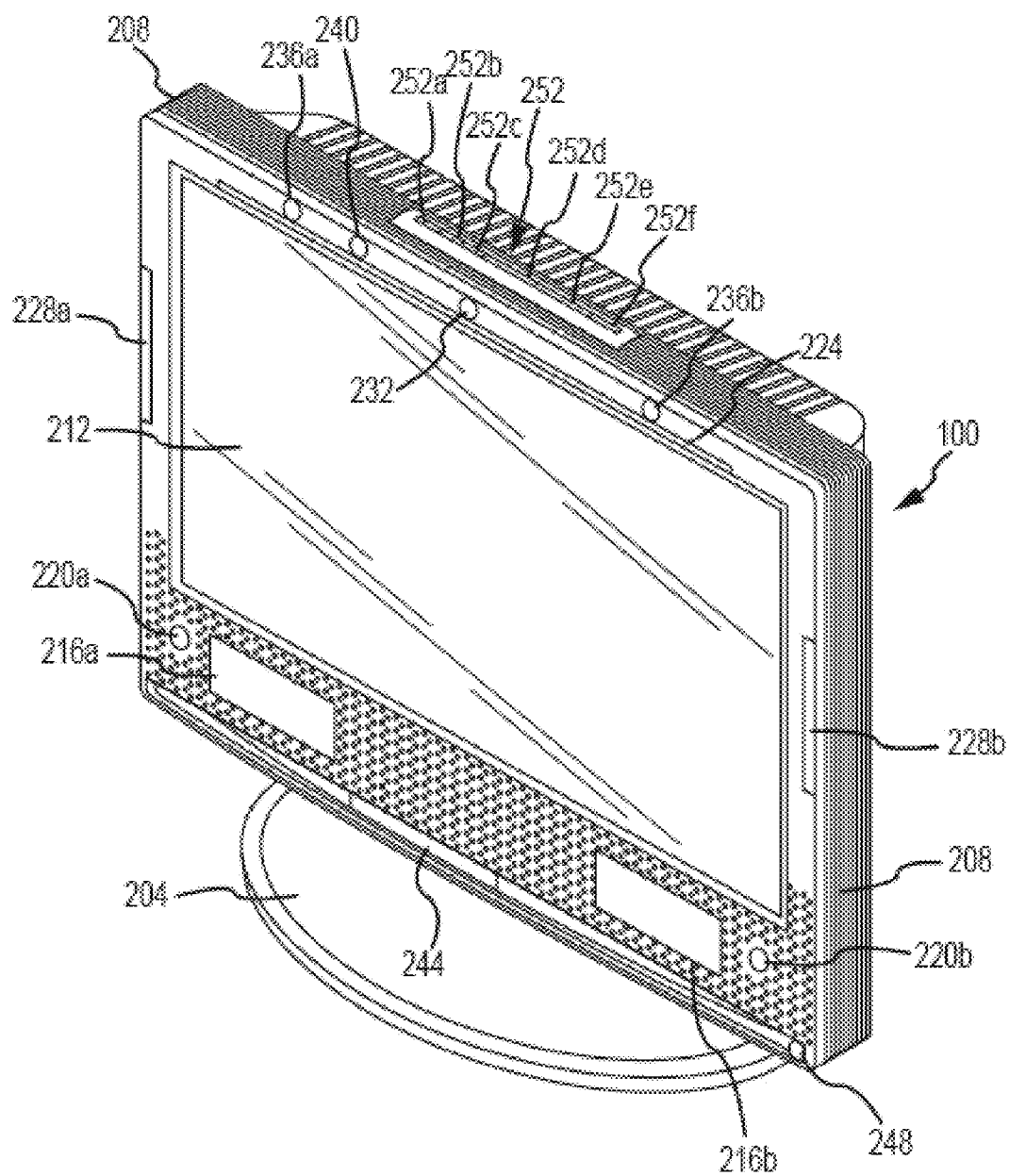
A method, system, and executable instructions are provided that receive from a network accessible content provider, electronic program guide (“EPG”) information, the EPG information comprising, for each program, program name, program channel, and program description, to maintain, in the local computer readable medium, a set of favorite channels and programs, to receive from a remote control of a user, a request for channels and programs marked as favorites, to display, on the television screen, a listing of the set of favorite channels and programs, the listing comprising EPG information, to receive, from the at least one of an infrared and radio frequency module, a selected channel or program from the listing, and to change to the selected channel.



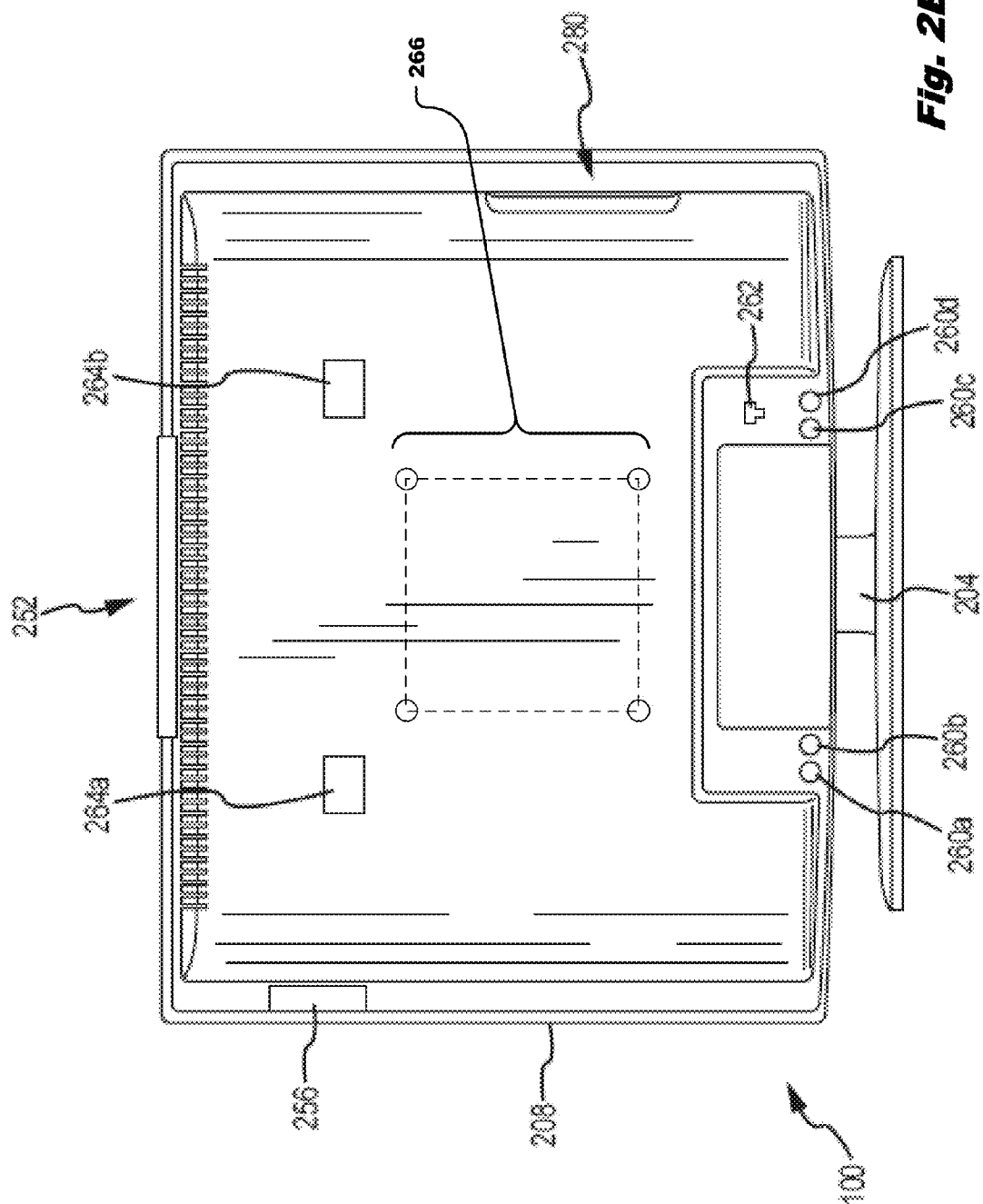


**Fig. 1A**

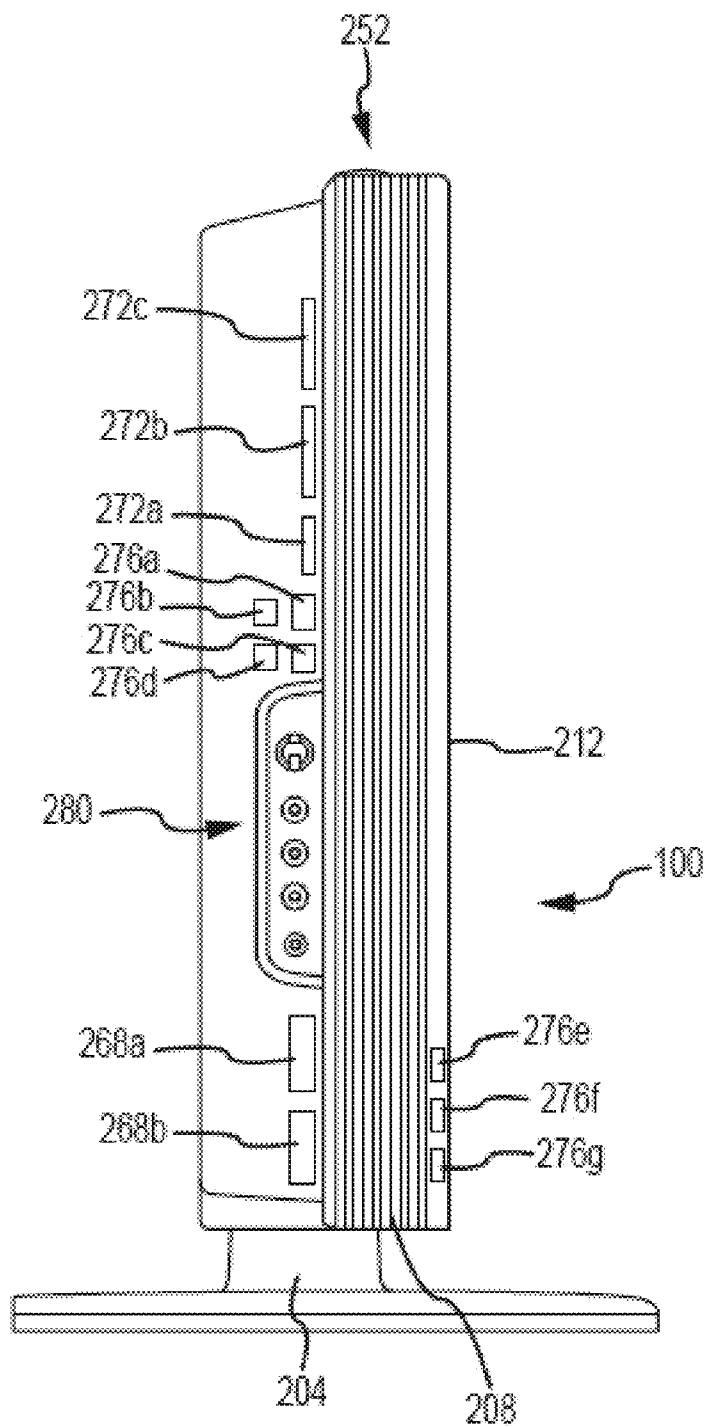




**Fig. 2A**



**Fig. 2B**



**Fig. 2C**

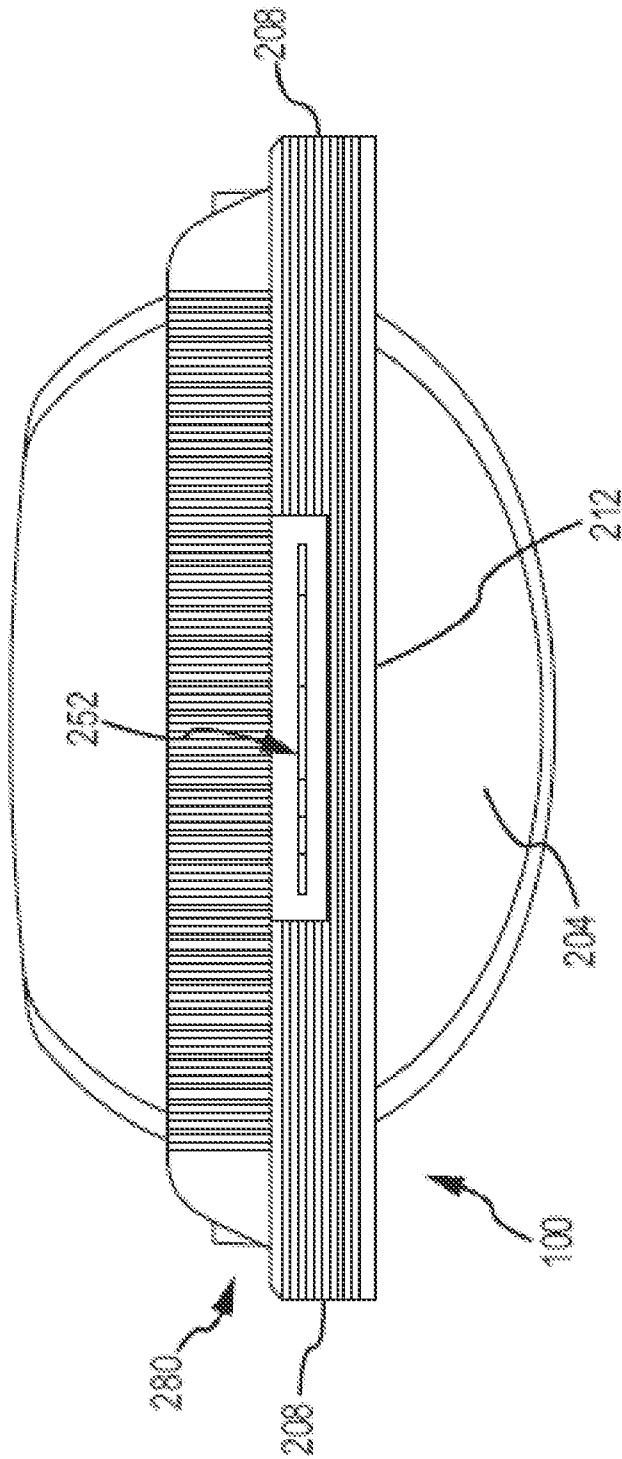
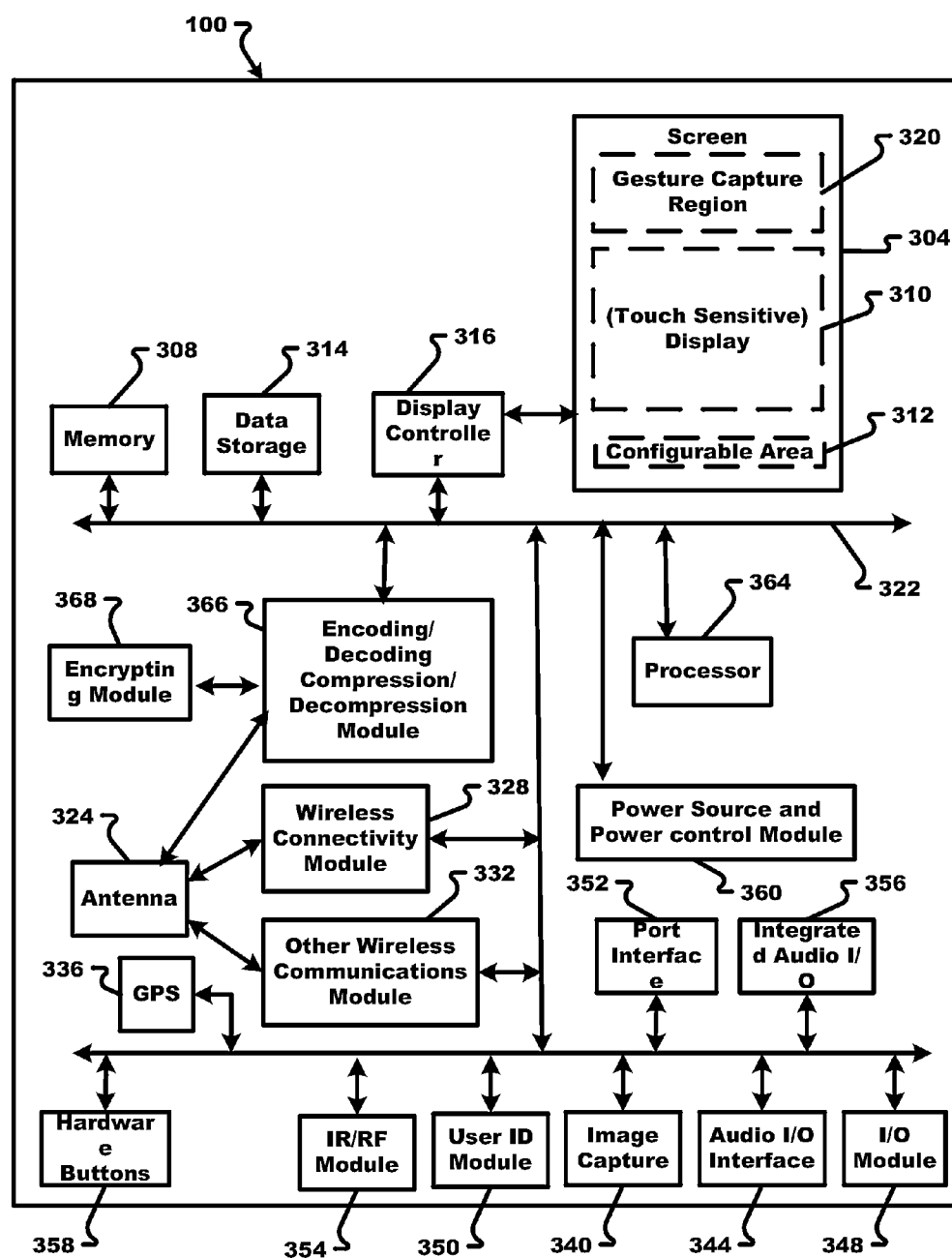
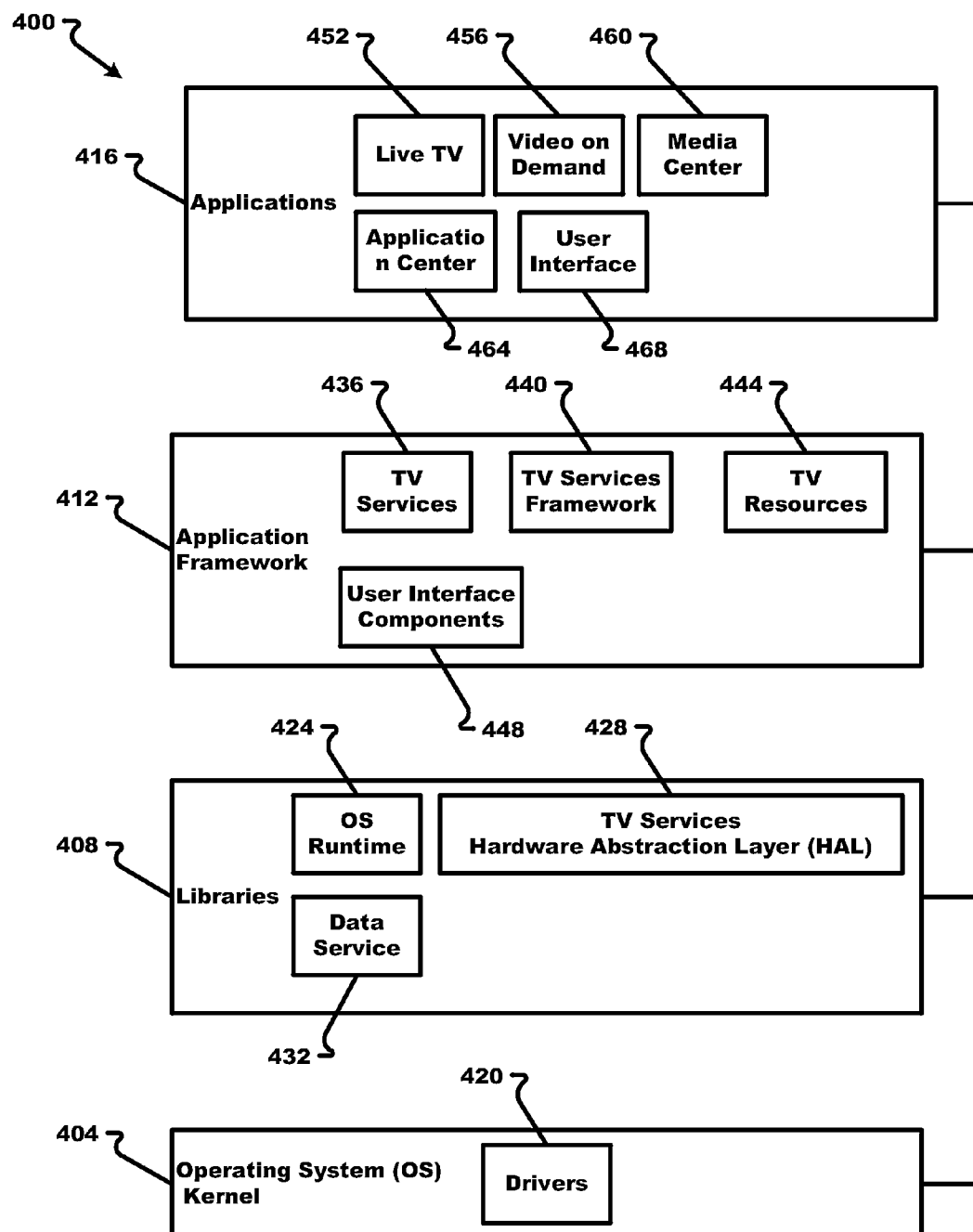


Fig. 2D

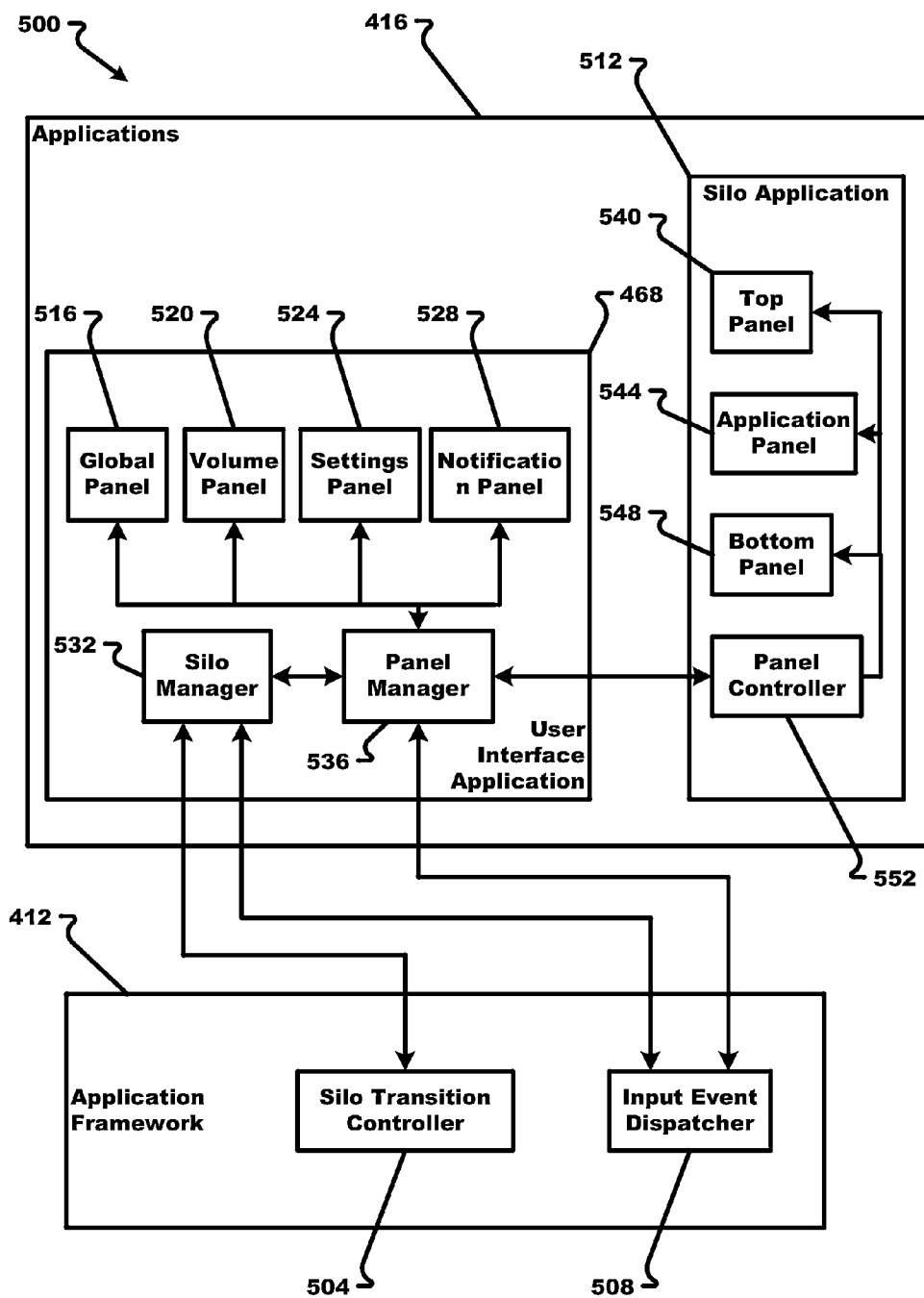


**FIG. 3**

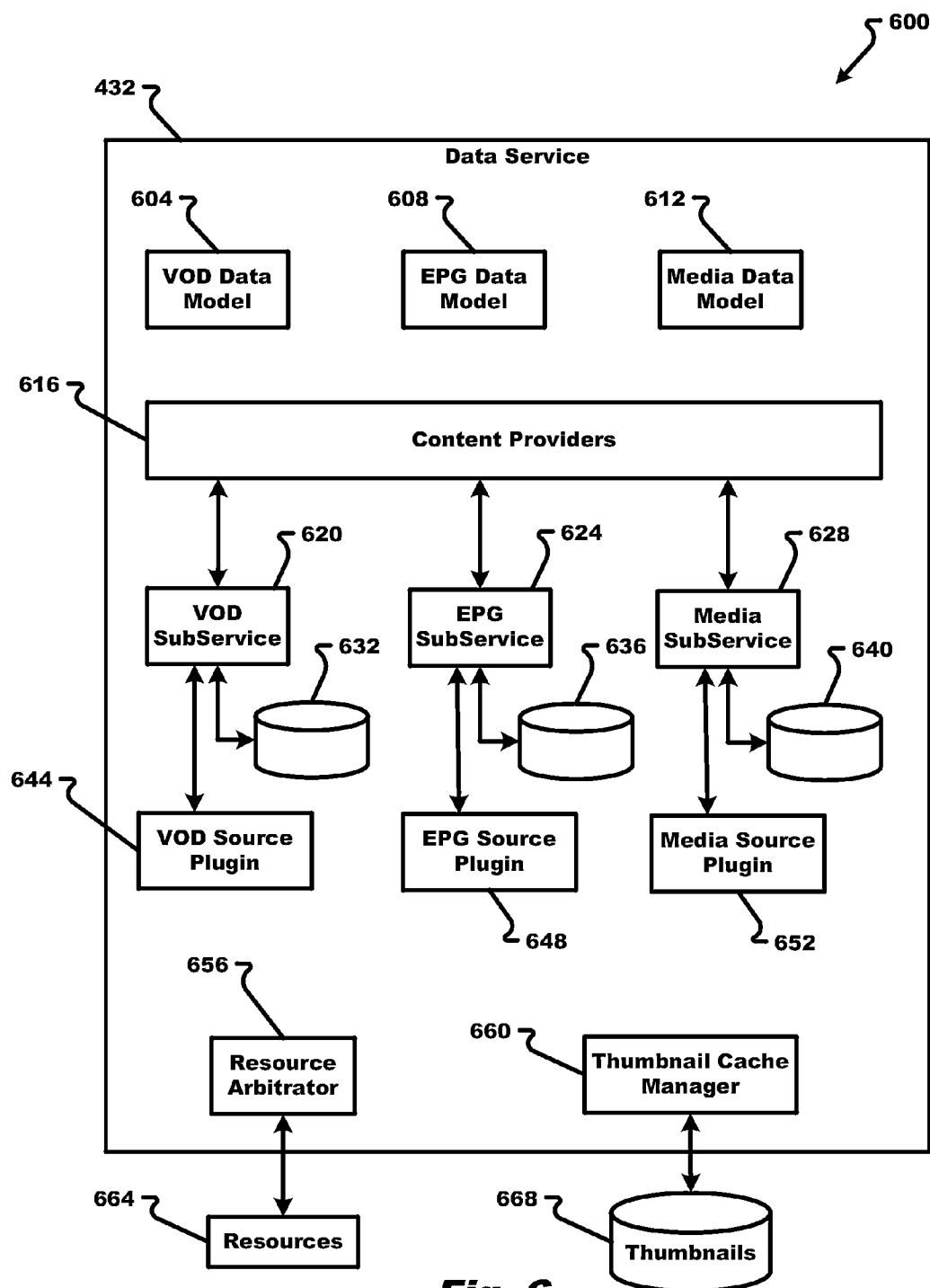




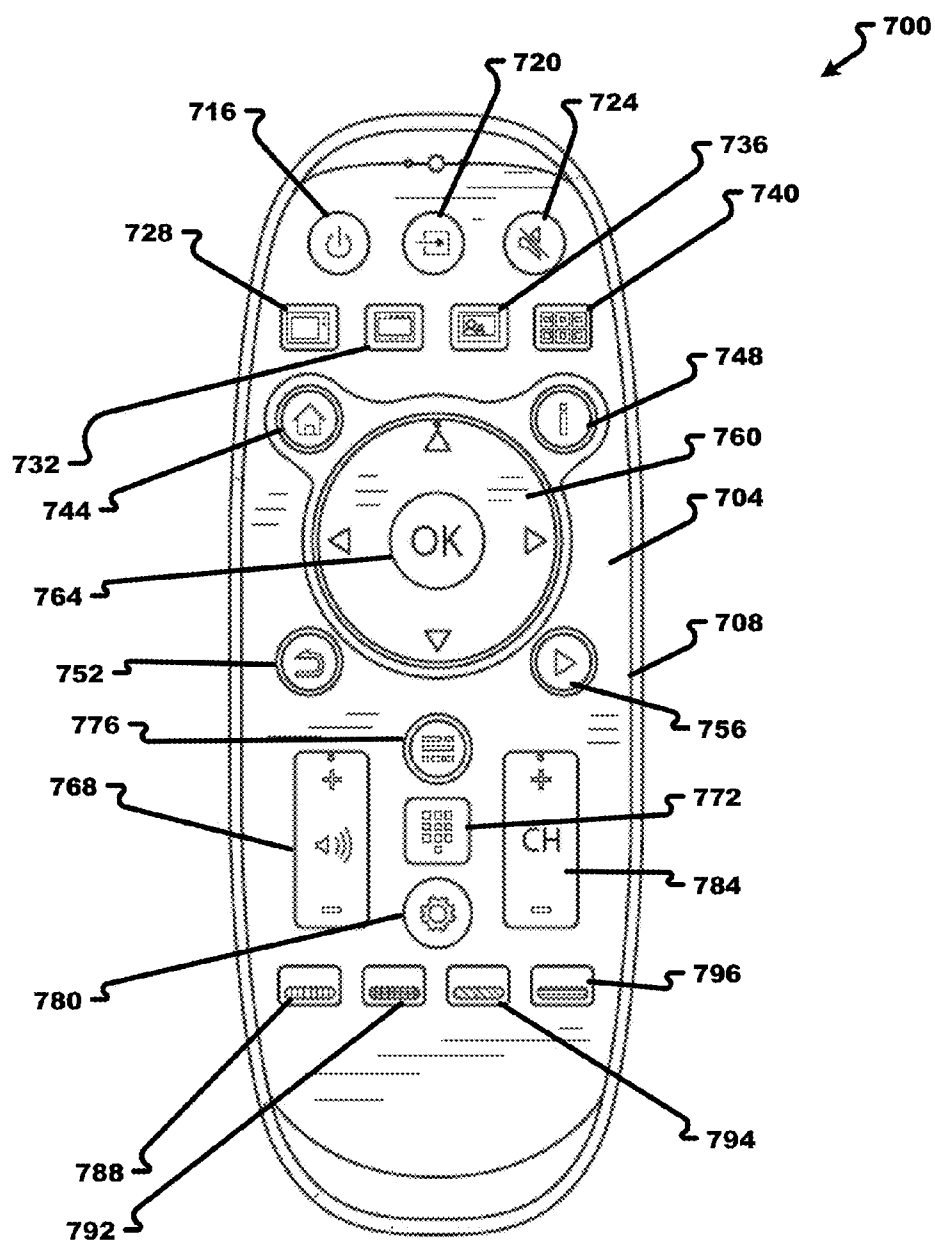
**FIG. 4**



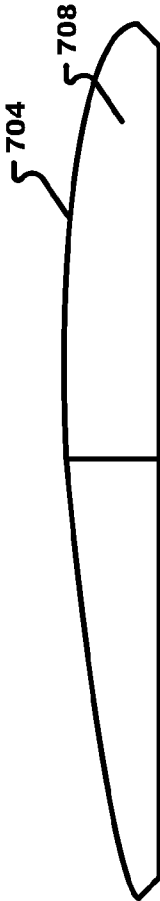
**FIG. 5**



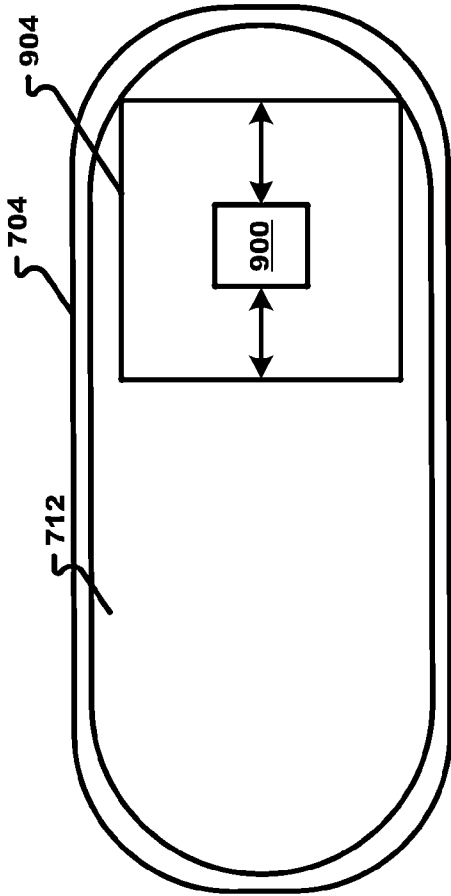
**Fig. 6**



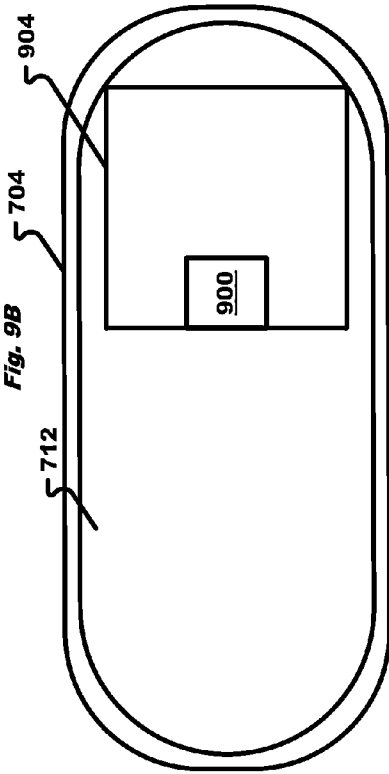
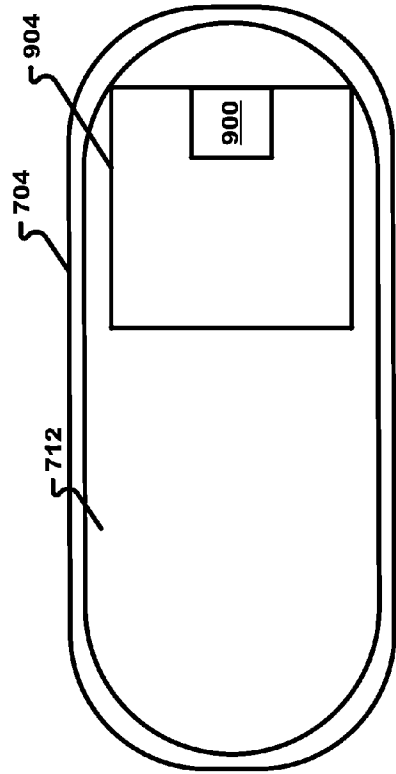
**Fig. 7**



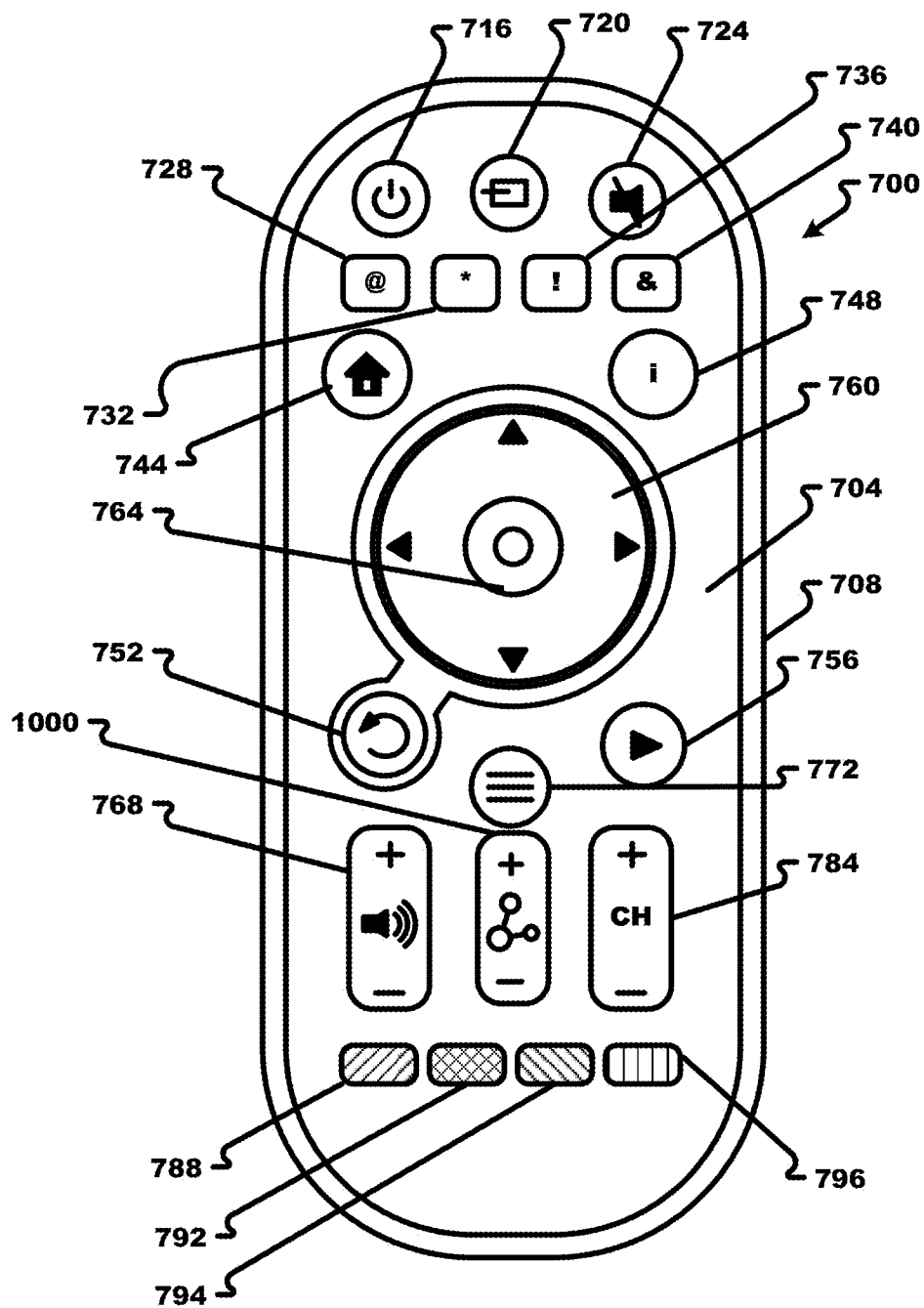
**Fig. 8**



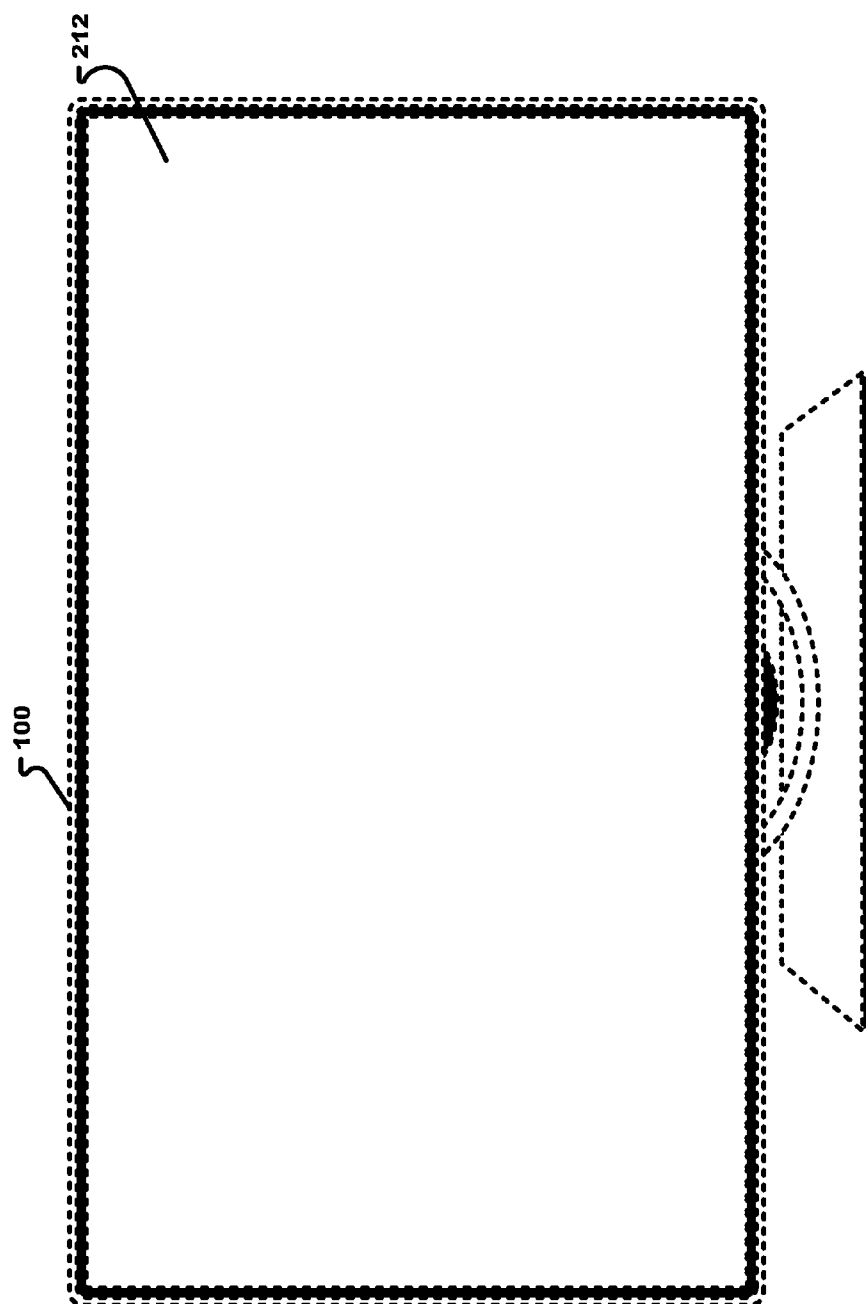
**Fig. 9A**



**Fig. 9C**

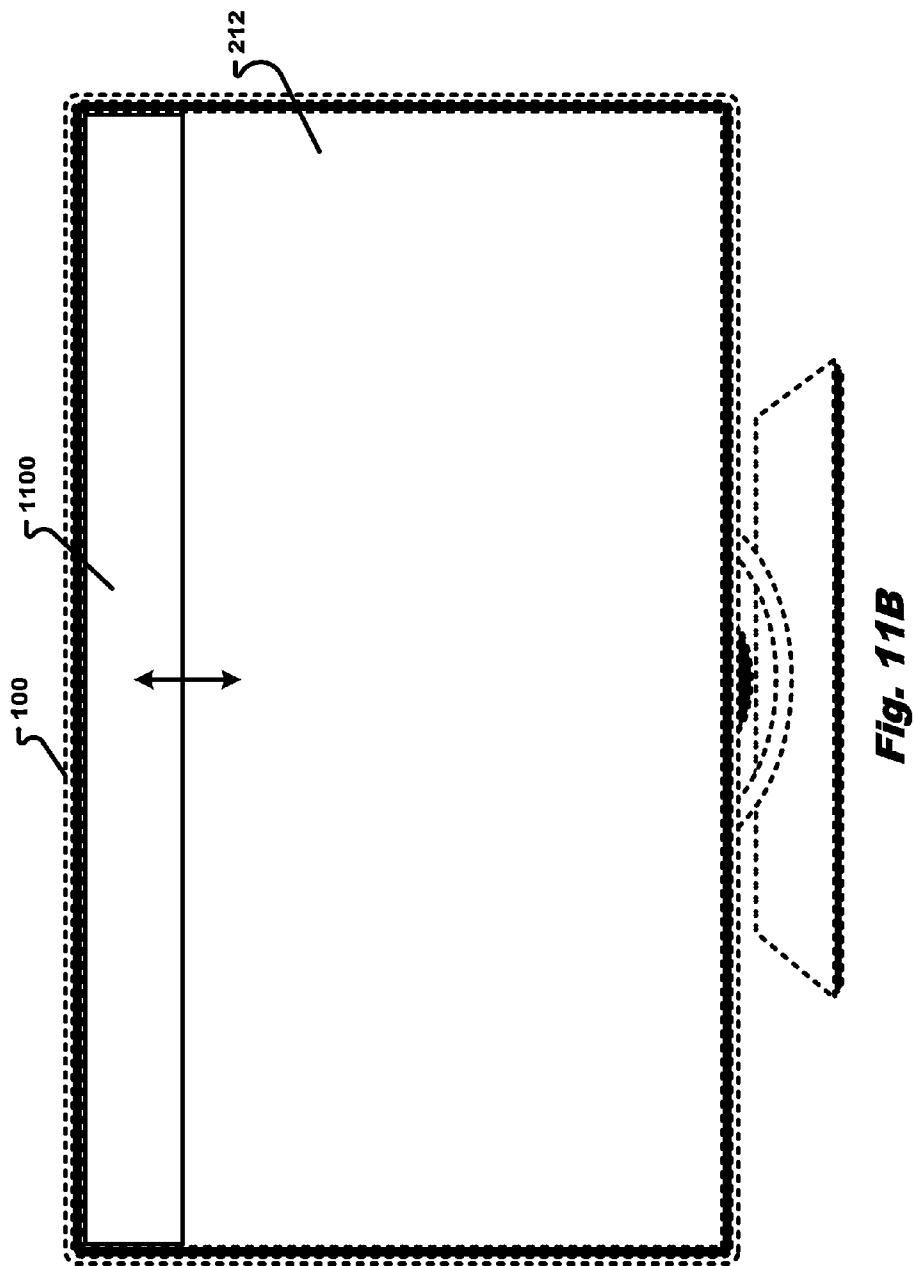


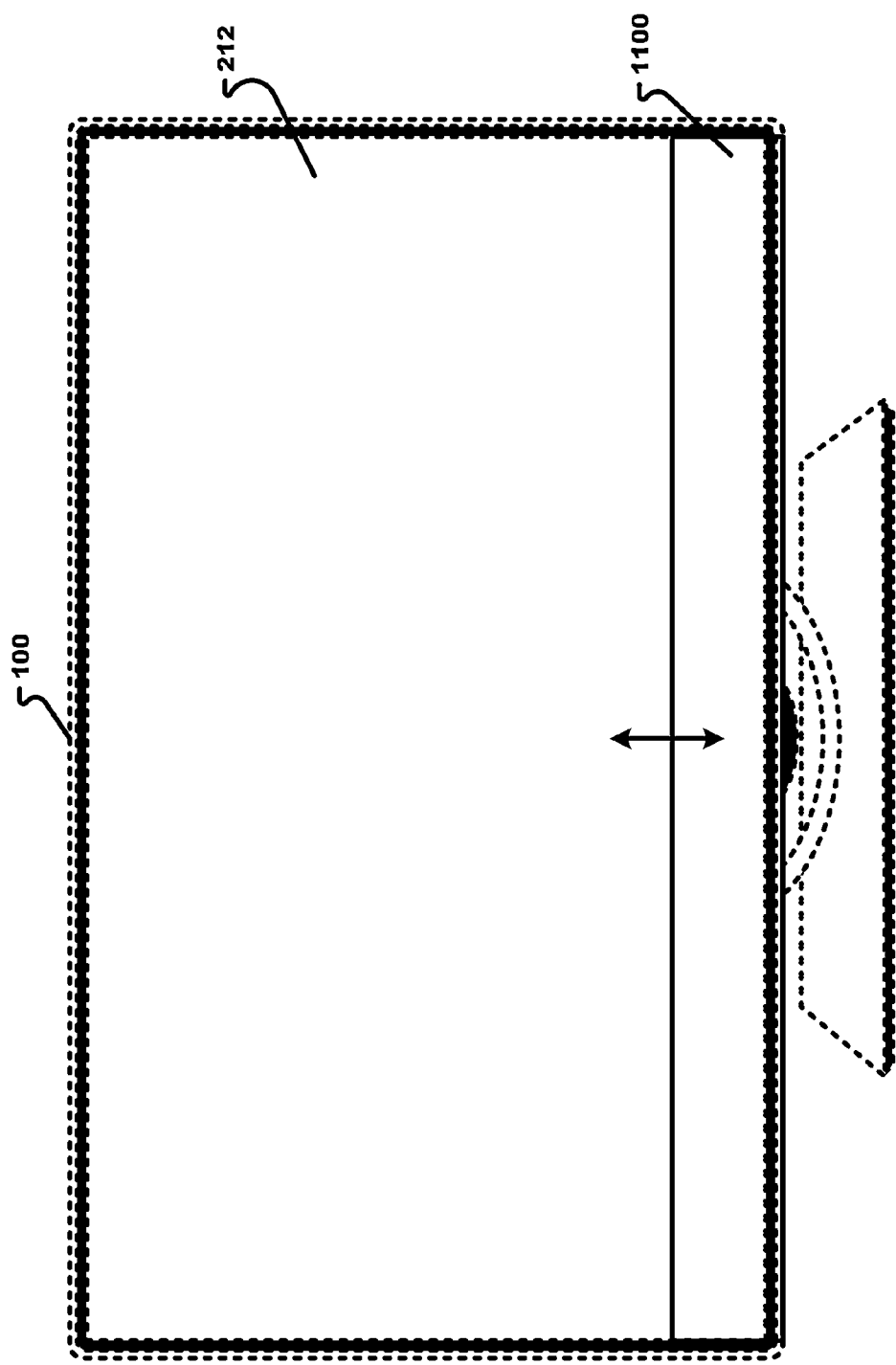
**Fig. 10**



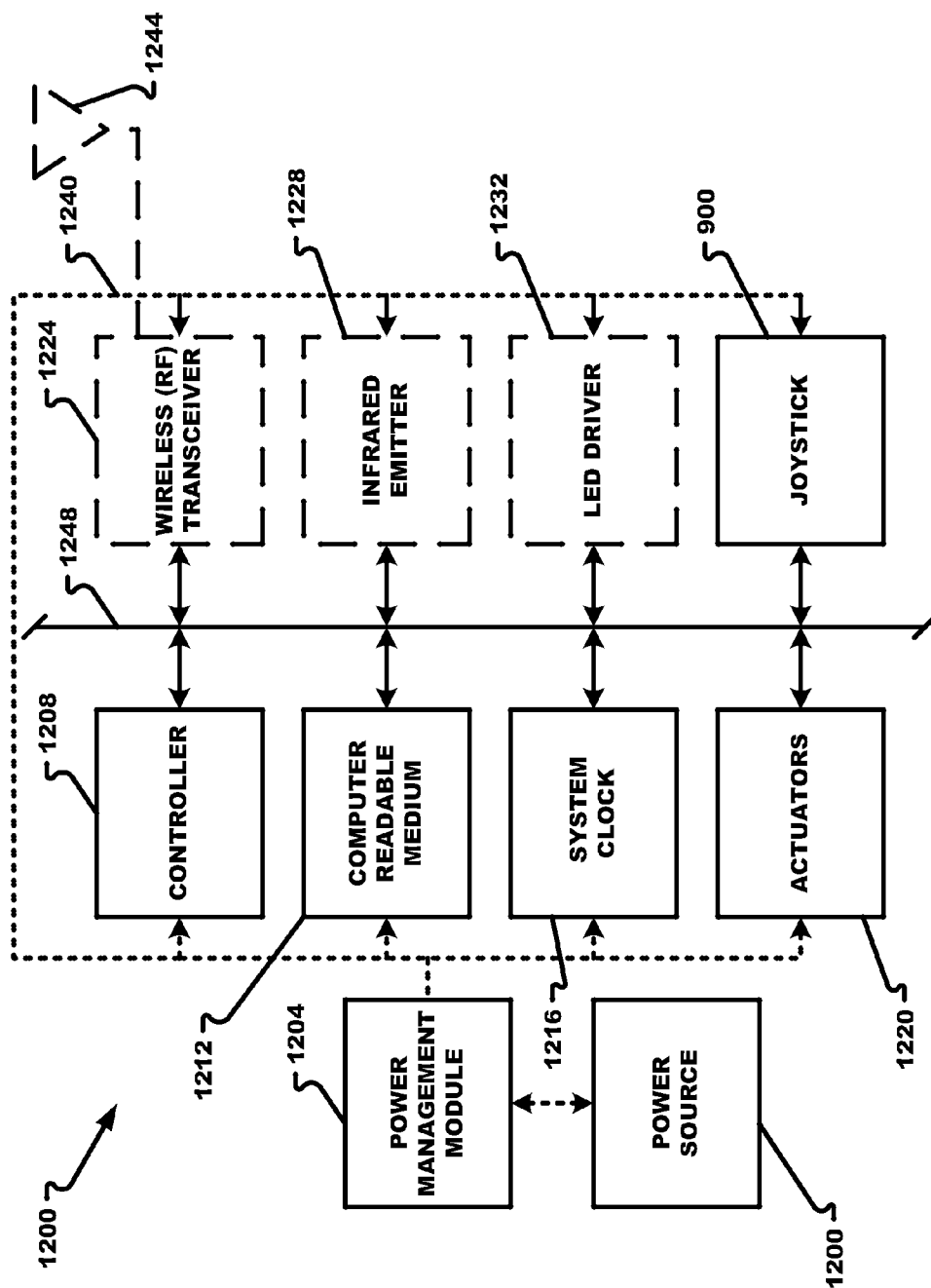
**Fig. 11A**



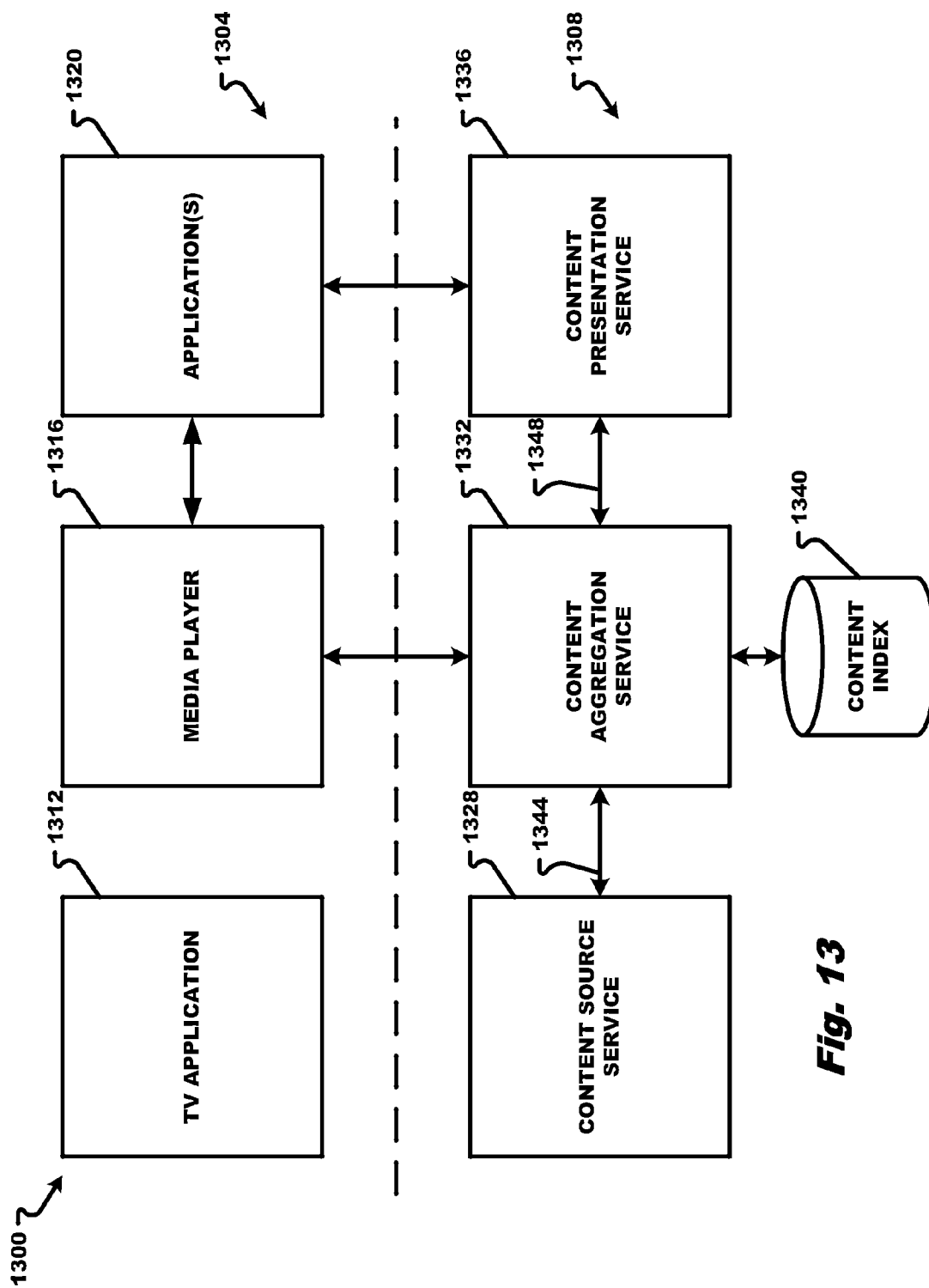




**Fig. 11C**



**Fig. 12**



**Fig. 13**

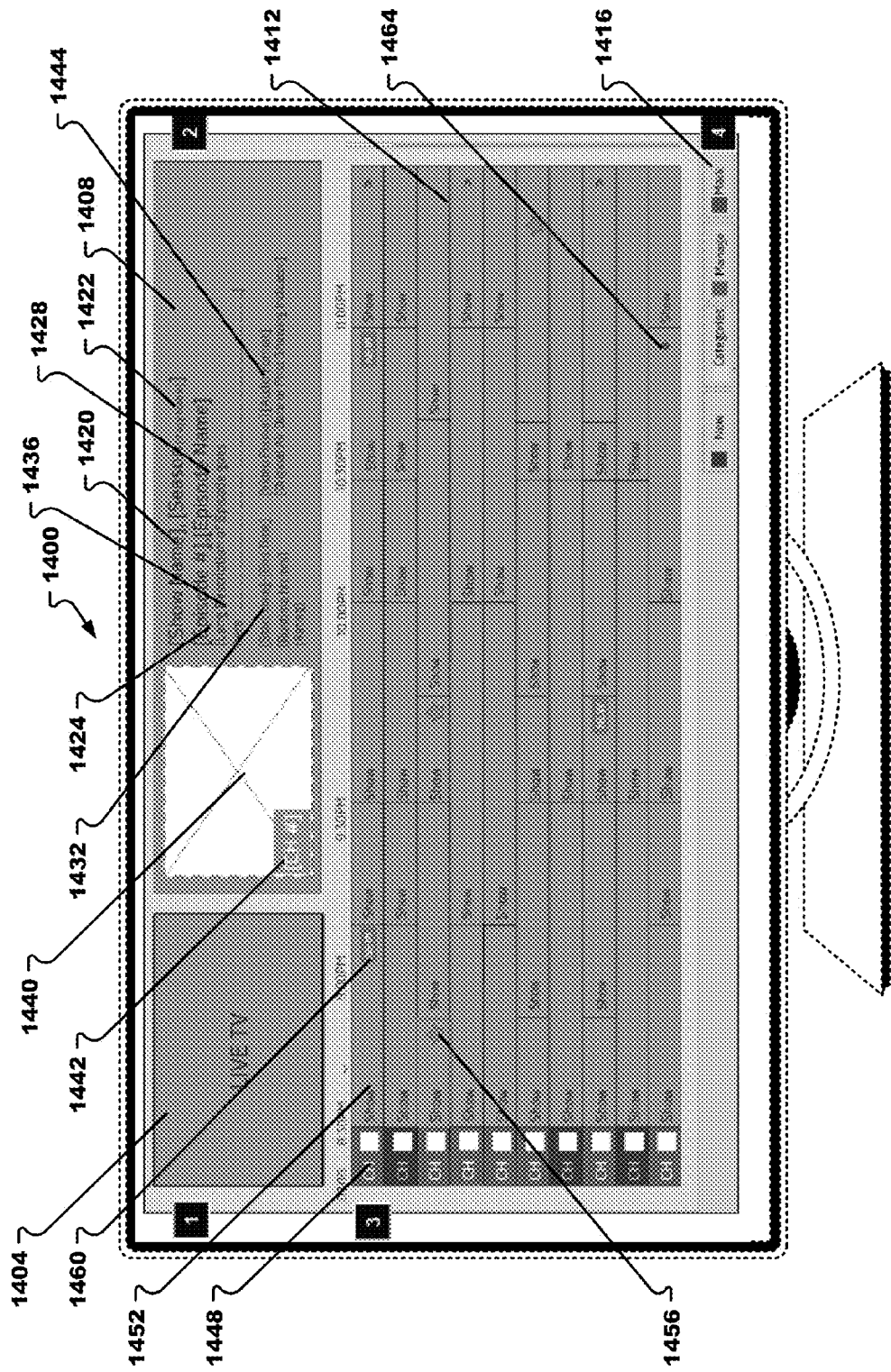
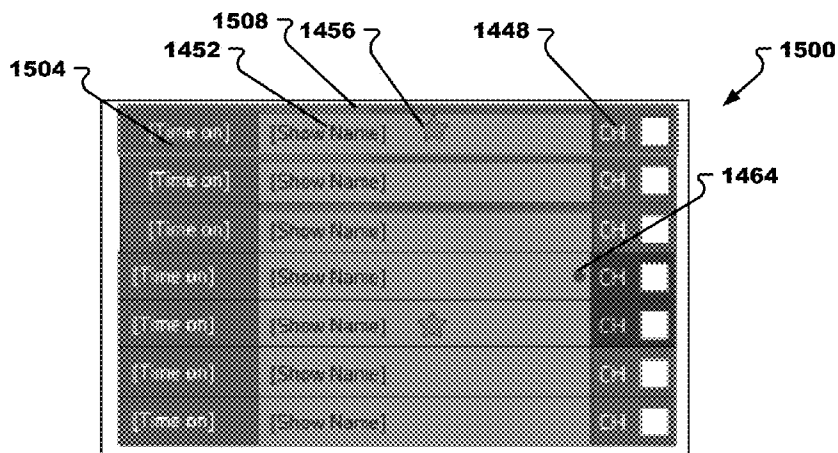
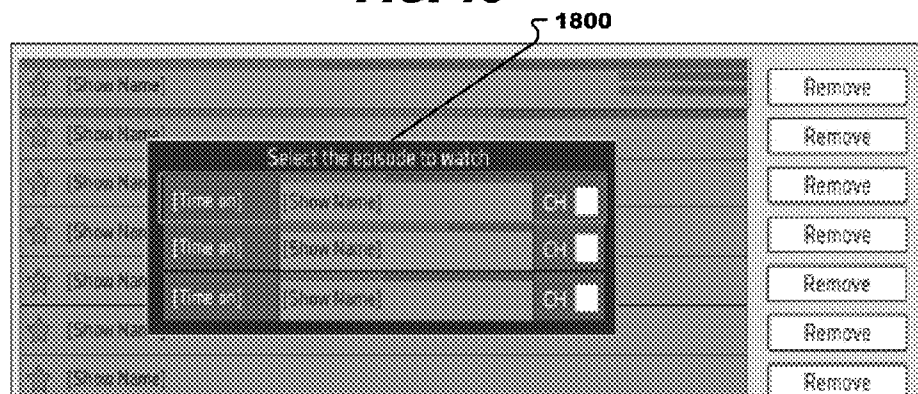


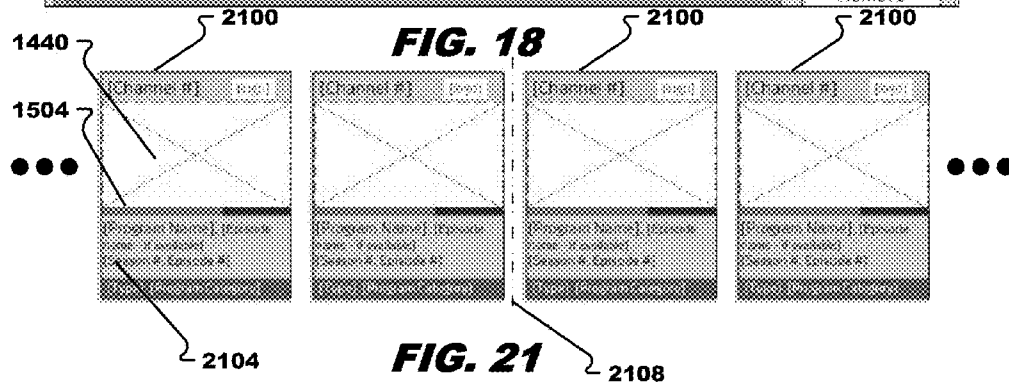
FIG. 14



**FIG. 15**



**FIG. 18**



**FIG. 21**

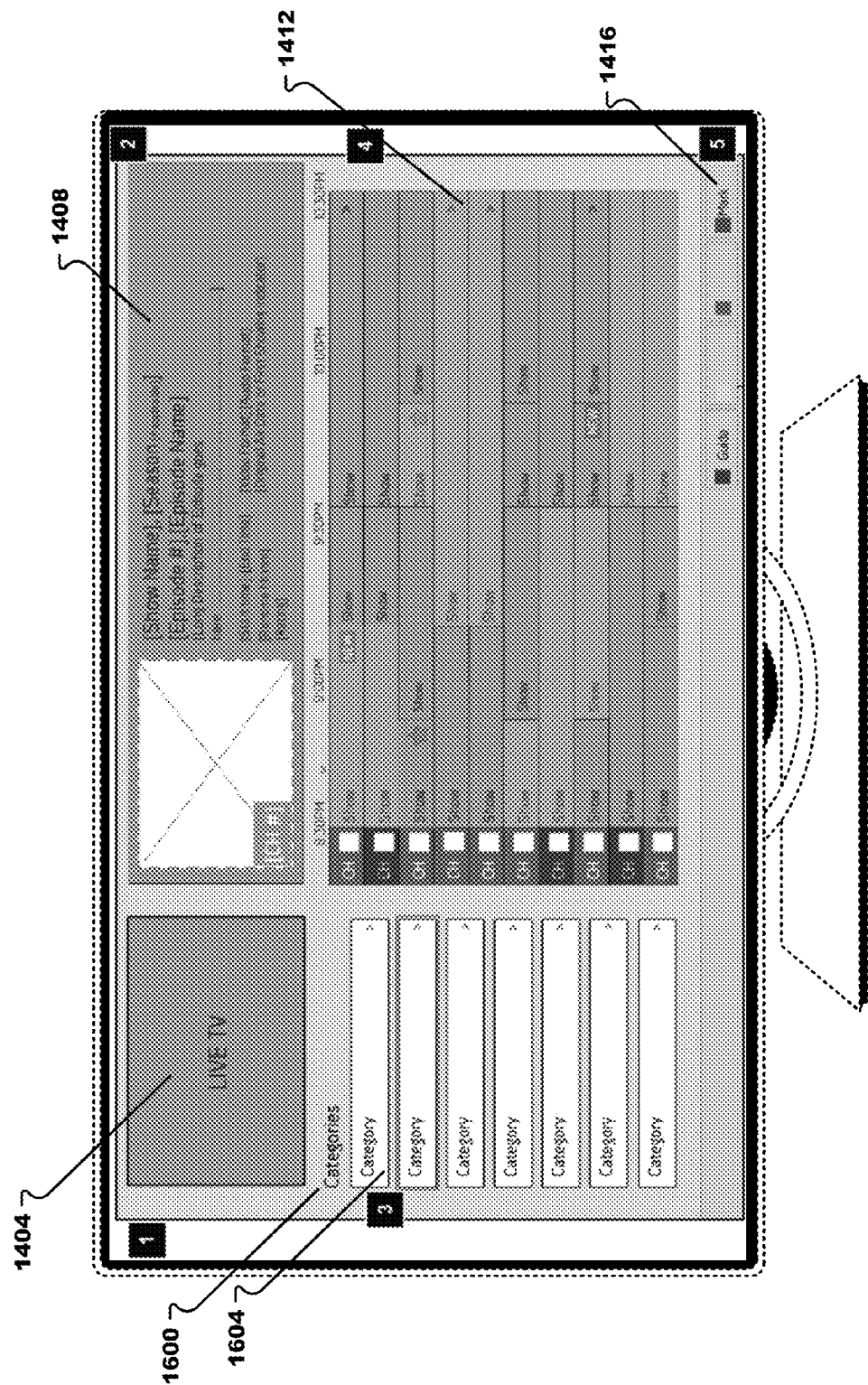
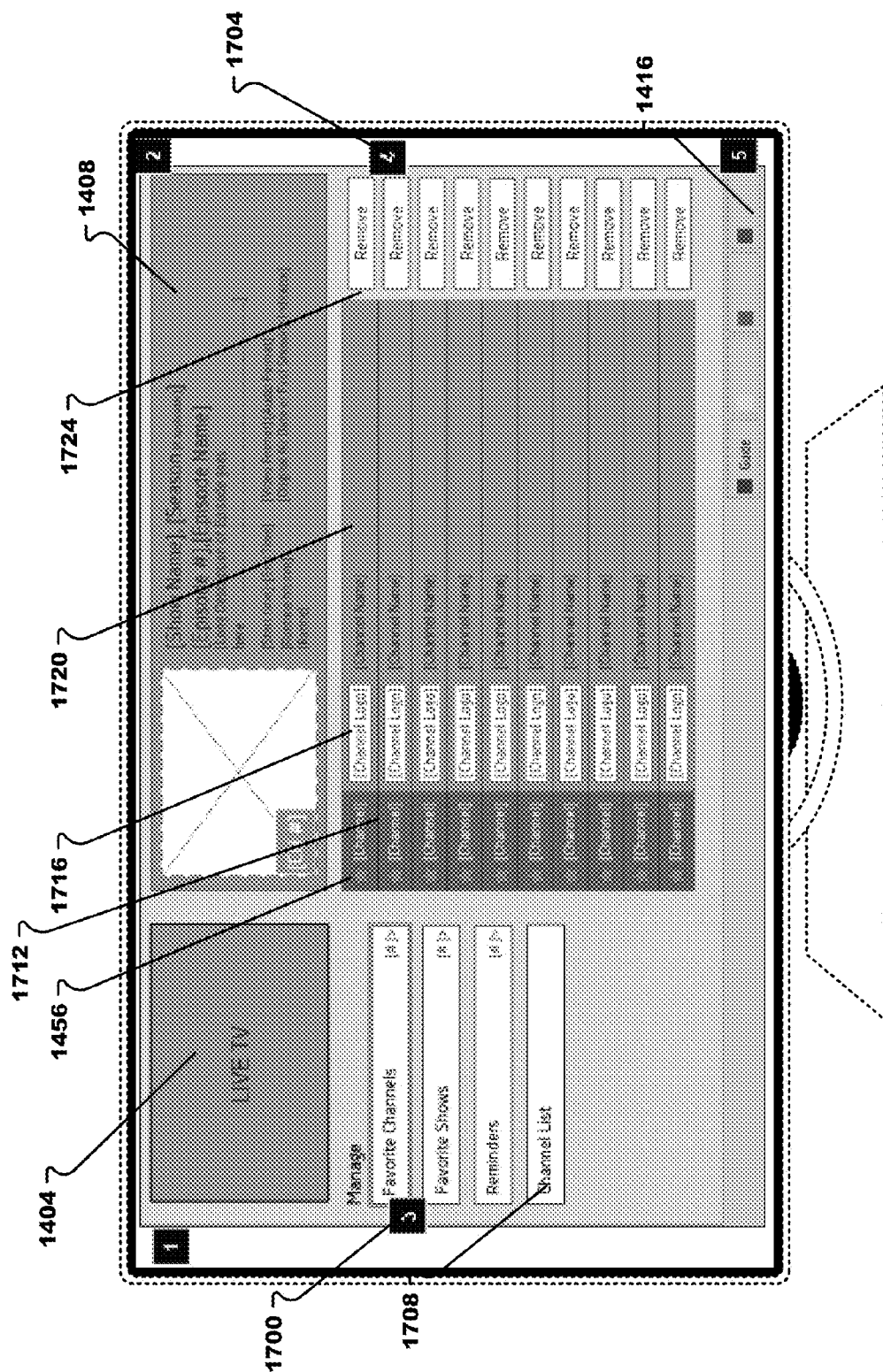
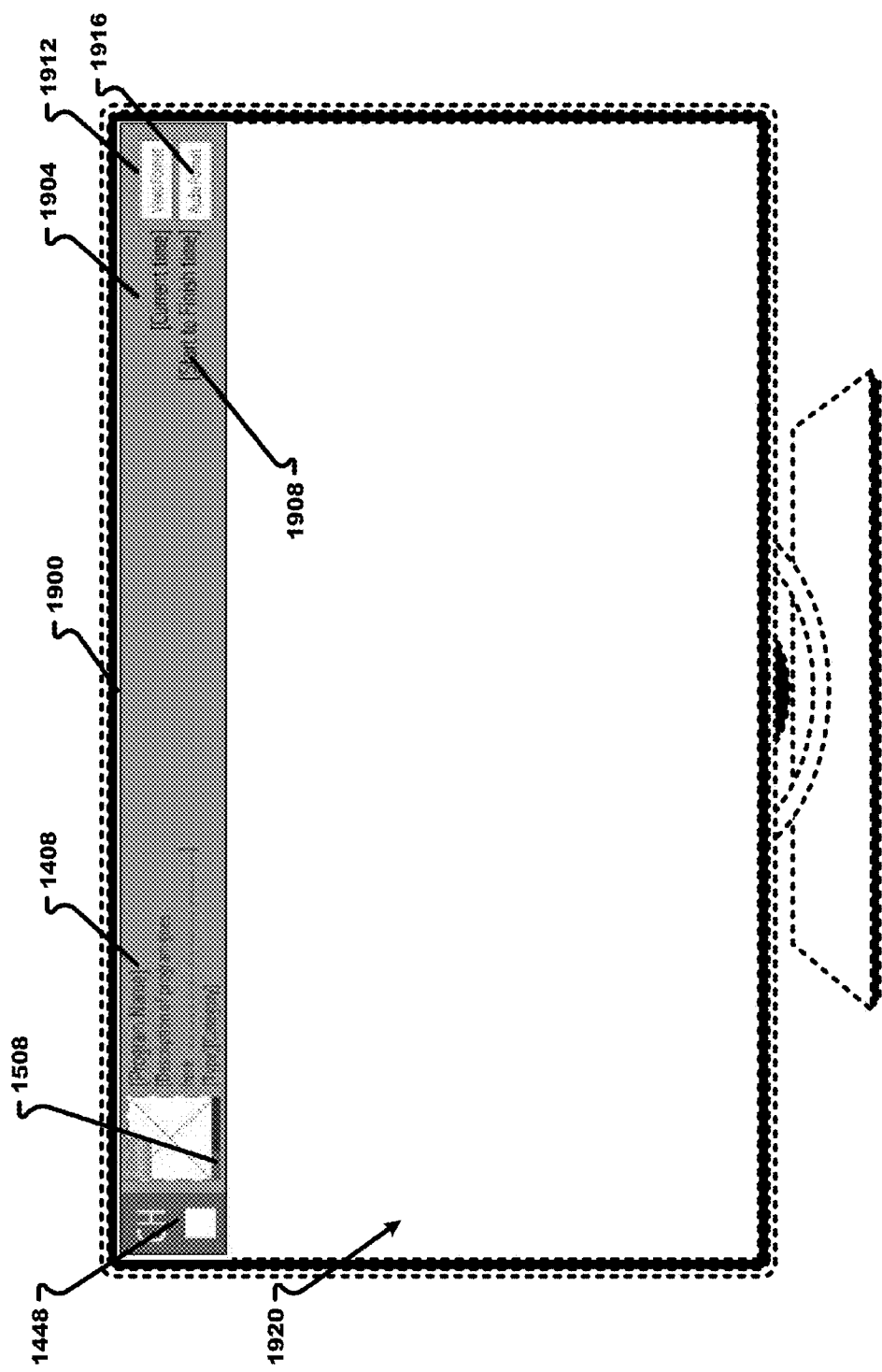


FIG. 16



**FIG. 17**





**FIG. 19**

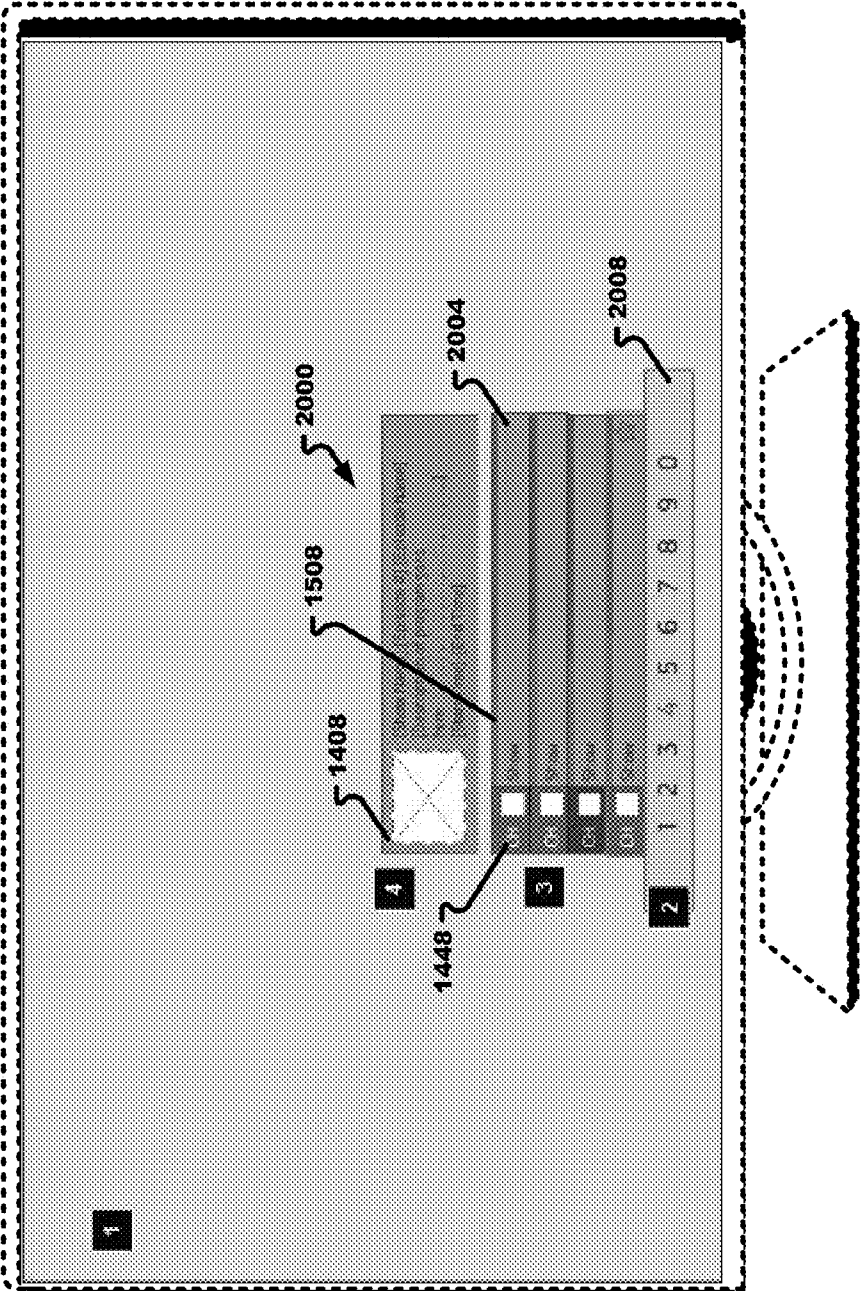


FIG. 20

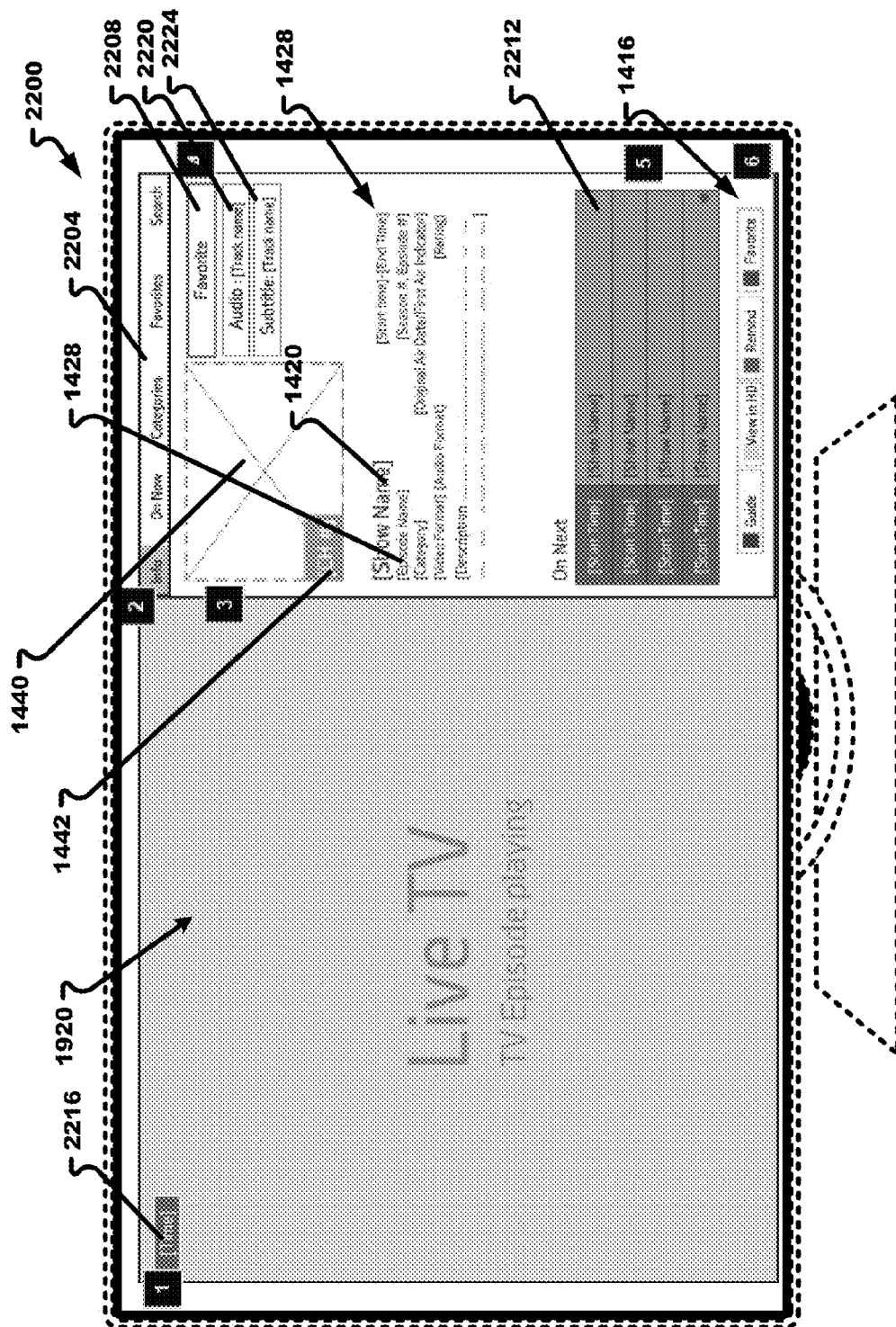
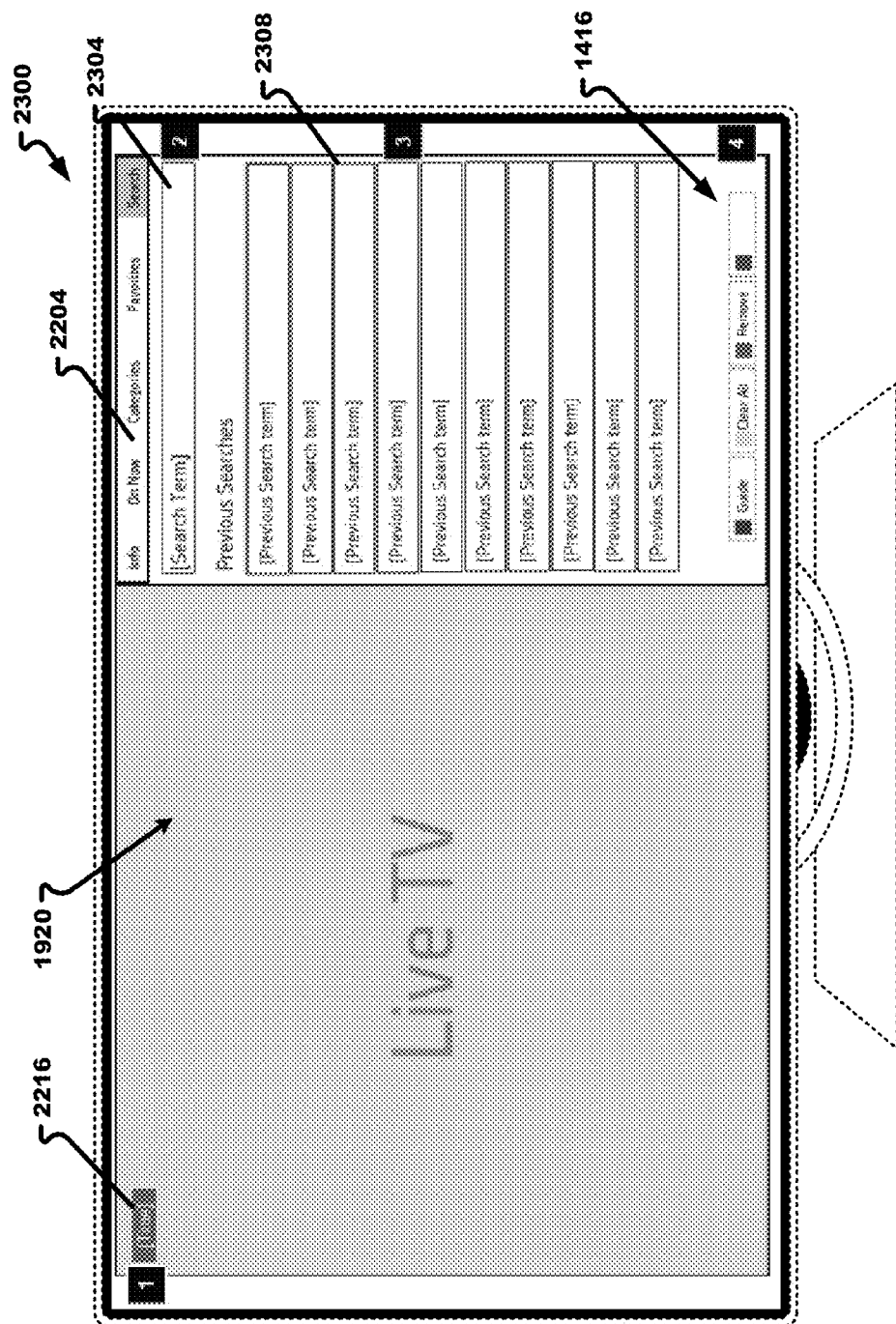
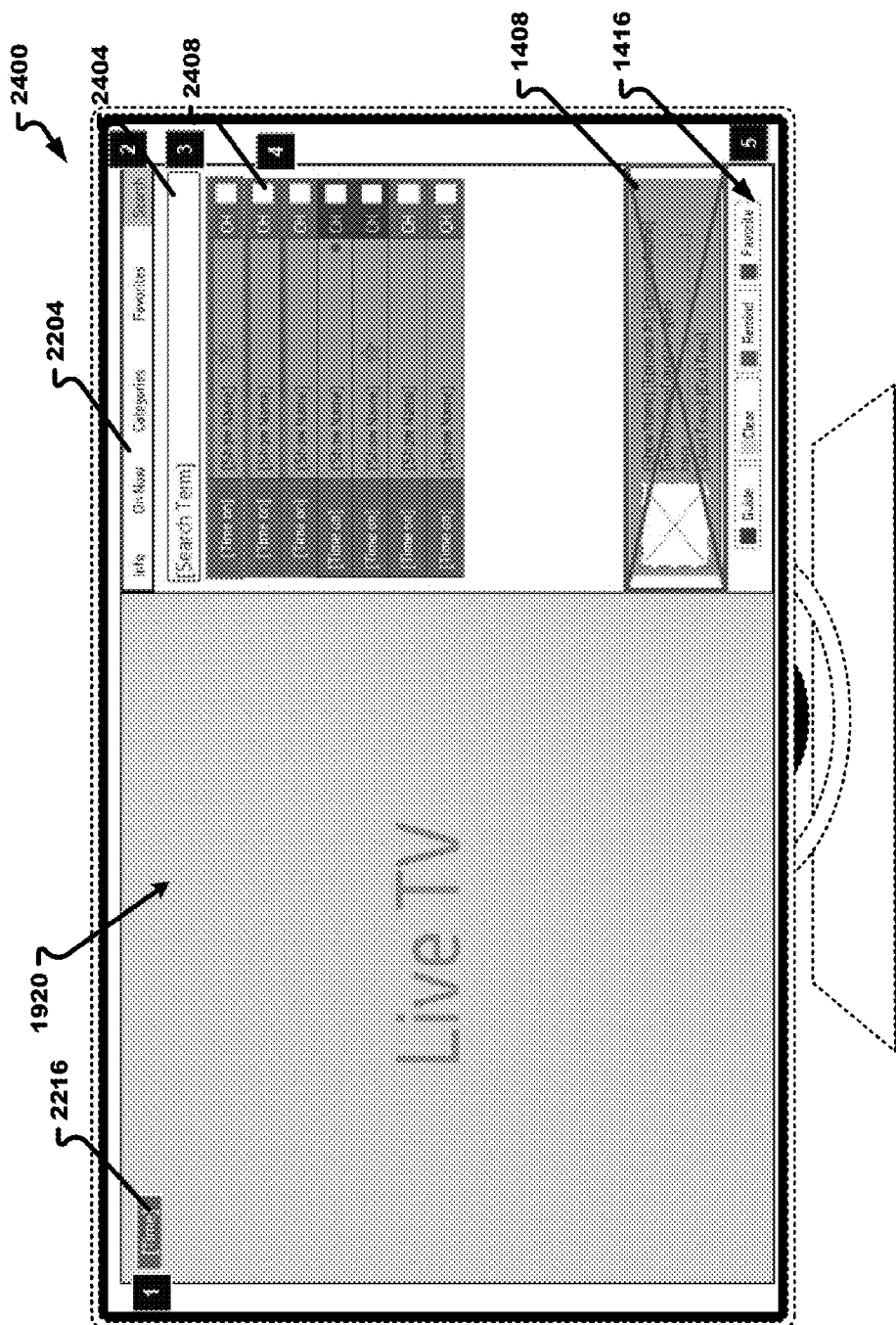


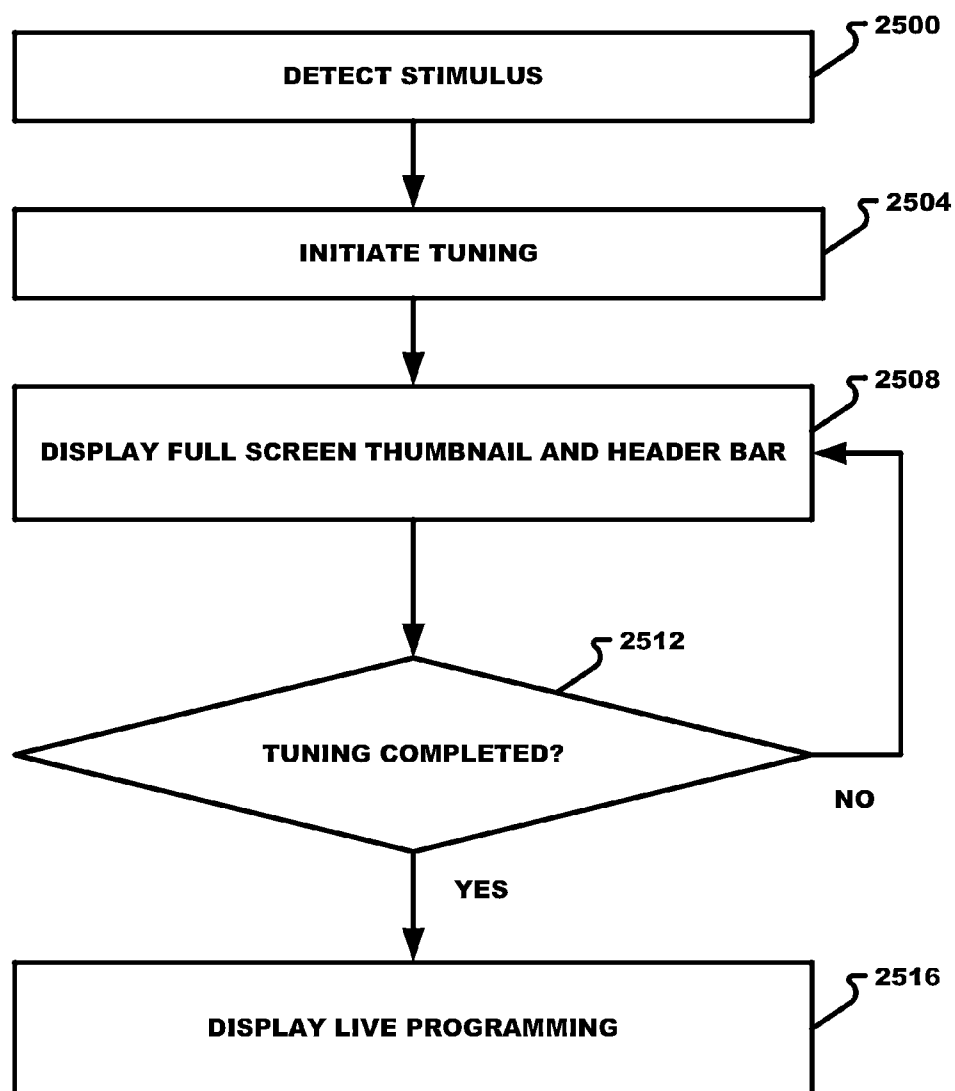
FIG. 22

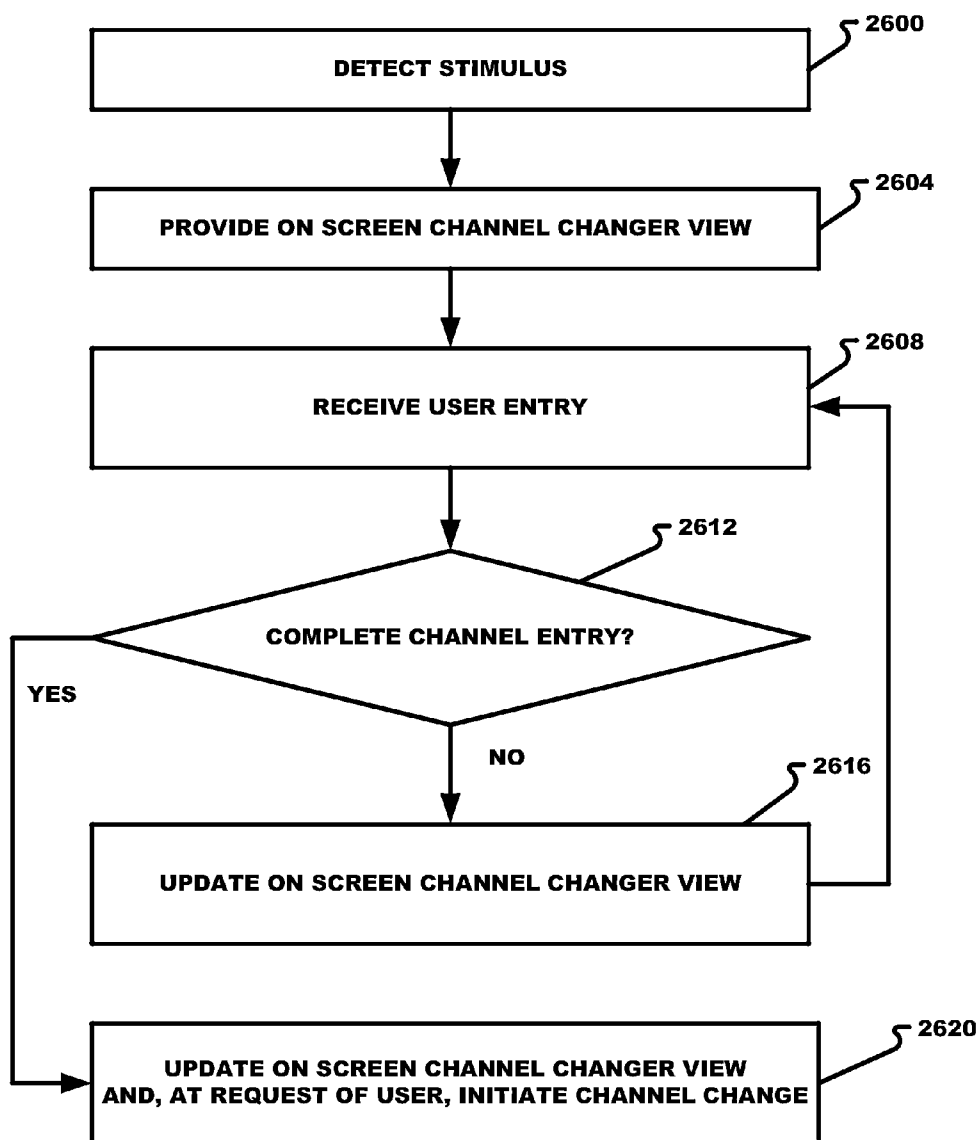


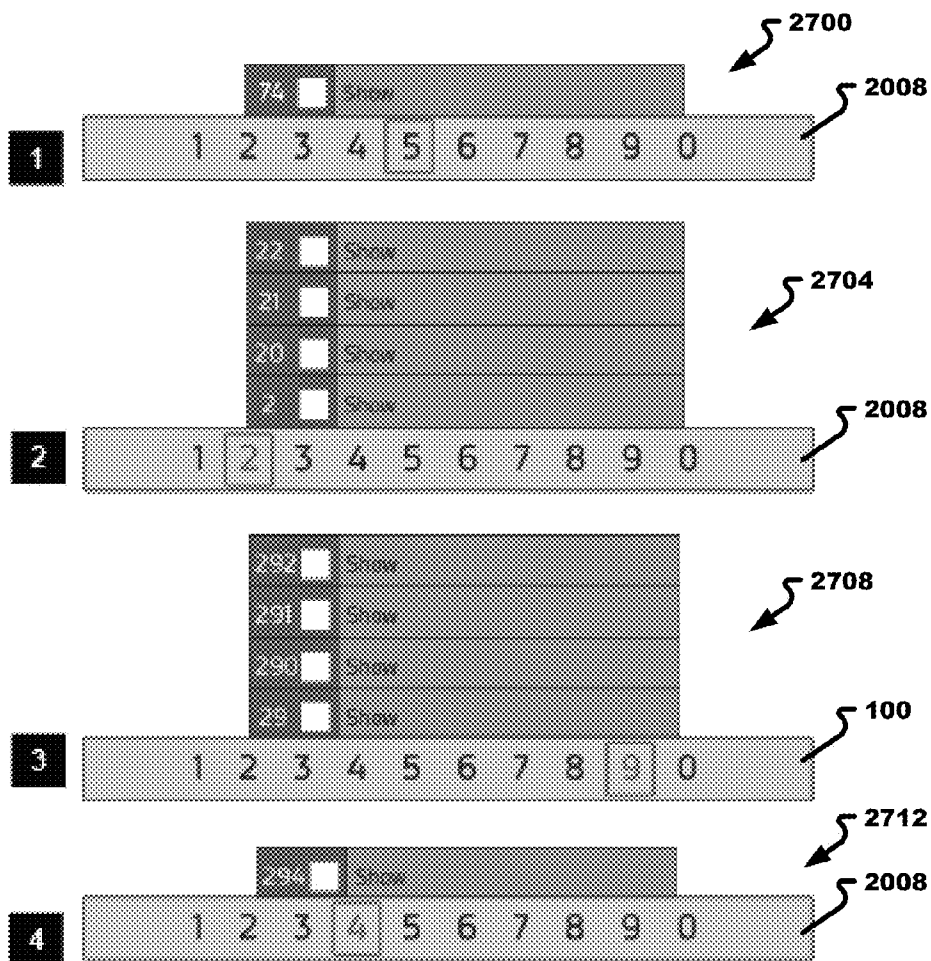
**FIG. 23**



**FIG. 24**

**FIG. 25**

**FIG. 26**



**FIG. 27**



## METHOD AND SYSTEM FOR MANAGING PROGRAMMING ON A TELEVISION

### CROSS REFERENCE TO RELATED APPLICATION

**[0001]** The present application claims the benefits of and priority, under 35 U.S.C. §119(e), to U.S. Provisional Application Ser. Nos. 61/684,672 filed Aug. 17, 2012, “Smart TV”; 61/702,650 filed Sep. 18, 2012, “Smart TV”; 61/697,710 filed Sep. 6, 2012, “Social TV”; 61/700,182 filed Sep. 12, 2012, “Social TV Roadmap”; 61/736,692 filed Dec. 13, 2012, “SmartTV”; 61/798,821 filed Mar. 15, 2013, “SmartTV”; 61/804,942 filed Mar. 25, 2013, “SmartTV”; 61/804,998 filed Mar. 25, 2013, “SmartTV”; 61/804,971 filed Mar. 25, 2013, “SmartTV”; 61/804,990 filed Mar. 25, 2013, “SmartTV”; 61/805,003 filed Mar. 25, 2013, “SmartTV”; 61/805,053 filed Mar. 25, 2013, “SmartTV”; 61/805,030 filed Mar. 25, 2013, “SmartTV”; 61/805,027 filed Mar. 25, 2013, “SmartTV”; 61/805,042 filed Mar. 25, 2013, “SmartTV”; and 61/805,038 filed Mar. 25, 2013, “SmartTV.” Each of the aforementioned documents is incorporated herein by reference in their entirety for all that they teach and for all purposes.

### BACKGROUND

**[0002]** Consolidation of device features or technological convergence is in an increasing trend. Technological convergence describes the tendency for different technological systems to evolve toward performing similar tasks. As people use more devices, the need to carry those devices, charge those devices, update software on those devices, etc. becomes more cumbersome. To compensate for these problems, technology companies have been integrating features from different devices into one or two multi-functional devices. For example, cellular phones are now capable of accessing the Internet, taking photographs, providing calendar functions, etc.

**[0003]** The consolidation trend is now affecting the design and functionality of devices generally used in the home. For example, audio receivers can access the Internet, digital video recorders can store or provide access to digital photographs, etc. The television in home audio/video systems remains a cornerstone device because the display function cannot be integrated into other devices. As such, consolidating home devices leads to integrating features and functionality into the television. The emergence of the Smart Television (Smart TV) is evidence of the trend to consolidate functionality into the television.

**[0004]** A Smart TV is generally conceived as a device that integrates access to the Internet and Web 2.0 features into television sets. The Smart TV represents the trend of technological convergence between computers and television sets. The Smart TV generally focuses on online interactive media, Internet TV, on-demand streaming media, and generally does not focus on traditional broadcast media. Unfortunately, most Smart TVs have yet to provide seamless and intuitive user interfaces for navigating and/or executing the various features of the Smart TV. As such, there are still issues with the consolidation of features and the presentation of these features in Smart TVs.

### SUMMARY

**[0005]** There is a need for an Intelligent TV with intuitive user interfaces and with seamless user interaction capability.

These and other needs are addressed by the various aspects, embodiments, and/or configurations of the present disclosure. Also, while the disclosure is presented in terms of exemplary embodiments, it should be appreciated that individual aspects of the disclosure can be separately claimed.

**[0006]** A method is provided that can include the steps:

**[0007]** receiving, by a microprocessor executable data service of a television and from a network accessible content provider, electronic program guide (“EPG”) information, the EPG information comprising, for each program, airtime, program name, program channel, and program description;

**[0008]** maintaining, by the data service in a local computer readable medium, a set of favorite channels and programs;

**[0009]** receiving, by a microprocessor executable application framework and from a remote control of a user, a request for channels and programs marked as favorites;

**[0010]** displaying, by the application framework and on a television screen, a listing of the set of favorite channels and programs, the listing comprising EPG information;

**[0011]** receiving, by the application framework and from the remote control, a selected channel or program from the listing; and

**[0012]** changing, by the application framework, to the selected channel.

**[0013]** A television is provided that can include:

**[0014]** a television screen;

**[0015]** a local computer readable medium;

**[0016]** an infrared and/or radio frequency module configured to receive wirelessly requests from a remote control of a user, the requests comprising a selected channel or program from a displayed listing;

**[0017]** a microprocessor executable data service configured to receive from a network accessible content provider, electronic program guide (“EPG”) information, the EPG information comprising, for each program, airtime, program name, program channel, and program description and to maintain, in the local computer readable medium, a set of favorite channels and programs;

**[0018]** a microprocessor executable application framework configured to receive from a remote control of a user, a request for channels and programs marked as favorites, to display, on the television screen, a listing of the set of favorite channels and programs, the listing comprising EPG information, to receive, from the at least one of an infrared and radio frequency module, a selected channel or program from the listing, and to change to the selected channel.

**[0019]** A tangible and non-transient computer readable medium is provided that includes microprocessor executable instructions that, when executed, are configured to perform operations that can include:

**[0020]** receive, from a network accessible content provider, electronic program guide (“EPG”) information, the EPG information comprising, for each program, airtime, program name, program channel, and program description;

**[0021]** maintain, in a local computer readable medium, a set of favorite channels and programs;

**[0022]** receive, from a remote control of a user, a request for channels and programs marked as favorites;

[0023] display, on a television screen, the user with a listing of the set of favorite channels and programs, the listing comprising EPG information;

[0024] receive, from the remote control of the user, a selected channel or program from the listing; and

[0025] change to the selected channel.

[0026] The programs described by the EPG programming information can be indexed by airtime, channel, category, and favorites.

[0027] The set of favorite channels and programs cannot be maintained in a remotely located computer readable medium.

[0028] The locally stored EPG information can include a favorite indicator to indicate that a corresponding channel or program is in the set of favorite channels and programs, a reminder indicator to indicate that a corresponding program has been set to trigger a reminder, a category indicator to indicate a category of the corresponding program, and a first air indicator to indicate that a corresponding program that is airing for the first time.

[0029] The program is typically one or more of a movie, an episode, sport event, and a television special.

[0030] In the displaying step/operation, the screen can include a header bar, which includes a graphical image associated with an in-focus program and EPG information.

[0031] The header bar can include one or more of a program name, series name, episode number, episode name, and sport event name and a multiple of a program description, a program type, a program category, a start-to-finish time, current runtime, and a remaining runtime.

[0032] The graphical image can be one of a captured frame of the second programming, a picture, and a photograph.

[0033] When the image is a captured frame of the second programming, the captured frame can be a still image.

[0034] The graphical image is commonly displayed on only a part of the screen.

[0035] In the displaying step/operation, the display can include a (live) view of currently selected programming, which is displayed on only a part of the screen.

[0036] In the displaying step/operation, the listing of favorite channels and programs can be presented in a first portion of the screen and recommended channels or programs in a second (non-overlapping) portion of the screen. The recommended channels can be determined by any suitable algorithm. Commonly, the recommended channels are based on one or more of the user's set of favorite channels and programs and watching patterns.

[0037] A method, television, and computer readable medium are provided that can perform the following steps/operations:

[0038] monitoring television channel and/or programming viewing patterns of a user; and

[0039] based on the monitored viewing patterns, determining that more frequently viewed television channels and/or programming is of greater interest to the user than less frequently viewed television channels and/or programming.

[0040] More frequently viewed television channels and/or programming can be recommended to the user.

[0041] The monitoring step/operation can be performed by monitoring the viewing frequency over a selected period of time of the user selecting a channel and/or watching a program.

[0042] Whether a channel and/or programming is viewed more or less frequently can be determined by comparing

monitored viewing frequency against a viewing frequency threshold. The viewing frequency threshold can be a value based on the relative viewing frequency of favorite or favorite and nonfavorite channels or programs.

[0043] The recommended channels and/or programs can be ordered based on frequency magnitude.

[0044] The present disclosure can provide a number of advantages depending on the particular aspect, embodiment, and/or configuration. The ability to mark favorite channels and programs can not only increase user convenience but also provide a quick interface to select channels. The ability of the user to select channels and programs through various mechanisms, such as an EPG listing indexed by airtime, channel, program title, or program category and favorites, can enable users to use the most suitable mechanism for his or her needs and preferences. The display of the graphical image provided by or derived from metadata associated with the programming can provide meaningful information without needing to wait for the channel change to be activated fully. This can improve the channel changing experience as all channels can show a full screen channel preview while tuning takes place. This can enable the user to flip quickly through channels to see what is on without needing to wait for the tuner to catch up. The header bar can provide further useful information during channel changing.

[0045] These and other advantages will be apparent from the disclosure.

[0046] The phrases "at least one", "one or more", and "and/or" are open-ended expressions that are both conjunctive and disjunctive in operation. For example, each of the expressions "at least one of A, B and C", "at least one of A, B, or C", "one or more of A, B, and C", "one or more of A, B, or C" and "A, B, and/or C" means A alone, B alone, C alone, A and B together, A and C together, B and C together, or A, B and C together.

[0047] The term "a" or "an" entity refers to one or more of that entity. As such, the terms "a" (or "an"), "one or more" and "at least one" can be used interchangeably herein. It is also to be noted that the terms "comprising", "including", and "having" can be used interchangeably.

[0048] The term "automatic" and variations thereof, as used herein, refers to any process or operation done without material human input when the process or operation is performed. However, a process or operation can be automatic, even though performance of the process or operation uses material or immaterial human input, if the input is received before performance of the process or operation. Human input is deemed to be material if such input influences how the process or operation will be performed. Human input that consents to the performance of the process or operation is not deemed to be "material."

[0049] A "blog" (a blend of the term web log) is a type of website or part of a website supposed to be updated with new content from time to time. Blogs are usually maintained by an individual with regular entries of commentary, descriptions of events, or other material such as graphics or video. Entries are commonly displayed in reverse-chronological order.

[0050] A "blogging service" is a blog-publishing service that allows private or multi-user blogs with time-stamped entries.

[0051] The term "cable TV" refers to a system of distributing television programs to subscribers via radio frequency (RF) signals transmitted through coaxial cables or light pulses through fiber-optic cables. This contrasts with tradi-

tional broadcast television (terrestrial television) in which the television signal is transmitted over the air by radio waves and received by a television antenna attached to the television.

**[0052]** The term “channel” or “television channel,” as used herein, can be a physical or virtual channel over which a television station or television network is distributed. A physical channel in analog television can be an amount of bandwidth, typically 6, 7, or 8 MHz, that occupies a predetermined channel frequency. A virtual channel is a representation, in cable or satellite television, of a data stream for a particular television media provider (e.g., CDS, TNT, HBO, etc.).

**[0053]** The term “computer-readable medium,” as used herein, refers to any tangible storage and/or transmission medium that participate in providing instructions to a processor for execution. Such a medium may take many forms, including but not limited to, non-volatile media, volatile media, and transmission media. Non-volatile media includes, for example, NVRAM, or magnetic or optical disks. Volatile media includes dynamic memory, such as main memory. Common forms of computer-readable media include, for example, a floppy disk, a flexible disk, hard disk, magnetic tape, or any other magnetic medium, magneto-optical medium, a CD-ROM, any other optical medium, punch cards, paper tape, any other physical medium with patterns of holes, a RAM, a PROM, and EPROM, a FLASH-EPROM, a solid state medium like a memory card, any other memory chip or cartridge, a carrier wave as described hereinafter, or any other medium from which a computer can read. A digital file attachment to e-mail or other self-contained information archive or set of archives is considered a distribution medium equivalent to a tangible storage medium. When the computer-readable media is configured as a database, it is to be understood that the database may be any type of database, such as relational, hierarchical, object-oriented, and/or the like. Accordingly, the disclosure is considered to include a tangible storage medium or distribution medium and prior art-recognized equivalents and successor media, in which the software implementations of the present disclosure are stored.

**[0054]** The term “enhanced television” (ETV) refers to a collection of specifications developed under the OpenCable project of CableLabs (Cable Television Laboratories, Inc.) that define an ETV Application consisting of resources (files) adhering to the Enhanced TV Binary Interchange Format (EBIF) content format as well as PNG images, JPEG images, and PFR downloadable fonts. An ETV application is normally delivered through an MPEG transport stream and accompanies an MPEG program containing video and audio elementary streams. An “ETV Application” is a collection of resources (files) that include one or more EBIF resources that represent viewable information in the form of pages. Two forms of a given ETV Application may be distinguished: (1) an interchange form and (2) an execution form. The interchange form of an ETV Application consists of the resources (files) that represent the compiled application prior to its actual execution by an ETV User Agent. The execution form of an ETV Application consists of the stored, and possibly mutated forms of these resources while being decoded, presented, and executed by an ETV User Agent. An “ETV User Agent” is a software component that operates on a set-top box, a television, or any other computing environment capable of receiving, decoding, presenting, and processing an ETV Application. This component usually provides, along with its host hardware environment, one or more mechanisms

for an end-user to navigate and interact with the multimedia content represented by ETV Applications.

**[0055]** The term “high-definition television” (HDTV) provides a resolution that is substantially higher than that of standard-definition television. HDTV may be transmitted in various formats, namely 1080p–1920×1080p: 2,073,600 pixels (approximately 2.1 megapixels) per frame, 1080i (which is typically either 1920×1080i: 1,036,800 pixels (approximately 1 megapixel) per field or 2,073,600 pixels (approximately 2.1 megapixels) per frame or 1440×1080i: [1] 777,600 pixels (approximately 0.8 megapixels) per field or 1,555,200 pixels (approximately 1.6 megapixels) per frame), or 720p–1280×720p: 921,600 pixels (approximately 0.9 megapixels) per frame. As will be appreciated, “frame size” in pixels is defined as number of horizontal pixels×number of vertical pixels, for example 1280×720 or 1920×1080. Often the number of horizontal pixels is implied from context and is omitted, as in the case of 720p and 1080p, “scanning system” is identified with the letter “p” for progressive scanning or “i” for interlaced scanning, and “frame rate” is identified as number of video frames per second. For interlaced systems an alternative form of specifying number of fields per second is often used. For purposes of this disclosure, “high-definition television” is deemed to include other high-definition analog or digital video formats, including ultra high definition television.

**[0056]** The term “internet television” (otherwise known as Internet TV, Online Television, or Online TV) is the digital distribution of television content via the Internet. It should not be confused with Web television—short programs or videos created by a wide variety of companies and individuals, or Internet protocol television (IPTV)—an emerging internet technology standard for use by television broadcasters. Internet Television is a general term that covers the delivery of television shows and other video content over the internet by video streaming technology, typically by major traditional television broadcasters. It does not describe a technology used to deliver content (see Internet protocol television). Internet television has become very popular through services such as RTE Player in Ireland; BBC iPlayer, 4oD, ITV Player (also STV Player and UTV Player) and Demand Five in the United Kingdom; Hulu in the United States; Nederland 24 in the Netherlands; ABC iView and Australia Live TV in Australia; Tivibu in Turkey; and iWanTV! in the Philippines.

**[0057]** The term “internet protocol television” (IPTV) refers to a system through which television services are delivered using the Internet protocol suite over a packet-switched network such as the Internet, instead of being delivered through traditional terrestrial, satellite signal, and cable television formats. IPTV services may be classified into three main groups, namely live television, with or without interactivity related to the current TV show; time-shifted television: catch-up TV (replays a TV show that was broadcast hours or days ago), start-over TV (replays the current TV show from its beginning); and video on demand (VOD): browse a catalog of videos, not related to TV programming. IPTV is distinguished from Internet television by its on-going standardization process (e.g., European Telecommunications Standards Institute) and preferential deployment scenarios in subscriber-based telecommunications networks with high-speed access channels into end-user premises via set-top boxes or other customer-premises equipment.

**[0058]** The term “silo,” as used herein, can be a logical representation of an input, source, or application. An input

can be a device or devices (e.g., DVD, VCR, etc.) electrically connected to the television through a port (e.g., HDMI, video/audio inputs, etc.) or through a network (e.g., LAN WAN, etc.). Rather than a device or devices, the input could be configured as an electrical or physical connection to one or more devices. A source, particularly a content source, can be a data service that provides content (e.g., a media center, a file system, etc.). An application can be a software service that provides a particular type of function (e.g., Live TV, Video on Demand, User Applications, photograph display, etc.). The silo, as a logical representation, can have an associated definition or property, such as a setting, feature, or other characteristic.

**[0059]** The term “panel,” as used herein, can mean a user interface displayed in at least a portion of the display. The panel may be interactive (e.g., accepts user input) or informational (e.g., does not accept user input). A panel may be translucent whereby the panel obscures but does not mask the underlying content being displayed in the display. Panels may be provided in response to a user input from a button or remote control interface.

**[0060]** The term “screen,” as used herein, refers to a physical structure that includes one or more hardware components that provide the device with the ability to render a user interface and/or receive user input. A screen can encompass any combination of gesture capture region, a touch sensitive display, and/or a configurable area. The device can have one or more physical screens embedded in the hardware. However a screen may also include an external peripheral device that may be attached and detached from the device. In embodiments, multiple external devices may be attached to the device. For example, another screen may be included with a remote control unit that interfaces with the Intelligent TV.

**[0061]** The term “media” of “multimedia,” as used herein, refers to content that may assume one of a combination of different content forms. Multimedia can include one or more of, but is not limited to, text, audio, still images, animation, video, or interactivity content forms.

**[0062]** The term “Intelligent TV,” as used herein, refers to a television configured to provide one or more intuitive user interfaces and interactions based on a unique application platform and architecture. The Intelligent TV utilizes processing resources associated with the television to integrate Internet connectivity with parallel application functionality. This integration allows a user the ability to intuitively access various sources of media and content (e.g., Internet, over-the-top content, on-demand streaming media, over-the-air broadcast media, and/or other forms of information) via the Intelligent TV in a quick and efficient manner. Although the Intelligent TV disclosed herein may comprise one or more components of a “smart TV,” it is an aspect of the Intelligent TV to provide expanded intuitive user interaction capability for navigating and executing the various features of the television. A “smart TV,” sometimes referred to as a connected TV, or hybrid TV (not to be confused with IPTV, Internet TV, or with Web TV), describes a trend of integration of the Internet and Web 2.0 features into television sets and set-top boxes, as well as the technological convergence between computers and these television sets/set-top boxes. The smart TV devices have a higher focus on online interactive media, Internet TV, over-the-top content, as well as on-demand streaming media, and less focus on traditional broadcast media than traditional television sets and set-top boxes. As

can be appreciated, the Intelligent TV encompasses a broader range of technology than that of the smart TV defined above.

**[0063]** The term “television” is a telecommunication medium, device (or set) or set of associated devices, programming, and/or transmission for transmitting and receiving moving images that can be monochrome (black-and-white) or colored, with or without accompanying sound. Different countries use one of the three main video standards for TVs, namely PAL, NTSC or SECAM. Television is most commonly used for displaying broadcast television signals. The broadcast television system is typically disseminated via radio transmissions on designated channels in the 54-890 MHz frequency band. A common television set comprises multiple internal electronic circuits, including those for receiving and decoding broadcast signals. A visual display device which lacks a tuner is properly called a video monitor, rather than a television. A television may be different from other monitors or displays based on the distance maintained between the user and the television when the user watches the media and based on the inclusion of a tuner or other electronic circuit to receive the broadcast television signal.

**[0064]** The term “Live TV,” as used herein, refers to a television production broadcast in real-time, as events happen, in the present.

**[0065]** The term “standard-definition television” (SDTV) is a television system that uses a resolution that is not considered to be either high-definition television (HDTV 720p and 1080p) or enhanced-definition television (EDTV 480p). The two common SDTV signal types are 576i, with 576 interlaced lines of resolution, derived from the European-developed PAL and SECAM systems; and 480i based on the American National Television System Committee NTSC system. In the US, digital SDTV is broadcast in the same 4:3 aspect ratio as NTSC signals. However, in other parts of the world that used the PAL or SECAM analog standards, standard-definition television is now usually shown with a 16:9 aspect ratio. Standards that support digital SDTV broadcast include DVB, ATSC and ISDB. Television signals are transmitted in digital form, and their pixels have a rectangular shape, as opposed to square pixels that are used in modern computer monitors and modern implementations of HDTV. The table below summarizes pixel aspect ratios for various kinds of SDTV video signal. Note that the actual image (be it 4:3 or 16:9) is always contained in the center 704 horizontal pixels of the digital frame, regardless of how many horizontal pixels (704 or 720) are used. In case of digital video signal having 720 horizontal pixels, only the center 704 pixels contain actual 4:3 or 16:9 image, and the 8 pixel wide stripes from either side are called nominal analogue blanking and should be discarded before displaying the image. Nominal analogue blanking should not be confused with overscan, as overscan areas are part of the actual 4:3 or 16:9 image.

**[0066]** The term “video on demand (VOD),” as used herein, refers to systems and processes which allow users to select and watch/listen to video or audio content on demand. VOD systems may stream content, to view the content in real time, or download the content to a storage medium for viewing at a later time.

**[0067]** The term “satellite positioning system receiver” refers to a wireless receiver or transceiver to receive and/or send location signals from and/or to a satellite positioning system, such as the Global Positioning System (“GPS”) (US),

GLONASS (Russia), Galileo positioning system (EU), Compass navigation system (China), and Regional Navigational Satellite System (India).

**[0068]** The term “display,” as used herein, refers to at least a portion of a screen used to display the output of the television to a user. A display may be a single-screen display or a multi-screen display, referred to as a composite display. A composite display can encompass the touch sensitive display of one or more screens. A single physical screen can include multiple displays that are managed as separate logical displays. Thus, different content can be displayed on the separate displays although part of the same physical screen.

**[0069]** The term “displayed image,” as used herein, refers to an image produced on the display. A typical displayed image is a television broadcast or menu. The displayed image may occupy all or a portion of the display.

**[0070]** The term “display orientation,” as used herein, refers to the way in which a rectangular display is oriented by a user for viewing. The two most common types of display orientation are portrait and landscape. In landscape mode, the display is oriented such that the width of the display is greater than the height of the display (such as a 4:3 ratio, which is 4 units wide and 3 units tall, or a 16:9 ratio, which is 16 units wide and 9 units tall). Stated differently, the longer dimension of the display is oriented substantially horizontal in landscape mode while the shorter dimension of the display is oriented substantially vertical. In the portrait mode, by contrast, the display is oriented such that the width of the display is less than the height of the display. Stated differently, the shorter dimension of the display is oriented substantially horizontal in the portrait mode while the longer dimension of the display is oriented substantially vertical.

**[0071]** The term “module,” as used herein, refers to any known or later developed hardware, software, firmware, artificial intelligence, fuzzy logic, or combination of hardware and software that is capable of performing the functionality associated with that element.

**[0072]** The terms “determine,” “calculate” and “compute,” and variations thereof, as used herein, are used interchangeably and include any type of methodology, process, mathematical operation or technique.

**[0073]** The term “touch screen” or “touchscreen” refer to screen that can receive user contact or other tactile input, such as a stylus. The touch screen may sense user contact in a number of different ways, such as by a change in an electrical parameter (e.g., resistance or capacitance), acoustic wave variations, infrared radiation proximity detection, light variation detection, and the like. In a resistive touch screen, for example, normally separated conductive and resistive metallic layers in the screen pass an electrical current. When a user touches the screen, the two layers make contact in the contacted location, whereby a change in electrical field is noted and the coordinates of the contacted location calculated. In a capacitive touch screen, a capacitive layer stores electrical charge, which is discharged to the user upon contact with the touch screen, causing a decrease in the charge of the capacitive layer. The decrease is measured, and the contacted location coordinates determined. In a surface acoustic wave touch screen, an acoustic wave is transmitted through the screen, and the acoustic wave is disturbed by user contact. A receiving transducer detects the user contact instance and determines the contacted location coordinates.

**[0074]** The term “web television” is original television content produced for broadcast via the World Wide Web. Some

major distributors of web television are YouTube, Myspace, Newgrounds, Blip.tv, and Crackle.

**[0075]** The terms “instant message” and “instant messaging” refer to a form of real-time text communication between two or more people, typically based on typed text.

**[0076]** The term “internet search engine” refers to a web search engine designed to search for information on the World Wide Web and FTP servers. The search results are generally presented in a list of results often referred to as SERPS, or “search engine results pages”. The information may consist of web pages, images, information and other types of files. Some search engines also mine data available in databases or open directories. Web search engines work by storing information about many web pages, which they retrieve from the html itself. These pages are retrieved by a Web crawler (sometimes also known as a spider)—an automated Web browser which follows every link on the site. The contents of each page are then analyzed to determine how it should be indexed (for example, words are extracted from the titles, headings, or special fields called meta tags). Data about web pages are stored in an index database for use in later queries. Some search engines, such as Google™, store all or part of the source page (referred to as a cache) as well as information about the web pages, whereas others, such as AltaVista™, store every word of every page they find.

**[0077]** The terms “online community”, “e-community”, or “virtual community” mean a group of people that primarily interact via a computer network, rather than face to face, for social, professional, educational or other purposes. The interaction can use a variety of media formats, including wikis, blogs, chat rooms, Internet forums, instant messaging, email, and other forms of electronic media. Many media formats are used in social software separately or in combination, including text-based chatrooms and forums that use voice, video text or avatars.

**[0078]** The term “remote control” refers to a component of an electronics device, most commonly a television set, DVD player and/or home theater system for operating the device wirelessly, typically from a short line-of-sight distance. Remote control normally uses infrared and/or radio frequency (RF) signaling and can include WiFi, wireless USB, Bluetooth™ connectivity, motion sensor enabled capabilities and/or voice control. A touchscreen remote control is a handheld remote control device which uses a touchscreen user interface to replace most of the hard, built-in physical buttons used in normal remote control devices.

**[0079]** The term “satellite TV” refers to television programming delivered by the means of communications satellites and received by an outdoor antenna, usually a parabolic reflector generally referred to as a satellite dish, and as far as household usage is concerned, a satellite receiver either in the form of an external set-top box or a satellite tuner module built into a TV set.

**[0080]** The term “social network service” is a service provider that builds online communities of people, who share interests and/or activities, or who are interested in exploring the interests and activities of others. Most social network services are web-based and provide a variety of ways for users to interact, such as e-mail and instant messaging services.

**[0081]** The term “social network” refers to a web-based social network.

**[0082]** The term “gesture” refers to a user action that expresses an intended idea, action, meaning, result, and/or outcome. The user action can include manipulating a device

(e.g., opening or closing a device, changing a device orientation, moving a trackball or wheel, etc.), movement of a body part in relation to the device, movement of an implement or tool in relation to the device, audio inputs, etc. A gesture may be made on a device (such as on the screen) or with the device to interact with the device.

**[0083]** The term “gesture capture” refers to a sense or otherwise a detection of an instance and/or type of user gesture. The gesture capture can occur in one or more areas of the screen. A gesture region can be on the display, where it may be referred to as a touch sensitive display or off the display where it may be referred to as a gesture capture area.

**[0084]** The term “electronic address” refers to any contactable address, including a telephone number, instant message handle, e-mail address, Universal Resource Locator (URL), Universal Resource Identifier (URI), Address of Record (AOR), electronic alias in a database, like addresses, and combinations thereof

**[0085]** It shall be understood that the term “means,” as used herein, shall be given its broadest possible interpretation in accordance with 35 U.S.C., Section 112(f). Accordingly, a claim incorporating the term “means” shall cover all structures, materials, or acts set forth herein, and all of the equivalents thereof. Further, the structures, materials or acts and the equivalents thereof shall include all those described in the summary of the invention, brief description of the drawings, detailed description, abstract, and claims themselves.

**[0086]** The preceding is a simplified summary of the disclosure to provide an understanding of some aspects of the disclosure. This summary is neither an extensive nor exhaustive overview of the disclosure and its various aspects, embodiments, and/or configurations. It is intended neither to identify key or critical elements of the disclosure nor to delineate the scope of the disclosure but to present selected concepts of the disclosure in a simplified form as an introduction to the more detailed description presented below. As will be appreciated, other aspects, embodiments, and/or configurations of the disclosure are possible utilizing, alone or in combination, one or more of the features set forth above or described in detail below.

#### BRIEF DESCRIPTION OF THE DRAWINGS

**[0087]** FIG. 1A includes a first view of an embodiment of an environment or a intelligent television;

**[0088]** FIG. 1B includes a second view of an embodiment of an environment or a intelligent television;

**[0089]** FIG. 2A includes a first view of an embodiment of a intelligent television;

**[0090]** FIG. 2B includes a second view of an embodiment of a intelligent television;

**[0091]** FIG. 2C includes a third view of an embodiment of a intelligent television;

**[0092]** FIG. 2D includes a fourth view of an embodiment of a intelligent television;

**[0093]** FIG. 3 is a block diagram of an embodiment of the hardware of the intelligent television;

**[0094]** FIG. 4 is a block diagram of an embodiment of the intelligent television software and/or firmware;

**[0095]** FIG. 5 is a second block diagram of an embodiment of the intelligent television software and/or firmware;

**[0096]** FIG. 6 is a third block diagram of an embodiment of the intelligent television software and/or firmware;

**[0097]** FIG. 7 is a plan view of an embodiment of a handheld remote control;

**[0098]** FIG. 8 is a side view of an embodiment of a remote control;

**[0099]** FIG. 9A is a bottom view of an embodiment of a remote control with a joystick in a neutral position;

**[0100]** FIG. 9B is a bottom view of an embodiment of a remote control with the joystick in a lower position;

**[0101]** FIG. 9C is a bottom view of an embodiment of a remote control with the joystick in an upper position;

**[0102]** FIG. 10 is a plan view of another embodiment of a handheld remote control;

**[0103]** FIG. 11A is a front view of an embodiment of an Intelligent TV screen;

**[0104]** FIG. 11B is a front view of an embodiment of an Intelligent TV screen;

**[0105]** FIG. 11C is a front view of an embodiment of an Intelligent TV screen;

**[0106]** FIG. 12 is a block diagram of an embodiment of a handheld remote control of either FIG. 7 or 10;

**[0107]** FIG. 13 is a block diagram of an embodiment of a content data service;

**[0108]** FIG. 14 is a screen shot of the Intelligent TV screen according to an embodiment;

**[0109]** FIG. 15 is a partial screen shot of the Intelligent TV screen according to an embodiment;

**[0110]** FIG. 16 is a screen shot of the Intelligent TV screen according to an embodiment;

**[0111]** FIG. 17 is a screen shot of the Intelligent TV screen according to an embodiment;

**[0112]** FIG. 18 is a partial screen shot of the Intelligent TV screen according to an embodiment;

**[0113]** FIG. 19 is a screen shot of the Intelligent TV screen according to an embodiment;

**[0114]** FIG. 20 is a screen shot of the Intelligent TV screen according to an embodiment;

**[0115]** FIG. 21 is a partial screen shot of the Intelligent TV screen according to an embodiment;

**[0116]** FIG. 22 is a screen shot of the Intelligent TV screen according to an embodiment;

**[0117]** FIG. 23 is a screen shot of the Intelligent TV screen according to an embodiment;

**[0118]** FIG. 24 is a screen shot of the Intelligent TV screen according to an embodiment;

**[0119]** FIG. 25 is a flow chart according to an embodiment;

**[0120]** FIG. 26 is a flow chart according to an embodiment; and

**[0121]** FIG. 27 is a series of partial screen shots of the Intelligent TV screen according to an embodiment.

**[0122]** In the appended figures, similar components and/or features may have the same reference label. Further, various components of the same type may be distinguished by following the reference label by a letter that distinguishes among the similar components. If only the first reference label is used in the specification, the description is applicable to any one of the similar components having the same first reference label irrespective of the second reference label.

#### DETAILED DESCRIPTION

**[0123]** Presented herein are embodiments of a device. The device can be a network-enabled telecommunications device, such as a television, an electronic visual display device, or other smart device. The device can include one or more screens, or sections of a screen, that are configured to receive and present information from a number of sources. Further, the device can receive user input in unique ways. The overall

design and functionality of the device provides for an enhanced user experience making the device more useful and more efficient.

**[0124]** Intelligent Television (TV) Environment:

**[0125]** Referring to FIGS. 1A and 1B, an Intelligent TV, or device, **100** is shown. It is anticipated that the Intelligent TV **100** may be used for entertainment, business applications, social interaction, content creation and/or consumption, and to organize and control one or more other devices that are in communication with the Intelligent TV **100**. As can be appreciated, the Intelligent TV can be used to enhance the user interactive experience whether at home or at work.

**[0126]** In some embodiments, the Intelligent TV **100** may be configured to receive and understand a variety of user and/or device inputs. For example, a user may interface with the Intelligent TV **100** via one or more physical or electrical controls, such as buttons, switches, touch sensitive screens/regions (e.g., capacitive touch, resistive touch, etc.), and/or other controls associated with the Intelligent TV **100**. In some cases, the Intelligent TV **100** may include the one or more interactive controls. Additionally or alternatively, the one or more controls may be associated with a remote control. The remote control may communicate with the Intelligent TV **100** via wired and/or wireless signals. As can be appreciated, the remote control may operate via radio frequency (RF), infrared (IR), and/or a specific wireless communications protocol (e.g., Bluetooth™, Wi-Fi, etc.). In some cases, the controls, whether physical or electrical, may be configured (e.g., programmed) to suit a user's preferences.

**[0127]** Additionally or alternatively, smart phones, tablets, computers, laptops, netbooks, and other smart devices may be used to control the Intelligent TV **100**. For example, control of the Intelligent TV **100** may be achieved via an application running on a smart device. The application may be configured to present a user with various Intelligent TV **100** controls in an intuitive user interface (UI) on a screen associated with the device **100**. The screen may be a touch sensitive, or touch screen, display. Selections input by a user via the UI may be configured to control the Intelligent TV **100** by the application accessing one or more communication features associated with the smart device.

**[0128]** It is anticipated that the Intelligent TV **100** can receive input via various input devices including, but in no way limited to, video, audio, radio, light, tactile, and combinations thereof. Among other things, these input devices may be configured to allow the Intelligent TV **100** to see, recognize, and react to user gestures. For instance, a user may talk to the Intelligent TV **100** in a conversational manner. The Intelligent TV **100** may hear and understand voice commands in a manner similar to a smart device's intelligent personal assistant and voice-controlled navigator application (e.g., Apple's Siri, Android's Skyvi, Robin, Iris, and other applications).

**[0129]** The Intelligent TV **100** may also be a communications device which can establish network connections **104** through many alternate means, including wired **108** or wireless **112** means, over cellular networks **116** to connect via cellular base antenna **142** to telephone networks operated by telephone company **146**, and by using a telephone line **120** to connect to telephone networks operated by telephone company **146**. These connections **104** enable the Intelligent TV **100** to access one or more communication networks **132**. The communication networks may comprise any type of known communication medium or collection of communication

media and may use any type of protocols to transport messages or signals between endpoints. The communication networks may include wired and/or wireless communication technologies. The Internet is an example of a communication network **132** that constitutes an Internet Protocol (IP) network consisting of many computers, computing networks, and other communication devices located all over the world, which are connected through many telephone systems and other means.

**[0130]** Other examples of the communication network **132** include, without limitation, a standard Plain Old Telephone System (POTS), an Integrated Services Digital Network (ISDN), the Public Switched Telephone Network (PSTN), a Local Area Network (LAN), a Wide Area Network (WAN), a cellular network, and any other type of packet-switched or circuit-switched network known in the art. In addition, it can be appreciated that the communication network **132** need not be limited to any one network type, and instead may be comprised of a number of different networks and/or network types.

**[0131]** In some embodiments, the Intelligent TV **100** may be equipped with multiple communication means. The multiple communication means may allow the Intelligent TV **100** to communicate across Local Area Networks (LANs) **124**, wireless local area networks (WLANs) **128**, and other networks **132**. The networks **132** may be connected in a redundant manner to ensure network access. In other words, if one connection is interrupted, the intelligent TV **100** can use an alternate communications path to reestablish and/or maintain the network connection **104**. Among other things, the Intelligent TV **100** may use these network connections **104** to send and receive information, interact with an electronic program guide (EPG) **136**, receive software updates **140**, contact customer service **144** (e.g., to receive help or service, etc.), and/or access remotely stored digital media libraries **148**. In addition, these connections can allow the Intelligent TV **100** to make phone calls, send and/or receive email messages, send and/or receive text messages (such as email and instant messages), surf the Internet using an internet search engine, post blogs by a blogging service, and connect/interact with social media sites and/or an online community (e.g., Facebook™, Twitter, LinkedIn™, Pinterest™, GooglePlus™, MySpace™, and the like) maintained by a social network service. In combination with other components of the Intelligent TV **100** described in more detail below, these network connections **104** also enable the Intelligent TV **100** to conduct video teleconferences, electronic meetings, and other communications. The Intelligent TV **100** may capture and store images and sound, using associated cameras, microphones, and other sensors. Additionally or alternatively, the Intelligent TV **100** may create and save screen shots of media, images, and data displayed on a screen associated with the Intelligent TV **100**.

**[0132]** Further, as shown in FIG. 1B, the Intelligent TV **100** can interact with other electronic devices **168** by either by the wired **108** and/or wireless **112** connections. As described herein, components of the Intelligent TV **100** allow the device **100** to be connected to devices **168** including, but not limited to, DVD players **168a**, BluRay players **168b**, portable digital media devices **168c**, smart phones **168d**, tablet devices **168e**, personal computers **168f**, external cable boxes **168g**, keyboards **168h**, pointing devices **168i**, printers **168j**, game controllers and/or game pads **168k**, satellite dishes **168l**, external display devices **168m**, and other universal serial bus (USB), local area network (LAN), Bluetooth™, or high-definition

multimedia interface (HDMI) compliant devices, and/or wireless devices. When connected to an external cable box **168g** or satellite dish **168i**, the Intelligent TV **100** can access additional media content. Also, as further described below, the Intelligent TV **100** is capable of receiving digital and/or analog signals broadcast by TV stations. The Intelligent TV **100** can be configured as one or more of a standard-definition television, enhanced television, and high-definition television. It may operate as one or more of cable, Internet, Internet Protocol, satellite, web, and/or smart television. The Intelligent TV **100** may also be used to control the operation of, and may interface with, other smart components such as security systems **172**, door/gate controllers **176**, remote video cameras **180**, lighting systems **184**, thermostats **188**, refrigerators **192**, and other appliances.

[0133] Intelligent TV:

[0134] FIGS. 2A-2D illustrate components of the Intelligent TV **100**. In general, as shown by FIG. 2A, the Intelligent TV **100** can be supported by a removable base or stand **204** that is attached to a frame **208**. The frame **208** surrounds edges of a display screen **212**, leaving a front surface of the display screen **212** uncovered. The display screen **212** may comprise a Liquid Crystal Display (LCD) screen, a plasma screen, Light Emitting Diode (LED) screen, or other screen types. In embodiments, the entire front surface of the screen **212** may be touch sensitive and capable of receiving input by the user touching the front surface of the screen **212**.

[0135] The Intelligent TV **100** may include integrated speakers **216** and at least one microphone **220**. A first area of the frame **208** may comprise a horizontal gesture capture region **224** and second areas comprise vertical gesture capture regions **228**. The gesture capture regions **224**, **228** may comprise areas or regions that are capable of receiving input by recognizing gestures made by the user, and in some examples, without the need for the user to actually touch the screen **212** surface of the Intelligent TV **100**. However, the gesture capture regions **224**, **228** may not include pixels that can perform a display function or capability.

[0136] One or more image capture devices **232**, such as a camera, can be included for capturing still and/or video images. The image capture device **232** can include or be associated with additional elements, such as a flash or other light source **236** and a range finding device **240** to assist focusing of the image capture device. In addition, the microphone **220**, gesture capture regions **224**, **228**, image capture devices **232**, and the range finding device **240** may be used by the Intelligent TV **100** to recognize individual users. Additionally or alternatively, the Intelligent TV **100** may learn and remember preferences associated with the individual users. In some embodiments, the learning and remembering (i.e., identifying and recalling stored information) may be associated with the recognition of a user.

[0137] An IR transmitter and receiver **244** may also be provided to connect the Intelligent TV **100** with a remote control device (not shown) or other IR devices. Additionally or alternatively, the remote control device may transmit wireless signals via RF, light, and/or a means other than IR. Also shown in FIG. 2A is an audio jack **248**, which may be hidden behind a panel that is hinged or removable. The audio jack **248** accommodates a tip, ring, sleeve (TRS) connector, for example, to allow the user to utilize headphones, a headset, or other external audio equipment.

[0138] The Intelligent TV **100** can also include a number of buttons **252**. For example, FIG. 2A illustrates the buttons **252**

on the top of the Intelligent TV **100**, although the buttons could be placed at other locations. As shown, the Intelligent TV **100** includes six buttons **252a-f**, which can be configured for specific inputs. For example, the first button **252a** may be configured as an on/off button used to control overall system power to the Intelligent TV **100**. The buttons **252** may be configured to, in combination or alone, control a number of aspects of the Intelligent TV **100**. Some non-limiting examples include, but are not limited to, overall system volume, brightness, the image capture device, the microphone, and initiation/termination of a video conference. Instead of separate buttons, two of the buttons may be combined into a rocker button. This rocker button arrangement may be useful in situations where the buttons are configured to control features such as volume or brightness. In some embodiments, one or more of the buttons **252** are capable of supporting different user commands. By way of example, a normal press has a duration commonly of less than about 1 second and resembles a quick input. A medium press has a duration commonly of 1 second or more but less than about 12 seconds. A long press has a duration commonly of about 12 seconds or more. The function of the buttons is normally specific to the application that is active on the Intelligent TV **100**. In the video conference application for instance and depending on the particular button, a normal, medium, or long press can mean end the video conference, increase or decrease the volume, increase a rate speed associated with a response to an input, and toggle microphone mute. Depending on the particular button, a normal, medium, or long press can also control the image capture device **232** to increase zoom, decrease zoom, take a photograph, or record video.

[0139] In support of communications functions or capabilities, the Intelligent TV **100** can include one or more shared or dedicated antennae **256** and wired broadband connections **260** as shown in FIG. 2B. The antennae **256** also enable the Intelligent TV **100** to receive digital and/or analog broadcast TV channels. The wired broadband connections **260** are, for example, a Digital Subscriber Line (DSL), an optical line, an Ethernet port, an IEEE 1394 interface, or other interfaces. The Intelligent TV **100** also has a telephone line jack **262** to further provide communications capability.

[0140] In addition to the removable base **204**, the Intelligent TV **100** may include hardware and mounting points **264** on a rear surface to facilitate mounting the Intelligent TV **100** to a surface, such as a wall. In one example, the Intelligent TV **100** may incorporate at least one Video Equipment Standards Association (VESA) mounting interface for attaching the device **100** to the surface.

[0141] As shown in FIG. 2C, the Intelligent TV **100** may include docking interfaces or ports **268**. The docking ports **268** may include proprietary or universal ports to support the interconnection of the Intelligent TV **100** to other devices or components, which may or may not include additional or different capabilities from those integral to the Intelligent TV **100**. In addition to supporting an exchange of communication signals between the Intelligent TV **100** and a connected device or component, the docking ports **268** can support the supply of power to the connected device or component. The docking ports **268** can also comprise an intelligent element that comprises a docking module for controlling communications or other interactions between the Intelligent TV **100** and the connected device or component.

[0142] The Intelligent TV **100** also includes a number of card slots **272** and network or peripheral interface ports **276**.



The card slots **272** may accommodate different types of cards including subscriber identity modules (SIM), secure digital (SD) cards, MiniSD cards, flash memory cards, and other cards. Ports **276** in embodiments may include input/output (I/O) ports, such as universal serial bus (USB) ports, parallel ports, game ports, and high-definition multimedia interface (HDMI) connectors.

[0143] An audio/video (A/V) I/O module **280** can be included to provide audio to an interconnected speaker or other device, and to receive audio input from a connected microphone or other device. As an example, the audio input/output interface **280** may comprise an associated amplifier and analog to digital converter.

[0144] Hardware Features:

[0145] FIG. 3 illustrates components of a Intelligent TV **100** in accordance with embodiments of the present disclosure. In general, the Intelligent TV **100** includes a primary screen **304**. Screen **304** can be a touch sensitive screen and can include different operative areas.

[0146] For example, a first operative area, within the screen **304**, may comprise a display **310**. In some embodiments, the display **310** may be touch sensitive. In general, the display **310** may comprise a full color, display.

[0147] A second area within the screen **304** may comprise a gesture capture region **320**. The gesture capture region **320** may comprise an area or region that is outside of the display **310** area, and that is capable of receiving input, for example in the form of gestures provided by a user. However, the gesture capture region **320** does not include pixels that can perform a display function or capability.

[0148] A third region of the screen **304** may comprise a configurable area **312**. The configurable area **312** is capable of receiving input and has display or limited display capabilities. In embodiments, the configurable area **312** may present different input options to the user. For example, the configurable area **312** may display buttons or other relatable items. Moreover, the identity of displayed buttons, or whether any buttons are displayed at all within the configurable area **312** of a screen **304**, may be determined from the context in which the Intelligent TV **100** is used and/or operated.

[0149] In an exemplary touch sensitive screen **304** embodiment, the touch sensitive screen **304** comprises a liquid crystal display extending across at least those regions of the touch sensitive screen **304** that are capable of providing visual output to a user, and a capacitive input matrix over those regions of the touch sensitive screen **304** that are capable of receiving input from the user.

[0150] One or more display controllers **316** may be provided for controlling the operation of the screen **304**. The display controller **316** may control the operation of the touch sensitive screen **304**, including input (touch sensing) and output (display) functions. The display controller **316** may also control the operation of the screen **304** and may interface with other inputs, such as infrared and/or radio input signals (e.g., door/gate controllers, alarm system components, etc.). In accordance with still other embodiments, the functions of a display controller **316** may be incorporated into other components, such as a processor **364**.

[0151] The processor **364** may comprise a general purpose programmable processor or controller for executing application programming or instructions. In accordance with at least some embodiments, the processor **364** may include multiple processor cores, and/or implement multiple virtual processors. In accordance with still other embodiments, the proces-

sor **364** may include multiple physical processors. As a particular example, the processor **364** may comprise a specially configured application specific integrated circuit (ASIC) or other integrated circuit, a digital signal processor, a controller, a hardwired electronic or logic circuit, a programmable logic device or gate array, a special purpose computer, or the like. The processor **364** generally functions to run programming code or instructions implementing various functions of the Intelligent TV **100**.

[0152] In support of connectivity functions or capabilities, the Intelligent TV **100** can include a module for encoding/decoding and/or compression/decompression **366** for receiving and managing digital television information. Encoding/decoding compression/decompression module **366** enables decompression and/or decoding of analog and/or digital information dispatched by a public television chain or in a private television network and received across antenna **324**, I/O module **348**, wireless connectivity module **328**, and/or other wireless communications module **332**. The television information may be sent to screen **304** and/or attached speakers receiving analog or digital reception signals. Any encoding/decoding and compression/decompression is performable on the basis of various formats (e.g., audio, video, and data). Encrypting module **368** is in communication with encoding/decoding compression/decompression module **366** and enables the confidentiality of all the data received or transmitted by the user or supplier.

[0153] In support of communications functions or capabilities, the Intelligent TV **100** can include a wireless connectivity module **328**. As examples, the wireless connectivity module **328** can comprise a GSM, CDMA, FDMA and/or analog cellular telephony transceiver capable of supporting voice, multimedia and/or data transfers over a cellular network. Alternatively or in addition, the Intelligent TV **100** can include an additional or other wireless communications module **332**. As examples, the other wireless communications module **332** can comprise a Wi-Fi, Bluetooth™, WiMax, infrared, or other wireless communications link. The wireless connectivity module **328** and the other wireless communications module **332** can each be associated with a shared or a dedicated antenna **324** and a shared or dedicated I/O module **348**.

[0154] An input/output module **348** and associated ports may be included to support communications over wired networks or links, for example with other communication devices, server devices, and/or peripheral devices. Examples of an input/output module **348** include an Ethernet port, a Universal Serial Bus (USB) port, Thunderbolt™ or Light Peak interface, Institute of Electrical and Electronics Engineers (IEEE) 1394 port, or other interface.

[0155] An audio input/output interface/device(s) **344** can be included to provide analog audio to an interconnected speaker or other device, and to receive analog audio input from a connected microphone or other device. As an example, the audio input/output interface/device(s) **344** may comprise an associated amplifier and analog-to-digital converter. Alternatively or in addition, the Intelligent TV **100** can include an integrated audio input/output device **356** and/or an audio jack for interconnecting an external speaker or microphone. For example, an integrated speaker and an integrated microphone can be provided, to support near talk or speaker phone operations.

[0156] A port interface **352** may be included. The port interface **352** may include proprietary or universal ports to

support the interconnection of the device **100** to other devices or components, such as a dock, which may or may not include additional or different capabilities from those integral to the device **100**. In addition to supporting an exchange of communication signals between the device **100** and another device or component, the docking port **136** and/or port interface **352** can support the supply of power to or from the device **100**. The port interface **352** also comprises an intelligent element that comprises a docking module for controlling communications or other interactions between the Intelligent TV **100** and a connected device or component. The docking module may interface with software applications that allow for the remote control of other devices or components (e.g., media centers, media players, and computer systems).

[0157] An Intelligent TV **100** may also include memory **308** for use in connection with the execution of application programming or instructions by the processor **364**, and for the temporary or long term storage of program instructions and/or data. As examples, the memory **308** may comprise RAM, DRAM, SDRAM, or other solid state memory. Alternatively or in addition, data storage **314** may be provided. Like the memory **308**, the data storage **314** may comprise a solid state memory device or devices. Alternatively or in addition, the data storage **314** may comprise a hard disk drive or other random access memory.

[0158] Hardware buttons **358** can be included for example for use in connection with certain control operations. One or more image capture interfaces/devices **340**, such as a camera, can be included for capturing still and/or video images. Alternatively or in addition, an image capture interface/device **340** can include a scanner, code reader, or motion sensor. An image capture interface/device **340** can include or be associated with additional elements, such as a flash or other light source. The image capture interfaces/devices **340** may interface with a user ID module **350** that assists in identifying users of the Intelligent TV **100**.

[0159] The Intelligent TV **100** can also include a global positioning system (GPS) receiver **336**. In accordance with embodiments of the present invention, the GPS receiver **336** may further comprise a GPS module that is capable of providing absolute location information to other components of the Intelligent TV **100**. As will be appreciated, other satellite-positioning system receivers can be used in lieu of or in addition to GPS.

[0160] Power can be supplied to the components of the Intelligent TV **100** from a power source and/or power control module **360**. The power control module **360** can, for example, include a battery, an AC to DC converter, power control logic, and/or ports for interconnecting the Intelligent TV **100** to an external source of power.

[0161] Communication between components of the Intelligent TV **100** is provided by bus **322**. Bus **322** may comprise one or more physical buses for control, addressing, and/or data transmission. Bus **322** may be parallel, serial, a hybrid thereof, or other technology.

[0162] Firmware and Software:

[0163] An embodiment of the software system components and modules **400** is shown in FIG. 4. The software system **400** may comprise one or more layers including, but not limited to, an operating system kernel **404**, one or more libraries **408**, an application framework **412**, and one or more applications **416**. The one or more layers **404-416** can communicate with each other to perform functions for the Intelligent TV **100**.

[0164] An operating system (OS) kernel **404** contains the primary functions that allow the software to interact with hardware associated with the Intelligent TV **100**. Kernel **404** can include a collection of software that manages the computer hardware resources and provides services for other computer programs or software code. The operating system kernel **404** is the main component of the operating system and acts as an intermediary between the applications and data processing done with the hardware components. Part of the operating system kernel **404** can include one or more device drivers **420**. A device driver **420** can be any code within the operating system that helps operate or control a device or hardware attached to or associated with the Intelligent TV. The driver **420** can include code for operating video, audio, and/or other multimedia components of the Intelligent TV **100**. Examples of drivers include display, camera, flash, binder (IPC), keypad, WiFi, and audio drivers.

[0165] Library **408** can contain code or other components that may be accessed and implemented during the operation of the software system **400**. The library **408** may contain one or more of, but is not limited to, an operating system runtime library **424**, a TV services hypertext application language (HAL) library **428**, and/or a data service library **432**. The OS runtime library **424** may contain the code required by the operating system kernel **404** or other operating system functions to be executed during the runtime of the software system **400**. The library can include the code that is initiated during the running of the software system **400**.

[0166] The TV services hypertext application language library **428** can include code required by TV services either executed in the application framework **412** or an application **416**. The TV services HAL library **428** is specific to the Intelligent TV **100** operations that control different functions of the Intelligent TV. The TV service HAL library **428** can also be formed from other types of application languages or embodiments of different types of code or formats for code beyond the hypertext application language.

[0167] The data services library **432** can include the one or more components or codes to implement components for the data services function. The data services function can be implemented in the application framework **412** and/or applications layer **416**. An embodiment of a function of the data services and the type of components that may be included is shown in FIG. 6.

[0168] The application framework **412** can include a general abstraction for providing functionality that can be selected by one or more application **416** to provide specific application functions or software for those applications. Thus, the framework **412** can include one or more different services, or other applications, that can be accessed by the applications **416** to provide general functions across two or more applications. Such functions include, for example, management of one or more of windows or panels, surfaces, activities, content, and resources. The application framework **412** can include one or more, but is not limited to, TV services **434**, TV services framework **440**, TV resources **444**, and user interface component **448**.

[0169] The TV services framework **440** can provide an additional abstraction for different TV services. TV services framework **440** allows for the general access and function of services that are associated with the TV functionality. The TV services **436** are general services provided within the TV services framework **440** that can be accessed by applications in the applications layer **416**. The TV resources **444** provide

code for accessing TV resources **444** including any types of storage, video, audio, or other functionality provided with the Intelligent TV **100**. The TV resources **444**, TV services **436**, and TV services framework **440** provide for the different implementations of TV functionality that may occur with the Intelligent TV **100**.

[0170] One or more user interface components **448** can provide general components for display of the Intelligent TV **100**. The user interface components **448** might be general components that may be accessed by different applications provided in the application framework **412**. The user interface components **448** may be accessed to provide for panels and silos as described in conjunction with FIG. 5.

[0171] The applications layer **416** can both contain and execute applications associated with the Intelligent TV **100**. Applications layer **416** may include one or more of, but is not limited to, a live TV application **452**, a video on demand application **456**, a media center application **460**, an application center application **464**, and a user interface application **468**. The live TV application **452** can provide live TV over different signal sources. For example, the live TV application, **452**, can provide TV from input from cable television, over air broadcasts, from satellite services, or other types of live TV services. Live TV application **452** may then present the multimedia presentation or video and audio presentation of the live television signal over the display of the Intelligent TV **100**.

[0172] The video on demand application **456** can provide for video from different storage sources. Unlike Live TV application **452**, video on demand **456** provides for display of videos that are accessed from some memory source. The sources of the video on demand can be associated with users or with the Intelligent TV or some other type of service. For example, the video on demand **456** may be provided from an iTunes library stored in a cloud, from a local disc storage that contains stored video programs, or from some other source.

[0173] The media center application **460** can provide application for different types of media presentation. For example, the media center **460** can provide for displaying pictures or audio that is different from, but still accessible by the user and different from live TV or video on demand. The media center **460** allows for the access of different sources to obtain the media in the display of such media on the Intelligent TV **100**.

[0174] The application center **464** allows for the provision, storage and use of applications. An application can be a game, a productivity application, or some other application generally associated with computer systems or other devices, but may be operated within the Intelligent TV. An application center **464** may obtain these applications from different sources, store them locally and then execute those types of applications for the user on the Intelligent TV **100**.

[0175] User interface application **468** provides for the specific user interfaces associated with the Intelligent TV **100**. These user interfaces can include the silos and panels that are described in FIG. 5. An embodiment of the user interface software **500** is shown in FIG. 5. Here the application framework **412** contains one or more code components which help control the user interface events while one or more applications in the applications layer **416** affects the user interface use for the Intelligent TV **100**. The application framework **412** can include a silo transition controller **504** and/or an input event dispatcher **508**. There may be more or fewer code components in the application framework **412** than those shown in FIG. 5. The silo transition controller **504** contains

the code and language that manages the transitions between one or more silos. A silo can be a vertical user interface feature on the Intelligent TV that contains information for user. The transition controller **504** can manage the changes between two silos when an event occurs in the user interface. The input event dispatcher **508** can receive user interface events that may be received from the operating system and provided to the input event dispatcher **508**. These events can include selections of buttons on a remote control or on the TV or other types of user interface inputs. The input event dispatcher **508** may then send these events to a silo manager **532** or panel manager **536** depending on the type of the event. The silo transition controller **504** can interface with the silo manager **532** to affect changes in the silos.

[0176] The application layer **416** can include a user interface application **468** and/or a silo application **512**. The application layer **416** can include more or fewer user interface applications as necessary, to control the user interface of the Intelligent TV **100** than those shown in FIG. 5. The user interface application **468** can include a silo manager **532**, a panel manager **536**, and one or more types of panels **516-528**. The silo manager **532** manages the display and/or features of silos. The silo manager **532** can receive or send information from the silo transition controller **504** or the input event dispatcher **508** to change the silos displayed and/or to determine types of input received in the silos.

[0177] A panel manager **536** is operable to display panels in the user interface to manage transitions between those panels or to affect user interface inputs received in the panel. The panel manager **536** may thus be in communication with different user interface panels such as a global panel **516**, a volume panel **520**, a settings panel **524**, and/or a notification panel **528**. The panel manager **536** can display these types of panels depending on the inputs received from the input event dispatcher **508**. The global panel **516** may include information that is associated with the home screen or top level hierarchical information for the user. A volume panel **520** may display information about an audio volume control or other settings for volume. A settings panel **524** can include information displayed about the settings of the audio or video, or other settable characteristics of the Intelligent TV **100**. A notification panel **528** can provide information about notifications to a user. These notifications can be associated with information, such as, video on demand displays, favorites, currently provided programs, or other information. Notifications can be associated with the media or with some type of setting, or operation or the Intelligent TV **100**. The panel manager **536** may be in communication with a panel controller **552** of the silo application **512**.

[0178] The panel controller **552** may operate to control portions of the panels of the types described previously. Thus, the panel controller **552** may be in communication with a top panel application **540**, an application panel **544**, and/or bottom panel **548**. These types of panels may be differently displayed in the user interface of the Intelligent TV **100**. The panel control thus may be based on the configuration of the system or the type of display being used currently, put the types of panels **516-528** into a certain display orientation governed by the top panel application **540**, application panel **544**, or bottom panel application **548**.

[0179] An embodiment of the data service **432** and the operation of the data management is shown in FIG. 6. The data management **600** can include one or more code components that are associated with different types of data. For

example, there may be code components within the data service **432** that execute and are associated with video on demand, the electronic program guide, or media data. There may be more or fewer types of data service **432** components than those shown in FIG. 6. Each of the different types of data may include a data model **604-612**. The data models govern what information is to be stored and how that information will be stored by the data service. Thus, the data model can govern regardless of where the data comes from, how the data will be received or managed within the Intelligent TV system. Thus, the data model **604, 608, and/or 612**, can provide a translation ability or affect the ability to translate data from one form to another to be used by the Intelligent TV **100**.

[0180] The different types of data services (video on demand, electronic programming guide, media) each have a data subservice **620, 624, and/or 628** that is in communication with one or more internal and/or external content providers **616**. The data subservices **620, 624, and 628** that communicate with the content providers **616** to obtain data that may then be stored in databases **632, 636, and 640**. The subservices **620, 624, and 628** may communicate with and initiate or enable one or more source plug-ins **644, 648, and 652** to communicate with the content provider. For each content provider **616**, there may be a different source plug-in **644, 648, and 652**. Thus, if there is more than one source of content for the data, each of the data subservice **620, 624, and 628** may determine and then enable or initiate a different source plug-in **644, 648, and/or 652**. The content providers **616** may also provide information to a resource arbitrator **656** and/or thumbnail cache manager **660**. The resource arbitrator **656** may operate to communicate with resources **664** that are external to the data service **432**. Thus, the resource arbitrator **656** may communicate with cloud based storage, network based storage, or other types of external storage in the resources **664**. This information may then be provided through the content provider module **616** to the data subservices **620, 624, 628**. Likewise, a thumbnail cache manager **660** may obtain thumbnail information from one of the data subservices **620, 624, 628** and store that information in the thumbnail database **668**. Further the thumbnail cache manager **660** may extract or retrieve that information from the thumbnails database **668** to provide to one of the data subservices **620, 624, 628**.

[0181] An exemplary content aggregation architecture **1300** is shown in FIG. 13. The architecture can include a user interface layer **1304** and content aggregation layer **1308**. The user interface layer **1304** may include a TV application **1312**, media player **1316**, and application(s) **1320**. The TV application **1312** enables the viewer to view channels received via an appropriate transmission medium, such as cable, satellite, and/or the Internet. The media player **1316** views other types of media received via an appropriate transmission medium, such as the Internet. The application(s) **1320** include other TV-related (pre-installed) applications, such as content viewing, content searching, device viewing, and setup algorithms, and coordinates with the media player **1316** to provide information to the viewer.

[0182] The content source layer **1308** includes, as data services, a content source service **1328**, a content aggregation service **1332** and a content presentation service **1336**. The content source service **1328** can manage content source investigators, including local and/or network file system(s), digital network device manager (which discovers handheld and non-handheld devices (e.g., digital media servers, play-

ers, renderers, controllers, printers, uploaders, downloaders, network connectivity functions, and interoperability units) by known techniques, such as a multicast universal plug and play or UPnP discovery techniques, and, for each discovered device, retrieves, parses, and encodes device descriptors, notifies the content source service of the newly discovered device, and provides information, such as an index, on previously discovered devices), Internet Protocol Television or IPTV, digital television or DTV (including high definition and enhanced TV), third party services (such as those referenced above), and applications (such as Android applications).

[0183] Content source investigators can track content sources and are typically configured as binaries. The content source service **1328** starts content source investigators and maintains open and persistent channels for communications. The communications include query or command and response pairs. The content aggregation service **1332** can manage content metadata fetchers, such as for video, audio, and/or picture metadata. The content presentation service **1336** may provide interfaces to the content index **1340**, such as an Android application interface and digital device interfaces.

[0184] The content source service **1328** can send and receive communications **1344** to and from the content aggregation service **1332**. The communications can include notifications regarding new and removed digital devices and/or content and search queries and results. The content aggregation service **1332** can send and receive communications **1348** to and from the content presentation service **1336** including device and/or content lookup notifications, content-of-interest advisories and notifications, and search queries and results.

[0185] When a search is performed, particularly when the user is searching or browsing content, a user request may be received from the user interface layer **1300**, by the content presentation service **1336**, which responsively opens a socket and sends the request to the content aggregation service **1332**. The content aggregation service **1332** first returns results from the local database **1340**. The local database **1340** includes an index or data model and indexed metadata. The content source service **1328** further issues search and browse requests for all content source investigators and other data management systems. The results are forwarded to the content aggregation service **1332**, which updates the database **1340** to reflect the further search results and provides the original content aggregation database search results and the data updates, reflecting the additional content source service search results, over the previously opened socket to the content presentation service **1336**. The content presentation service **1336** then provides the results to one or more components in the user interface layer **1300** for presentation to the viewer. When the search session is over (e.g., the search session is terminated by the user or by an action associated with user), the user interface layer **1300** disconnects the socket. As shown, media can be provided directly by the content aggregation service **1332** to the media player **1316** for presentation to the user.

[0186] Remote Control:

[0187] A handheld remote control can be provided to enable user interaction with the Intelligent TV **100**. An exemplary handheld remote control is shown in FIGS. 7-9. The remote control **700** can include one or more of, but is not limited to, top, side and bottom housings **704, 708, and 712**,

an (on/off) power button **716**, an input source button **720** (to select input source such as Live TV, video on demand, media center, application center, high definition multimedia interface or HDMI, component or COMP, audio/Video or A/V, digital or analog television or DTV/ATV, and video graphics array (VGA)), a (volume) mute button **724**, a Live TV button **728** (to activate or select the Live TV silo), a video on demand (VOD) button **732** (to activate or select the video on demand silo), a media center button **736** (to activate or select the media center application or silo, which access various types of media such as music, TV programming, videos, and the like), an application center button **740** (to activate or select the application center application or silo), a global panel button **744**, an application panel button **748**, a back button **752** (to select a prior user operation or Intelligent TV state and/or navigate up a hierarchy of any displayed image or object(s) (in which case the back button **752** does not navigate within application panels or across application silos), a play button **756** (to play or pause media), a D-pad **760** (which includes north, east, west, and south directional arrows to navigate among displayed images and/or move between levels of an application's or object's hierarchy such as application view navigation, panel navigation, and collection navigation), an OK (or select) button **764** (to select a highlighted displayed image (such as displayed speed control, rewind, forward, play, and pause objects and/or objects on menu bar or in a menu box) and/or navigate down a hierarchy of any displayed image or object(s)), a rocker-type volume-up and volume-down button **768** (to adjust the volume), a menu/guide button **772** (to select for display a menu or guide of programming), a 0-9 (number) button **776** (to display a number pad on the TV screen), a settings button **780** (which launches an application to access current and change TV settings (such as channel settings and settings used to adjust picture and sound effects (e.g., image mode (e.g., standard, playground, game, cinema, concert, and studio), brightness, contrast, saturation, color temperature, energy savings, 3D noise reduction, hue, sharpness, zoom mode (e.g., full screen, standard, smart zoom, and dot-to-dot), picture position, 3D mode, for picture, and sound retrieval system or SRS TruSurround, sound mode (e.g., standard, live 1, live 2, theatre, music, speech, user equalizer mode, Left/Right speaker balance, auto volume control, Sony/Philips Interconnect Format or S/PDIF (off, auto, pulse code modulation or PCM) for sound) and system settings (such as system (e.g., selected language for graphical user interface, user geographical and/or geopolitical location information, input method, area settings, and sleep time), network (e.g., WiFi, WiFi hotspot, WiFi direct, Point-to-Point Protocol over Ethernet or PPPoE (asymmetric digital subscriber line or ADSL), Ethernet) settings (e.g., enabled and disabled and selected and non-selected) and information (e.g., network information (e.g., electronic address such as Internet Protocol or IP address, subnet mask, gateway, domain name server information, domain name, Media Access Control or MAC address, service set identification or SSID, security information, and password information) and inline status), manage applications (e.g., currently installed applications, currently executing applications, and internal and external computer readable medium usage), and view user information regarding the Intelligent TV **100**)), a rocker-type channel-up and channel-down button **784** (to increment or decrement the selected channel), and first, second, third and fourth hotkeys **788**, **792**, **794**, and **796**, and/or a moveable joystick **900** on a bottom of the remote control **700**. The first,

second, third, and fourth hotkeys are generally assigned different colors, which color indexing is depicted as visual indicia on a selected panel to show the currently assigned function, if any, for each hotkey. As can be seen, the actuator layout can provide a highly efficient, satisfactory, and easily usable experience to the end user.

**[0188]** Unlike the functional associations and functions of many of the actuators, those of some of the actuators are not readily apparent. A number of examples will now be discussed by way of illustration.

**[0189]** The media center button **736**, when selected, can provide information regarding music, videos, photographs, collections or groupings of music, videos, and/or photographs, and internal and external computational devices (such as personal computers, laptops, tablet computers, wireless phones, removable computer readable media, and the like), which can be grouped in a selected manner (such as favorites, most recently viewed, most watched or viewed, and most recently added). The information can include previews (which can include selected portions of the media content, duration, file size, date created, date last watched, times watched or viewed, and audio and/or video format information).

**[0190]** The application center button **740**, when selected, may provide information regarding pre-installed and downloaded applications. Unlike downloaded applications, pre-installed applications cannot be removed by the user or manually updated. Exemplary pre-installed applications include web browser, settings control, and content search algorithms. By way of illustration, the application center button **740** can provide a scrollable graphical grid of icons (each icon being associated with an application) currently available in the application center.

**[0191]** The global panel button **744**, when selected, can provide the user, via one or more panels or windows, with access to one or more of, but not limited to, silos, notifications, a web browser, system settings, and/or information associated therewith. For example, the global panel button **744** can enable the user to determine what external devices are currently connected to and/or disconnected from the Intelligent TV **100**, determine what inputs (e.g., HDMI ports) are currently available for connecting to external devices, determine a connection and/or operational status of a selected external device and/or network (e.g., WiFi connected, Ethernet connected, and offline), assign a custom (or user selected) name to each input source, determine what content is currently being offered on Live TV, on demand, the media center, and/or the application center, access vendor messages and notifications to the user (e.g., system and/or application updates are available), activate the Internet browser, and/or access shortcuts on a displayed shortcut bar to more frequently used and desired applications. Common shortcuts are Internet browser (e.g., Internet search engine), system settings, and notifications. The common types of panels are for information (which is typically information related to a currently displayed image and/or content (e.g., title, date/time, audio/visual indicator, rating, and genre), browse requests, and/or search requests (such as search term field)). Each of the panel types may include a panel navigation bar, detailed information or relevant content to the panel function, operation and/or purpose, and a hotkey bar (defining currently enabled functional associations of hotkeys).

**[0192]** The application panel button **748**, when selected, can display an application window or panel. One application

panel may be an information panel regarding a selected (pre-installed or previously downloaded) application icon. The information panel can one or more of identify the selected application, provide a description of the functionality (including application developer and/or vendor, version, release, and/or last update date and a category or type of application based on the application's functionality) and user ratings and/or degree of other user downloading of the application (e.g., a star rating assigned based on one or more of the foregoing inputs), provide the option to launch, remove, update, and add to favorites the identified application, and provide a listing of selectable links of other (not yet downloaded) recommended applications that provide similar functionality to the identified application. The latter listing can, in turn, provide a description of the functionality (including application developer and/or vendor, version, release, and/or last update date and a category or type of application based on the application's functionality) and user ratings and/or degree of other user downloading of the application (e.g., a star rating assigned based on one or more of the foregoing inputs).

[0193] The functions of the first, second, third, and fourth hotkeys **788**, **792**, **794**, and **796** can change depending on system state, context, and/or, within a selected screen and/or panel, based on a content or currently selected portion of (or relative cursor position on) the screen. Commonly, a currently assigned function of any of the first, second, third, and fourth hotkeys **788**, **792**, **794**, and **796** depends on a currently accessed silo and/or panel (with which the user is currently interacting within the silo). In other words, a first function of one of the first, second, third, and fourth hotkeys **788**, **792**, **794**, and **796** is activated by the respective hotkey in a first system state while a different second function is activated by the respective hotkey in a different second system state. In another example, a third function of one of the first, second, third, and fourth hotkeys **788**, **792**, **794**, and **796** is activated by the respective hotkey when a user focus (or currently selected cursor position or screen portion) is at a first screen position while a different fourth function is activated by the respective hotkey when a user focus (or currently selected cursor position or screen portion) is at a different second screen position. The first screen position can, for instance, be within an icon while the second screen position is outside of the icon. Hotkey functionality that could be enabled when in the first screen position may be "configure" and "remove" and disabled is "add", and, when in the second position hotkey functionality enabled can be "add" and disabled is "configure" and "remove". Generally, the states of hotkeys can include normal (for enabled actions or functions), disabled (when an action or function is temporarily disabled), pressed (when selected by a user to command an action or function to be performed), and unavailable (when no association between the hotkey and an action or function is currently available). While examples of hotkey functions are discussed below, it is to be understood that these are not intended to be exhaustive or limiting examples.

[0194] The first hotkey **788**, when selected in a first system state, can enable the user to assign, change, or edit a name of an input source. It is typically enabled only when the input source of HDMI, Comp/YPbPr (e.g., component video cables), video output, and VGA is in focus. When selected in a second system state, the first hotkey **788** can return the user to a top of a scrollable collection of objects, such as application icons.

[0195] The second hotkey **792** may show all or less. In other words, the hotkey **792** can allow the user to show all inputs, including the unconnected/undetected ones and to hide the unconnected/undetected inputs, e.g., to expand and collapse the silo/input list. Each input source can have one of two states, namely connected/detected and unconnected/undetected. Some input sources, including Live TV, video on demand, media center, and application center are always connected/detected.

[0196] The moveable joystick **900** on the bottom of the remote control **700**, when manipulated, can cause a displayed image on the Intelligent TV **100** screen to be displaced a proportional amount. In other words, the displayed image is displaced substantially simultaneously with displacement of the joystick **900** within the joystick aperture **904** in the bottom housing **712** of the remote control. As shown in FIGS. 9B-C, the joystick **900** moves or slides between forward and reverse positions. Releasing the joystick **900** causes the joystick **900** to return to the center position of FIG. 9A, and the window to move or slide upwardly (when the joystick is released from the joystick position of FIG. 9B) or downwardly (when the joystick is released from the joystick position of FIG. 9C) until it disappears from view as shown in FIG. 11A. The effect on the screen of the Intelligent TV **100** is shown in FIGS. 11A-C. In FIG. 11A, video content, such as TV programming, a video, movie, and the like, is being displayed by front surface of the screen **212**. In FIG. 11B, the joystick **900** is moved or slid to the upper position of FIG. 9B, and a drop down window or panel **1100** moves or slides down (at the substantially the same rate of joystick **900** movement) at the top of the screen **212**. In FIG. 11C, the joystick **900** is moved or slid to the lower position of FIG. 9C, and a drop up window or panel **1100** moves or slides up (at the substantially the same rate of joystick **900** movement) at the bottom of the screen **212**. The window **1100** partially covers the video content appearing on the remainder of the screen **212** and/or causes a portion of the screen **212** displaying video content to move and/or compress up or down the height of the window **1100**.

[0197] The window **1100** can include one or more of information (which is typically information related to a currently displayed image and/or content (e.g., panel navigation bar, detailed information (e.g., title, date/time, audio/visual indicator, rating, and genre), and hotkey bar (defining current functional associations of hotkeys)), browse requests, and/or search requests. Commonly, the window **1100** includes suitable information about the content (such as name, duration, and/or remaining viewing duration of content), settings information, TV or system control information, application (activation) icons (such as for pre-installed and/or downloaded applications such as application center, media center and Web browser), and/or information about input source(s). When the joystick **900** is in either the forward or reverse position, the user can select an actuator on the front of the remote control, such as the OK button **764**, and be taken, by displayed images on the screen **212**, to another location in the user interface, such as a desktop. This process can be done in a nonintrusive manner and without affecting the flow of content that is pushed up or down. The joystick **900** could be moved, additionally or differently, from side-to-side to cause the window to appear at the left or right edge of the screen **212**.

[0198] An alternative actuator configuration is shown in FIG. 10. The actuators are substantially the same as those of FIGS. 7-9 except that the social network button **1000**, when selected, can automatically select content and publish, via a

social network service or other social media, the content to a social network or online community. User or viewer comments and/or other messages can be included in the outbound message. For example, all or one or frames or portions of media content (such as a video, music, a photograph, a picture, or text) can be provided automatically to a predetermined or selected group of people via Linked-In™, Myspace™, Twitter™, YouTube™, DailyMotion™, Facebook™, Google+™ or Second Life™. The user, upon activating the button **1000** could, in response, select a social forum or media upon which the selected content (which is the content displayed to the user when the social network button **1000** is activated) is to be posted and/or a predetermined group within that social media to which the content is to be posted. Alternatively, these selections could be preconfigured or preselected by the user.

[0199] The social network button can also be used to “turn up” or “turn down” a social volume visualization. The Intelligent TV **100** can create dynamically a visualization of aggregated connections (and inbound and/or outbound messages) from a variety of social networks. The aggregation (and inbound and outbound messages) can be depicted graphically on the screen as a volume of connections to influence the viewer user. With a social volume visualization, selected contents of each linked social network profile of a social contact (and inbound and/or outbound messages from or to the linked social network contact and/or current activity of the social contact (such as watching the same programming or content the viewer is currently watching) can be presented in a separate tile (or visually displayed object). The size of the tile can be related to any number of criteria, including a relationship of the linked social contact (e.g., a relative degree of importance or type of relationship can determine the relative size of the tile, a degree of influence of the linked social contact to the current viewer, a geographic proximity of the linked social contact to the current viewer, a degree to which the currently provided media content is of interest to both the viewer and linked social contact (e.g., both parties enjoy war movies, murder mysteries, musicals, comedies, and the like), an assigned ranking of the linked viewer by the viewer, a type of social network type linking the viewer with the linked social contact, a current activity of the social network contact (e.g., currently watching the same content that the viewer is currently watching), a current online or offline status of the linked social contact, and a social network grouping type or category to which both the viewer and linked social contact belong (e.g., work contact, best friend, family member, etc.).

[0200] The viewer can designate a portion of the screen to depict the social network aggregation. By turning the social volume up (+) or down (−), the viewer can increase the size and/or numbers of linked contact tiles provided to the viewer. In other words, by increasing the social volume the viewer can view, access, and/or push more social content from those of his or her social networks associated with him or her in a memory of the Intelligent TV. By decreasing the social volume, the viewer can view, access, and/or push less social content from his or her associated social networks. By selecting the mute button **724**, the viewer can stop or pause any interactivity with his or her associated social networks (e.g., inbound or outbound messages). Social volume and/or mute can be separated into two (or more) volume settings for outbound and inbound social network activity. By way of illustration, a first volume setting, control, and/or button can control the volume for outbound social network activity (e.g.,

outbound social messages) while a second (different) volume setting, control, and/or button can control the volume for inbound social network activity (e.g., inbound social messages). By way of further illustration, a first mute setting, control, and/or button can stop or pause outbound social network activity (e.g., outbound social messages) while a second (different) mute setting, control, and/or button can stop or pause inbound social network activity (e.g., inbound social messages).

[0201] A functional block diagram of the remote control is shown in FIG. 12. The remote control **700** includes a controller **1208** to control and supervise remote control operations, optional wireless (RF) transceiver **1224** and antenna **1244** to send and receive wireless signals to and from the Intelligent TV **100** and other external components, optional infrared emitter **1228** to emit infrared signals to the Intelligent TV **100**, optional light emitting diode or LED driver **1232** to control LED operation to provide video-enabled feedback to the user, actuators **1220** (including the various buttons and other actuators discussed above in connection with FIGS. 7 and 10), and joystick **900**, all interconnected via a bus **1248**. An on board power source **1200** and power management module **1204** provide power to each of these components via power circuitry **1240**. The infrared emitter **1228** and receiver (not shown) on the Intelligent TV system **100** can be used to determine a displayed object illuminated by the infrared signal and therefore adjust the displayed image, for example to indicate a focus of the user (e.g., illuminate a displayed object or show cursor position relative to displayed objects on the screen) and to determine and activate a desired command of the user. This can be done by tracking a position of the remote control in relation to infrared tracking reference points (e.g., a sensor bar or infrared LED's) positioned on or adjacent to the screen of the Intelligent TV **100**. Motion tracking can further be augmented using position information received from a multi-axis gyroscope and/or accelerometer on board the remote control (not shown).

[0202] Using metadata associated with the programming, the application framework **416** can distinguish between, and classify Live TV programming, the following program types: movies, TV show episodes (which can be any type of recurring show such as drama series, sitcoms, animated series, reality shows, mini series, talk shows, game shows, and newscasts), sport events (such as baseball, hockey, boxing, football, and other sporting event programming), specials (such as holiday specials, election coverage, and special news reports), radio (which deliver audio-only broadcasts), and undefined (which refers to programming having no associated metadata). Based on metadata associated with the programming, the application framework **416** can further distinguish between and classify each program type into a program category. Common program categories include political, law, military, economic, culture, sports, the Arts, history, geography, science, medical, environmental, social, recreation, and other (for any non-specified electronic programming guide (“EPG”) entries).

[0203] The metadata can be obtained from the content aggregation service **1332**, a content metadata fetcher, such as for video, audio, and/or picture metadata, and the like. The metadata, for example, can be obtained from an Internet accessible EPG provider. Examples of metadata formats include EVB-SI, TV-Anytime, and MPEG-7 and communication protocols include the Programming Metadata Communication Protocol (“PMCP”) and Program and System



Information Protocol (“PSIP”). Typically, the data which populates the EPG comes from the PSIP. PMCP provides the source data for PSIP. A PSIP generator converts PMCP to a broadcast-ready format. The downloaded EPG metadata is typically stored locally in a computer readable medium.

**[0204]** The user application framework **416** further enables the user to mark a selected channel or program as a “favorite”. This marking means that the user is more interested in these programming items than other items; in other words, the user is more likely to watch favorite programs and channels than other unmarked programs and channels. Once a channel or program is marked as a “favorite”, it is highlighted in all views and made easier to access. While favorite channels and programs can be located by an EPG provider in the cloud, the favorite channels and programs are typically maintained only in the local computer readable medium and not remotely.

**[0205]** The application framework **416** can further enable the user to set reminders for specific programs. Reminders cause notifications by the notification panel **528** that a specific program is about to start, regardless of where or how the user is currently interacting with the Intelligent TV **100** (e.g., regardless of what channel or silo the user is currently interacting with). When a reminder is set, it is created for that specific instance of the complete series. For example if a program were to be on every Friday night at 8 pm on channel 3, setting a reminder for the program creates a reminder that the program is provided every Friday at 7:58 pm. If a program were to be a single airing event (such as a movie or special), a reminder is provided only for that instance.

**[0206]** The EPG, which can be selected by the menu/guide button **772**, provides users with a continuously updating table of scheduling information on current and upcoming programming. The EPG is typically obtained, via a network **128** (e.g., the Internet) from a third party source. The EPG can be used to discover content to watch and set reminders for future programs. EPG program listings typically provide at least the following information: show name (which is the full name of the program (e.g., TV episode, movie or special), length of show (which is shown by the relative size of the listing or associated icon in the table), progress of show (programs in process are visually differentiated from shows not in progress to show the progress), favorite indicator (programs that have been marked as a favorite are visually differentiated, such as by a favorite icon, to show that they are favorites), reminder indicator (programs that have been set to trigger a reminder are visually differentiated, such as by a reminder icon, to show that they contain reminders), first air indicator (programs that are airing for the first time are visually differentiated, such as by a first-to-air icon, to show that they are airing for the first time), program type indicator (the program listing contains a visual indicator, such a program-type indicator, to show the program type), and an HD indicator (the program listing contains a visual indicator, such an HD indicator, to show that the program is in high definition).

**[0207]** One EPG format will be discussed with reference to FIG. **14**. The intelligent TV **100** displays the EPG modal **1400**. The display includes a live preview area **1404** (which displays programming on the currently active channel (and not the channel that is in focus within the EPG)), a program preview area **1408**, the EPG **1412**, and the hot key bar **1416** (which is color-coded to the hot keys to show currently enabled hot key functionality, e.g., the red hot key corresponds to “Now”, which, if selected, jumps to currently playing program in the EPG, the yellow hot key to “Categories”,

which, if selected, switches the category view, the green hot key to “Manage”, which, if selected, switches to the manage view, and the blue hot key to “Mark”, which, if selected, provides a modal with three choices, namely set a reminder for [Show Name], Add [Show Name] to favorites, and add [channel number] to favorite channels, where the item in brackets refers to the currently selected channel and program).

**[0208]** The program preview area **1408** corresponds to the program or channel listing currently selected or in-focus. For the channel listing, the program preview area **1408** includes program information about the program currently being aired on the channel. The program preview area **1408** can include the following fields, namely show name **1420**, season **1422** (if applicable) (which can be the number of the season), episode number **1424**, episode name **1428**, start and end time **1432**, description **1436** (which describes the current program), thumbnail view **1440** (which is a thumbnail preview of the current program (e.g., a still (not moving) image, such as a captured frame of the second programming (e.g., a screen grab provided by the Internet-provided EPG service)), a picture (such as a movie poster), or a photograph), channel **1442** providing the program, and other information **1444** (which can include current time (e.g., the current time of day), duration (or start-to-finish time), runtime (or temporal progress of the program), runtime remaining, rating (e.g., TV-Y, TV-Y7, TV-G, TV-PG, TV-14, and TV-MA), video format (or resolution of the current program), audio format (or audio format of the current program), digital air date or first airing indicator, encryption status (when the channel is detected to be encrypted (regardless of decryption status)), program category, program type, track information (for radio Programming—the name of the current artist and track), and other indicators noted above).

**[0209]** The EPG includes plural program listings, with each listing having a channel indicator **1448** and show name **1452**. The program listings may further include a favorite (program) indicator **1456** (which is shown in the shape of a star but can be any other indicator), a first air indicator **1460** (which is shown as “NEW” but can be any other indicator), and a reminder indicator **1464** (shown as a blue dot but can be any other indicator). The channel indicator **1448** typically includes the channel number, channel logo, an active channel indicator (to show that the channel is currently playing), a selected channel indicator (to show that the channel is currently in-focus), and a favorite (channel) indicator (not shown) (showing that the channel is marked as a favorite channel by the user). Time indicators are shown at the top of the EPG and placed relative to the EPG program listings to show, as the case may be, a total or remaining duration of the program.

**[0210]** The EPG of FIG. **14** is by channel. Other EPG formats can be used. An example EPG **1500** format is shown in FIG. **15**, which is by time. The listed programs each have an associated start time **1504** (which may be different or the same for plural listings), a show name **1456**, and channel indicator **1448**. The program listings can be grouped by program type, program category, or channel. A band **1508** shows the current program runtime for programs in process. The format supports the other visual indicators of the EPG of FIG. **14**. While the EPG of FIG. **14** can be scrolled not only vertically (e.g., up and down in channels) but also horizontally (e.g., backwards and forwards in time) using the D-Pad **760** of the remote control, the EPG of FIG. **15** can be scrolled only



vertically (e.g., up and down in channels for the selected time). The topmost program listing in each of the EPG formats, when the format is presented initially, is typically the current program in view. The OK button **764** or play button **756** on the remote control selects an in-focus program listing for view. When a channel or program is selected, the application layer **416** automatically exits the EPG display and commences viewing the selected programming.

[0211] With reference to FIG. **16**, the interaction of EPG with selected program categories is illustrated. The vertically scrollable category area **1600** presents a scrollable listing of selectable program category bars **1604**. Moving focus to a category bar causes the EPG **1412** program listings to be refreshed with a set of program listings filtered by the in-focus category bar. In the hot key bar **1416**, the red hot key corresponds to “Now”, the yellow and green hot keys correspond to no assigned functionality and the blue hot key to “Mark”. Unlike the other EPG formats, the category-enabled EPG is fixed to a two-hour window and therefore cannot be scrolled horizontally. Stated another way, only channels having a program on (in the next two hours) that matches the selected or in-focus category are shown. Those category-matching programs are visually highlighted relative to category non-matching programs to show the match. The content of the program preview area **1408** reflects the currently in-focus program listing. The OK button **764** or play button **756** on the remote control selects an in-focus program listing for view. When a channel or program is selected, the application layer **416** automatically exits the EPG display and commences viewing the selected programming.

[0212] With reference to FIG. **17**, the interaction of EPG with favorite indicators is illustrated. The manage favorite area **1700** includes selectable bars **1708** for favorite channels, shows, reminders, and channel list and a vertically scrollable channel listing **1704**. Moving the focus from one selectable bar **1708** to another causes the vertically scrollable channel listing **1704** to be refreshed to mirror the currently in-focus bar **1708**. Each listing in the channel listing **1704** includes, when the favorite channels bar **1708** is in-focus, a favorite indicator **1456**, a channel identifier **1712**, channel logo **1716**, channel name **1720**, and a remove icon **1724** (which, if selected, removes the corresponding channel from the set of favorite channels). When the favorite shows bar **1708** is in-focus, a program listing is provided in lieu of the channel listing **1704**. Each channel listing includes a favorite indicator **1456**, a show name, and a remove icon **1724** (which, if selected, removes the corresponding program from the set of favorite programs). Referring to FIG. **18**, when multiple airings of the same program are currently airing, those programs are highlighted accordingly. Selecting the program will provide the user with a modal **1800** of all the listings that are currently live. The modal lists each currently live program listing or episode by start time, show name and channel indicator. The content of the program preview area **1408** reflects the currently in-focus channel programming (in-focus not requiring selection by the OK or play buttons but focus only by the cursor) or program listing. In the hot key bar **1416**, the red hot key corresponds to “Guide” (which, if selected, jumps back to currently playing program in the full EPG), and the yellow, green, and red hot keys correspond to no assigned functionality.

[0213] The channel list bar **1700**, when selected, enables the user to hide and restore channels. Hiding a channel will remove the channel from all views as well as from the normal

channel changing experience. If the hidden channel has been marked as a favorite, it will automatically be un-favorited (or removed from the set of favorite channels) before removal. Restoring or un-hiding a channel will reactivate the channel and make it re-accessible from all views. Channels that are hidden are visually differentiated from active channels. In the hot key bar **1416**, the red hot key corresponds to “Guide” (which, if selected, jumps back to currently playing program in the full EPG), the yellow hot key to “Restore all” (which, if selected restores all hidden channels), the green hot key to no assigned functionality, and the blue hot key to “Favorites” (which, if selected, toggles the favorite status of the listed channel(s)).

[0214] The reminder bar **1708**, when selected, enables the user to manage all configured reminders. The vertically scrollable list of programs in the program listing contains all programs that have reminders set. In the hot key bar **1416**, the red hot key corresponds to “Guide” (which, if selected, jumps back to currently playing program in the full EPG), the yellow hot key to “Date/Alphabetic” (which, if selected changes the sort order from alphabetic to date (items ordered by soonest to latest) or vice versa with items having no upcoming air date being ordered alphabetically at the end), and the green and blue hot keys to no assigned functionality.

[0215] In any of the variations of FIG. **17**, the OK button **764** or play button **756** on the remote control selects an in-focus program or channel listing for live viewing. When a channel or program is selected, the application layer **416** automatically exits the EPG display and commences viewing the selected programming.

[0216] With reference to FIG. **19**, the header bar **1900** will be discussed. The header bar **1900** provides contextual information for the currently watched program. The header bar **1900** includes the following fields: channel indicator **1448**, program preview area **1408**, current time, current viewing time remaining (or completed) **1904** and/or start-to-finish viewing time **1908** for the currently selected program, video format **1912**, and audio format **1916**. The header bar **1900** is presented for all program types, including movies, TV show episodes, sport, specials, radio, and undefined. During programming viewing, the header bar **1900** is always displayed whenever the D-Pad **760** is touched or whenever the channel is changed. It auto hides (or is no longer viewable) after a predetermined time, such as **5** seconds. In the viewing area **1920**, a full screen thumbnail view of the current program (which can be the same or different to the thumbnail view **1440** in the header bar **1900**) is displayed. As noted, the thumbnail view can be program poster if the program poster is available; otherwise, the thumbnail view should be a screen grab provided by the Internet-provided EPG service. When a new channel or program is selected, both the header bar **1900** and viewing area **1920** are updated immediately to reflect the new programming without needing to wait for the newly selected channel or program to activate. The activation delay can be caused by tuning delays. During the activation delay, the viewing area **1920** of the display is unable to display the new programming as a live feed and may continue to display video frames from the prior programming even after a new channel or program is selected. The thumbnail view on the display or viewing area can improve the channel changing experience as all channels will show a full-screen thumbnail view immediately after channel or program selection and while tuning takes place. This can allow the user to flip

quickly through channels and view what is on without having to wait for the tuner to catch up.

[0217] There are many modes to change channels or programming. With reference to FIGS. 7-10, the remote control includes channel-up and channel-down button **784** to select a next higher or lower channel, respectively, for viewing. The D-Pad **760** can scroll through EPG program or channel listings as described above, and the OK button **764** can select a program or channel for viewing. When not in the EPG display mode, the D-Pad **760** can be used to cycle through favorite channels that have been set on the system along with favorite programs that are currently airing. Opposing sets of arrows, either the up and down arrows or the left and right arrows, when pressed cycle through the favorite channels and programs. The back button **752** can change the currently viewed channel to the last-viewed channel. Repeatedly pressing the back button **752** will toggle between the currently viewed and previously viewed channels. When scrolling in any of these modes, once the largest or smallest numbered channel is reached, the next press takes the user to the smallest or largest numbered channel, respectively.

[0218] With reference to FIGS. 7-10, the remote control does not have number keys but rather a 0-9 (number) button **776**, which, if selected, reveals an on screen channel changer **2000** shown in FIG. 20. The on screen channel changer **2000** includes a program preview area **1408** (reflecting the currently in-focus channel), a vertically scrollable (EPG) channel listing **2004** (each listing including the channel indicator **1448**, show name and progress bar), and a number input bar **2008**. In the number input bar **2008**, only numbers that will currently produce a selectable channel are enabled. Disabled numbers cannot receive focus and are bypassed during navigation of the number input bar. As each number is selected, the numbers enabled and disabled will vary to reflect the selectable channels available from the root numbers selected. The back button **752** acts as a backspace and, when selected, deletes the last number selected. The removal of the number keys or buttons from the remote control reduces the complexity of the remote control and thereby improves the remote control's overall usability and simplicity while the on screen channel changer **2000** provides the user with the ability to change channels using only the D-Pad **760**. One opposing set of arrows (e.g., the up and down arrows) scrolls up and down through the program listing **2004** while the other opposing set of arrows (e.g., the left and right moves to the left and right, respectively, through the number input bar **2008**.

[0219] The on screen channel changer **2000** can have different EPG channel listing configurations. In one configuration, a mini EPG is presented having a single channel listing of the last channel that was manually entered by the user (that may not be the currently viewed channel). In another configuration shown in FIG. 20, as numbers are selected a dynamic EPG channel listing is presented. The channels in the dynamic EPG listing correspond to the channels that are currently selectable from the root entered numbers. For example, if the user has entered "11" and only numbers "2", "4", and "6" in the number input bar are enabled, the channels in the dynamic EPG channel listing would include channel listings for channels **112**, **114**, and **116**.

[0220] With reference to FIG. 21, a D-Pad channel navigation display is shown. Pressing left or right arrows in the D-Pad moves focus from file **2100** to file **2100**. Each file **2100** includes a channel number and logo, thumbnail view **1440**, progress bar **1504**, and program information **2104** (e.g., pro-

gram name, episode name, season number, episode number, and/or program type and/or category). An in-focus file can be selected by pressing the OK button. The channels to the right of center **2108** can be made up of all channels that have been set as favorites along with any other channels that are currently airing a favorite program. The favorite channels can be ordered by channel increasing or decreasing from the center **2108** out. The channels to the left of the center **2108** can be made of all recommendations based on the user's favorites and watching patterns (e.g., this can initially be limited to programs matching the active program's category until cloud-based recommendations are available). The user's current favorites, for example, can be used to identify similar channels and/or programs that may be of interest to the user. A similar channel may be, for example, a channel broadcasting a favorite program of the user. A similar program may be, for example, a program of a similar category or type to a current favorite. Watching patterns can be determined, for example, by monitoring the frequency (over a selected period of time) of the user selecting a channel and/or watching a program (such as an episode, sport event, news program, and the like). When the frequency is at least a determined amount, the channel or program is recommended. The frequency threshold can be a default value, a value selected or configured by the user, or a value based on the relative viewing frequency of favorite or favorite and nonfavorite channels or programs. The frequency threshold can be determined by other techniques appreciated by others skilled in the art based on this disclosure. The recommended channels and/or programs can be ordered based on frequency magnitude. As will be appreciated, other techniques can be used to recommend a channel or program to the user. The recommended channels can be ordered by channel increasing or decreasing from the center **2108** out.

[0221] The information panel for an episode is shown in FIG. 22. It is available when the user is watching any episode and provides extended information on the currently watched program. The information panel **2200** is adjacent to the viewing area **1920** displaying the live episode programming and displaying the current time **2216**. The information panel **2200** includes a panel navigation bar **2204**, a thumbnail view **1440** and channel number, name and logo **1442** with accompanying information fields for the episode being displayed in the viewing area **1920**, a favorite action button **2208** (which, if selected, provides a modal providing the options: add or remove a program to or from favorites, add or remove a channel to or from favorites, audio track button **2220** (only visible if there are multiple audio tracks and, if selected, provides a modal with a list of all audio tracks available with the video), and subtitle button **2224** (which, if selected, provides a modal with a list of all subtitle tracks available within the video), an on next mini EPG **2212**, and hot keys **1416**. The accompanying information fields include show name **1420**, episode name **1428**, and other information **1428** (which includes one or more of program category of the episode, program video format of the episode, program audio format of the episode, program description of the episode, program start and end times of the episode, program season number of the episode (or the season to which the episode belongs), episode number, original air date of the episode, first air indicator, encryption status, and rating of the episode). The on next mini EPG **2212** shows a small time-based EPG with the next few listings of the episode that will be aired. In the hot key bar **1416**, the red hot key corresponds to "Guide", which,

if selected, dismisses the information panel and launches the full-screen EPG, the yellow hot key to “View in HD”, which, if selected, switches to the channel currently airing the same program in HD (which is useful when the current channel is airing the program in SD), the green hot key to “Remind”, which, if selected, toggles the reminder on and off for the selected or in-focus program, and the blue hot key to “Favorite”, which, if selected, provides a modal with the options: add or remove [Program] to or from favorites and add or remove [Channel] to or from favorites.

[0222] An information panel similar to that of FIG. 22 is provided for TV specials, movies, sporting events, radio, and undefined programming. Any of the information panels can be selected by selecting the “Info” option on the panel navigation bar 2204.

[0223] From the display of FIG. 22, an EPG panel can be selected by selecting the On Now option on the panel navigation bar 2204. This selection replaces the information panel 2200 with an EPG 1412 similar to that of FIG. 14. It provides a vertically scrollable listing of programs available or airing within the next hour. In this panel, the hot key assignments remain the same as the information panel except for the yellow hot key, which has no corresponding assigned function.

[0224] From the display of FIG. 22, a categories panel can be selected by selecting the Category option on the panel navigation bar 2204. This selection replaces the information panel 2200 with a vertically scrollable list of all available program categories. Categories not having available content are excluded from the listing. Selecting a listed category provides a focused mini EPG listing the corresponding available programs within the selected category. In the hot key bar 1416, the red hot key corresponds to “Go to Top”, which, if selected, returns the user to the top of the panel, the yellow hot key has no corresponding function, the green hot key to “Remind”, which, if selected, toggles the reminder on and off for the selected or in-focus program, and the blue hot key to “Favorite”, which, if selected, marks the series in focus as a favorite and, when the series is already a favorite, removes the series from the set of favorites.

[0225] From the display of FIG. 22, a favorites panel can be selected by selecting the Favorite option on the panel navigation bar 2204. This selection replaces the information panel 2200 with a vertically scrollable list of all channels that have been marked as favorites along with currently airing programs that are marked as favorites. The listing of channels includes channel number, name and logo and show name. The listing is updated dynamically such that, when a favorite program ends for a channel that is not a favorite, the program is removed from the listing. In the hot key bar 1416, the red hot key corresponds to “Guide”, which, if selected, dismisses the favorites panel and launches the full-screen EPG, the yellow and green hot keys have no corresponding functions, and the blue hot key to “Favorite”, which, if selected, provides a modal with the options: add or remove [Program] to or from favorites and add or remove [Channel] to or from favorites.

[0226] From the display of FIG. 22, a search panel 2300 can be selected by selecting the Search option on the panel navigation bar 2204. The search panel 2300 allows the user to search for media within the EPG for content that will be available within a predetermined time period. With reference to FIG. 23, the search panel 2300 includes a search term field 2304, a list of previous search terms 2308, and the hot key bar 1416. The previous search terms are listed with the most

recent searched terms on the top of the list. Any of the previous search terms can be selected by the OK button to initiate a new search using the terms. The search term can search any field within an EPG, including channel number, name, or logo, show name 1420, episode name 1428, program category, program video format, program audio format, program description, program start and end times, program season number, episode number, original air date, first air indicator, encryption status, and rating. In the hot key bar 1416, the red hot key corresponds to “Guide”, which, if selected, dismisses the search panel and launches the full-screen EPG, the yellow hot key to “Clear all”, which, if selected, clears the search history, the green hot key to “Remove”, which, if selected, removes the selected term from the search history, and the blue hot key has no corresponding function.

[0227] The search results panel 2400 of FIG. 24 is provided after a search is initiated. The search results panel includes not only the panel navigation bar 2204 and hot key bar 1416 but also a search term field 2404 and search results listing 2408. The search results update in real time while the user fills in the search term field 2404. The search results 2408 provide a vertically scrollable collection of programs that are related to the search term and are or will be airing within a predetermined time. Each search term listing includes time on or program start time, show name, progress bar, indicators such as the favorite and reminder indicators, and channel number, name, and logo. The search terms are reset (to the prior search terms on the display) when the user exits the live TV silo, the user turns off the TV, or a predetermined time passes from the time of the search. In the hot key bar 1416, the red hot key corresponds to “Go to Top”, which, if selected, returns the user to the top of the panel, the yellow hot key to “Clear”, which, if selected, clears the current search and returns the panel to the prior to search view with the focus in the empty entry field, the green hot key to “Remind”, which, if selected, toggles the reminder on and off for the selected or in-focus program, and the blue hot key to “Favorite”, which, if selected, marks the series in focus as a favorite and, when the series is already a favorite, removes the series from the set of favorites. As shown, the search results panel 2400 can optionally include a program preview area 1408 for the in-focus listing in the search results listing 2408.

[0228] A user interface operation of the application framework 412 (typically the panel manager 536 and/or panel controller 552) is shown in FIG. 25. The operation will be discussed with reference to FIG. 19.

[0229] In step 2500, the application framework 412 detects a stimulus, such as selection of a new channel or program that causes the intelligent TV 100 tuner to locate a new programming signal.

[0230] In step 2504, the intelligent TV 100 tuner initiates tuning to locate the new programming signal.

[0231] In step 2508, the application framework 412, during the period that the tuner is attempting to locate the new programming signal, displays, in the viewing area 1920, the display of FIG. 19. One or more thumbnail views of the current program on the new channel or the newly selected program are shown in the thumbnail view and viewing area.

[0232] In decision diamond 2512, the application framework 412 determines whether tuning is completed and the new programming signal has been located and is currently being received. If not, the application framework 412 returns

to step 2508. If so, the application framework 412, in step 1516, displays, in the viewing area 1920, live programming in lieu of the view of FIG. 19.

[0233] A further user interface operation of the application framework (typically the panel manager 536 and/or panel controller 552) is shown in FIG. 26. The operation will be discussed with reference to FIGS. 20 and 27.

[0234] In step 2600, the application framework 412 detects a stimulus, such as selection of the 0-9 (number) button 776, a new channel or program that causes the intelligent TV 100 tuner to locate a new programming signal.

[0235] In step 2604, the application framework 412, in response, displays, in the viewing area 1920, an on screen channel changer 2000. With reference to FIG. 27, the on screen channel changer 2000 will have the appearance of the on screen channel changer 2700. When the on screen channel changer is brought into focus, it will contain a mini EPG with a single entry of the last channel that was manually entered (that is not the current channel). The in-focus indicator will be in a default center position on the number input bar 2008 (which is in the "5" position as shown). Only numbers in the number input bar 2008 that will produce a selectable channel are enabled while the other numbers are disabled.

[0236] In step 2608, the application framework 412 receives a number selection via the on screen channel changer.

[0237] In decision diamond 2612, the application framework 412 determines whether the user has entered a complete channel entry. If not, the application framework 412, in step 2612, updates the on screen channel changer 2700 to reflect the selected number. Referring to FIG. 27, the user used the D-Pad to select the number "2". The on screen channel changer 2704 is updated to show, in the mini EPG, the next three channels that begin with the number "2". Selecting any of these EPG listings will automatically change the channel and dismiss the on screen channel changer 2704.

[0238] In the example of FIG. 27, the user has selected only the first number of the channel. The user next uses the D-Pad to select the number "9". Because a complete channel entry has not been entered, the application framework 412 proceeds to step 2612 and updates the on screen channel changer 2704 to reflect the selected number. Referring to FIG. 27, the user used the D-Pad to select the number "9". The on screen channel changer 2708 is updated to show, in the mini EPG, the next three channels that begin with the numbers "29". Selecting any of these EPG listings will automatically change the channel and dismiss the on screen channel changer 2708.

[0239] The user, in step 2608, next selects the number "4" using the D-Pad. In decision diamond 2612, the application framework 412 determines that a complete channel has been entered (which is 294 in the example) and, in step 2620, updates the on screen channel changer 2712 by showing, in the mini EPG, and putting in focus only a single listing corresponding to the entered channel. If the user selects the listing, the application framework 412 will automatically change the channel and dismiss the on screen channel changer 2712.

[0240] The exemplary systems and methods of this disclosure have been described in relation to intelligent televisions. However, to avoid unnecessarily obscuring the present disclosure, the preceding description omits a number of known structures and devices. This omission is not to be construed as a limitation of the scopes of the claims. Specific details are set forth to provide an understanding of the present disclosure. It

should however be appreciated that the present disclosure may be practiced in a variety of ways beyond the specific detail set forth herein.

[0241] Furthermore, while the exemplary aspects, embodiments, and/or configurations illustrated herein show the various components of the system collocated, certain components of the system can be located remotely, at distant portions of a distributed network, such as a LAN and/or the Internet, or within a dedicated system. Thus, it should be appreciated, that the components of the system can be combined in to one or more devices, such as a television, or collocated on a particular node of a distributed network, such as an analog and/or digital telecommunications network, a packet-switch network, or a circuit-switched network. It will be appreciated from the preceding description, and for reasons of computational efficiency, that the components of the system can be arranged at any location within a distributed network of components without affecting the operation of the system. For example, the various components can be located in a switch such as a PBX and media server, gateway, in one or more communications devices, at one or more users' premises, or some combination thereof. Similarly, one or more functional portions of the system could be distributed between a telecommunications device(s) and an associated computing device.

[0242] Furthermore, it should be appreciated that the various links connecting the elements can be wired or wireless links, or any combination thereof, or any other known or later developed element(s) that is capable of supplying and/or communicating data to and from the connected elements. These wired or wireless links can also be secure links and may be capable of communicating encrypted information. Transmission media used as links, for example, can be any suitable carrier for electrical signals, including coaxial cables, copper wire and fiber optics, and may take the form of acoustic or light waves, such as those generated during radio-wave and infra-red data communications.

[0243] Also, while the flowcharts have been discussed and illustrated in relation to a particular sequence of events, it should be appreciated that changes, additions, and omissions to this sequence can occur without materially affecting the operation of the disclosed embodiments, configuration, and aspects.

[0244] A number of variations and modifications of the disclosure can be used. It would be possible to provide for some features of the disclosure without providing others.

[0245] In yet another embodiment, the systems and methods of this disclosure can be implemented in conjunction with a special purpose computer, a programmed microprocessor or microcontroller and peripheral integrated circuit element(s), an ASIC or other integrated circuit, a digital signal processor, a hard-wired electronic or logic circuit such as discrete element circuit, a programmable logic device or gate array such as PLD, PLA, FPGA, PAL, special purpose computer, any comparable means, or the like. In general, any device(s) or means capable of implementing the methodology illustrated herein can be used to implement the various aspects of this disclosure. Exemplary hardware that can be used for the disclosed embodiments, configurations and aspects includes computers, handheld devices, telephones (e.g., cellular, Internet enabled, digital, analog, hybrids, and others), and other hardware known in the art. Some of these devices include processors (e.g., a single or multiple microprocessors), memory, nonvolatile storage, input devices, and output

devices. Furthermore, alternative software implementations including, but not limited to, distributed processing or component/object distributed processing, parallel processing, or virtual machine processing can also be constructed to implement the methods described herein.

**[0246]** In yet another embodiment, the disclosed methods may be readily implemented in conjunction with software using object or object-oriented software development environments that provide portable source code that can be used on a variety of computer or workstation platforms. Alternatively, the disclosed system may be implemented partially or fully in hardware using standard logic circuits or VLSI design. Whether software or hardware is used to implement the systems in accordance with this disclosure is dependent on the speed and/or efficiency requirements of the system, the particular function, and the particular software or hardware systems or microprocessor or microcomputer systems being utilized.

**[0247]** In yet another embodiment, the disclosed methods may be partially implemented in software that can be stored on a storage medium, executed on programmed general-purpose computer with the cooperation of a controller and memory, a special purpose computer, a microprocessor, or the like. In these instances, the systems and methods of this disclosure can be implemented as program embedded on personal computer such as an applet, JAVA® or CGI script, as a resource residing on a server or computer workstation, as a routine embedded in a dedicated measurement system, system component, or the like. The system can also be implemented by physically incorporating the system and/or method into a software and/or hardware system.

**[0248]** Although the present disclosure describes components and functions implemented in the aspects, embodiments, and/or configurations with reference to particular standards and protocols, the aspects, embodiments, and/or configurations are not limited to such standards and protocols. Other similar standards and protocols not mentioned herein are in existence and are considered to be included in the present disclosure. Moreover, the standards and protocols mentioned herein and other similar standards and protocols not mentioned herein are periodically superseded by faster or more effective equivalents having essentially the same functions. Such replacement standards and protocols having the same functions are considered equivalents included in the present disclosure.

**[0249]** The present disclosure, in various aspects, embodiments, and/or configurations, includes components, methods, processes, systems and/or apparatus substantially as depicted and described herein, including various aspects, embodiments, configurations, embodiments, subcombinations, and/or subsets thereof. Those of skill in the art will understand how to make and use the disclosed aspects, embodiments, and/or configurations after understanding the present disclosure. The present disclosure, in various aspects, embodiments, and/or configurations, includes providing devices and processes in the absence of items not depicted and/or described herein or in various aspects, embodiments, and/or configurations hereof, including in the absence of such items as may have been used in previous devices or processes, e.g., for improving performance, achieving ease and/or reducing cost of implementation.

**[0250]** The foregoing discussion has been presented for purposes of illustration and description. The foregoing is not intended to limit the disclosure to the form or forms disclosed

herein. In the foregoing Detailed Description for example, various features of the disclosure are grouped together in one or more aspects, embodiments, and/or configurations for the purpose of streamlining the disclosure. The features of the aspects, embodiments, and/or configurations of the disclosure may be combined in alternate aspects, embodiments, and/or configurations other than those discussed above. This method of disclosure is not to be interpreted as reflecting an intention that the claims require more features than are expressly recited in each claim. Rather, as the following claims reflect, inventive aspects lie in less than all features of a single foregoing disclosed aspect, embodiment, and/or configuration. Thus, the following claims are hereby incorporated into this Detailed Description, with each claim standing on its own as a separate preferred embodiment of the disclosure.

**[0251]** Moreover, though the description has included description of one or more aspects, embodiments, and/or configurations and certain variations and modifications, other variations, combinations, and modifications are within the scope of the disclosure, e.g., as may be within the skill and knowledge of those in the art, after understanding the present disclosure. It is intended to obtain rights which include alternative aspects, embodiments, and/or configurations to the extent permitted, including alternate, interchangeable and/or equivalent structures, functions, ranges or steps to those claimed, whether or not such alternate, interchangeable and/or equivalent structures, functions, ranges or steps are disclosed herein, and without intending to publicly dedicate any patentable subject matter.

What is claimed is:

**1.** A method, comprising:

receiving, by a microprocessor executable data service of a television and from a network accessible content provider, electronic program guide (“EPG”) information, the EPG information comprising, for each program, airtime, program name, program channel, and program description;

maintaining, by the data service in a local computer readable medium, a set of favorite channels and programs;

receiving, by a microprocessor executable application framework and from a remote control of a user, a request for channels and programs marked as favorites;

displaying, by the application framework and on a television screen, a listing of the set of favorite channels and programs, the listing comprising EPG information;

receiving, by the application framework and from the remote control, a selected channel or program from the listing; and

changing, by the application framework, to the selected channel.

**2.** The method of claim 1, wherein the programs described by the EPG programming information are indexed by airtime, channel, category, and favorites and wherein the set of favorite channels and programs are not maintained in a remotely located computer readable medium.

**3.** The method of claim 1, wherein locally stored EPG information comprises a favorite indicator to indicate that a corresponding channel or program is in the set of favorite channels and programs, a reminder indicator to indicate that a corresponding program has been set to trigger a reminder, a category indicator to indicate a category of the corresponding program, and a first air indicator to indicate that a correspond-

ing program that is airing for the first time and wherein the program is one or more of a movie, an episode, sport event, and a television special.

4. The method of claim 1, wherein, in the displaying step, the screen comprises a header bar, the header bar comprising a graphical image associated with an in-focus program EPG information.

5. The method of claim 4, wherein the header bar comprises at least one of a program name, series name, episode number, episode name, and sport event name and a plurality of a program description, a program type, a program category, a start-to-finish time, current runtime, and a remaining runtime and wherein the image is one of a captured frame of the second programming, a picture, and a photograph.

6. The method of claim 5, wherein the image is a captured frame of the second programming and wherein the captured frame is a still image and the image is displayed on only a part of the screen.

7. The method of claim 4, wherein, in the displaying step, the display comprises a view of currently selected programming, the view being displayed on only a part of the screen.

8. The method of claim 1, wherein, in the displaying step, the listing of favorite channels and programs are presented in a first portion of the screen and recommended channels or programs are presented in a second portion of the screen, the first and second portions being non-overlapping and wherein the recommended channels are based on one or more of the user's set of favorite channels and programs and watching patterns.

9. A television, comprising:

a television screen;

a local computer readable medium;

at least one of an infrared and radio frequency module configured to receive wirelessly requests from a remote control of a user, the requests comprising a selected channel or program from a displayed listing;

a microprocessor executable data service configured to receive from a network accessible content provider, electronic program guide ("EPG") information, the EPG information comprising, for each program, airtime, program name, program channel, and program description and to maintain, in the local computer readable medium, a set of favorite channels and programs; and

a microprocessor executable application framework configured to receive from a remote control of a user, a request for channels and programs marked as favorites, to display, on the television screen, a listing of the set of favorite channels and programs, the listing comprising EPG information, to receive, from the at least one of an infrared and radio frequency module, a selected channel or program from the listing, and change to the selected channel.

10. The television of claim 9, wherein the programs described by the EPG programming information are indexed by airtime, channel, category, and favorites and wherein the set of favorite channels and programs are not maintained in a remotely located computer readable medium.

11. The television of claim 9, wherein locally stored EPG information comprises a favorite indicator to indicate that a corresponding channel or program is in the set of favorite channels and programs, a reminder indicator to indicate that a corresponding program has been set to trigger a reminder, a category indicator to indicate a category of the corresponding program, and a first air indicator to indicate that a correspond-

ing program that is airing for the first time and wherein the program is one or more of a movie, an episode, sport event, and a television special.

12. The television of claim 9, wherein, in the displaying operation, the screen comprises a header bar, the header bar comprising a graphical image associated with an in-focus program EPG information.

13. The television of claim 12, wherein the header bar comprises at least one of a program name, series name, episode number, episode name, and sport event name and a plurality of a program description, a program type, a program category, a start-to-finish time, current runtime, and a remaining runtime and wherein the image is one of a captured frame of the second programming, a picture, and a photograph.

14. The television of claim 13, wherein the image is a captured frame of the second programming and wherein the captured frame is a still image and the image is displayed on only a part of the screen.

15. The television of claim 12, wherein, in the displaying operation, the display comprises a view of currently selected programming, the view being displayed on only a part of the screen.

16. The television of claim 9, wherein, in the displaying operation, the listing of favorite channels and programs are presented in a first portion of the screen and recommended channels or programs are presented in a second portion of the screen, the first and second portions being non-overlapping and wherein the recommended channels are based on one or more of the user's set of favorite channels and programs and watching patterns.

17. A tangible and non-transient computer readable medium, comprising microprocessor executable instructions that, when executed, are configured to perform operations comprising:

receive, from a network accessible content provider, electronic program guide ("EPG") information, the EPG information comprising, for each program, airtime, program name, program channel, and program description; maintain, in a local computer readable medium, a set of favorite channels and programs;

receive, from a remote control of a user, a request for channels and programs marked as favorites;

display, on a television screen, the user with a listing of the set of favorite channels and programs, the listing comprising EPG information;

receive, from the remote control of the user, a selected channel or program from the listing; and change to the selected channel.

18. The computer readable medium of claim 17, wherein the programs described by the EPG programming information are indexed by airtime, channel, category, and favorites and wherein the set of favorite channels and programs are not maintained in a remotely located computer readable medium.

19. The computer readable medium of claim 17, wherein locally stored EPG information comprises a favorite indicator to indicate that a corresponding channel or program is in the set of favorite channels and programs, a reminder indicator to indicate that a corresponding program has been set to trigger a reminder, a category indicator to indicate a category of the corresponding program, and a first air indicator to indicate that a corresponding program that is airing for the first time and wherein the program is one or more of a movie, an episode, sport event, and a television special.

**20.** The computer readable medium of claim **17**, wherein, in the displaying operation, the screen comprises a header bar, the header bar comprising a graphical image associated with an in-focus program EPG information.

**21.** The computer readable medium of claim **20**, wherein the header bar comprises at least one of a program name, series name, episode number, episode name, and sport event name and a plurality of a program description, a program type, a program category, a start-to-finish time, current runtime, and a remaining runtime and wherein the image is one of a captured frame of the second programming, a picture, and a photograph.

**22.** The computer readable medium of claim **21**, wherein the image is a captured frame of the second programming and wherein the captured frame is a still image and the image is displayed on only a part of the screen.

**23.** The computer readable medium of claim **20**, wherein, in the displaying operation, the display comprises a view of currently selected programming, the view being displayed on only a part of the screen.

**24.** The computer readable medium of claim **17**, wherein, in the displaying operation, the listing of favorite channels and programs are presented in a first portion of the screen and recommended channels or programs are presented in a second portion of the screen, the first and second portions being non-overlapping and wherein the recommended channels are based on one or more of the user's set of favorite channels and programs and watching patterns.

**25.** A method, comprising:

monitoring, by a microprocessor executable application framework, television channel and/or programming viewing patterns of a user; and

based on the monitored viewing patterns, determining, by a microprocessor executable application framework, that more frequently viewed television channels and/or programming is of greater interest to the user than less frequently viewed television channels and/or programming,

**26.** The method of claim **25**, further comprising recommending more frequently viewed television channels and/or programming to the user, wherein the monitoring step is performed by monitoring the viewing frequency over a selected period of time of the user selecting a channel and/or watching a program, wherein whether a channel and/or programming is viewed more or less frequently is determined by comparing monitored viewing frequency against a viewing frequency threshold, wherein the viewing frequency threshold is a value based on the relative viewing frequency of favorite or favorite and nonfavorite channels or programs, and wherein the recommended channels and/or programs are ordered based on frequency magnitude.

**27.** A television configured to perform the steps of claim **25**.

**28.** A tangible and non-transient computer readable medium comprising microprocessor readable and executable instructions that, when executed, perform the steps of claim **25**.

\* \* \* \* \*