



- (51) International Patent Classification:
A61K 31/5383 (2006.01)
- (21) International Application Number:
PCT/US2013/040085
- (22) International Filing Date:
8 May 2013 (08.05.2013)
- (25) Filing Language: English
- (26) Publication Language: English
- (30) Priority Data:
61/644,104 8 May 2012 (08.05.2012) US
- (71) Applicant: LYCERA CORPORATION [US/US]; 2800
Plymouth Road, NCRC, Building 26, Ann Arbor, MI
48109 (US).
- (72) Inventors: AICHER, Thomas, Daniel; 162 Rockwood
Court, Ann Arbor, MI 48103 (US). TOOGOOD, Peter,
L.; 2281 Sun Valley Drive, Ann Arbor, MI 48108 (US).
HU, Xiao; 18227 Parkshore Drive, Northville, MI 48168
(US).
- (74) Agents: DAVIS, Chad, E. et al.; Goodwin Procter LLP,
Exchange Place, Boston, MA 02109 (US).

(81) Designated States (unless otherwise indicated, for every
kind of national protection available): AE, AG, AL, AM,
AO, AT, AU, AZ, BA, BB, BG, BH, BN, BR, BW, BY,
BZ, CA, CH, CL, CN, CO, CR, CU, CZ, DE, DK, DM,
DO, DZ, EC, EE, EG, ES, FI, GB, GD, GE, GH, GM, GT,
HN, HR, HU, ID, IL, IN, IS, JP, KE, KG, KM, KN, KP,
KR, KZ, LA, LC, LK, LR, LS, LT, LU, LY, MA, MD,
ME, MG, MK, MN, MW, MX, MY, MZ, NA, NG, NI,
NO, NZ, OM, PA, PE, PG, PH, PL, PT, QA, RO, RS, RU,
RW, SC, SD, SE, SG, SK, SL, SM, ST, SV, SY, TH, TJ,
TM, TN, TR, TT, TZ, UA, UG, US, UZ, VC, VN, ZA,
ZM, ZW.

(84) Designated States (unless otherwise indicated, for every
kind of regional protection available): ARIPO (BW, GH,
GM, KE, LR, LS, MW, MZ, NA, RW, SD, SL, SZ, TZ,
UG, ZM, ZW), Eurasian (AM, AZ, BY, KG, KZ, RU, TJ,
TM), European (AL, AT, BE, BG, CH, CY, CZ, DE, DK,
EE, ES, FI, FR, GB, GR, HR, HU, IE, IS, IT, LT, LU, LV,
MC, MK, MT, NL, NO, PL, PT, RO, RS, SE, SI, SK, SM,
TR), OAPI (BF, BJ, CF, CG, CI, CM, GA, GN, GQ, GW,
ML, MR, NE, SN, TD, TG).

Published:

— without international search report and to be republished
upon receipt of that report (Rule 48.2(g))



WO 2013/169864 A2

(54) Title: TETRAHYDRO[1,8]NAPHTHYRIDINE SULFONAMIDE AND RELATED COMPOUNDS FOR USE AS AGONISTS OF ROR γ AND THE TREATMENT OF DISEASE

(57) Abstract: The invention provides tetrahydro[1,8]naphthyridine and related compounds, pharmaceutical compositions, methods of promoting ROR γ activity, increasing the amount of IL-17 in a subject, and treating cancer using such tetrahydro[1,8]naphthyridine and related compounds.

- 1 -

**TETRAHYDRO[1,8]NAPHTHYRIDINE SULFONAMIDE AND
RELATED COMPOUNDS FOR USE AS AGONISTS OF ROR γ AND
THE TREATMENT OF DISEASE**

CROSS REFERENCE TO RELATED APPLICATIONS

[001] This application claims the benefit of and priority to United States Provisional Patent Application serial number 61/644,104, filed May 8, 2012, the contents of which are hereby incorporated by reference.

FIELD OF THE INVENTION

[002] The invention provides tetrahydro[1,8]naphthyridine and related compounds,
5 methods of promoting ROR γ activity and/or increasing the amount of IL-17 in a subject, and
therapeutic uses of the tetrahydro[1,8]naphthyridine and related compounds. In particular, the
invention provides sulfonamide-tetrahydro[1,8]naphthyridine and related compounds, methods
of using such compounds to promote ROR γ activity and/or increase the amount of IL-17 in a
subject, and treat medical conditions in which activation of immune response would be
10 beneficial such as in cancer and infections.

BACKGROUND OF THE INVENTION

[003] Retinoid-related orphan receptors (ROR) are reported to have an important role in
numerous biological processes. See, for example, Dussault *et al.* in *Mech. Dev.* (1998) vol. 70,
147–153; and Andre *et al.* in *EMBO J.* (1998) vol. 17, 3867–3877. Scientific investigations
relating to each of retinoid-related orphan receptors ROR α , ROR β , and ROR γ have been
15 described in the literature. See, for example, Hirose *et al.* in *Biochem. Biophys. Res. Commun.*
(1994) vol. 205, 1976–1983; Giguere *et al.* in *Genes. Dev.* (1994) vol. 8, 538–553; Medvedev
et al. in *Gene* (1996) vol. 181, 199–206; Ortiz *et al.* in *Mol. Endocrinol.* (1995) vol. 9, 1679–
1691; Jetten *AM* in *Curr Drug Targets Inflamm Allergy* (2004) vol. 3, 395–412). Continuing
research in this field is spurred by the promise of developing new therapeutic agents to treat
20 medical disorders associated with retinoid-related orphan receptor activity.

- 2 -

[004] ROR γ has been reported to be expressed in high concentration in various tissues, such as thymus, kidney, liver, muscle, and certain fat tissue. See, for example, Hirose *et al.* in *Biochem. Biophys. Res. Commun.* (1994) vol. 205, 1976–1983; Medvedev *et al.* in *Gene* (1996) vol. 181, 199–206; Ortiz *et al.* in *Mol. Endocrinol.* (1995) vol. 9, 1679–1691; and He *et al.* in
5 *Immunity* (1998) vol. 9, 797–806. Two isoforms of ROR γ have been identified and are referred to as γ 1 and γ 2 (also referred to as ROR γ t). See, for example, He *et al.* in *Immunity* (1998) vol. 9, 797–806. Expression of the γ 2 isoform has been reported to appear in, for example, double-positive thymocytes. See, for example, He *et al.* in *Immunity* (1998) vol. 9, 797–806; and
10 Villey *et al.* in *Eur. J. Immunol.* (1999) vol. 29, 4072–4080. ROR γ t plays a critical role in regulating differentiation of Th17 cells, a subset of T helper lymphocytes. See, for example, Ivanov *et al.* in *Cell* (2006) vol. 126, 1121–1133. Th17 cells are important for recruiting tumor-killing cytotoxic CD8+ T cells and natural killer cells into the tumor microenvironment. The level of Th17 cells correlated positively with patient survival or slower disease progression in certain cancers. See, for example, Kryczek *et al.* in *Blood* (2009) vol 114, 1141–1149; and
15 Sfanos *et al.* in *Clinical Cancer Research* (2008) vol 14, 3254–3261. Compounds capable of enhancing ROR γ t activity are thus contemplated to provide a therapeutic benefit in the treatment of cancer.

[005] Cancer continues to be a significant health problem despite the substantial research efforts and scientific advances reported in the literature for treating this disease. Some of the
20 most frequently diagnosed cancers include prostate cancer, breast cancer, and lung cancer. Prostate cancer is the most common form of cancer in men. Breast cancer remains a leading cause of death in women. Current treatment options for these cancers are not effective for all patients and/or can have substantial adverse side effects.

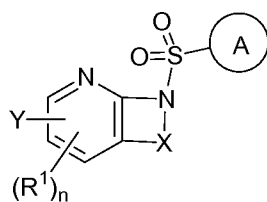
[006] Accordingly, a need exists for improved treatments for cancer. The present
25 invention addresses this need and provides other related advantages.

SUMMARY

[007] The invention provides 1,8-tetrahydro[1,8]naphthyridine and related compounds, pharmaceutical compositions, methods of promoting ROR γ activity and/or increasing the amount of IL-17 in a subject, and methods of treating various medical disorders using such compounds. In particular, one aspect of the invention provides a collection of

- 3 -

tetrahydro[1,8]naphthyridine and related compounds, such as a compound represented by Formula I:



(I)

5 or a pharmaceutically acceptable salt or solvate thereof; wherein the variables are as defined in the detailed description. Further description of additional collections of tetrahydro[1,8]naphthyridine and related compounds, such as Formulae II-V, are described in the detailed description.

[008] Another aspect of the invention provides a method of treating a subject suffering from a medical disorder. The method comprises administering to the subject a therapeutically effective amount of one or more tetrahydro[1,8]naphthyridine or related compounds described herein, e.g., a compound of Formula I, II, III, IV, or V, wherein Formulae I-V are as described in the detailed description. A large number of disorders can be treated using the tetrahydro[1,8]naphthyridine and related compounds described herein. For example, the compounds described herein can be used to treat cancer, a bacterial infection, a fungal infection, or an immune deficiency disorder.

[009] Another aspect of the invention provides a method of promoting the activity of ROR γ . The method comprises exposing a ROR γ to an effective amount of one or more tetrahydro[1,8]naphthyridine or related compounds described herein, e.g., a compound of Formula I, II, III, IV, or V, or a pharmaceutical composition described herein.

[0010] Another aspect of the invention provides a method of increasing the amount of IL-17 in a subject. The method comprises administering to a subject an effective amount of one or more tetrahydro[1,8]naphthyridine or related compounds described herein, e.g., a compound of Formula I, II, III, IV, or V, or a pharmaceutical composition described herein, to increase the amount of IL-17 in the subject.

DETAILED DESCRIPTION OF THE INVENTION

[0011] The invention provides tetrahydro[1,8]naphthyridine and related compounds, pharmaceutical compositions, methods of promoting ROR γ activity and/or increasing the amount of IL-17 in a subject, and therapeutic uses of the tetrahydro[1,8]naphthyridine and related compounds. The practice of the present invention employs, unless otherwise indicated, 5 conventional techniques of organic chemistry, pharmacology, molecular biology (including recombinant techniques), cell biology, biochemistry, and immunology. Such techniques are explained in the literature, such as in "Comprehensive Organic Synthesis" (B.M. Trost & I. Fleming, eds., 1991-1992); "Handbook of experimental immunology" (D.M. Weir & C.C. Blackwell, eds.); "Current protocols in molecular biology" (F.M. Ausubel *et al.*, eds., 1987, and 10 periodic updates); and "Current protocols in immunology" (J.E. Coligan *et al.*, eds., 1991), each of which is herein incorporated by reference in its entirety.

[0012] Various aspects of the invention are set forth below in sections; however, aspects of the invention described in one particular section are not to be limited to any particular section. Further, when a variable is not accompanied by a definition, the previous definition of the 15 variable controls.

Definitions

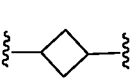
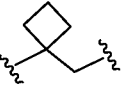
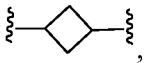

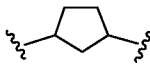
[0013] The terms used herein have their ordinary meaning and the meaning of such terms is independent at each occurrence thereof. That notwithstanding and except where stated otherwise, the following definitions apply throughout the specification and claims. Chemical 20 names, common names, and chemical structures may be used interchangeably to describe the same structure. If a chemical compound is referred to using both a chemical structure and a chemical name, and an ambiguity exists between the structure and the name, the structure predominates. These definitions apply regardless of whether a term is used by itself or in combination with other terms, unless otherwise indicated. Hence, the definition of "alkyl" 25 applies to "alkyl" as well as the "alkyl" portions of "hydroxyalkyl," "fluoroalkyl," "-O-alkyl," etc.

[0014] The term "alkyl" is art-recognized, and includes saturated aliphatic groups, including straight-chain alkyl groups, branched-chain alkyl groups, cycloalkyl (alicyclic) groups, alkyl

- 5 -

substituted cycloalkyl groups, and cycloalkyl substituted alkyl groups. In certain embodiments, a straight chain or branched chain alkyl has about 30 or fewer carbon atoms in its backbone (e.g., C₁-C₃₀ for straight chain, C₃-C₃₀ for branched chain), and alternatively, about 20 or fewer. Likewise, cycloalkyls have from about 3 to about 10 carbon atoms in their ring structure, and include bicycloalkyls such as where two saturated carbocyclic rings are fused together. In certain embodiments, the cycloalkyls have about 5, 6 or 7 carbons in the ring structure. Exemplary alkyl groups include methyl, ethyl, n-propyl, isopropyl, n-butyl, sec-butyl, isobutyl, tert-butyl, cyclopropyl, and cyclobutyl.

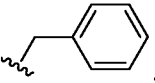
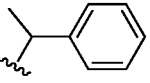
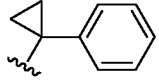
[0015] The term "alkylene" refers to a diradical of an alkyl group. Exemplary alkylene

groups include -CH₂CH₂-, , and . The term "cycloalkylene" refers to a diradical of a cycloalkyl group. Exemplary cycloalkylene groups include , , and .

[0016] The term "haloalkyl" refers to an alkyl group that is substituted with at least one halogen. Exemplary haloalkyl groups include -CH₂F, -CHF₂, -CF₃, -CH₂CF₃, -CF₂CF₃, and the like.

[0017] The term "hydroxyalkyl" refers to an alkyl group that is substituted with at least one hydroxyl group. Exemplary hydroxyl alkyl groups include -CH₂OH, -CH₂CH₂OH, -C(H)(OH)C(OH)H₂, and the like.

[0018] The term "aralkyl" refers to an alkyl group substituted with an aryl group.

Exemplary aralkyl groups include , , and .

[0019] The term "heteroaralkyl" refers to an alkyl group substituted with a heteroaryl group.

[0020] The terms "alkenyl" and "alkynyl" are art-recognized and refer to unsaturated aliphatic groups analogous in length and possible substitution to the alkyls described above, but that contain at least one double or triple bond respectively.

[0021] The term "aryl" is art-recognized and refers to a carbocyclic aromatic group. Representative aryl groups include phenyl, naphthyl, anthracenyl, and the like. Unless

- 6 -

specified otherwise, the aromatic ring may be substituted at one or more ring positions with, for example, halogen, azide, alkyl, aralkyl, alkenyl, alkynyl, cycloalkyl, hydroxyl, alkoxy, amino, nitro, sulfhydryl, imino, amido, carboxylic acid, -C(O)alkyl, -CO₂alkyl, carbonyl, carboxyl, alkylthio, sulfonyl, sulfonamido, sulfonamide, ketone, aldehyde, ester, heterocyclyl, aryl or
5 heteroaryl moieties, -CF₃, -CN, or the like. The term "aryl" also includes polycyclic aromatic ring systems having two or more carbocyclic rings in which two or more carbons are common to two adjoining rings (the rings are "fused rings") wherein all of the fused rings are aromatic rings, e.g., in a naphthyl group.

[0022] The term "heteroaryl" is art-recognized and refers to aromatic groups that include at
10 least one ring heteroatom. In certain instances, a heteroaryl group contains 1, 2, 3, or 4 ring heteroatoms. Representative examples of heteroaryl groups include pyrrolyl, furanyl, thiophenyl, imidazolyl, oxazolyl, thiazolyl, triazolyl, pyrazolyl, pyridinyl, pyrazinyl, pyridazinyl and pyrimidinyl, and the like. Unless specified otherwise, the heteroaryl ring may be substituted at one or more ring positions with, for example, halogen, azide, alkyl, aralkyl,
15 alkenyl, alkynyl, cycloalkyl, hydroxyl, alkoxy, amino, nitro, sulfhydryl, imino, amido, carboxylic acid, -C(O)alkyl, -CO₂alkyl, carbonyl, carboxyl, alkylthio, sulfonyl, sulfonamido, sulfonamide, ketone, aldehyde, ester, heterocyclyl, aryl or heteroaryl moieties, -CF₃, -CN, or the like. The term "heteroaryl" also includes polycyclic aromatic ring systems having two or more rings in which two or more carbons are common to two adjoining rings (the rings are
20 "fused rings") wherein all of the fused rings are heteroaromatic, e.g., in a naphthyridinyl group.

[0023] The terms ortho, meta and para are art-recognized and refer to 1,2-, 1,3- and 1,4-disubstituted benzenes, respectively. For example, the names 1,2-dimethylbenzene and ortho-dimethylbenzene are synonymous.

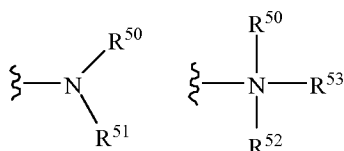
[0024] As used herein, the terms "heterocyclic" and "heterocyclyl" represent, for example,
25 an aromatic or nonaromatic ring (e.g., a monocyclic or bicyclic ring) containing one or more heteroatoms. The heteroatoms can be the same or different from each other. Examples of heteroatoms include, but are not limited to nitrogen, oxygen and sulfur. Aromatic and nonaromatic heterocyclic rings are well-known in the art. Some nonlimiting examples of aromatic heterocyclic rings include, but are not limited to, pyridine, pyrimidine, indole, purine,
30 quinoline and isoquinoline. Nonlimiting examples of nonaromatic heterocyclic compounds include, but are not limited to, piperidine, piperazine, morpholine, pyrrolidine and pyrazolidine.

- 7 -

Examples of oxygen containing heterocyclic rings include, but are not limited to, furan, oxirane, 2H-pyran, 4H-pyran, 2H-chromene, benzofuran, and 2,3-dihydrobenzo[b][1,4]dioxine. Examples of sulfur-containing heterocyclic rings include, but are not limited to, thiophene, benzothiophene, and parathiazine. Examples of nitrogen containing rings include, but are not limited to, pyrrole, pyrrolidine, pyrazole, pyrazolidine, imidazole, imidazoline, imidazolidine, pyridine, piperidine, pyrazine, piperazine, pyrimidine, indole, purine, benzimidazole, quinoline, isoquinoline, triazole, and triazine. Examples of heterocyclic rings containing two different heteroatoms include, but are not limited to, phenothiazine, morpholine, parathiazine, oxazine, oxazole, thiazine, and thiazole. The heterocyclic ring is optionally further substituted at one or more ring positions with, for example, halogen, azide, alkyl, aralkyl, alkenyl, alkynyl, cycloalkyl, hydroxyl, alkoxy, amino, nitro, sulfhydryl, imino, amido, carboxylic acid, -C(O)alkyl, -CO₂alkyl, carbonyl, carboxyl, alkylthio, sulfonyl, sulfonamido, sulfonamide, ketone, aldehyde, ester, heterocyclyl, aryl or heteroaryl moieties, -CF₃, -CN, or the like. In certain embodiments, the heterocyclyl group is a 3-7 membered ring that, unless specified otherwise, is substituted or unsubstituted.

[0025] The term “heterocycloalkyl” refers to a saturated heterocyclyl group having, for example, 3-7 ring atoms.

[0026] The terms “amine” and “amino” are art-recognized and refer to both unsubstituted and substituted amines, e.g., a moiety that may be represented by the general formulas:



20


wherein R⁵⁰, R⁵¹, R⁵² and R⁵³ each independently represent a hydrogen, an alkyl, an alkenyl, -(CH₂)_m-R⁶¹, or R⁵⁰ and R⁵¹, taken together with the N atom to which they are attached complete a heterocycle having from 4 to 8 atoms in the ring structure; R⁶¹ represents an aryl, a cycloalkyl, a cycloalkenyl, a heterocycle or a polycycle; and m is zero or an integer in the range of 1 to 8. In certain embodiments, only one of R⁵⁰ or R⁵¹ may be a carbonyl, e.g., R⁵⁰, R⁵¹ and the nitrogen together do not form an imide. In other embodiments, R⁵⁰ and R⁵¹ (and optionally R⁵²) each independently represent a hydrogen, an alkyl, an alkenyl, or -(CH₂)_m-R⁶¹.

25

- 8 -

[0027] The terms “alkoxyl” or “alkoxy” are art-recognized and refer to an alkyl group, as defined above, having an oxygen radical attached thereto. Representative alkoxyl groups include methoxy, ethoxy, propyloxy, tert-butoxy and the like. An “ether” is two hydrocarbons covalently linked by an oxygen. Accordingly, the substituent of an alkyl that renders that alkyl an ether is or resembles an alkoxyl, such as may be represented by one of -O-alkyl, -O-alkenyl, -O-alkynyl, and -O-(CH₂)_m-R⁶¹, where m and R⁶¹ are described above.

[0028] The term “oxo” is art-recognized and refers to a “=O” substituent. For example, a cyclopentane substituted with an oxo group is cyclopentanone.

[0029] The symbol “

10 [0030] The term “substituted” means that one or more hydrogens on the atoms of the designated group are replaced with a selection from the indicated group, provided that the atoms’ normal valencies under the existing circumstances are not exceeded, and that the substitution results in a stable compound. Combinations of substituents and/or variables are permissible only if such combinations result in stable compounds. The terms “stable
15 compound’ or “stable structure” refer to a compound that is sufficiently robust to survive isolation to a useful degree of purity from a reaction mixture, and formulation into an efficacious therapeutic agent.

[0031] When any substituent or variable occurs more than one time in any constituent or the compound of the invention, its definition on each occurrence is independent of its definition at
20 every other occurrence, unless otherwise indicated.

[0032] It should also be noted that any carbon as well as heteroatom with unsatisfied valences in the text, schemes, examples and tables herein is assumed to have the sufficient number of hydrogen atom(s) to satisfy the valences.

[0033] One or more compounds of the invention may exist in unsolvated as well as solvated
25 forms with pharmaceutically acceptable solvents such as water, ethanol, and the like, and it is intended that the invention embrace both solvated and unsolvated forms. “Solvate” means a physical association of a compound of this invention with one or more solvent molecules. This physical association involves varying degrees of ionic and covalent bonding, including hydrogen bonding. In certain instances the solvate will be capable of isolation, for example
30 when one or more solvent molecules are incorporated in the crystal lattice of the crystalline

solid. "Solvate" encompasses both solution-phase and isolatable solvates. Non-limiting examples of suitable solvates include ethanlates, methanlates, and the like. "Hydrate" is a solvate wherein the solvent molecule is H₂O.

[0034] Certain compounds contained in compositions of the present invention may exist in particular geometric or stereoisomeric forms. Further, certain compounds described herein may be optically active. The present invention contemplates all such compounds, including cis- and trans-isomers, *R*- and *S*-enantiomers, diastereomers, (D)-isomers, (L)-isomers, the racemic mixtures thereof, and other mixtures thereof, as falling within the scope of the invention. The compounds may contain one or more stereogenic centers. For example, asymmetric carbon atoms may be present in a substituent such as an alkyl group. All such isomers, as well as mixtures thereof, are intended to be included in this invention, such as, for example, racemic mixtures, single enantiomers, diastereomeric mixtures and individual diastereomers. Additional asymmetric centers may be present depending upon the nature of the various substituents on the molecule. Each such asymmetric center will independently produce two optical isomers, and it is intended that all of the possible optical isomers, diastereomers in mixtures, and pure or partially purified compounds are included within the ambit of this invention.

[0035] Diastereomeric mixtures can be separated into their individual diastereomers on the basis of their physical chemical differences by methods known to those skilled in the art, such as, for example, by chromatography and/or fractional crystallization. Enantiomers can be separated by converting the enantiomeric mixture into a diastereomeric mixture by reaction with an appropriate optically active compound (*e.g.*, chiral auxiliary such as a chiral alcohol or Mosher's acid chloride), separating the diastereomers and converting (*e.g.*, hydrolyzing) the individual diastereomers to the corresponding pure enantiomers. Alternatively, a particular enantiomer of a compound of the present invention may be prepared by asymmetric synthesis. Still further, where the molecule contains a basic functional group (such as amino) or an acidic functional group (such as carboxylic acid) diastereomeric salts are formed with an appropriate optically-active acid or base, followed by resolution of the diastereomers thus formed by fractional crystallization or chromatographic means known in the art, and subsequent recovery of the pure enantiomers.

- 10 -

[0036] Individual stereoisomers of the compounds of the invention may, for example, be substantially free of other isomers, or may be admixed, for example, as racemates or with all other, or other selected, stereoisomers. Chiral center(s) in a compound of the present invention can have the *S* or *R* configuration as defined by the *IUPAC* 1974 Recommendations. Further,
5 to the extent a compound described herein may exist as a atropisomer (*e.g.*, substituted biaryls), all forms of such atropisomer are considered part of this invention.

[0037] As used herein, the terms “subject” and “patient” are used interchangeable and refer to organisms to be treated by the methods of the present invention. Such organisms preferably include, but are not limited to, mammals (*e.g.*, murines, simians, equines, bovines, porcines,
10 canines, felines, and the like), and most preferably includes humans.

[0038] The term “IC₅₀” is art-recognized and refers to the concentration of a compound that is required for 50% inhibition of its target.

[0039] As used herein, the term “effective amount” refers to the amount of a compound sufficient to effect beneficial or desired results (*e.g.*, a therapeutic, ameliorative, inhibitory or
15 preventative result). An effective amount can be administered in one or more administrations, applications or dosages and is not intended to be limited to a particular formulation or administration route. As used herein, the term “treating” includes any effect, *e.g.*, lessening, reducing, modulating, ameliorating or eliminating, that results in the improvement of the condition, disease, disorder, and the like, or ameliorating a symptom thereof.

[0040] As used herein, the term “pharmaceutical composition” refers to the combination of
20 an active agent with a carrier, inert or active, making the composition especially suitable for diagnostic or therapeutic use *in vivo* or *ex vivo*.

[0041] As used herein, the term “pharmaceutically acceptable carrier” refers to any of the standard pharmaceutical carriers, such as a phosphate buffered saline solution, water, emulsions
25 (*e.g.*, such as an oil/water or water/oil emulsions), and various types of wetting agents. The compositions also can include stabilizers and preservatives. For examples of carriers, stabilizers and adjuvants. (*See e.g.*, Martin, Remington's Pharmaceutical Sciences, 15th Ed., Mack Publ. Co., Easton, PA [1975]).

[0042] As used herein, the term “pharmaceutically acceptable salt” refers to any
30 pharmaceutically acceptable salt (*e.g.*, acid or base) of a compound of the present invention

- 11 -

which, upon administration to a subject, is capable of providing a compound of this invention or an active metabolite or residue thereof. As is known to those of skill in the art, "salts" of the compounds of the present invention may be derived from inorganic or organic acids and bases. Examples of acids include, but are not limited to, hydrochloric, hydrobromic, sulfuric, nitric, perchloric, fumaric, maleic, phosphoric, glycolic, lactic, salicylic, succinic, toluene-p-sulfonic, tartaric, acetic, citric, methanesulfonic, ethanesulfonic, formic, benzoic, malonic, naphthalene-2-sulfonic, benzenesulfonic acid, and the like. Other acids, such as oxalic, while not in themselves pharmaceutically acceptable, may be employed in the preparation of salts useful as intermediates in obtaining the compounds of the invention and their pharmaceutically acceptable acid addition salts.

[0043] Examples of bases include, but are not limited to, alkali metals (*e.g.*, sodium) hydroxides, alkaline earth metals (*e.g.*, magnesium), hydroxides, ammonia, and compounds of formula NW_4^+ , wherein W is C_{1-4} alkyl, and the like.

[0044] Examples of salts include, but are not limited to: acetate, adipate, alginate, aspartate, benzoate, benzenesulfonate, bisulfate, butyrate, citrate, camphorate, camphorsulfonate, cyclopentanepropionate, digluconate, dodecylsulfate, ethanesulfonate, fumarate, flucoheptanoate, glycerophosphate, hemisulfate, heptanoate, hexanoate, hydrochloride, hydrobromide, hydroiodide, 2-hydroxyethanesulfonate, lactate, maleate, methanesulfonate, 2-naphthalenesulfonate, nicotinate, oxalate, palmoate, pectinate, persulfate, phenylpropionate, picrate, pivalate, propionate, succinate, tartrate, thiocyanate, tosylate (also known as toluenesulfonate), undecanoate, and the like. Other examples of salts include anions of the compounds of the present invention compounded with a suitable cation such as Na^+ , NH_4^+ , and NW_4^+ (wherein W is a C_{1-4} alkyl group), and the like. Further examples of salts include, but are not limited to: ascorbate, borate, nitrate, phosphate, salicylate, and sulfate. Further, acids which are generally considered suitable for the formation of pharmaceutically useful salts from basic pharmaceutical compounds are discussed, for example, by P. Stahl *et al.*, Camille G. (eds.) *Handbook of Pharmaceutical Salts. Properties, Selection and Use*. (2002) Zurich: Wiley-VCH; S. Berge *et al.*, *Journal of Pharmaceutical Sciences* (1977) 66(1) 1-19; P. Gould, *International J. of Pharmaceutics* (1986) 33 201-217; Anderson *et al.*, *The Practice of Medicinal Chemistry* (1996), Academic Press, New York; and in *The Orange Book* (Food & Drug Administration, Washington, D.C. on their website). These disclosures are incorporated herein by reference.

[0045] Additional exemplary basic salts include, but are not limited to: ammonium salts, alkali metal salts such as sodium, lithium, and potassium salts, alkaline earth metal salts such as calcium and magnesium salts, salts with organic bases (for example, organic amines) such as dicyclohexylamines, t-butyl amines, and salts with amino acids such as arginine, lysine and the
5 like. Basic nitrogen-containing groups may be quarternized with agents such as lower alkyl halides (*e.g.*, methyl, ethyl, and butyl chlorides, bromides and iodides), dialkyl sulfates (*e.g.*, dimethyl, diethyl, and dibutyl sulfates), long chain halides (*e.g.*, decyl, lauryl, and stearyl chlorides, bromides and iodides), aralkyl halides (*e.g.*, benzyl and phenethyl bromides), and others.

10 [0046] For therapeutic use, salts of the compounds of the present invention are contemplated as being pharmaceutically acceptable. However, salts of acids and bases that are non-pharmaceutically acceptable may also find use, for example, in the preparation or purification of a pharmaceutically acceptable compound.

[0047] In addition, when a compound of the invention contains both a basic moiety (such as,
15 but not limited to, a pyridine or imidazole) and an acidic moiety (such as, but not limited to, a carboxylic acid) zwitterions ("inner salts") may be formed. Such acidic and basic salts used within the scope of the invention are pharmaceutically acceptable (*i.e.*, non-toxic, physiologically acceptable) salts. Such salts of the compounds of the invention may be formed, for example, by reacting a compound of the invention with an amount of acid or base, such as
20 an equivalent amount, in a medium such as one in which the salt precipitates or in an aqueous medium followed by lyophilization.

[0048] The present invention includes the compounds of the invention in all their isolated forms (such as any solvates, hydrates, stereoisomers, and tautomers thereof). Further, the invention includes compounds in which one or more of the atoms may be artificially enriched
25 in a particular isotope having the same atomic number, but an atomic mass or mass number different from the atomic mass or mass number predominantly found in nature. The present invention is meant to include all suitable isotopic variations of the compounds of the invention. For example, different isotopic forms of hydrogen (H) include protium (¹H) and deuterium (²H). Protium is the predominant hydrogen isotope found in nature. Enriching for deuterium
30 may afford certain therapeutic advantages, such as increasing *in vivo* half-life or reducing dosage requirements, or may provide a compound useful as a standard for characterization of

- 13 -

biological samples. Isotopically-enriched compounds can be prepared without undue experimentation by conventional techniques known to those skilled in the art or by processes analogous to those described in the Schemes and Examples herein using appropriate isotopically-enriched reagents and/or intermediates.

5 [0049] Throughout the description, where compositions are described as having, including, or comprising specific components, or where processes and methods are described as having, including, or comprising specific steps, it is contemplated that, additionally, there are compositions of the present invention that consist essentially of, or consist of, the recited components, and that there are processes and methods according to the present invention that
10 consist essentially of, or consist of, the recited processing steps.

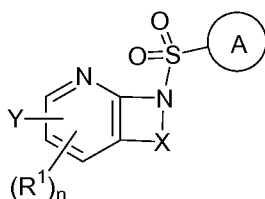
[0050] The terms “a” and “an” as used herein mean “one or more” and include the plural unless the context is inappropriate.

[0051] The abbreviation “THF” is art-recognized and refers to tetrahydrofuran. The abbreviation “DCM” is art-recognized and refers to dichloromethane. The abbreviation
15 “DMF” is art-recognized and refers to dimethylformamide. The abbreviation “DMA” is art-recognized and refers to dimethylacetamide. The abbreviation “EDTA” is art-recognized and refers to ethylenediaminetetraacetic acid. The abbreviation “TFA” is art-recognized and refers to trifluoroacetic acid.

[0052] As a general matter, compositions specifying a percentage are by weight unless
20 otherwise specified.

I. Tetrahydro[1,8]naphthyridine and Related Compounds

[0053] One aspect of the invention provides a compound represented by Formula I:



(I)

25 or a pharmaceutically acceptable salt or solvate thereof; wherein:

- 14 -

A is aryl, aralkyl, heteroaryl, cycloalkyl, or heterocycloalkyl; each of which is optionally substituted with 1, 2, or 3 substituents independently selected from the group consisting of halogen, hydroxyl, C₁₋₆alkyl, C₁₋₆haloalkyl, C₁₋₆hydroxyalkyl, C₁₋₆alkoxy, C₁₋₆haloalkoxy, -N(R⁴)(R⁵), -CO₂R⁶, -C(O)R⁶, -CN, -C₁₋₄alkylene-C₁₋₄alkoxy, -C₁₋₄alkylene-N(R⁴)(R⁵), -C₁₋₄alkylene-CO₂R⁶, -O-C₁₋₆alkylene-N(R⁴)(R⁵), -N(R⁴)C(O)-C₁₋₆alkylene-N(R⁴)(R⁵), -S(O)_pC₁₋₆alkyl, -SO₂N(R⁴)(R⁵), -N(R⁴)SO₂(C₁₋₆alkyl), -C(O)N(R⁴)(R⁵), and -N(R⁴)C(O)N(R⁴)(R⁵);

X is -O-[C(R⁶)(R⁷)]-[C(R⁶)₂]_m-ψ, -O-C(R⁶)₂-C(R⁶)(R⁷)-C(R⁶)₂-ψ, -O-C(R⁶)₂-C(R⁶)(R⁷)-ψ, -C(R⁶)₂-[C(R⁶)(R⁷)]-[C(R⁶)₂]_m-ψ, -C(O)-[C(R⁶)(R⁷)]-[C(R⁶)₂]_m-ψ, -C(R⁶)₂-N(R⁸)-[C(R⁶)(R⁷)]-[C(R⁶)₂]_m-ψ, -C(R⁶)=N-ψ, -C(R⁶)₂C(R⁶)=N-ψ, -N=C(R⁶)-ψ, or -N=C(R⁶)C(R⁶)₂-ψ; wherein ψ is a bond to the sulfonamide ring nitrogen atom in Formula I;

Y is -N(R²)(R³) or -O-aralkyl, wherein said aralkyl is optionally substituted with 1, 2, or 3 substituents independently selected from the group consisting of halogen, hydroxyl, C₁₋₆alkoxy, C₁₋₆haloalkoxy, C₁₋₆alkyl, C₁₋₆haloalkyl, -N(R⁴)(R⁵), -CN, -CO₂-C₁₋₆alkyl, -C(O)-C₁₋₆alkyl, -C(O)N(R⁴)(R⁵), -S(O)_pC₁₋₆alkyl, -SO₂N(R⁴)(R⁵), and -N(R⁴)SO₂(C₁₋₆alkyl);

R¹ represents independently for each occurrence hydrogen, halogen, or C₁₋₆alkyl;

R² is -C(O)-aryl, -C(O)-aralkyl, -C(O)-[C(R⁶)₂]_m-cycloalkyl, -C(O)-[C(R⁶)₂]_m-heterocyclyl, -C(O)-C₁₋₈alkyl, -C(O)-C₁₋₆alkylene-C₁₋₆alkoxy, -C(O)-C₁₋₆alkylene-cycloalkyl, or -C(O)-C₁₋₆alkylene-heterocycloalkyl; each of which is optionally substituted with 1, 2, or 3 substituents independently selected from the group consisting of halogen, hydroxyl, C₁₋₆alkoxy, C₁₋₆haloalkoxy, C₁₋₆alkyl, C₁₋₆haloalkyl, -N(R⁴)(R⁵), -CN, -CO₂-C₁₋₆alkyl, -C(O)-C₁₋₆alkyl, -C(O)N(R⁴)(R⁵), -S(O)_pC₁₋₆alkyl, -SO₂N(R⁴)(R⁵), and -N(R⁴)SO₂(C₁₋₆alkyl);

R³ is hydrogen or C₁₋₆alkyl;

R⁴ and R⁵ each represent independently for each occurrence hydrogen or C₁₋₆alkyl; or R⁴ and R⁵ taken together with the nitrogen atom to which they are attached form a 3-7 membered heterocyclic ring;

R⁶ represents independently for each occurrence hydrogen or C₁₋₆alkyl;

R⁷ is hydrogen, hydroxyl, C₁₋₆hydroxyalkyl, C₁₋₆alkyl, C₁₋₆haloalkyl, -CO₂R⁶, C₁₋₆alkylene-CO₂R⁶, C₁₋₄hydroxyalkylene-CO₂R⁶, -N(R⁴)(R⁵), C₁₋₆alkylene-N(R⁴)(R⁵), C₁₋₆hydroxyalkylene-N(R⁴)(R⁵), -N(R⁴)C(O)R⁹, C₁₋₆alkylene-N(R⁴)C(O)R⁹, C₁₋₆alkylene-C(O)N(R⁴)(R⁵), -N(R⁴)CO₂-C₁₋₆alkyl, or C₁₋₆alkylene-N(R⁴)(C(O)N(R⁴)(R⁵)); or R⁷ is heterocycloalkyl or C₁₋₄alkylene-heterocycloalkyl, wherein the heterocycloalkyl is optionally

- 15 -

substituted with 1, 2, or 3 substituents independently selected from the group consisting of oxo, halogen, hydroxyl, C₁₋₆alkyl, C₁₋₆haloalkyl, C₁₋₆hydroxyalkyl, C₁₋₆alkoxy, and C₁₋₆haloalkoxy;

R⁸ is hydrogen, C₁₋₆alkyl, or -C(O)-C₁₋₆alkyl;

R⁹ is hydrogen, C₁₋₆alkyl, C₁₋₆hydroxyalkyl, C₁₋₆alkylene-N(R⁴)(R⁵), or C₁₋₆alkylene-N(R⁴)C(O)-C₁₋₆alkyl;

n is 1 or 2; and

m and p each represent independently for each occurrence 0, 1, or 2.

[0054] In certain embodiments, A is aryl or heteroaryl; each of which is optionally substituted with 1, 2, or 3 substituents independently selected from the group consisting of halogen, C₁₋₆alkyl, C₁₋₆haloalkyl, C₁₋₆alkoxy, and C₁₋₆haloalkoxy. In certain other embodiments, A is aryl optionally substituted with 1, 2, or 3 substituents independently selected from the group consisting of halogen, C₁₋₆alkyl, C₁₋₆haloalkyl, C₁₋₆alkoxy, and C₁₋₆haloalkoxy. In certain other embodiments, A is phenyl optionally substituted with 1, 2, or 3 substituents independently selected from the group consisting of halogen, C₁₋₆alkyl, C₁₋₆haloalkyl, C₁₋₆alkoxy, and C₁₋₆haloalkoxy. In certain other embodiments, A is phenyl optionally substituted with 1, 2, or 3 substituents independently selected from the group consisting of halogen and C₁₋₆haloalkyl. In certain embodiments, at least one substituent is attached at the meta-position of the phenyl ring.

[0055] In certain other embodiments, A is heteroaryl optionally substituted with 1, 2, or 3 substituents independently selected from the group consisting of halogen, C₁₋₆alkyl, C₁₋₆haloalkyl, C₁₋₆alkoxy, and C₁₋₆haloalkoxy.

[0056] In certain embodiments, A is heterocycloalkyl optionally substituted with 1, 2, or 3 substituents independently selected from the group consisting of halogen, C₁₋₆alkyl, C₁₋₆haloalkyl, C₁₋₆alkoxy, and C₁₋₆haloalkoxy. In certain embodiments, A is piperidine or pyrrolidine, each of which is optionally substituted with 1, 2, or 3 substituents independently selected from the group consisting of halogen, C₁₋₆alkyl, C₁₋₆haloalkyl, C₁₋₆alkoxy, and C₁₋₆haloalkoxy.

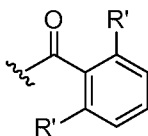
[0057] In certain embodiments, X is -O-[C(R⁶)(R⁷)]-[C(R⁶)₂]_m-ψ. In certain other embodiments, X is -C(R⁶)₂-[C(R⁶)(R⁷)]-[C(R⁶)₂]_m-ψ. In certain other embodiments, X is -C(O)-[C(R⁶)(R⁷)]-[C(R⁶)₂]_m-ψ. In certain other embodiments, X is -C(R⁶)₂-N(R⁸)-[C(R⁶)(R⁷)]-[C(R⁶)₂]_m-ψ. In certain other embodiments, X is -C(R⁶)=N-ψ.

- 16 -

[0058] In certain embodiments, Y is $-N(R^2)(R^3)$. In certain embodiments, Y is -O-aralkyl optionally substituted with 1, 2, or 3 substituents independently selected from the group consisting of halogen, hydroxyl, C_{1-6} alkoxy, C_{1-6} haloalkoxy, C_{1-6} alkyl, C_{1-6} haloalkyl, $-N(R^4)(R^5)$, -CN, $-CO_2-C_{1-6}$ alkyl, $-C(O)-C_{1-6}$ alkyl, $-C(O)N(R^4)(R^5)$, $-S(O)_pC_{1-6}$ alkyl, $-SO_2N(R^4)(R^5)$, and $-N(R^4)SO_2(C_{1-6}alkyl)$. In certain other embodiments, Y is -O-aralkyl optionally substituted with 1, 2, or 3 substituents independently selected from the group consisting of halogen, hydroxyl, C_{1-6} alkoxy, C_{1-6} haloalkoxy, C_{1-6} alkyl, C_{1-6} haloalkyl, $-N(R^4)(R^5)$, -CN, $-CO_2-C_{1-6}$ alkyl, and $-C(O)-C_{1-6}$ alkyl. In certain other embodiments, Y is -O-benzyl optionally substituted with 1, 2, or 3 substituents independently selected from the group consisting of halogen, C_{1-6} alkyl, and C_{1-6} haloalkyl.

[0059] In certain embodiments, R^1 is hydrogen.

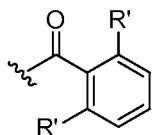
[0060] In certain embodiments, R^2 is $-C(O)-aryl$ or $-C(O)-aralkyl$; each of which is optionally substituted with 1, 2, or 3 substituents independently selected from the group consisting of halogen, hydroxyl, C_{1-6} alkoxy, C_{1-6} haloalkoxy, C_{1-6} alkyl, and C_{1-6} haloalkyl. In certain other embodiments, R^2 is $-C(O)-aryl$ or $-C(O)-aralkyl$; each of which is substituted with 2 substituents independently selected from the group consisting of halogen, hydroxyl, C_{1-6} alkoxy, C_{1-6} haloalkoxy, C_{1-6} alkyl, and C_{1-6} haloalkyl, and said substituents are located at the ortho-positions of the aromatic ring. In certain other embodiments, R^2 is $-C(O)-phenyl$ or $-C(O)-benzyl$; each of which is optionally substituted with 1, 2, or 3 substituents independently selected from the group consisting of halogen, hydroxyl, C_{1-6} alkoxy, C_{1-6} haloalkoxy, C_{1-6} alkyl, and C_{1-6} haloalkyl. In certain other embodiments, R^2 is $-C(O)-phenyl$ or $-C(O)-benzyl$; each of which is optionally substituted with 1, 2, or 3 substituents independently selected from the group consisting of halogen, C_{1-6} alkyl, and C_{1-6} haloalkyl. In certain other embodiments, R^2 is represented by:



25

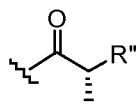
wherein each R' is independently halogen, hydroxyl, C_{1-6} alkoxy, C_{1-6} haloalkoxy, C_{1-6} alkyl, or C_{1-6} haloalkyl. In certain other embodiments, R^2 is represented by:

- 17 -



wherein each R' is independently halogen, C₁₋₆alkyl, or C₁₋₆haloalkyl.

[0061] In certain other embodiments, R² is represented by:



5 wherein R'' is C₁₋₆alkyl, aryl, or heterocyclyl, each of which is optionally substituted with 1, 2, or 3 substituents independently selected from the group consisting of halogen, hydroxyl, C₁₋₆alkoxy, C₁₋₆haloalkoxy, C₁₋₆alkyl, C₁₋₆haloalkyl, -N(R⁴)(R⁵), -CN, -CO₂-C₁₋₆alkyl, -C(O)-C₁₋₆alkyl, -C(O)N(R⁴)(R⁵), -S(O)_pC₁₋₆alkyl, -SO₂N(R⁴)(R⁵), and -N(R⁴)SO₂(C₁₋₆alkyl). In certain
 10 embodiments, R'' is phenyl optionally substituted with 1, 2, or 3 substituents independently selected from the group consisting of halogen, C₁₋₆alkyl, and C₁₋₆haloalkyl.

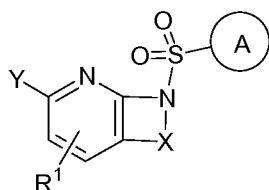
[0062] In certain embodiments, R³ is hydrogen.

[0063] In certain embodiments, R⁷ is hydrogen. In certain other embodiments, R⁷ is hydroxyl, C₁₋₆hydroxyalkyl, C₁₋₆alkyl, C₁₋₆haloalkyl, -CO₂R⁶, C₁₋₆alkylene-CO₂R⁶, C₁₋₄hydroxyalkylene-CO₂R⁶, -N(R⁴)(R⁵), C₁₋₆alkylene-N(R⁴)(R⁵), C₁₋₆hydroxyalkylene-N(R⁴)(R⁵),
 15 -N(R⁴)C(O)R⁹, C₁₋₆alkylene-N(R⁴)C(O)R⁹, C₁₋₆alkylene-C(O)N(R⁴)(R⁵), -N(R⁴)CO₂-C₁₋₆alkyl, or -N(R⁴)C(O)R⁹. In certain other embodiments, R⁷ is C₁₋₆hydroxyalkyl, C₁₋₆alkyl, C₁₋₆alkylene-CO₂R⁶, -N(R⁴)(R⁵), C₁₋₆alkylene-N(R⁴)(R⁵), or C₁₋₆alkylene-N(R⁴)C(O)R⁹. In certain other embodiments, R⁷ is C₁₋₃hydroxyalkyl, methyl, ethyl, or C₁₋₃alkylene-N(H)C(O)-C₁₋₄alkyl.

[0064] In certain other embodiments, R⁷ is heterocycloalkyl or C₁₋₄alkylene-heterocycloalkyl, wherein the heterocycloalkyl is optionally substituted with 1, 2, or
 20 3 substituents independently selected from the group consisting of oxo, halogen, hydroxyl, C₁₋₆alkyl, C₁₋₆haloalkyl, C₁₋₆hydroxyalkyl, C₁₋₆alkoxy, and C₁₋₆haloalkoxy.

- 18 -

[0065] Another aspect of the invention provides a compound represented by Formula I-A:



(I-A)

or a pharmaceutically acceptable salt or solvate thereof; wherein:

5 A is aryl, aralkyl, heteroaryl, cycloalkyl, or heterocycloalkyl; each of which is optionally substituted with 1, 2, or 3 substituents independently selected from the group consisting of halogen, hydroxyl, C₁₋₆alkyl, C₁₋₆haloalkyl, C₁₋₆hydroxyalkyl, C₁₋₆alkoxy, C₁₋₆haloalkoxy, -N(R⁴)(R⁵), -CO₂R⁶, -C(O)R⁶, -CN, -C₁₋₄alkylene-C₁₋₄alkoxy, -C₁₋₄alkylene-N(R⁴)(R⁵), -C₁₋₄alkylene-CO₂R⁶, -O-C₁₋₆alkylene-N(R⁴)(R⁵), -N(R⁴)C(O)-C₁₋₆alkylene-N(R⁴)(R⁵), -S(O)_pC₁₋₆alkyl, -SO₂N(R⁴)(R⁵), -N(R⁴)SO₂(C₁₋₆alkyl), -C(O)N(R⁴)(R⁵), and -N(R⁴)C(O)N(R⁴)(R⁵);

X is -O-[C(R⁶)(R⁷)]-[C(R⁶)₂]_m-ψ, -O-C(R⁶)₂-C(R⁶)(R⁷)-C(R⁶)₂-ψ, -O-C(R⁶)₂-C(R⁶)(R⁷)-ψ, -C(R⁶)₂-[C(R⁶)(R⁷)]-[C(R⁶)₂]_m-ψ, -C(O)-[C(R⁶)(R⁷)]-[C(R⁶)₂]_m-ψ, -C(R⁶)₂-N(R⁸)-[C(R⁶)(R⁷)]-[C(R⁶)₂]_m-ψ, -C(R⁶)=N-ψ, -C(R⁶)₂C(R⁶)=N-ψ, -N=C(R⁶)-ψ, or -N=C(R⁶)C(R⁶)₂-ψ; wherein ψ is a bond to the sulfonamide ring nitrogen atom in Formula I-A;

15 Y is -N(R²)(R³) or -O-aralkyl, wherein said aralkyl is optionally substituted with 1, 2, or 3 substituents independently selected from the group consisting of halogen, hydroxyl, C₁₋₆alkoxy, C₁₋₆haloalkoxy, C₁₋₆alkyl, C₁₋₆haloalkyl, -N(R⁴)(R⁵), -CN, -CO₂-C₁₋₆alkyl, -C(O)-C₁₋₆alkyl, -C(O)N(R⁴)(R⁵), -S(O)_pC₁₋₆alkyl, -SO₂N(R⁴)(R⁵), and -N(R⁴)SO₂(C₁₋₆alkyl);

20 R¹ is hydrogen, halogen, or C₁₋₆alkyl;

R² is -C(O)-aryl, -C(O)-aralkyl, -C(O)-[C(R⁶)₂]_m-cycloalkyl, -C(O)-[C(R⁶)₂]_m-heterocyclyl, -C(O)-C₁₋₈alkyl, -C(O)-C₁₋₆alkylene-C₁₋₆alkoxy, -C(O)-C₁₋₆alkylene-cycloalkyl, or -C(O)-C₁₋₆alkylene-heterocycloalkyl; each of which is optionally substituted with 1, 2, or 3 substituents independently selected from the group consisting of halogen, hydroxyl, C₁₋₆alkoxy, C₁₋₆haloalkoxy, C₁₋₆alkyl, C₁₋₆haloalkyl, -N(R⁴)(R⁵), -CN, -CO₂-C₁₋₆alkyl, -C(O)-C₁₋₆alkyl, -C(O)N(R⁴)(R⁵), -S(O)_pC₁₋₆alkyl, -SO₂N(R⁴)(R⁵), and -N(R⁴)SO₂(C₁₋₆alkyl);

R³ is hydrogen or C₁₋₆alkyl;

- 19 -

R⁴ and R⁵ each represent independently for each occurrence hydrogen or C₁₋₆alkyl; or R⁴ and R⁵ taken together with the nitrogen atom to which they are attached form a 3-7 membered heterocyclic ring;

R⁶ represents independently for each occurrence hydrogen or C₁₋₆alkyl;

5 R⁷ is hydrogen, hydroxyl, C₁₋₆hydroxyalkyl, C₁₋₆alkyl, C₁₋₆haloalkyl, -CO₂R⁶, C₁₋₆alkylene-CO₂R⁶, C₁₋₄hydroxyalkylene-CO₂R⁶, -N(R⁴)(R⁵), C₁₋₆alkylene-N(R⁴)(R⁵), C₁₋₆hydroxyalkylene-N(R⁴)(R⁵), -N(R⁴)C(O)R⁹, C₁₋₆alkylene-N(R⁴)C(O)R⁹, C₁₋₆alkylene-C(O)N(R⁴)(R⁵), -N(R⁴)CO₂-C₁₋₆alkyl, or C₁₋₆alkylene-N(R⁴)(C(O)N(R⁴)(R⁵)); or R⁷ is heterocycloalkyl or C₁₋₄alkylene-heterocycloalkyl, wherein the heterocycloalkyl is optionally
 10 substituted with 1, 2, or 3 substituents independently selected from the group consisting of oxo, halogen, hydroxyl, C₁₋₆alkyl, C₁₋₆haloalkyl, C₁₋₆hydroxyalkyl, C₁₋₆alkoxy, and C₁₋₆haloalkoxy;

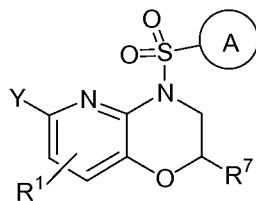
R⁸ is hydrogen, C₁₋₆alkyl, or -C(O)-C₁₋₆alkyl;

R⁹ is hydrogen, C₁₋₆alkyl, C₁₋₆hydroxyalkyl, C₁₋₆alkylene-N(R⁴)(R⁵), or C₁₋₆alkylene-N(R⁴)C(O)-C₁₋₆alkyl; and

15 m and p each represent independently for each occurrence 0, 1, or 2.

[0066] The definitions of variables in Formulae I-A above encompass multiple chemical groups. The application contemplates embodiments where, for example, i) the definition of a variable is a single chemical group selected from those chemical groups set forth above, ii) the definition of a variable is a collection of two or more of the chemical groups selected from
 20 those set forth above, and iii) the compound is defined by a combination of variables in which the variables are defined by (i) or (ii), e.g., such as where A is aryl, and R² is -C(O)-aryl. Further, the definitions of variables A, X, Y, R¹ to R⁹, m, and p described in the preceding paragraphs in connection with Formula I are reiterated here for use in association with Formula I-A.

25 **[0067]** Another aspect of the invention provides a compound represented by Formula II:



(II)

or a pharmaceutically acceptable salt or solvate thereof; wherein:

- 20 -

A is aryl, aralkyl, heteroaryl, cycloalkyl, or heterocycloalkyl; each of which is optionally substituted with 1, 2, or 3 substituents independently selected from the group consisting of halogen, hydroxyl, C₁₋₆alkyl, C₁₋₆haloalkyl, C₁₋₆hydroxyalkyl, C₁₋₆alkoxy, C₁₋₆haloalkoxy, -N(R⁴)(R⁵), -CO₂R⁶, -C(O)R⁶, -CN, -C₁₋₄alkylene-C₁₋₄alkoxy, and -C₁₋₄alkylene-N(R⁴)(R⁵);

Y is -N(R²)(R³) or -O-aralkyl, wherein said aralkyl is optionally substituted with 1, 2, or 3 substituents independently selected from the group consisting of halogen, hydroxyl, C₁₋₆alkoxy, C₁₋₆haloalkoxy, C₁₋₆alkyl, C₁₋₆haloalkyl, -N(R⁴)(R⁵), -CN, -CO₂-C₁₋₆alkyl, -C(O)-C₁₋₆alkyl, -C(O)N(R⁴)(R⁵), -S(O)_pC₁₋₆alkyl, -SO₂N(R⁴)(R⁵), and -N(R⁴)SO₂(C₁₋₆alkyl);

10 R¹ is hydrogen, halogen, or C₁₋₆alkyl;

R² is -C(O)-aryl, -C(O)-aralkyl, -C(O)-[C(R⁶)₂]_m-cycloalkyl, -C(O)-[C(R⁶)₂]_m-heterocyclyl, -C(O)-C₁₋₃alkyl, -C(O)-C₁₋₆alkylene-C₁₋₆alkoxy, -C(O)-C₁₋₆alkylene-cycloalkyl, or -C(O)-C₁₋₆alkylene-heterocycloalkyl; each of which is optionally substituted with 1, 2, or 3 substituents independently selected from the group consisting of halogen, hydroxyl, C₁₋₆alkoxy, C₁₋₆haloalkoxy, C₁₋₆alkyl, C₁₋₆haloalkyl, -N(R⁴)(R⁵), -CN, -CO₂-C₁₋₆alkyl, -C(O)-C₁₋₆alkyl, -C(O)N(R⁴)(R⁵), -S(O)_pC₁₋₆alkyl, -SO₂N(R⁴)(R⁵), and -N(R⁴)SO₂(C₁₋₆alkyl);

R³ is hydrogen or C₁₋₆alkyl;

R⁴ and R⁵ each represent independently for each occurrence hydrogen or C₁₋₆alkyl; or R⁴ and R⁵ taken together with the nitrogen atom to which they are attached form a 3-7

20 membered heterocyclic ring;

R⁶ represents independently for each occurrence hydrogen or C₁₋₆alkyl;

R⁷ is hydrogen, hydroxyl, C₁₋₆hydroxyalkyl, C₁₋₆alkyl, C₁₋₆haloalkyl, -CO₂R⁶, C₁₋₆alkylene-CO₂R⁶, C₁₋₄hydroxyalkylene-CO₂R⁶, -N(R⁴)(R⁵), C₁₋₆alkylene-N(R⁴)(R⁵), C₁₋₆hydroxyalkylene-N(R⁴)(R⁵), -N(R⁴)C(O)R⁹, C₁₋₆alkylene-N(R⁴)C(O)R⁹, C₁₋₆alkylene-C(O)N(R⁴)(R⁵), -N(R⁴)CO₂-C₁₋₆alkyl, or C₁₋₆alkylene-N(R⁴)(C(O)N(R⁴)(R⁵)); or R⁷ is heterocycloalkyl or C₁₋₄alkylene-heterocycloalkyl, wherein the heterocycloalkyl is optionally substituted with 1, 2, or 3 substituents independently selected from the group consisting of oxo, halogen, hydroxyl, C₁₋₆alkyl, C₁₋₆haloalkyl, C₁₋₆hydroxyalkyl, C₁₋₆alkoxy, and C₁₋₆haloalkoxy;

R⁹ is hydrogen, C₁₋₆alkyl, C₁₋₆hydroxyalkyl, C₁₋₆alkylene-N(R⁴)(R⁵), or C₁₋₆alkylene-N(R⁴)C(O)-C₁₋₆alkyl; and

m and p each represent independently for each occurrence 0, 1, or 2.

- 21 -

[0068] In certain embodiments, A is aryl or heteroaryl; each of which is optionally substituted with 1, 2, or 3 substituents independently selected from the group consisting of halogen, C₁₋₆alkyl, C₁₋₆haloalkyl, C₁₋₆alkoxy, and C₁₋₆haloalkoxy. In certain other
5 embodiments, A is aryl optionally substituted with 1, 2, or 3 substituents independently selected from the group consisting of halogen, C₁₋₆alkyl, C₁₋₆haloalkyl, C₁₋₆alkoxy, and C₁₋₆haloalkoxy. In certain other embodiments, A is phenyl optionally substituted with 1, 2, or 3 substituents independently selected from the group consisting of halogen, C₁₋₆alkyl, C₁₋₆haloalkyl, C₁₋₆alkoxy, and C₁₋₆haloalkoxy. In certain other embodiments, A is phenyl optionally substituted with 1, 2, or 3 substituents independently selected from the group
10 consisting of halogen and C₁₋₆haloalkyl. In certain embodiments, at least one substituent is attached at the meta-position of the phenyl ring.

[0069] In certain other embodiments, A is heterocycloalkyl optionally substituted with 1, 2, or 3 substituents independently selected from the group consisting of halogen, C₁₋₆alkyl, C₁₋₆haloalkyl, C₁₋₆alkoxy, and C₁₋₆haloalkoxy. In certain embodiments, A is piperidine or
15 pyrrolidine, each of which is optionally substituted with 1, 2, or 3 substituents independently selected from the group consisting of halogen, C₁₋₆alkyl, C₁₋₆haloalkyl, C₁₋₆alkoxy, and C₁₋₆haloalkoxy.

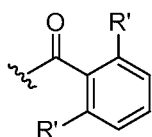
[0070] In certain embodiments, Y is -N(R²)(R³). In certain embodiments, Y is -O-aralkyl optionally substituted with 1, 2, or 3 substituents independently selected from the group
20 consisting of halogen, hydroxyl, C₁₋₆alkoxy, C₁₋₆haloalkoxy, C₁₋₆alkyl, C₁₋₆haloalkyl, -N(R⁴)(R⁵), -CN, -CO₂-C₁₋₆alkyl, -C(O)-C₁₋₆alkyl, -C(O)N(R⁴)(R⁵), -S(O)_pC₁₋₆alkyl, -SO₂N(R⁴)(R⁵), and -N(R⁴)SO₂(C₁₋₆alkyl). In certain other embodiments, Y is -O-aralkyl optionally substituted with 1, 2, or 3 substituents independently selected from the group consisting of halogen, hydroxyl, C₁₋₆alkoxy, C₁₋₆haloalkoxy, C₁₋₆alkyl, C₁₋₆haloalkyl,
25 -N(R⁴)(R⁵), -CN, -CO₂-C₁₋₆alkyl, and -C(O)-C₁₋₆alkyl. In certain other embodiments, Y is -O-benzyl optionally substituted with 1, 2, or 3 substituents independently selected from the group consisting of halogen, C₁₋₆alkyl, and C₁₋₆haloalkyl.

[0071] In certain embodiments, R¹ is hydrogen.

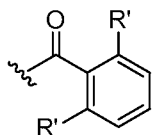
[0072] In certain embodiments, R² is -C(O)-aryl or -C(O)-aralkyl; each of which is
30 optionally substituted with 1, 2, or 3 substituents independently selected from the group consisting of halogen, hydroxyl, C₁₋₆alkoxy, C₁₋₆haloalkoxy, C₁₋₆alkyl, and C₁₋₆haloalkyl. In

- 22 -

certain other embodiments, R^2 is -C(O)-aryl or -C(O)-aralkyl; each of which is substituted with 2 substituents independently selected from the group consisting of halogen, hydroxyl, C_{1-6} alkoxy, C_{1-6} haloalkoxy, C_{1-6} alkyl, and C_{1-6} haloalkyl, and said substituents are located at the ortho-positions of the aromatic ring. In certain other embodiments, R^2 is -C(O)-phenyl or -C(O)-benzyl; each of which is optionally substituted with 1, 2, or 3 substituents independently selected from the group consisting of halogen, hydroxyl, C_{1-6} alkoxy, C_{1-6} haloalkoxy, C_{1-6} alkyl, and C_{1-6} haloalkyl. In certain other embodiments, R^2 is -C(O)-phenyl or -C(O)-benzyl; each of which is optionally substituted with 1, 2, or 3 substituents independently selected from the group consisting of halogen, C_{1-6} alkyl, and C_{1-6} haloalkyl. In certain other embodiments, R^2 is represented by:

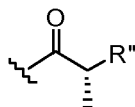


wherein each R' is independently halogen, hydroxyl, C_{1-6} alkoxy, C_{1-6} haloalkoxy, C_{1-6} alkyl, or C_{1-6} haloalkyl. In certain other embodiments, R^2 is represented by:



wherein each R' is independently halogen, C_{1-6} alkyl, or C_{1-6} haloalkyl.

[0073] In certain embodiments, R^2 is represented by:



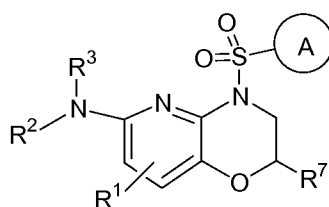
wherein R'' is C_{1-6} alkyl, aryl, or heterocyclyl, each of which is optionally substituted with 1, 2, or 3 substituents independently selected from the group consisting of halogen, hydroxyl, C_{1-6} alkoxy, C_{1-6} haloalkoxy, C_{1-6} alkyl, C_{1-6} haloalkyl, $-N(R^4)(R^5)$, $-CN$, $-CO_2-C_{1-6}$ alkyl, $-C(O)-C_{1-6}$ alkyl, $-C(O)N(R^4)(R^5)$, $-S(O)_p-C_{1-6}$ alkyl, $-SO_2N(R^4)(R^5)$, and $-N(R^4)SO_2(C_{1-6}$ alkyl). In certain embodiments, R'' is phenyl optionally substituted with 1, 2, or 3 substituents independently selected from the group consisting of halogen, C_{1-6} alkyl, and C_{1-6} haloalkyl.

[0074] In certain embodiments, R^3 is hydrogen.

- 23 -

[0075] In certain embodiments, R^7 is hydrogen. In certain other embodiments, R^7 is hydroxyl, C_{1-6} hydroxyalkyl, C_{1-6} alkyl, C_{1-6} haloalkyl, $-CO_2R^6$, C_{1-6} alkylene- CO_2R^6 , C_{1-4} hydroxyalkylene- CO_2R^6 , $-N(R^4)(R^5)$, C_{1-6} alkylene- $N(R^4)(R^5)$, C_{1-6} hydroxyalkylene- $N(R^4)(R^5)$, $-N(R^4)C(O)R^9$, C_{1-6} alkylene- $N(R^4)C(O)R^9$, C_{1-6} alkylene- $C(O)N(R^4)(R^5)$, $-N(R^4)CO_2-C_{1-6}$ alkyl, or $-N(R^4)C(O)R^9$. In certain other embodiments, R^7 is C_{1-6} hydroxyalkyl, C_{1-6} alkyl, C_{1-6} alkylene- CO_2R^6 , C_{1-6} alkylene- $N(R^4)(R^5)$, or C_{1-6} alkylene- $N(R^4)C(O)R^9$. In certain other embodiments, R^7 is C_{1-3} hydroxyalkyl, methyl, ethyl, or C_{1-3} alkylene- $N(H)C(O)-C_{1-4}$ alkyl.

[0076] Another aspect of the invention provides a compound represented by Formula II-A:



(II-A)

10

or a pharmaceutically acceptable salt or solvate thereof; wherein:

A is aryl, heteroaryl, or heterocycloalkyl; each of which is optionally substituted with 1, 2, or 3 substituents independently selected from the group consisting of halogen, hydroxyl, C_{1-6} alkyl, C_{1-6} haloalkyl, C_{1-6} alkoxy, and C_{1-6} haloalkoxy;

15

R^1 is hydrogen;

R^2 is $-C(O)$ -phenyl substituted with 2 substituents independently selected from the group consisting of halogen, C_{1-6} alkyl, and C_{1-6} haloalkyl, wherein the substituents are located at the ortho positions of the phenyl ring;

R^3 is hydrogen;

20

R^4 and R^5 each represent independently for each occurrence hydrogen or C_{1-6} alkyl; or R^4 and R^5 taken together with the nitrogen atom to which they are attached form a 3-7 membered heterocyclic ring;

R^6 represents independently for each occurrence hydrogen or C_{1-6} alkyl;

25

R^7 is hydrogen, hydroxyl, C_{1-6} hydroxyalkyl, C_{1-6} alkyl, C_{1-6} haloalkyl, $-CO_2R^6$, C_{1-6} alkylene- CO_2R^6 , C_{1-4} hydroxyalkylene- CO_2R^6 , $-N(R^4)(R^5)$, C_{1-6} alkylene- $N(R^4)(R^5)$, C_{1-6} hydroxyalkylene- $N(R^4)(R^5)$, $-N(R^4)C(O)R^9$, C_{1-6} alkylene- $N(R^4)C(O)R^9$, C_{1-6} alkylene- $C(O)N(R^4)(R^5)$, $-N(R^4)CO_2-C_{1-6}$ alkyl, or C_{1-6} alkylene- $N(R^4)(C(O)N(R^4)(R^5))$; or R^7 is heterocycloalkyl or C_{1-4} alkylene-heterocycloalkyl, wherein the heterocycloalkyl is optionally

- 24 -

substituted with 1, 2, or 3 substituents independently selected from the group consisting of oxo, halogen, hydroxyl, C₁₋₆alkyl, C₁₋₆haloalkyl, C₁₋₆hydroxyalkyl, C₁₋₆alkoxy, and C₁₋₆haloalkoxy;

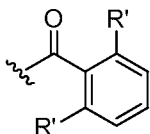
R⁹ is hydrogen, C₁₋₆alkyl, C₁₋₆hydroxyalkyl, C₁₋₆alkylene-N(R⁴)(R⁵), or C₁₋₆alkylene-N(R⁴)C(O)-C₁₋₆alkyl; and

5 m and p each represent independently for each occurrence 0, 1, or 2.

[0077] In certain embodiments, A is aryl or heteroaryl; each of which is optionally substituted with 1, 2, or 3 substituents independently selected from the group consisting of halogen, hydroxyl, C₁₋₆alkyl, C₁₋₆haloalkyl, C₁₋₆alkoxy, and C₁₋₆haloalkoxy. In certain other
 10 embodiments, A is aryl optionally substituted with 1, 2, or 3 substituents independently selected from the group consisting of halogen, C₁₋₆alkyl, C₁₋₆haloalkyl, C₁₋₆alkoxy, and C₁₋₆haloalkoxy. In certain other embodiments, A is phenyl optionally substituted with 1, 2, or 3 substituents independently selected from the group consisting of halogen, C₁₋₆alkyl, C₁₋₆haloalkyl, C₁₋₆alkoxy, and C₁₋₆haloalkoxy. In certain other embodiments, A is phenyl
 15 optionally substituted with 1, 2, or 3 substituents independently selected from the group consisting of halogen and C₁₋₆haloalkyl. In certain embodiments, at least one substituent is attached at the meta-position of the phenyl ring.

[0078] In certain other embodiments, A is heterocycloalkyl optionally substituted with 1, 2, or 3 substituents independently selected from the group consisting of halogen, C₁₋₆alkyl, C₁₋₆haloalkyl, C₁₋₆alkoxy, and C₁₋₆haloalkoxy. In certain embodiments, A is piperidine or
 20 pyrrolidine, each of which is optionally substituted with 1, 2, or 3 substituents independently selected from the group consisting of halogen, C₁₋₆alkyl, C₁₋₆haloalkyl, C₁₋₆alkoxy, and C₁₋₆haloalkoxy.

[0079] In certain embodiments, R² is represented by:



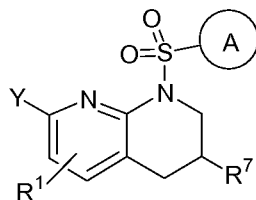
25 wherein each R' is independently fluoro, chloro, or C₁₋₆haloalkyl.

[0080] In certain embodiments, R⁷ is hydrogen. In certain other embodiments, R⁷ is C₁₋₆hydroxyalkyl, C₁₋₆alkyl, C₁₋₆haloalkyl, -CO₂R⁶, C₁₋₆alkylene-CO₂R⁶, C₁₋₆hydroxyalkylene-CO₂R⁶, -N(R⁴)(R⁵), C₁₋₆alkylene-N(R⁴)(R⁵), C₁₋₆hydroxyalkylene-N(R⁴)(R⁵), -N(R⁴)C(O)R⁹, C₁₋₆alkylene-N(R⁴)C(O)R⁹, C₁₋₆alkylene-C(O)N(R⁴)(R⁵), -N(R⁴)CO₂-C₁₋₆alkyl,

- 25 -

or $-N(R^4)C(O)R^9$. In certain other embodiments, R^7 is C_{1-6} hydroxyalkyl, C_{1-6} alkyl, C_{1-6} alkylene- CO_2R^6 , C_{1-6} alkylene- $N(R^4)(R^5)$, or C_{1-6} alkylene- $N(R^4)C(O)R^9$. In certain other embodiments, R^7 is C_{1-3} hydroxyalkyl, methyl, ethyl, or C_{1-3} alkylene- $N(H)C(O)-C_{1-4}$ alkyl.

[0081] Another aspect of the invention provides a compound represented by Formula III:



(III)

or a pharmaceutically acceptable salt or solvate thereof; wherein:

A is aryl, aralkyl, heteroaryl, cycloalkyl, or heterocycloalkyl; each of which is optionally substituted with 1, 2, or 3 substituents independently selected from the group consisting of halogen, hydroxyl, C_{1-6} alkyl, C_{1-6} haloalkyl, C_{1-6} hydroxyalkyl, C_{1-6} alkoxy, C_{1-6} haloalkoxy, $-N(R^4)(R^5)$, $-CO_2R^6$, $-C(O)R^6$, $-CN$, $-C_{1-4}$ alkylene- C_{1-4} alkoxy, and $-C_{1-4}$ alkylene- $N(R^4)(R^5)$;

Y is $-N(R^2)(R^3)$ or $-O$ -aralkyl, wherein said aralkyl is optionally substituted with 1, 2, or 3 substituents independently selected from the group consisting of halogen, hydroxyl, C_{1-6} alkoxy, C_{1-6} haloalkoxy, C_{1-6} alkyl, C_{1-6} haloalkyl, $-N(R^4)(R^5)$, $-CN$, $-CO_2-C_{1-6}$ alkyl, $-C(O)-C_{1-6}$ alkyl, $-C(O)N(R^4)(R^5)$, $-S(O)_pC_{1-6}$ alkyl, $-SO_2N(R^4)(R^5)$, and $-N(R^4)SO_2(C_{1-6}alkyl)$;

R^1 is hydrogen, halogen, or C_{1-6} alkyl;

R^2 is $-C(O)$ -aryl, $-C(O)$ -aralkyl, $-C(O)-[C(R^6)_2]_m$ -cycloalkyl, $-C(O)-[C(R^6)_2]_m$ -heterocyclyl, $-C(O)-C_{1-8}$ alkyl, $-C(O)-C_{1-6}$ alkylene- C_{1-6} alkoxy, $-C(O)-C_{1-6}$ alkylene-cycloalkyl, or $-C(O)-C_{1-6}$ alkylene-heterocycloalkyl; each of which is optionally substituted with 1, 2, or 3 substituents independently selected from the group consisting of halogen, hydroxyl, C_{1-6} alkoxy, C_{1-6} haloalkoxy, C_{1-6} alkyl, C_{1-6} haloalkyl, $-N(R^4)(R^5)$, $-CN$, $-CO_2-C_{1-6}$ alkyl, $-C(O)-C_{1-6}$ alkyl, $-C(O)N(R^4)(R^5)$, $-S(O)_pC_{1-6}$ alkyl, $-SO_2N(R^4)(R^5)$, and $-N(R^4)SO_2(C_{1-6}alkyl)$;

R^3 is hydrogen or C_{1-6} alkyl;

R^4 and R^5 each represent independently for each occurrence hydrogen or C_{1-6} alkyl; or R^4 and R^5 taken together with the nitrogen atom to which they are attached form a 3-7 membered heterocyclic ring;

R^6 represents independently for each occurrence hydrogen or C_{1-6} alkyl;

- 26 -

R⁷ is hydrogen, hydroxyl, C₁₋₆hydroxyalkyl, C₁₋₆alkyl, C₁₋₆haloalkyl, -CO₂R⁶, C₁₋₆alkylene-CO₂R⁶, C₁₋₄hydroxyalkylene-CO₂R⁶, -N(R⁴)(R⁵), C₁₋₆alkylene-N(R⁴)(R⁵), C₁₋₆hydroxyalkylene-N(R⁴)(R⁵), -N(R⁴)C(O)R⁹, C₁₋₆alkylene-N(R⁴)C(O)R⁹, C₁₋₆alkylene-C(O)N(R⁴)(R⁵), -N(R⁴)CO₂-C₁₋₆alkyl, or C₁₋₆alkylene-N(R⁴)(C(O)N(R⁴)(R⁵); or R⁷ is heterocycloalkyl or C₁₋₄alkylene-heterocycloalkyl, wherein the heterocycloalkyl is optionally substituted with 1, 2, or 3 substituents independently selected from the group consisting of oxo, halogen, hydroxyl, C₁₋₆alkyl, C₁₋₆haloalkyl, C₁₋₆hydroxyalkyl, C₁₋₆alkoxy, and C₁₋₆haloalkoxy;

R⁹ is hydrogen, C₁₋₆alkyl, C₁₋₆hydroxyalkyl, C₁₋₆alkylene-N(R⁴)(R⁵), or C₁₋₆alkylene-N(R⁴)C(O)-C₁₋₆alkyl; and

10 m and p each represent independently for each occurrence 0, 1, or 2.

[0082] In certain embodiments, A is aryl or heteroaryl; each of which is optionally substituted with 1, 2, or 3 substituents independently selected from the group consisting of halogen, C₁₋₆alkyl, C₁₋₆haloalkyl, C₁₋₆alkoxy, and C₁₋₆haloalkoxy. In certain other embodiments, A is aryl optionally substituted with 1, 2, or 3 substituents independently selected from the group consisting of halogen, C₁₋₆alkyl, C₁₋₆haloalkyl, C₁₋₆alkoxy, and C₁₋₆haloalkoxy. In certain other embodiments, A is phenyl optionally substituted with 1, 2, or 3 substituents independently selected from the group consisting of halogen, C₁₋₆alkyl, C₁₋₆haloalkyl, C₁₋₆alkoxy, and C₁₋₆haloalkoxy. In certain other embodiments, A is phenyl optionally substituted with 1, 2, or 3 substituents independently selected from the group consisting of halogen and C₁₋₆haloalkyl. In certain embodiments, at least one substituent is attached at the meta-position of the phenyl ring.

[0083] In certain other embodiments, A is heterocycloalkyl optionally substituted with 1, 2, or 3 substituents independently selected from the group consisting of halogen, C₁₋₆alkyl, C₁₋₆haloalkyl, C₁₋₆alkoxy, and C₁₋₆haloalkoxy. In certain embodiments, A is piperidine or pyrrolidine, each of which is optionally substituted with 1, 2, or 3 substituents independently selected from the group consisting of halogen, C₁₋₆alkyl, C₁₋₆haloalkyl, C₁₋₆alkoxy, and C₁₋₆haloalkoxy.

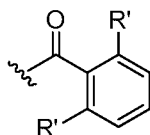
[0084] In certain embodiments, Y is -N(R²)(R³). In certain embodiments, Y is -O-aralkyl optionally substituted with 1, 2, or 3 substituents independently selected from the group consisting of halogen, hydroxyl, C₁₋₆alkoxy, C₁₋₆haloalkoxy, C₁₋₆alkyl, C₁₋₆haloalkyl, -N(R⁴)(R⁵), -CN, -CO₂-C₁₋₆alkyl, -C(O)-C₁₋₆alkyl, -C(O)N(R⁴)(R⁵), -S(O)_pC₁₋₆alkyl,

- 27 -

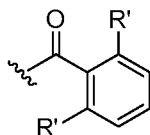
-SO₂N(R⁴)(R⁵), and -N(R⁴)SO₂(C₁₋₆alkyl). In certain other embodiments, Y is -O-aralkyl optionally substituted with 1, 2, or 3 substituents independently selected from the group consisting of halogen, hydroxyl, C₁₋₆alkoxy, C₁₋₆haloalkoxy, C₁₋₆alkyl, C₁₋₆haloalkyl, -N(R⁴)(R⁵), -CN, -CO₂-C₁₋₆alkyl, and -C(O)-C₁₋₆alkyl. In certain other embodiments, Y is -O-benzyl optionally substituted with 1, 2, or 3 substituents independently selected from the group consisting of halogen, C₁₋₆alkyl, and C₁₋₆haloalkyl.

[0085] In certain embodiments, R¹ is hydrogen.

[0086] In certain embodiments, R² is -C(O)-aryl or -C(O)-aralkyl; each of which is optionally substituted with 1, 2, or 3 substituents independently selected from the group consisting of halogen, hydroxyl, C₁₋₆alkoxy, C₁₋₆haloalkoxy, C₁₋₆alkyl, and C₁₋₆haloalkyl. In certain other embodiments, R² is -C(O)-aryl or -C(O)-aralkyl; each of which is substituted with 2 substituents independently selected from the group consisting of halogen, hydroxyl, C₁₋₆alkoxy, C₁₋₆haloalkoxy, C₁₋₆alkyl, and C₁₋₆haloalkyl, and said substituents are located at the ortho-positions of the aromatic ring. In certain other embodiments, R² is -C(O)-phenyl or -C(O)-benzyl; each of which is optionally substituted with 1, 2, or 3 substituents independently selected from the group consisting of halogen, hydroxyl, C₁₋₆alkoxy, C₁₋₆haloalkoxy, C₁₋₆alkyl, and C₁₋₆haloalkyl. In certain other embodiments, R² is -C(O)-phenyl or -C(O)-benzyl; each of which is optionally substituted with 1, 2, or 3 substituents independently selected from the group consisting of halogen, C₁₋₆alkyl, and C₁₋₆haloalkyl. In certain other embodiments, R² is represented by:



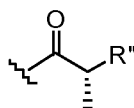
wherein each R' is independently halogen, hydroxyl, C₁₋₆alkoxy, C₁₋₆haloalkoxy, C₁₋₆alkyl, or C₁₋₆haloalkyl. In certain other embodiments, R² is represented by:



wherein each R' is independently halogen, C₁₋₆alkyl, or C₁₋₆haloalkyl.

[0087] In certain embodiments, R² is represented by:

- 28 -



wherein R'' is C₁₋₆alkyl, aryl, or heterocyclyl, each of which is optionally substituted with 1, 2, or 3 substituents independently selected from the group consisting of halogen, hydroxyl, C₁₋₆alkoxy, C₁₋₆haloalkoxy, C₁₋₆alkyl, C₁₋₆haloalkyl, -N(R⁴)(R⁵), -CN, -CO₂-C₁₋₆alkyl, -C(O)-C₁₋₆alkyl, -C(O)N(R⁴)(R⁵), -S(O)_pC₁₋₆alkyl, -SO₂N(R⁴)(R⁵), and -N(R⁴)SO₂(C₁₋₆alkyl). In certain

5 embodiments, R'' is phenyl optionally substituted with 1, 2, or 3 substituents independently selected from the group consisting of halogen, C₁₋₆alkyl, and C₁₋₆haloalkyl.

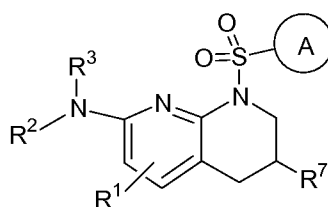
[0088] In certain embodiments, R³ is hydrogen.

[0089] In certain embodiments, R⁷ is hydrogen. In certain other embodiments R⁷ is

10 hydroxyl, C₁₋₆hydroxyalkyl, C₁₋₆alkyl, C₁₋₆haloalkyl, -CO₂R⁶, C₁₋₆alkylene-CO₂R⁶, C₁₋₆hydroxyalkylene-CO₂R⁶, -N(R⁴)(R⁵), C₁₋₆alkylene-N(R⁴)(R⁵), C₁₋₆hydroxyalkylene-N(R⁴)(R⁵), -N(R⁴)C(O)R⁹, C₁₋₆alkylene-N(R⁴)C(O)R⁹, C₁₋₆alkylene-C(O)N(R⁴)(R⁵), -N(R⁴)CO₂-C₁₋₆alkyl, or -N(R⁴)C(O)R⁹. In certain other embodiments, R⁷ is C₁₋₆hydroxyalkyl, C₁₋₆alkyl, C₁₋₆alkylene-CO₂R⁶, -N(R⁴)(R⁵), C₁₋₆alkylene-N(R⁴)(R⁵), or C₁₋₆alkylene-N(R⁴)C(O)R⁹. In certain

15 other embodiments, R⁷ is C₁₋₃hydroxyalkyl, methyl, ethyl, or C₁₋₃alkylene-N(H)C(O)-C₁₋₄alkyl.

[0090] Another aspect of the invention provides a compound represented by Formula III-A:



(III-A)

or a pharmaceutically acceptable salt or solvate thereof; wherein:

20 A is aryl, heteroaryl, or heterocycloalkyl; each of which is optionally substituted with 1, 2, or 3 substituents independently selected from the group consisting of halogen, hydroxyl, C₁₋₆alkyl, C₁₋₆haloalkyl, C₁₋₆alkoxy, and C₁₋₆haloalkoxy;

R¹ is hydrogen;

R² is -C(O)-phenyl substituted with 2 substituents independently selected from the

25 group consisting of halogen, C₁₋₆alkyl, and C₁₋₆haloalkyl, wherein the substituents are located at the ortho positions of the phenyl ring;

R³ is hydrogen;

- 29 -

R⁴ and R⁵ each represent independently for each occurrence hydrogen or C₁₋₆alkyl; or R⁴ and R⁵ taken together with the nitrogen atom to which they are attached form a 3-7 membered heterocyclic ring;

R⁶ represents independently for each occurrence hydrogen or C₁₋₆alkyl;

5 R⁷ is hydrogen, hydroxyl, C₁₋₆hydroxyalkyl, C₁₋₆alkyl, C₁₋₆haloalkyl, -CO₂R⁶, C₁₋₆alkylene-CO₂R⁶, C₁₋₄hydroxyalkylene-CO₂R⁶, -N(R⁴)(R⁵), C₁₋₆alkylene-N(R⁴)(R⁵), C₁₋₆hydroxyalkylene-N(R⁴)(R⁵), -N(R⁴)C(O)R⁹, C₁₋₆alkylene-N(R⁴)C(O)R⁹, C₁₋₆alkylene-C(O)N(R⁴)(R⁵), -N(R⁴)CO₂-C₁₋₆alkyl, or C₁₋₆alkylene-N(R⁴)(C(O)N(R⁴)(R⁵)); or R⁷ is heterocycloalkyl or C₁₋₄alkylene-heterocycloalkyl, wherein the heterocycloalkyl is optionally
 10 substituted with 1, 2, or 3 substituents independently selected from the group consisting of oxo, halogen, hydroxyl, C₁₋₆alkyl, C₁₋₆haloalkyl, C₁₋₆hydroxyalkyl, C₁₋₆alkoxy, and C₁₋₆haloalkoxy;

R⁹ is hydrogen, C₁₋₆alkyl, C₁₋₆hydroxyalkyl, C₁₋₆alkylene-N(R⁴)(R⁵), or C₁₋₆alkylene-N(R⁴)C(O)-C₁₋₆alkyl; and

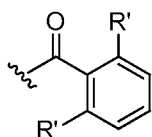
m and p each represent independently for each occurrence 0, 1, or 2.

15 **[0091]** In certain embodiments, A is aryl or heteroaryl; each of which is optionally substituted with 1, 2, or 3 substituents independently selected from the group consisting of halogen, hydroxyl, C₁₋₆alkyl, C₁₋₆haloalkyl, C₁₋₆alkoxy, and C₁₋₆haloalkoxy. In certain other embodiments, A is aryl optionally substituted with 1, 2, or 3 substituents independently selected from the group consisting of halogen, C₁₋₆alkyl, C₁₋₆haloalkyl, C₁₋₆alkoxy, and C₁₋₆haloalkoxy.
 20 haloalkoxy. In certain other embodiments, A is phenyl optionally substituted with 1, 2, or 3 substituents independently selected from the group consisting of halogen, C₁₋₆alkyl, C₁₋₆haloalkyl, C₁₋₆alkoxy, and C₁₋₆haloalkoxy. In certain other embodiments, A is phenyl optionally substituted with 1, 2, or 3 substituents independently selected from the group consisting of halogen and C₁₋₆haloalkyl. In certain embodiments, at least one substituent is
 25 attached at the meta-position of the phenyl ring.

[0092] In certain other embodiments, A is heterocycloalkyl optionally substituted with 1, 2, or 3 substituents independently selected from the group consisting of halogen, C₁₋₆alkyl, C₁₋₆haloalkyl, C₁₋₆alkoxy, and C₁₋₆haloalkoxy. In certain embodiments, A is piperidine or pyrrolidine, each of which is optionally substituted with 1, 2, or 3 substituents independently
 30 selected from the group consisting of halogen, C₁₋₆alkyl, C₁₋₆haloalkyl, C₁₋₆alkoxy, and C₁₋₆haloalkoxy.

- 30 -

[0093] In certain embodiments, R² is represented by:

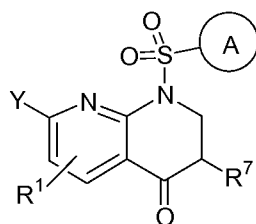


wherein each R' is independently fluoro, chloro, or C₁₋₆haloalkyl.

[0094] In certain embodiments, R⁷ is hydrogen. In certain other embodiments, R⁷ is C₁₋₆hydroxyalkyl, C₁₋₆alkyl, C₁₋₆haloalkyl, -CO₂R⁶, C₁₋₆alkylene-CO₂R⁶, C₁₋₆hydroxyalkylene-CO₂R⁶, -N(R⁴)(R⁵), C₁₋₆alkylene-N(R⁴)(R⁵), C₁₋₆hydroxyalkylene-N(R⁴)(R⁵), -N(R⁴)C(O)R⁹, C₁₋₆alkylene-N(R⁴)C(O)R⁹, C₁₋₆alkylene-C(O)N(R⁴)(R⁵), -N(R⁴)CO₂-C₁₋₆alkyl, or -N(R⁴)C(O)R⁹. In certain other embodiments, R⁷ is C₁₋₆hydroxyalkyl, C₁₋₆alkyl, C₁₋₆alkylene-CO₂R⁶, C₁₋₆alkylene-N(R⁴)(R⁵), or C₁₋₆alkylene-N(R⁴)C(O)R⁹. In certain other

10 embodiments, R⁷ is C₁₋₃hydroxyalkyl, methyl, ethyl, or C₁₋₃alkylene-N(H)C(O)-C₁₋₄alkyl.

[0095] Another aspect of the invention provides a compound represented by Formula IV:



(IV)

or a pharmaceutically acceptable salt or solvate thereof; wherein:

- 15 A is aryl, aralkyl, heteroaryl, cycloalkyl, or heterocycloalkyl; each of which is optionally substituted with 1, 2, or 3 substituents independently selected from the group consisting of halogen, hydroxyl, C₁₋₆alkyl, C₁₋₆haloalkyl, C₁₋₆hydroxyalkyl, C₁₋₆alkoxy, C₁₋₆haloalkoxy, -N(R⁴)(R⁵), -CO₂R⁶, -C(O)R⁶, -CN, -C₁₋₄alkylene-C₁₋₄alkoxy, and -C₁₋₄alkylene-N(R⁴)(R⁵);
- 20 Y is -N(R²)(R³) or -O-aralkyl, wherein said aralkyl is optionally substituted with 1, 2, or 3 substituents independently selected from the group consisting of halogen, hydroxyl, C₁₋₆alkoxy, C₁₋₆haloalkoxy, C₁₋₆alkyl, C₁₋₆haloalkyl, -N(R⁴)(R⁵), -CN, -CO₂-C₁₋₆alkyl, -C(O)-C₁₋₆alkyl, -C(O)N(R⁴)(R⁵), -S(O)_pC₁₋₆alkyl, -SO₂N(R⁴)(R⁵), and -N(R⁴)SO₂(C₁₋₆alkyl);
- R¹ is hydrogen, halogen, or C₁₋₆alkyl;
- 25 R² is -C(O)-aryl, -C(O)-aralkyl, -C(O)-[C(R⁶)₂]_m-cycloalkyl, -C(O)-[C(R⁶)₂]_m-heterocyclyl, -C(O)-C₁₋₈alkyl, -C(O)-C₁₋₆alkylene-C₁₋₆alkoxy, -C(O)-C₁₋₆alkylene-cycloalkyl,

- 31 -

or -C(O)-C₁₋₆alkylene-heterocycloalkyl; each of which is optionally substituted with 1, 2, or 3 substituents independently selected from the group consisting of halogen, hydroxyl, C₁₋₆alkoxy, C₁₋₆haloalkoxy, C₁₋₆alkyl, C₁₋₆haloalkyl, -N(R⁴)(R⁵), -CN, -CO₂-C₁₋₆alkyl, -C(O)-C₁₋₆alkyl, -C(O)N(R⁴)(R⁵), -S(O)_pC₁₋₆alkyl, -SO₂N(R⁴)(R⁵), and -N(R⁴)SO₂(C₁₋₆alkyl);

5 R³ is hydrogen or C₁₋₆alkyl;

R⁴ and R⁵ each represent independently for each occurrence hydrogen or C₁₋₆alkyl; or R⁴ and R⁵ taken together with the nitrogen atom to which they are attached form a 3-7 membered heterocyclic ring;

R⁶ represents independently for each occurrence hydrogen or C₁₋₆alkyl;

10 R⁷ is hydrogen, hydroxyl, C₁₋₆hydroxyalkyl, C₁₋₆alkyl, C₁₋₆haloalkyl, -CO₂R⁶, C₁₋₆alkylene-CO₂R⁶, C₁₋₄hydroxyalkylene-CO₂R⁶, -N(R⁴)(R⁵), C₁₋₆alkylene-N(R⁴)(R⁵), C₁₋₆hydroxyalkylene-N(R⁴)(R⁵), -N(R⁴)C(O)R⁹, C₁₋₆alkylene-N(R⁴)C(O)R⁹, C₁₋₆alkylene-C(O)N(R⁴)(R⁵), -N(R⁴)CO₂-C₁₋₆alkyl, or C₁₋₆alkylene-N(R⁴)(C(O)N(R⁴)(R⁵)); or R⁷ is heterocycloalkyl or C₁₋₄alkylene-heterocycloalkyl, wherein the heterocycloalkyl is optionally substituted with 1, 2, or 3 substituents independently selected from the group consisting of oxo, halogen, hydroxyl, C₁₋₆alkyl, C₁₋₆haloalkyl, C₁₋₆hydroxyalkyl, C₁₋₆alkoxy, and C₁₋₆haloalkoxy;

15

R⁹ is hydrogen, C₁₋₆alkyl, C₁₋₆hydroxyalkyl, C₁₋₆alkylene-N(R⁴)(R⁵), or C₁₋₆alkylene-N(R⁴)C(O)-C₁₋₆alkyl; and

m and p each represent independently for each occurrence 0, 1, or 2.

20 **[0096]** In certain embodiments, A is aryl or heteroaryl; each of which is optionally substituted with 1, 2, or 3 substituents independently selected from the group consisting of halogen, C₁₋₆alkyl, C₁₋₆haloalkyl, C₁₋₆alkoxy, and C₁₋₆haloalkoxy. In certain other embodiments, A is aryl optionally substituted with 1, 2, or 3 substituents independently selected from the group consisting of halogen, C₁₋₆alkyl, C₁₋₆haloalkyl, C₁₋₆alkoxy, and C₁₋₆haloalkoxy. In certain other embodiments, A is phenyl optionally substituted with 1, 2, or 3 substituents independently selected from the group consisting of halogen, C₁₋₆alkyl, C₁₋₆haloalkyl, C₁₋₆alkoxy, and C₁₋₆haloalkoxy. In certain other embodiments, A is phenyl optionally substituted with 1, 2, or 3 substituents independently selected from the group consisting of halogen and C₁₋₆haloalkyl. In certain embodiments, at least one substituent is attached at the meta-position of the phenyl ring.

25

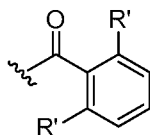
30

[0097] In certain other embodiments, A is heterocycloalkyl optionally substituted with 1, 2, or 3 substituents independently selected from the group consisting of halogen, C₁₋₆alkyl, C₁₋

- 32 -

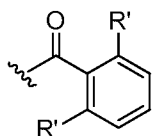
₆haloalkyl, C₁₋₆alkoxy, and C₁₋₆haloalkoxy. In certain embodiments, A is piperidine or pyrrolidine, each of which is optionally substituted with 1, 2, or 3 substituents independently selected from the group consisting of halogen, C₁₋₆alkyl, C₁₋₆haloalkyl, C₁₋₆alkoxy, and C₁₋₆haloalkoxy.

- 5 **[0098]** In certain embodiments, Y is -N(R²)(R³). In certain embodiments, Y is -O-aralkyl optionally substituted with 1, 2, or 3 substituents independently selected from the group consisting of halogen, hydroxyl, C₁₋₆alkoxy, C₁₋₆haloalkoxy, C₁₋₆alkyl, C₁₋₆haloalkyl, -N(R⁴)(R⁵), -CN, -CO₂-C₁₋₆alkyl, -C(O)-C₁₋₆alkyl, -C(O)N(R⁴)(R⁵), -S(O)_pC₁₋₆alkyl, -SO₂N(R⁴)(R⁵), and -N(R⁴)SO₂(C₁₋₆alkyl). In certain other embodiments, Y is -O-aralkyl
- 10 optionally substituted with 1, 2, or 3 substituents independently selected from the group consisting of halogen, hydroxyl, C₁₋₆alkoxy, C₁₋₆haloalkoxy, C₁₋₆alkyl, C₁₋₆haloalkyl, -N(R⁴)(R⁵), -CN, -CO₂-C₁₋₆alkyl, and -C(O)-C₁₋₆alkyl. In certain other embodiments, Y is -O-benzyl optionally substituted with 1, 2, or 3 substituents independently selected from the group consisting of halogen, C₁₋₆alkyl, and C₁₋₆haloalkyl.
- 15 **[0099]** In certain embodiments, R¹ is hydrogen.
- [00100]** In certain embodiments, R² is -C(O)-aryl or -C(O)-aralkyl; each of which is optionally substituted with 1, 2, or 3 substituents independently selected from the group consisting of halogen, hydroxyl, C₁₋₆alkoxy, C₁₋₆haloalkoxy, C₁₋₆alkyl, and C₁₋₆haloalkyl. In certain other embodiments, R² is -C(O)-aryl or -C(O)-aralkyl; each of which is substituted with
- 20 2 substituents independently selected from the group consisting of halogen, hydroxyl, C₁₋₆alkoxy, C₁₋₆haloalkoxy, C₁₋₆alkyl, and C₁₋₆haloalkyl, and said substituents are located at the ortho-positions of the aromatic ring. In certain other embodiments, R² is -C(O)-phenyl or -C(O)-benzyl; each of which is optionally substituted with 1, 2, or 3 substituents independently selected from the group consisting of halogen, hydroxyl, C₁₋₆alkoxy, C₁₋₆haloalkoxy, C₁₋₆alkyl, and C₁₋₆haloalkyl. In certain other embodiments, R² is -C(O)-phenyl or -C(O)-benzyl; each of
- 25 which is optionally substituted with 1, 2, or 3 substituents independently selected from the group consisting of halogen, C₁₋₆alkyl, and C₁₋₆haloalkyl. In certain other embodiments, R² is represented by:



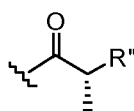
- 33 -

wherein each R' is independently halogen, hydroxyl, C₁₋₆alkoxy, C₁₋₆haloalkoxy, C₁₋₆alkyl, or C₁₋₆haloalkyl. In certain other embodiments, R² is represented by:



wherein each R' is independently halogen, C₁₋₆alkyl, or C₁₋₆haloalkyl.

5 [00101] In certain embodiments, R² is represented by:

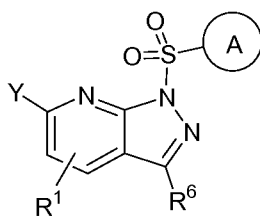


wherein R'' is C₁₋₆alkyl, aryl, or heterocyclyl, each of which is optionally substituted with 1, 2, or 3 substituents independently selected from the group consisting of halogen, hydroxyl, C₁₋₆alkoxy, C₁₋₆haloalkoxy, C₁₋₆alkyl, C₁₋₆haloalkyl, -N(R⁴)(R⁵), -CN, -CO₂-C₁₋₆alkyl, -C(O)-C₁₋₆alkyl, -C(O)N(R⁴)(R⁵), -S(O)_p-C₁₋₆alkyl, -SO₂N(R⁴)(R⁵), and -N(R⁴)SO₂(C₁₋₆alkyl). In certain
 10 embodiments, R'' is phenyl optionally substituted with 1, 2, or 3 substituents independently selected from the group consisting of halogen, C₁₋₆alkyl, and C₁₋₆haloalkyl.

[00102] In certain embodiments, R³ is hydrogen.

[00103] In certain embodiments, R⁷ is hydrogen. In certain other embodiments R⁷ is
 15 hydroxyl, C₁₋₆hydroxyalkyl, C₁₋₆alkyl, C₁₋₆haloalkyl, -CO₂R⁶, C₁₋₆alkylene-CO₂R⁶, C₁₋₆hydroxyalkylene-CO₂R⁶, -N(R⁴)(R⁵), C₁₋₆alkylene-N(R⁴)(R⁵), C₁₋₆hydroxyalkylene-N(R⁴)(R⁵), -N(R⁴)C(O)R⁹, C₁₋₆alkylene-N(R⁴)C(O)R⁹, C₁₋₆alkylene-C(O)N(R⁴)(R⁵), -N(R⁴)CO₂-C₁₋₆alkyl, or -N(R⁴)C(O)R⁹. In certain other embodiments, R⁷ is C₁₋₆hydroxyalkyl, C₁₋₆alkyl, C₁₋₆alkylene-CO₂R⁶, -N(R⁴)(R⁵), C₁₋₆alkylene-N(R⁴)(R⁵), or C₁₋₆alkylene-N(R⁴)C(O)R⁹. In certain
 20 other embodiments, R⁷ is C₁₋₃hydroxyalkyl, methyl, ethyl, or C₁₋₃alkylene-N(H)C(O)-C₁₋₄alkyl.

[00104] Another aspect of the invention provides a compound of Formula V:



(V)

- 34 -

or a pharmaceutically acceptable salt or solvate thereof; wherein:

A is aryl, aralkyl, heteroaryl, cycloalkyl, or heterocycloalkyl; each of which is optionally substituted with 1, 2, or 3 substituents independently selected from the group consisting of halogen, hydroxyl, C₁₋₆alkyl, C₁₋₆haloalkyl, C₁₋₆hydroxyalkyl, C₁₋₆alkoxy, C₁₋₆haloalkoxy, -N(R⁴)(R⁵), -CO₂R⁶, -C(O)R⁶, -CN, -C₁₋₄alkylene-C₁₋₄alkoxy, and -C₁₋₄alkylene-N(R⁴)(R⁵);

Y is -N(R²)(R³) or -O-aralkyl, wherein said aralkyl is optionally substituted with 1, 2, or 3 substituents independently selected from the group consisting of halogen, hydroxyl, C₁₋₆alkoxy, C₁₋₆haloalkoxy, C₁₋₆alkyl, C₁₋₆haloalkyl, -N(R⁴)(R⁵), -CN, -CO₂-C₁₋₆alkyl, -C(O)-C₁₋₆alkyl, -C(O)N(R⁴)(R⁵), -S(O)_pC₁₋₆alkyl, -SO₂N(R⁴)(R⁵), and -N(R⁴)SO₂(C₁₋₆alkyl);

R¹ is hydrogen, halogen, or C₁₋₆alkyl;

R² is -C(O)-aryl, -C(O)-aralkyl, -C(O)-[C(R⁶)₂]_m-cycloalkyl, -C(O)-[C(R⁶)₂]_m-heterocyclyl, -C(O)-C₁₋₈alkyl, -C(O)-C₁₋₆alkylene-C₁₋₆alkoxy, -C(O)-C₁₋₆alkylene-cycloalkyl, or -C(O)-C₁₋₆alkylene-heterocycloalkyl; each of which is optionally substituted with 1, 2, or 3 substituents independently selected from the group consisting of halogen, hydroxyl, C₁₋₆alkoxy, C₁₋₆haloalkoxy, C₁₋₆alkyl, C₁₋₆haloalkyl, -N(R⁴)(R⁵), -CN, -CO₂-C₁₋₆alkyl, -C(O)-C₁₋₆alkyl, -C(O)N(R⁴)(R⁵), -S(O)_pC₁₋₆alkyl, -SO₂N(R⁴)(R⁵), and -N(R⁴)SO₂(C₁₋₆alkyl);

R³ is hydrogen or C₁₋₆alkyl;

R⁴ and R⁵ each represent independently for each occurrence hydrogen or C₁₋₆alkyl; or R⁴ and R⁵ taken together with the nitrogen atom to which they are attached form a 3-7 membered heterocyclic ring;

R⁶ represents independently for each occurrence hydrogen or C₁₋₆alkyl; and

m and p each represent independently for each occurrence 0, 1, or 2.

[00105] In certain embodiments, A is aryl or heteroaryl; each of which is optionally substituted with 1, 2, or 3 substituents independently selected from the group consisting of halogen, C₁₋₆alkyl, C₁₋₆haloalkyl, C₁₋₆alkoxy, and C₁₋₆haloalkoxy. In certain other embodiments, A is aryl optionally substituted with 1, 2, or 3 substituents independently selected from the group consisting of halogen, C₁₋₆alkyl, C₁₋₆haloalkyl, C₁₋₆alkoxy, and C₁₋₆haloalkoxy. In certain other embodiments, A is phenyl optionally substituted with 1, 2, or 3 substituents independently selected from the group consisting of halogen, C₁₋₆alkyl, C₁₋₆haloalkyl, C₁₋₆alkoxy, and C₁₋₆haloalkoxy. In certain other embodiments, A is phenyl optionally substituted with 1, 2, or 3 substituents independently selected from the group

- 35 -

consisting of halogen and C₁₋₆haloalkyl. In certain embodiments, at least one substituent is attached at the meta-position of the phenyl ring.

[00106] In certain other embodiments, A is heterocycloalkyl optionally substituted with 1, 2, or 3 substituents independently selected from the group consisting of halogen, C₁₋₆alkyl, C₁₋₆haloalkyl, C₁₋₆alkoxy, and C₁₋₆haloalkoxy. In certain embodiments, A is piperidine or pyrrolidine, each of which is optionally substituted with 1, 2, or 3 substituents independently selected from the group consisting of halogen, C₁₋₆alkyl, C₁₋₆haloalkyl, C₁₋₆alkoxy, and C₁₋₆haloalkoxy.

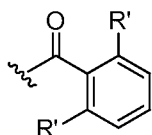
[00107] In certain embodiments, Y is -N(R²)(R³). In certain embodiments, Y is -O-aralkyl optionally substituted with 1, 2, or 3 substituents independently selected from the group consisting of halogen, hydroxyl, C₁₋₆alkoxy, C₁₋₆haloalkoxy, C₁₋₆alkyl, C₁₋₆haloalkyl, -N(R⁴)(R⁵), -CN, -CO₂-C₁₋₆alkyl, -C(O)-C₁₋₆alkyl, -C(O)N(R⁴)(R⁵), -S(O)_pC₁₋₆alkyl, -SO₂N(R⁴)(R⁵), and -N(R⁴)SO₂(C₁₋₆alkyl). In certain other embodiments, Y is -O-aralkyl optionally substituted with 1, 2, or 3 substituents independently selected from the group consisting of halogen, hydroxyl, C₁₋₆alkoxy, C₁₋₆haloalkoxy, C₁₋₆alkyl, C₁₋₆haloalkyl, -N(R⁴)(R⁵), -CN, -CO₂-C₁₋₆alkyl, and -C(O)-C₁₋₆alkyl. In certain other embodiments, Y is -O-benzyl optionally substituted with 1, 2, or 3 substituents independently selected from the group consisting of halogen, C₁₋₆alkyl, and C₁₋₆haloalkyl.

[00108] In certain embodiments, R¹ is hydrogen.

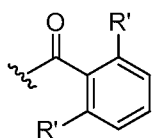
[00109] In certain embodiments, R² is -C(O)-aryl or -C(O)-aralkyl; each of which is optionally substituted with 1, 2, or 3 substituents independently selected from the group consisting of halogen, hydroxyl, C₁₋₆alkoxy, C₁₋₆haloalkoxy, C₁₋₆alkyl, and C₁₋₆haloalkyl. In certain other embodiments, R² is -C(O)-aryl or -C(O)-aralkyl; each of which is substituted with 2 substituents independently selected from the group consisting of halogen, hydroxyl, C₁₋₆alkoxy, C₁₋₆haloalkoxy, C₁₋₆alkyl, and C₁₋₆haloalkyl, and said substituents are located at the ortho-positions of the aromatic ring. In certain other embodiments, R² is -C(O)-phenyl or -C(O)-benzyl; each of which is optionally substituted with 1, 2, or 3 substituents independently selected from the group consisting of halogen, hydroxyl, C₁₋₆alkoxy, C₁₋₆haloalkoxy, C₁₋₆alkyl, and C₁₋₆haloalkyl. In certain other embodiments, R² is -C(O)-phenyl or -C(O)-benzyl; each of which is optionally substituted with 1, 2, or 3 substituents independently selected from the

- 36 -

group consisting of halogen, C₁₋₆alkyl, and C₁₋₆haloalkyl. In certain other embodiments, R² is represented by:

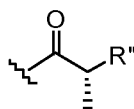


wherein each R' is independently halogen, hydroxyl, C₁₋₆alkoxy, C₁₋₆haloalkoxy, C₁₋₆alkyl, or C₁₋₆haloalkyl. In certain other embodiments, R² is represented by:



wherein each R' is independently halogen, C₁₋₆alkyl, or C₁₋₆haloalkyl.

[00110] In certain embodiments, R² is represented by:



wherein R'' is C₁₋₆alkyl, aryl, or heterocyclyl, each of which is optionally substituted with 1, 2, or 3 substituents independently selected from the group consisting of halogen, hydroxyl, C₁₋₆alkoxy, C₁₋₆haloalkoxy, C₁₋₆alkyl, C₁₋₆haloalkyl, -N(R⁴)(R⁵), -CN, -CO₂-C₁₋₆alkyl, -C(O)-C₁₋₆alkyl, -C(O)N(R⁴)(R⁵), -S(O)_p-C₁₋₆alkyl, -SO₂N(R⁴)(R⁵), and -N(R⁴)SO₂(C₁₋₆alkyl). In certain embodiments, R'' is phenyl optionally substituted with 1, 2, or 3 substituents independently selected from the group consisting of halogen, C₁₋₆alkyl, and C₁₋₆haloalkyl.

[00111] In certain embodiments, R³ is hydrogen.

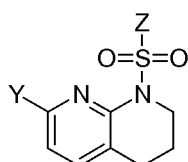
[00112] In certain embodiments, R⁷ is hydrogen. In certain other embodiments R⁷ is hydroxyl, C₁₋₆hydroxyalkyl, C₁₋₆alkyl, C₁₋₆haloalkyl, -CO₂R⁶, C₁₋₆alkylene-CO₂R⁶, C₁₋₄hydroxyalkylene-CO₂R⁶, -N(R⁴)(R⁵), C₁₋₆alkylene-N(R⁴)(R⁵), C₁₋₆hydroxyalkylene-N(R⁴)(R⁵), -N(R⁴)C(O)R⁹, C₁₋₆alkylene-N(R⁴)C(O)R⁹, C₁₋₆alkylene-C(O)N(R⁴)(R⁵), -N(R⁴)CO₂-C₁₋₆alkyl, or -N(R⁴)C(O)R⁹. In certain other embodiments, R⁷ is C₁₋₆hydroxyalkyl, C₁₋₆alkyl, C₁₋₆alkylene-CO₂R⁶, -N(R⁴)(R⁵), C₁₋₆alkylene-N(R⁴)(R⁵), or C₁₋₆alkylene-N(R⁴)C(O)R⁹. In certain other embodiments, R⁷ is C₁₋₃hydroxyalkyl, methyl, ethyl, or C₁₋₃alkylene-N(H)C(O)-C₁₋₄alkyl.

[00113] The definitions of variables in Formulae I through V above encompass multiple chemical groups. The application contemplates embodiments where, for example, i) the

definition of a variable is a single chemical group selected from those chemical groups set forth above, ii) the definition is a collection of two or more of the chemical groups selected from those set forth above, and iii) the compound is defined by a combination of variables in which the variables are defined by (i) or (ii).

- 5 [00114] In certain other embodiments, the compound is one of the compounds listed in Tables 1-3 below or a pharmaceutically acceptable salt thereof.

TABLE 1.

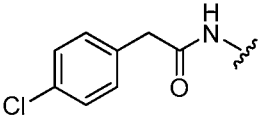
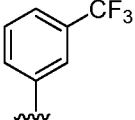
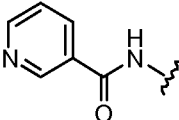
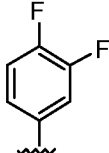
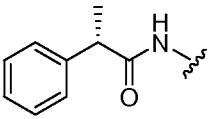
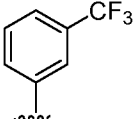
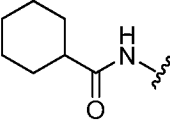
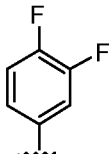
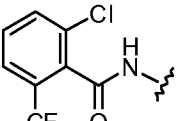
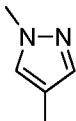
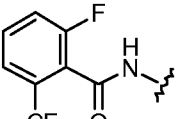
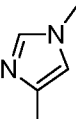
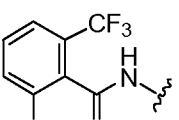
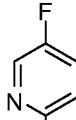
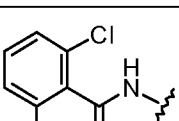

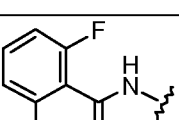
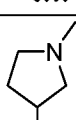
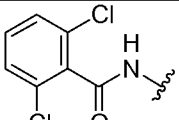
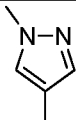


No.	Y	Z
I-1		
I-2		
I-3		
I-4		
I-5		
I-6		

- 38 -

No.	Y	Z
I-7		
I-8		
I-9		
I-10		
I-11		
I-12		
I-13		
I-14		
I-15		
I-16		

- 39 -

No.	Y	Z
I-17		
I-18		
I-19		
I-20		
I-21		
I-22		
I-23		
I-24		
I-25		
I-26		

No.	Y	Z
I-27		
I-28		
I-29		
I-30		
I-31		
I-32		
I-33		
I-34		
I-35		
I-36		

- 41 -

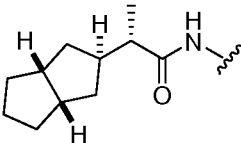
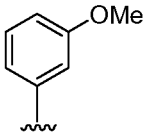
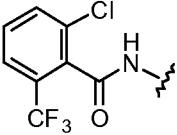
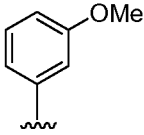
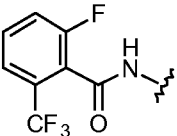
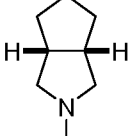
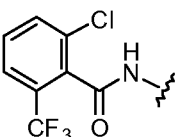
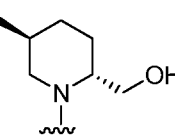
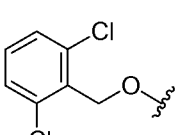
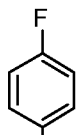
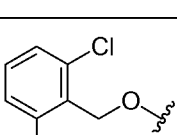
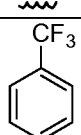
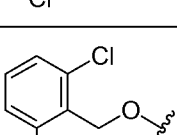
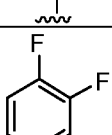
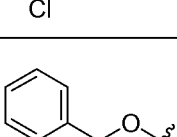
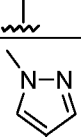
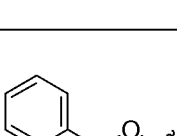
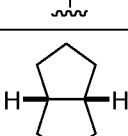
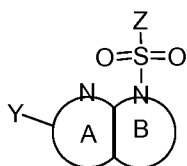

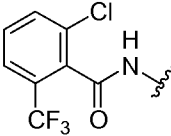
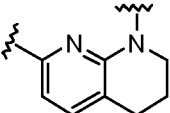
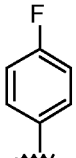
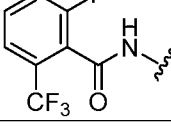
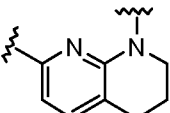
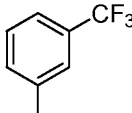
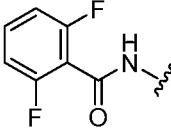
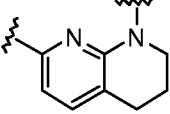
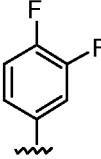
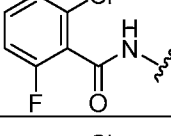
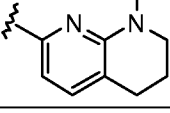
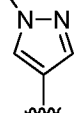
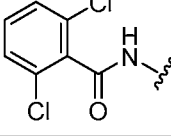
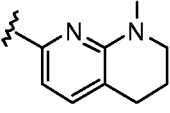
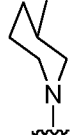
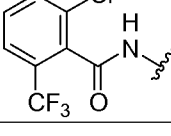
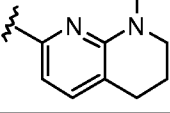
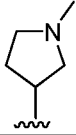
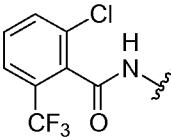
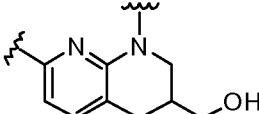
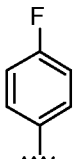
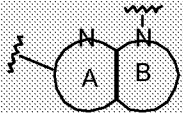
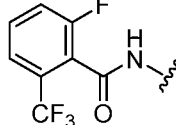
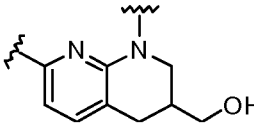
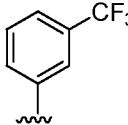
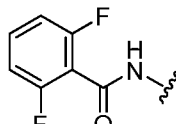
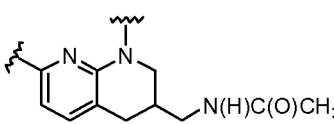
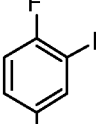
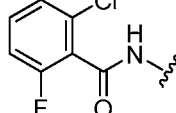
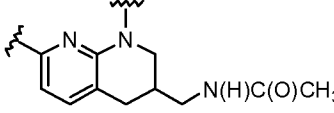

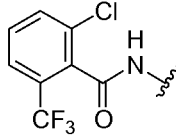
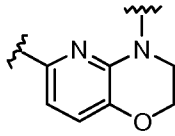
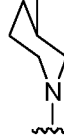
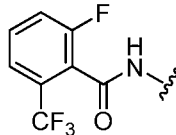
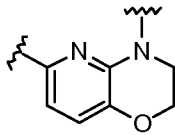
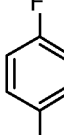
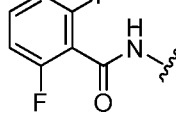
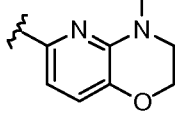
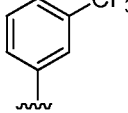
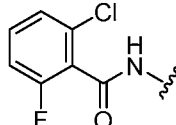
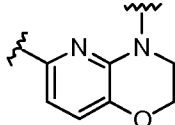
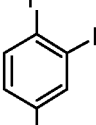
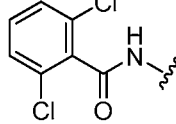
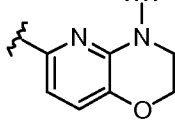

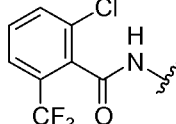
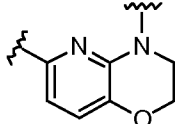
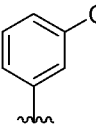
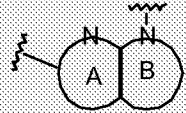
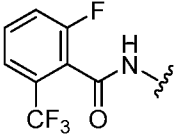
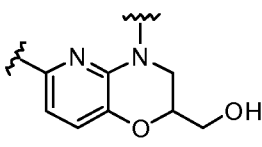
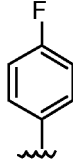
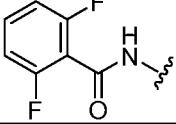
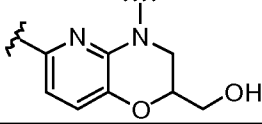
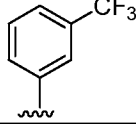
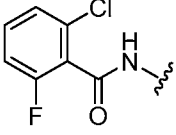
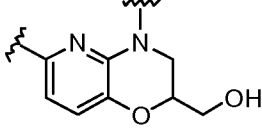
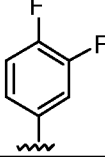
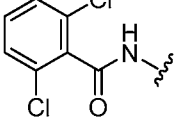
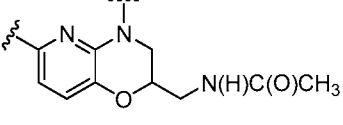

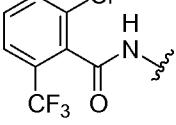
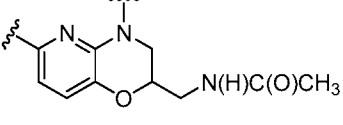
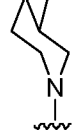
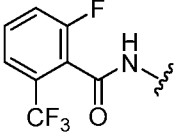
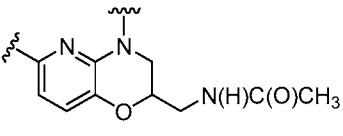
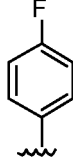
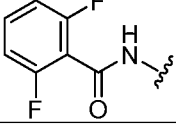
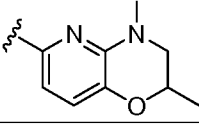
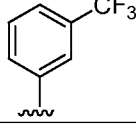
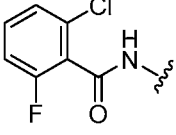
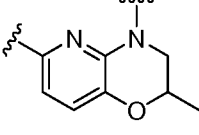
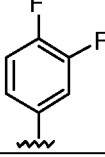
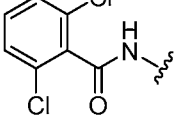
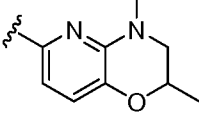

No.	Y	Z
I-37		
I-38		
I-39		
I-40		
I-41		
I-42		
I-43		
I-44		
I-45		

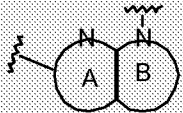
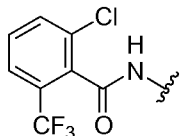
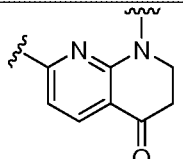
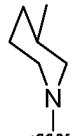
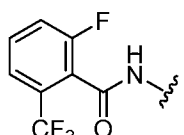
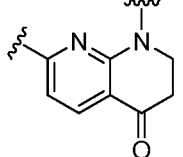
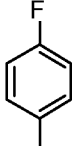
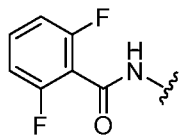
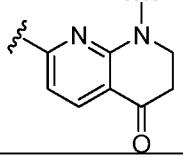
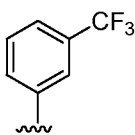
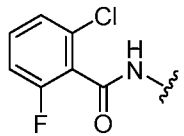
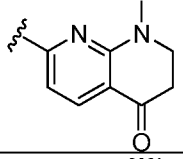
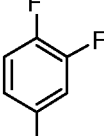
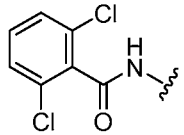
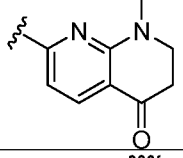
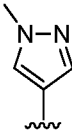
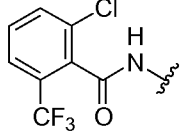
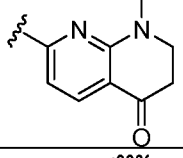
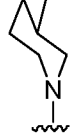
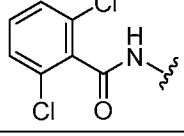
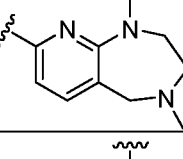

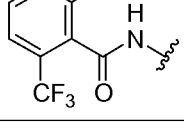
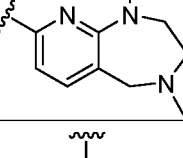
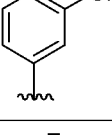
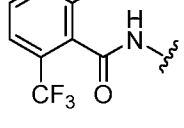
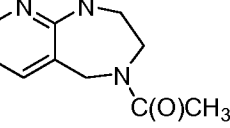
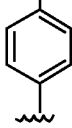
TABLE 2.



No.	Y		Z
II-1			
II-2			
II-3			
II-4			
II-5			
II-6			
II-7			

No.	Y		Z
II-8			
II-9			
II-10			
II-11			
II-12			
II-13			
II-14			
II-15			
II-16			

No.	Y		Z
II-17			
II-18			
II-19			
II-20			
II-21			
II-22			
II-23			
II-24			
II-25			

No.	Y		Z
II-26			
II-27			
II-28			
II-29			
II-30			
II-31			
II-32			
II-33			
II-34			

- 46 -

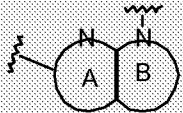
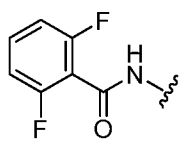
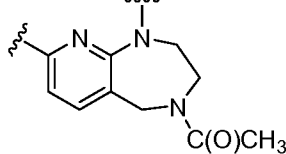
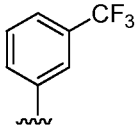
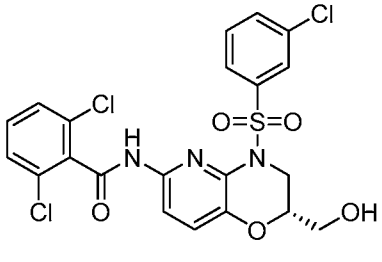
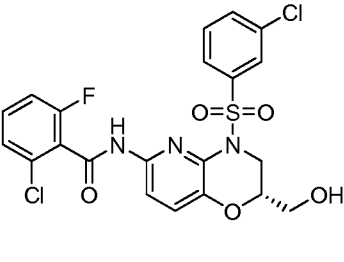
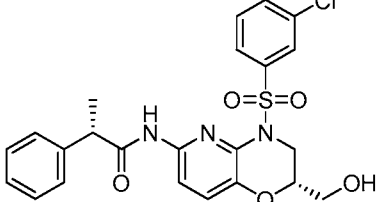
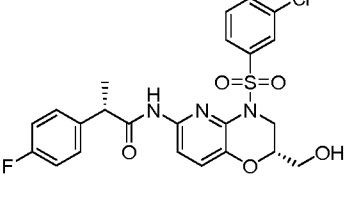
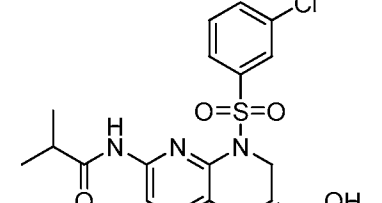
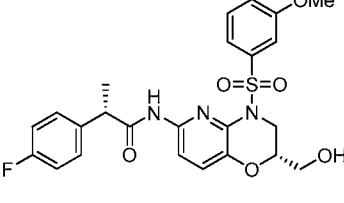
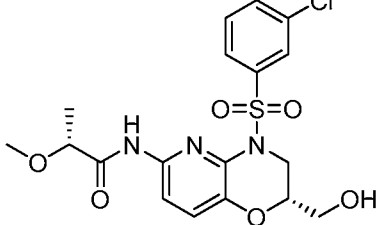
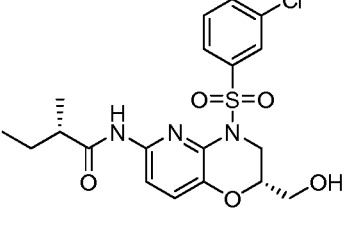
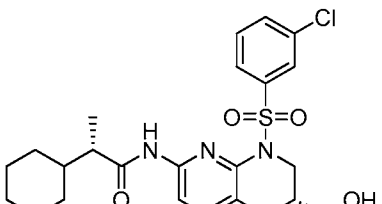
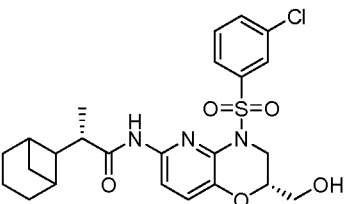
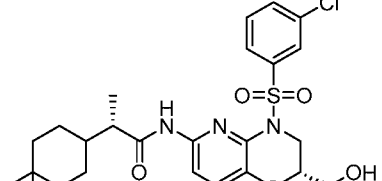
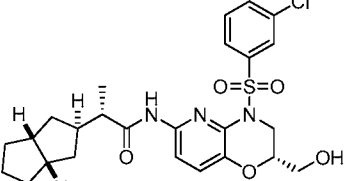
No.	Y		Z
II-35			

TABLE 3.

No.	Compound	No.	Compound
III-1		III-7	
III-2		III-8	
III-3		III-9	
III-4		III-10	
III-5		III-11	
III-6		III-12	

No.	Compound
III-13	
III-14	
III-15	
III-16	
III-17	

No.	Compound
III-18	
III-19	
III-20	
III-21	
III-22	

No.	Compound
III-23	
III-24	
III-25	
III-26	
III-27	
III-28	

No.	Compound
III-29	
III-30	
III-31	
III-32	
III-33	
III-34	

No.	Compound
III-35	
III-36	
III-37	
III-38	
III-39	
III-40	

No.	Compound
III-41	
III-42	
III-43	
III-44	
III-45	
III-46	

No.	Compound	No.	Compound
III-47		III-50	
III-48		III-51	
III-49		III-52	

[00115] Methods for preparing compounds described herein are illustrated in the following synthetic schemes. The schemes are given for the purpose of illustrating the invention, and are not intended to limit the scope or spirit of the invention. Starting materials shown in the schemes can be obtained from commercial sources or be prepared based on procedures described in the literature.

[00116] The synthetic route illustrated in Scheme 1 is a general method for preparing amide-substituted 5,6,7,8-tetrahydro[1,8]naphthyridine compounds. Reaction of diaminopyridine **A** with a mixture of an acid and substituted dimethylaminoacrolein **B** provides amino-1,8-naphthyridine **C**. Alternatively, amino-1,8-naphthyridine **C** can be prepared by reacting diaminopyridine **A** with 1,3-dicarbonyl compound **B1** (See, for example, Reichart *et al.* in *Tet. Lett.* **1977**, *24*, 2087-90; Eva, E. *et al.* *J. Het. Chem.* **1976**, *13*, 841-844, and Bernstein *et al.* *J. Amer. Chem. Soc.* **1947**, *69*, 1151-1158) or substituted vinamidinium salt **B2** (See, for example, Norma *et al.* in *Synthesis* **2001**, *9*, 1351-1355).

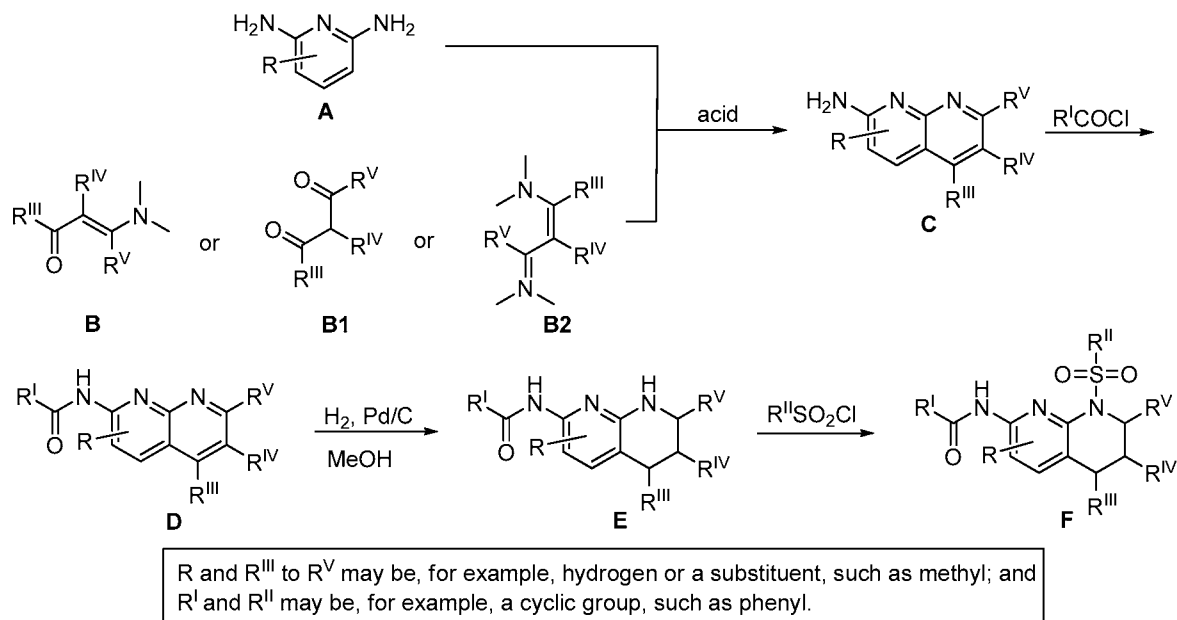
- 52 -

[00117] Reaction of amino-1,8-naphthyridine **C** with an acylating reagent (e.g., an acid chloride) provides amido-1,8-naphthyridine **D**. Reduction of amido-1,8-naphthyridine **D** by hydrogenation provides amido-tetrahydro-1,8-naphthyridine **E**, which can be reacted with a sulphonyl chloride or sulfamoyl chloride to provide the final sulfonamide-tetrahydro-1,8-naphthyridine **F**.

[00118] The reaction procedures in Scheme 1 are contemplated to be amenable to preparing a wide variety of amide-substituted tetrahydro[1,8]naphthyridine compounds having different substituents at the R through R^V positions. For example, numerous substituted 2,6-diaminopyridines are known in the literature and/or are commercially available. Furthermore, if a functional group that is part of the R-R^V group would not be amenable to a reaction condition described in Scheme 1, it is contemplated that the functional group can first be protected using standard protecting group chemistry and strategies, and then the protecting group is removed after completing the desired synthetic transformation. See, for example, Greene, T.W.; Wuts, P.G.M. *Protective Groups in Organic Synthesis*, 2nd ed.; Wiley: New York, 1991, for further description of protecting chemistry and strategies. In certain other embodiments, a functional group in substituent R through R^V in tetrahydro[1,8]naphthyridine **F** can be converted to another functional group using standard functional group manipulation procedures known in the art. See, for example, "Comprehensive Organic Synthesis" (B.M. Trost & I. Fleming, eds., 1991-1992)

- 53 -

SCHEME 1.

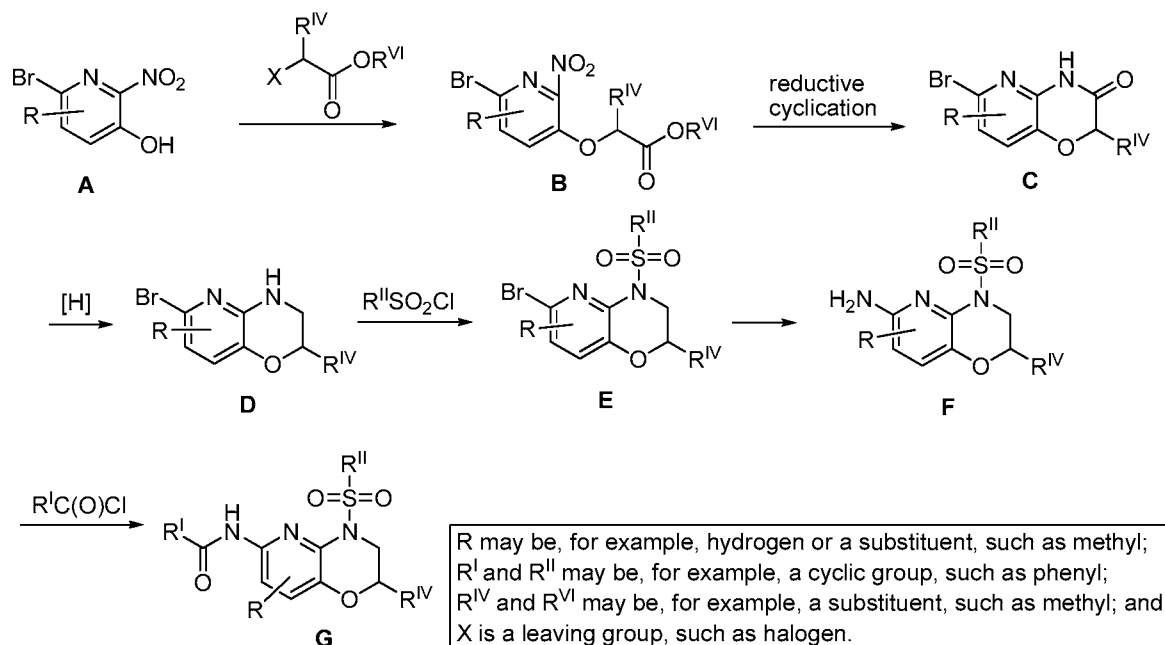


[00119] Scheme 2 illustrates a general method for preparing amido-dihydro-2*H*-pyrido[3,2-
 5 *b*][1,4]oxazines. Alkylation of nitro-hydroxy-pyridine **A** with a 2-haloester provides pyridinyl
 ether **B**. Conversion of nitro-hydroxy-pyridine **A** to pyridinyl ether **B** can also be carried out
 by Mitsunobu alkylation of a 2-hydroxyester. Next, reductive cyclization of pyridinyl ether **B**
 affords 4*H*-pyrido[3,2-*b*][1,4]oxazine-3-one **C**. Reduction of the amide using, for example, a
 hydride (e.g., a borane or lithium aluminum hydride) provides dihydro-2*H*-pyrido[3,2-
 10 *b*][1,4]oxazine **D**. Treatment of oxazine **D** with a sulphonyl chloride or sulfamoyl chloride
 provides sulfonamido-bromo-dihydro-2*H*-pyrido[3,2-*b*][1,4]oxazine **E**.

[00120] Bromo-dihydro-2*H*-pyrido[3,2-*b*][1,4]oxazine **E** can be converted to amino-dihydro-
 2*H*-pyrido[3,2-*b*][1,4]oxazine **F** using procedures known in the art, such as (1) Ullmann CuSO₄
 15 mediated addition of ammonia (Hauser *et al.* in *J. Org. Chem.* **1950**, *15*, 1224-1232); (2) Pd-
 mediated addition of a carbamate (Bhagwanth *et al.* in *J. Org. Chem.* **2009**, *74*, 4634-4637)
 followed by deprotection; (3) Pd-mediated addition of hexamethyldisilazide (Stefko *et al.* in *J.*
Org. Chem. **2011**, *76*, 6619-6635), and (4) Pd-mediated addition of diphenylmethanimine
 followed by deprotection with acid (Grasa *et al.* in *J. Org. Chem.* **2001**, *66*, 7729-7737).
 Reaction of amine **F** with an acid chloride provides amide **G**. It is understood that an acid
 20 (R^ICO₂H) and amide-coupling reagent can be used in lieu of the acid chloride in the step used
 to produce amide **G**.

- 54 -

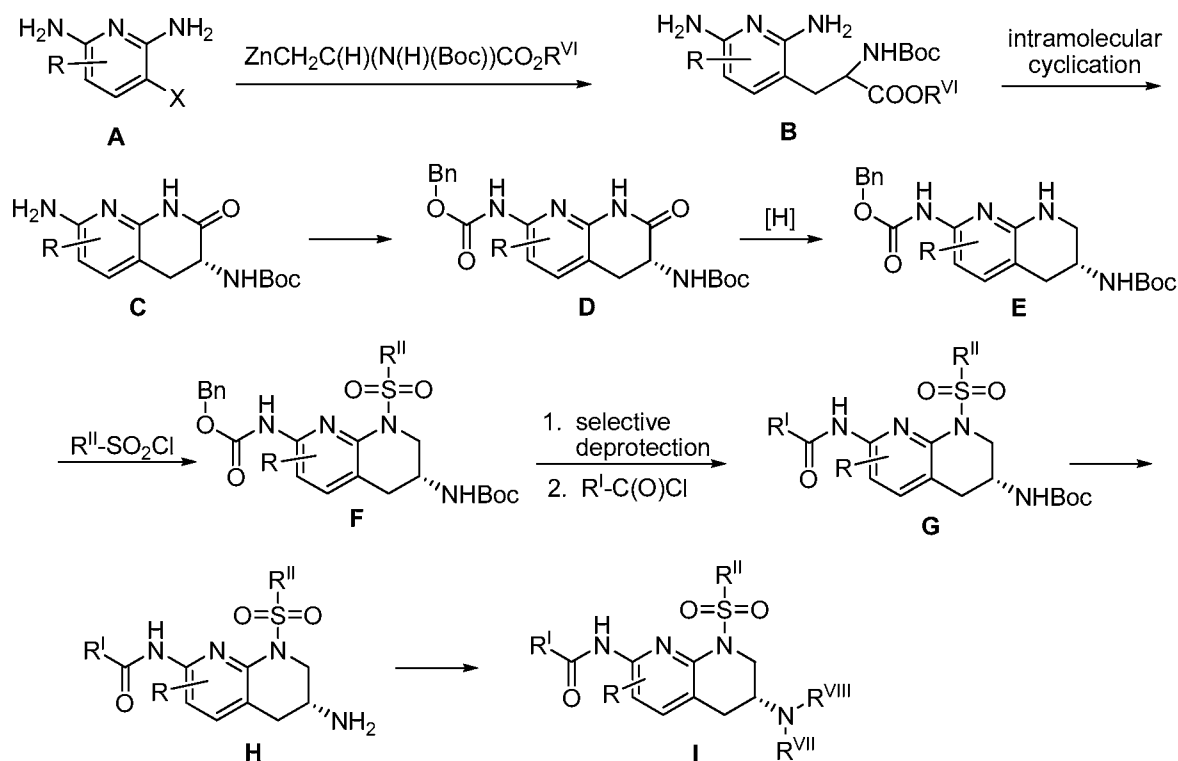
SCHEME 2.



[00121] Reacting halo-amino-pyridine **A** with a Negishi reagent (formed from a 2-((*tert*-butoxycarbonyl)amino)-3-iodopropanoate) provides amino acid **B**. Then, intramolecular cyclization of amino acid **B** promoted by heat or a base provides dihydro-1,8-naphthyridin-2(1*H*)-one **C**. Reacting dihydro-1,8-naphthyridin-2(1*H*)-one **C** with benzylchloroformate affords bis-carbamate **D**. Selective reduction of the amide group in bis-carbamate **D** using borane or lithium aluminum hydride provides tetrahydro-1,8-naphthyridine **E**. Reaction of tetrahydro-1,8-naphthyridine **E** with a sulphonyl chloride or sulfamoyl chloride provides sulfonamide **F**. Next, the benzylcarbamate protecting group is removed from sulfonamide **F** to provide an amino-tetrahydro-1,8-naphthyridine (not shown) that can be subjected to amide coupling conditions using a carboxylic acid and an amide coupling agent to provide amido-tetrahydro-1,8-naphthyridine **G**. The remaining Boc protecting group on amido-tetrahydro-1,8-naphthyridine **G** can be removed by treatment with acid to provide amino-tetrahydro-1,8-naphthyridine **H**. It is understood that the amino group on amino-tetrahydro-1,5-naphthyridine **H** can be converted to other functional groups (e.g., by reaction with an alkylating agent(s), aldehyde (reductive alkylations), acyl halide, sulphonyl chloride, isocyanate, and the like) to afford the compound **I**.

- 55 -

SCHEME 3.



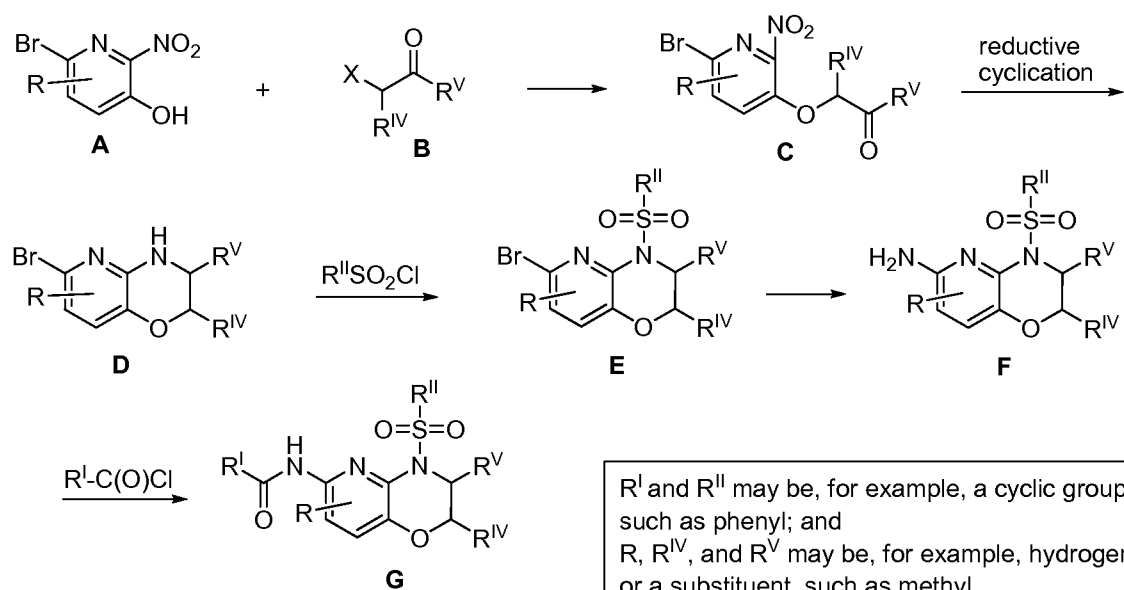
R may be, for example, hydrogen or a substituent, such as methyl;
 R^I and R^{II} may be, for example, a cyclic group, such as phenyl;
 R^{VI} - R^{VIII} are substituents, such as methyl; and
 X is, for example, halogen.

[00122] Scheme 4 illustrates an alternative general method for preparing amido-dihydro-2H-pyrido[3,2-b][1,4]oxazines. Alkylation of hydroxy-pyridine **A** with 2-halo-alkanone **B** affords pyridinyl ether **C**. Exhaustive reduction (e.g., using Raney Nickel) with *in situ* intramolecular cyclization provides bromo-dihydro-2H-pyrido[3,2-b]oxazine **D**. Reaction of oxazine **D** with a sulphonyl chloride or sulfamoyl chloride provides bromo-sulfonamido-dihydro-2H-pyrido[3,2-b]oxazine **E**. Bromo-sulfonamido-dihydro-2H-pyrido[3,2-b]oxazine **E** can be converted to amine **F** using procedures known in the art, such as (1) Ullmann CuSO₄ mediated addition of ammonia (Hauser *et al.* in *J. Org. Chem.* **1950**, *15*, 1224-1232); (2) Pd-mediated addition of a carbamate (Bhagwanth *et al.* in *J. Org. Chem.* **2009**, *74*, 4634-4637) followed by deprotection; (3) Pd-mediated addition of hexamethyldisilazide (Stefko *et al.* in *J. Org. Chem.* **2011**, *76*, 6619-6635), and (4) Pd-mediated addition of diphenylmethanimine followed by deprotection with acid (Grasa *et al.* in *J. Org. Chem.* **2001**, *66*, 7729-7737). Reaction of amine **F** with an

- 56 -

acid chloride provides amide **G**. It is understood that an acid ($R^I\text{CO}_2\text{H}$) and amide-coupling reagent can be used in lieu of the acid chloride in the step used to produce amide **G**.

SCHEME 4.



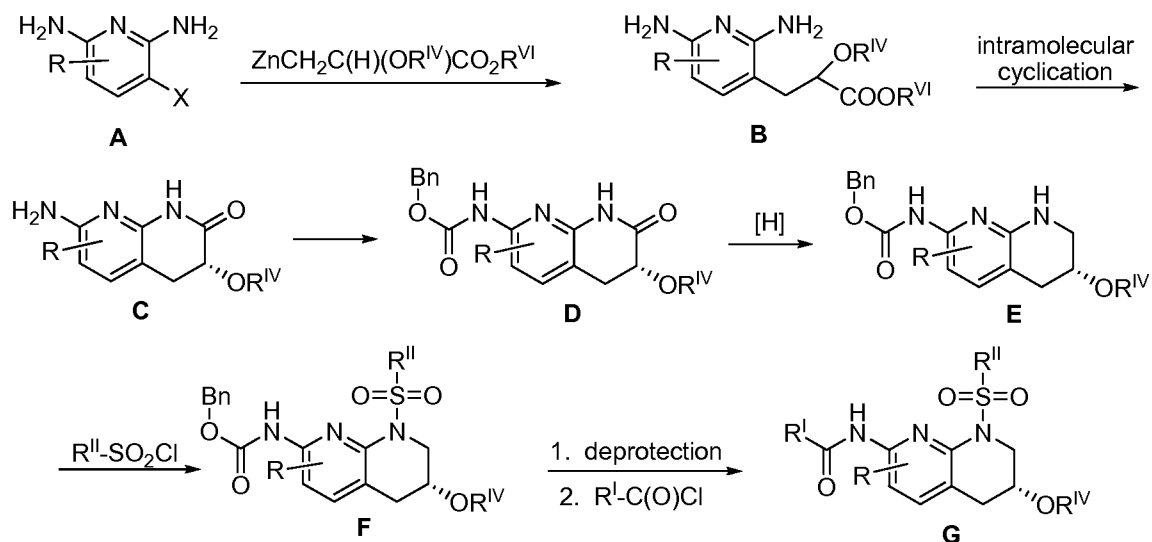
5

[00123] Scheme 5 illustrates another general procedure for preparing amido-tetrahydro-1,8-naphthyridines with a hydroxyl or alkoxy group at the 6-position. Reacting halo-amino-pyridine **A** with a Negishi reagent (formed from a 2-alkoxy-3-iodopropanoate) provides pyridinyl ester **B**. Then, intramolecular cyclization of pyridinyl ester **B** promoted by heat or a base provides dihydro-1,8-naphthyridin-2(1H)-one **C**. Reacting dihydro-1,8-naphthyridin-2(1H)-one **C** with benzylchloroformate affords bis-carbamate **D**. Selective reduction of the amide group in bis-carbamate **D** using borane or lithium aluminum hydride provides tetrahydro-1,8-naphthyridine **E**. Reaction of tetrahydro-1,8-naphthyridine **E** with a sulfonyl chloride or sulfamoyl chloride provides sulfonamide **F**. Next, the benzylcarbamate protecting group is removed from sulfonamide **F** to provide an amino-tetrahydro-1,8-naphthyridine (not shown) that can be subjected to amide coupling conditions using a carboxylic acid and an amide coupling agent to provide amido-tetrahydro-1,8-naphthyridine **G**. To the extent a hydroxy-tetrahydro-1,8-naphthyridine is desired, variable R^{IV} may be a trialkylsilyl group, which may be removed by reacting amido-tetrahydro-1,8-naphthyridine **G** with a silyl group deprotecting agent, such as tetrabutylammonium fluoride.

20

- 57 -

SCHEME 5.

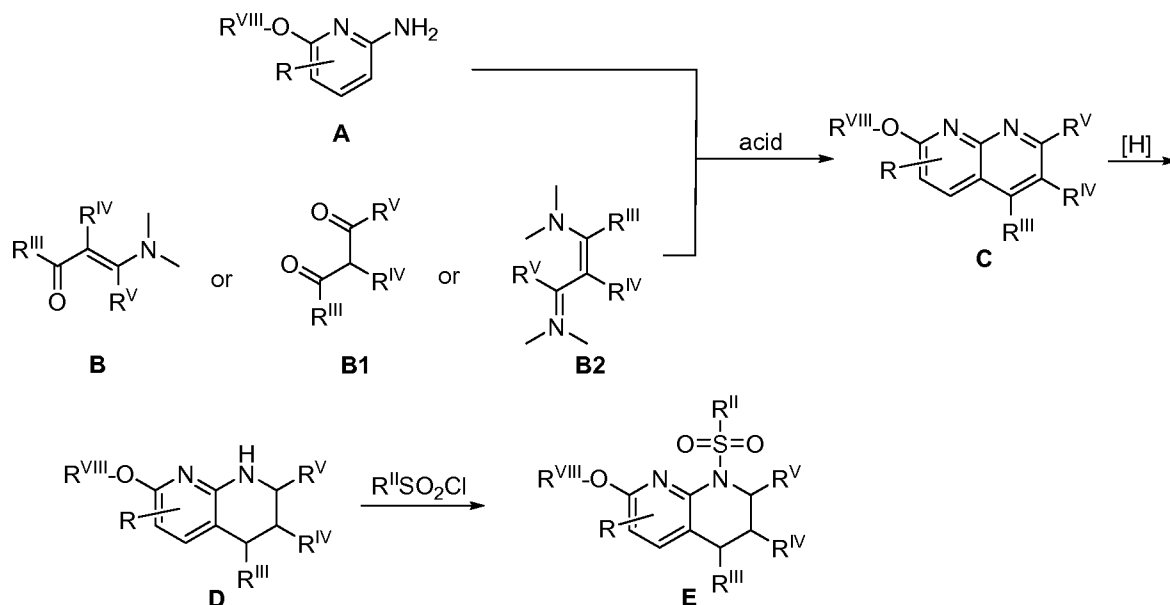


R may be, for example, hydrogen or a substituent, such as methyl;
 R^I and R^{II} may be, for example, a cyclic group, such as phenyl;
 R^{IV} is a hydroxyl protecting group or alkyl;
 R^{VI} is a substituent, such as methyl; and
 X may be, for example, halogen.

[00124] Scheme 6 illustrates another general procedure for preparing aralkyloxy-tetrahydro-1,8-naphthyridine compounds. Reaction of aralkyloxy-aminopyridine **A** with a mixture of an acid and substituted dimethylaminoacrolein **B** provides 1,8-naphthyridine **C**. Alternatively, 1,8-naphthyridine **C** can be prepared by reacting aralkyloxy-aminopyridine with 1,3-dicarbonyl compound **B1** (See, for example, Reichart *et al.* in *Tet. Lett.* **1977**, *24*, 2087-90; Eva, E. *et al.* *J. Het. Chem.* **1976**, *13*, 841-844, and Bernstein *et al.* *J. Amer. Chem. Soc.* **1947**, *69*, 1151-1158) or substituted vinamidinium salt **B2** (See, for example, Norma *et al.* in *Synthesis* **2001**, *9*, 1351-1355). Reduction of 1,8-naphthyridine **C** by hydrogenation (e.g., using H₂ with Pd/C in methanol) provides tetrahydro-1,8-naphthyridine **D**, which can be reacted with a sulphonyl chloride or sulfamoyl chloride to provide the final aralkyloxy-sulfonamide-tetrahydro-1,8-naphthyridine **E**.

- 58 -

SCHEME 6.

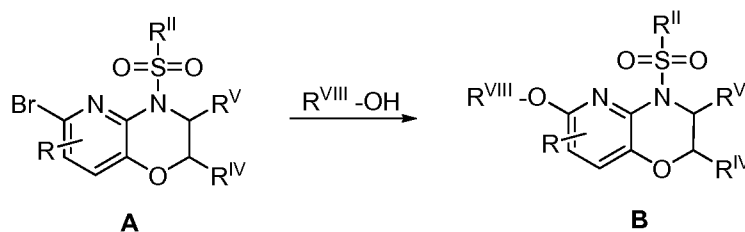


R and R^{III} - R^{V} may be, for example, hydrogen or a substituent, such as methyl; R^{II} may be, for example, a cyclic group, such as phenyl; and R^{VIII} is aralkyl, such as benzyl.

[00125] Scheme 7 illustrates an alternative general procedure for preparing aralkoxy-dihydro-2*H*-pyrido[3,2-*b*][1,4]oxazines. Ullman coupling of an alcohol ($\text{R}^{\text{VIII}}\text{-OH}$) with

5 dihydro-2*H*-pyrido[3,2-*b*][1,4]oxazines. Ullman coupling of an alcohol ($\text{R}^{\text{VIII}}\text{-OH}$) with bromide **A** provides aralkoxy-dihydro-2*H*-pyrido[3,2-*b*][1,4]oxazine **B**.

SCHEME 7.



R, R^{IV} , and R^{V} may be, for example, hydrogen or a substituent, such as methyl; R^{II} may be, for example, a cyclic group, such as phenyl; and R^{VIII} is aralkyl, such as benzyl.

II. Therapeutic Applications of Tetrahydro[1,8]naphthyridine and Related Compounds

[00126] It is contemplated that the tetrahydro[1,8]naphthyridine and related compounds described herein, such as a compound of Formula I, II, III, IV, or V, provide therapeutic
5 benefits to subjects suffering from a cancer, bacterial infection, fungal infection, or immune deficiency disorder. Accordingly, one aspect of the invention provides a method of treating a disorder selected from the group consisting of cancer, bacterial infection, fungal infection, and immune deficiency disorder. The method comprises administering a therapeutically effective amount of a tetrahydro[1,8]naphthyridine or related compound described herein, such as a
10 compound of Formula I, II, III, IV, or V, to a subject in need thereof to ameliorate a symptom of the disorder, wherein Formula I, II, III, IV, and V are as described above. In certain embodiments, the particular compound of Formula I, II, III, IV, or V is a compound defined by one of the embodiments described above.

[00127] In certain embodiments, the disorder is cancer. In certain embodiments, the cancer is
15 a solid tumor or leukemia. In certain other embodiments, the cancer is colon cancer, pancreatic cancer, breast cancer, ovarian cancer, prostate cancer, squamous cell carcinoma, basal cell carcinoma, adenocarcinoma, sweat gland carcinoma, sebaceous gland carcinoma, lung cancer, leukemia, bladder cancer, stomach cancer, cervical cancer, testicular cancer, skin cancer, rectal cancer, thyroid cancer, kidney cancer, uterus cancer, esophagus cancer, liver cancer, an
20 acoustic neuroma, oligodendroglioma, meningioma, neuroblastoma, or retinoblastoma. In certain other embodiments, the cancer is small cell lung cancer, non-small cell lung cancer, melanoma, cancer of the central nervous system tissue, brain cancer, Hodgkin's lymphoma, non-Hodgkin's lymphoma, cutaneous T-Cell lymphoma, cutaneous B-Cell lymphoma, or diffuse large B-Cell lymphoma. In certain other embodiments, the cancer is breast cancer,
25 colon cancer, small-cell lung cancer, non-small cell lung cancer, prostate cancer, renal cancer, ovarian cancer, leukemia, melanoma, or cancer of the central nervous system tissue. In certain other embodiments, the cancer is colon cancer, small-cell lung cancer, non-small cell lung cancer, renal cancer, ovarian cancer, renal cancer, or melanoma.

[00128] Additional exemplary cancers include fibrosarcoma, myxosarcoma, liposarcoma,
30 chondrosarcoma, osteogenic sarcoma, chordoma, angiosarcoma, endotheliosarcoma, lymphangiosarcoma, lymphangioendotheliosarcoma, Ewing's tumor, leiomyosarcoma,

- 60 -

rhabdomyosarcoma, squamous cell carcinoma, basal cell carcinoma, adenocarcinoma, sweat gland carcinoma, sebaceous gland carcinoma, papillary carcinoma, papillary adenocarcinomas, cystadenocarcinoma, medullary carcinoma, bronchogenic carcinoma, renal cell carcinoma, hepatoma, bile duct carcinoma, choriocarcinoma, seminoma, embryonal carcinoma, Wilms' tumor, epithelial carcinoma, glioma, astrocytoma, medulloblastoma, and hemangioblastoma.

[00129] In certain embodiments, the cancer is a neuroblastoma, meningioma, hemangiopericytoma, multiple brain metastases, glioblastoma multiformis, glioblastoma, brain stem glioma, poor prognosis malignant brain tumor, malignant glioma, anaplastic astrocytoma, anaplastic oligodendroglioma, neuroendocrine tumor, rectal adenocarcinoma, Dukes C & D colorectal cancer, unresectable colorectal carcinoma, metastatic hepatocellular carcinoma, Kaposi's sarcoma, karyotype acute myeloblastic leukemia, Hodgkin's lymphoma, non-Hodgkin's lymphoma, cutaneous T-Cell lymphoma, cutaneous B-Cell lymphoma, diffuse large B-Cell lymphoma, low grade follicular lymphoma, metastatic melanoma, localized melanoma, malignant mesothelioma, malignant pleural effusion mesothelioma syndrome, peritoneal carcinoma, papillary serous carcinoma, gynecologic sarcoma, soft tissue sarcoma, scleroderma, cutaneous vasculitis, Langerhans cell histiocytosis, leiomyosarcoma, fibrodysplasia ossificans progressive, hormone refractory prostate cancer, resected high-risk soft tissue sarcoma, unresectable hepatocellular carcinoma, Waldenström's macroglobulinemia, smoldering myeloma, indolent myeloma, fallopian tube cancer, androgen independent prostate cancer, androgen dependent stage IV non-metastatic prostate cancer, hormone-insensitive prostate cancer, chemotherapy-insensitive prostate cancer, papillary thyroid carcinoma, follicular thyroid carcinoma, medullary thyroid carcinoma, or leiomyoma.

[00130] In certain embodiments, the disorder is a bacterial infection. The bacterial infection can be characterized according to classifications known in the art. For example, in certain embodiments, the bacterial infection is a gram-positive bacterial infection, such as a gram-positive cocci bacterial infection or a gram-positive bacilli bacterial infection. In other embodiments, the bacterial infection is a gram-negative bacterial infection, such as a gram-negative cocci bacterial infection or a gram-negative bacilli bacterial infection. The bacterial infection can also be characterized according to whether it is caused by anaerobic or aerobic bacteria. Accordingly, in certain embodiments, the bacterial infection is an anaerobic bacterial infection. In certain other embodiments, the bacterial infection is an aerobic bacterial infection.

[00131] A variety of bacteria are contemplated to be susceptible to the tetrahydro[1,8]naphthyridine compounds. Representative bacteria include *Staphylococci* species, e.g., *S. aureus*; *Enterococci* species, e.g., *E. faecalis* and *E. faecium*; *Streptococci* species, e.g., *S. pyogenes* and *S. pneumoniae*; *Escherichia* species, e.g., *E. coli*, including enterotoxigenic, enteropathogenic, enteroinvasive, enterohemorrhagic and enteroaggregative *E. coli* strains; *Haemophilus* species, e.g., *H. influenzae*; and *Moraxella* species, e.g., *M. catarrhalis*. Other examples include *Mycobacteria* species, e.g., *M. tuberculosis*, *M. avian-intracellulare*, *M. kansasii*, *M. bovis*, *M. africanum*, *M. genavense*, *M. leprae*, *M. xenopi*, *M. simiae*, *M. scrofulaceum*, *M. malmoense*, *M. celatum*, *M. abscessus*, *M. chelonae*, *M. szulgai*, *M. gordonae*, *M. haemophilum*, *M. fortuni* and *M. marinum*; *Corynebacteria* species, e.g., *C. diphtheriae*; *Vibrio* species, e.g., *V. cholerae*; *Campylobacter* species, e.g., *C. jejuni*; *Helicobacter* species, e.g., *H. pylori*; *Pseudomonas* species, e.g., *P. aeruginosa*; *Legionella* species, e.g., *L. pneumophila*; *Treponema* species, e.g., *T. pallidum*; *Borrelia* species, e.g., *B. burgdorferi*; *Listeria* species, e.g., *L. monocytogenes*; *Bacillus* species, e.g., *B. cereus*; *Bordatella* species, e.g., *B. pertussis*; *Clostridium* species, e.g., *C. perfringens*, *C. tetani*, *C. difficile* and *C. botulinum*; *Neisseria* species, e.g., *N. meningitidis* and *N. gonorrhoeae*; *Chlamydia* species, e.g., *C. psittaci*, *C. pneumoniae* and *C. trachomatis*; *Rickettsia* species, e.g., *R. rickettsii* and *R. prowazekii*; *Shigella* species, e.g., *S. sonnei*; *Salmonella* species, e.g., *S. typhimurium*; *Yersinia* species, e.g., *Y. enterocolitica* and *Y. pseudotuberculosis*; *Klebsiella* species, e.g., *K. pneumoniae*; *Mycoplasma* species, e.g., *M. pneumoniae*; and *Trypanosoma brucei*. In certain embodiments, the compounds described herein are used to treat a subject suffering from a bacterial infection selected from the group consisting of *S. aureus*, *E. faecalis*, *E. faecium*, *S. pyogenes*, *S. pneumoniae*, and *P. aeruginosa*.

[00132] The antibacterial activity of compounds described herein may be evaluated using assays known in the art, such as the microbroth dilution minimum inhibition concentration (MIC) assay, as further described in National Committee for Clinical Laboratory Standards. Performance Standards for Antimicrobial Susceptibility Testing; Fourteenth Informational Supplement. NCCLS document M100-S14 {ISBN 1-56238-516-X}. This assay may be used to determine the minimum concentration of a compound necessary to prevent visible bacterial growth in a solution. In general, the drug to be tested is serially diluted into wells, and aliquots of liquid bacterial culture are added. This mixture is incubated under appropriate conditions, and then tested for growth of the bacteria. Compounds with low or no antibiotic activity (a

- 62 -

high MIC) will allow growth at high concentrations of compound, while compounds with high antibiotic activity will allow bacterial growth only at lower concentrations (a low MIC).

[00133] The assay uses stock bacterial culture conditions appropriate for the chosen strain of bacteria. Stock cultures from the permanent stock culture collection can be stored as frozen
5 suspensions at -70°C . Cultures may be suspended in 10% skim milk (BD) prior to snap freezing in dry ice/ethanol and then placed in a -70°C freezer. Cultures may be maintained on Tryptic Soy Agar containing 5% Sheep Blood at room temperature (20°C), and each culture may be recovered from frozen form and transferred an additional time before MIC testing. Fresh plates are inoculated the day before testing, incubated overnight, and checked to confirm
10 purity and identity.

[00134] The identity and purity of the cultures recovered from the stock culture can be confirmed to rule out the possibility of contamination. The identity of the strains may be confirmed by standard microbiological methods (See, e.g., Murray *et al.*, Manual of Clinical Microbiology, Eighth Edition. ASM Press {ISBN 1-55581-255-4}). In general, cultures are
15 streaked onto appropriate agar plates for visualization of purity, expected colony morphology, and hemolytic patterns. Gram stains can also be utilized. The identities are confirmed using a MicroScan WalkAway 40 SI Instrument (Dade Behring, West Sacramento, California). This device utilizes an automated incubator, reader, and computer to assess for identification purposes the biochemical reactions carried out by each organism. The MicroScan WalkAway
20 can also be used to determine a preliminary MIC, which may be confirmed using the method described below.

[00135] Frozen stock cultures may be used as the initial source of organisms for performing microbroth dilution minimum inhibition concentration (MIC) testing. Stock cultures are passed on their standard growth medium for at least 1 growth cycle (18-24 hours) prior to their use.
25 Most bacteria may be prepared directly from agar plates in 10 mL aliquots of the appropriate broth medium. Bacterial cultures are adjusted to the opacity of a 0.5 McFarland Standard (optical density value of 0.28-0.33 on a Perkin-Elmer Lambda EZ150 Spectrophotometer, Wellesley, Massachusetts, set at a wavelength of 600nm). The adjusted cultures are then diluted 400 fold (0.25 mL inoculum + 100 mL broth) in growth media to produce a starting
30 suspension of approximately 5×10^5 colony forming units (CFU)/mL. Most bacterial strains may be tested in cation adjusted Mueller Hinton Broth (CAMHB).

- 63 -

[00136] Test compounds (“drugs”) are solubilized in a solvent suitable for the assay, such as DMSO. Drug stock solutions may be prepared on the day of testing. Microbroth dilution stock plates may be prepared in two dilution series, 64 to 0.06 µg drug/mL and 0.25 to 0.00025 µg drug/mL. For the high concentration series, 200 µL of stock solution (2 mg/mL) is added to
5 duplicate rows of a 96-well microtiter plate. This is used as the first well in the dilution series. Serial two-fold decremental dilutions are made using a BioMek FX robot (Beckman Coulter Inc., Fullerton, CA) with 10 of the remaining 11 wells, each of which will contain 100 µL of the appropriate solvent/diluent. Row 12 contains solvent/diluent only and serves as the control. For the first well of the low concentration series, 200 µL of an 8 µg/mL stock are added to
10 duplicate rows of a 96-well plate. Serial two-fold dilutions are made as described above.

[00137] Daughter 96-well plates may be spotted (3.2 µL/well) from the stock plates listed above using the BioMek FX robot and used immediately or frozen at -70°C until use. Aerobic organisms are inoculated (100 µL volumes) into the thawed plates using the BioMek FX robot. The inoculated plates are placed in stacks and covered with an empty plate. These plates are
15 then incubated for 16 to 24 hours in ambient atmosphere according to CLSI guidelines (National Committee for Clinical Laboratory Standards, Methods for Dilution, Antimicrobial Tests for Bacteria that Grow Aerobically; Approved Standard-Sixth Edition. NCCLS document M7-A6 {ISBN 1-56238-486-4}).

[00138] After inoculation and incubation, the degree of bacterial growth can be estimated
20 visually with the aid of a Test Reading Mirror (Dynex Technologies 220 16) in a darkened room with a single light shining directly through the top of the microbroth tray. The MIC is the lowest concentration of drug that prevents macroscopically visible growth under the conditions of the test.

[00139] In certain embodiments, the disorder is a fungal infection. Exemplary fungi that may
25 be treated include, for example, *Acremonium*, *Absidia* (e.g., *Absidia corymbifera*), *Alternaria*, *Aspergillus* (e.g., *Aspergillus clavatus*, *Aspergillus flavus*, *Aspergillus fumigatus*, *Aspergillus nidulans*, *Aspergillus niger*, *Aspergillus terreus*, and *Aspergillus versicolor*), *Aureobasidium*, *Basidiobolus*, *Blastomyces* (e.g., *Blastomyces dermatitidis*), *Candida* (e.g., *Candida albicans*, *Candida glabrata*, *Candida guilliermondii*, *Candida kefyr*, *Candida krusei*, *Candida lusitanae*,
30 *Candida parapsilosis*, *Candida pseudotropicalis*, *Candida stellatoidea*, *Candida tropicalis*, *Candida utilis*, *Candida lipolytica*, *Candida famata* and *Candida rugosa*), *Cephalosporium*,

- 64 -

Chaetomium, *Chrysosporium*, *Cladosporium* (e.g., *Cladosporium carrionii* and *Cladosporium trichloides*), *Coccidioides* (e.g., *Coccidioides immitis*), *Conidiobolus*, *Coprinus*, *Corynespora*, *Cryptococcus* (e.g., *Cryptococcus neoformans*), *Curvularia*, *Cunninghamella* (e.g., *Cunninghamella elegans*), *Exophiala* (e.g., *Exophiala dermatitidis* and *Exophiala spinifera*),
 5 *Epidermophyton* (e.g., *Epidermophyton floccosum*), *Fonsecaea* (e.g., *Fonsecaea pedrosoi*), *Fusarium* (e.g., *Fusarium solani*), *Geotrichum* (e.g., *Geotrichum candidum* and *Geotrichum clavatum*), *Hendersonula*, *Histoplasma*, *Leptosphaeria*, *Loboa*, *Madurella*, *Malassezia* (e.g., *Malassezia furfur*), *Microsporium* (e.g., *Microsporium canis* and *Microsporium gypseum*), *Mycocentrospora*, *Mucor*, *Neotestudina*, *Paecilomyces*, *Paracoccidioides* (e.g.,
 10 *Paracoccidioides brasiliensis*), *Penicillium* (e.g., *Penicillium marneffeii*), *Phialophora*, *Pneumocystis* (e.g., *Pneumocystis carinii*), *Pseudallescheria* (e.g., *Pseudallescheria boydii*), *Rhinosporidium*, *Rhizomucor*, *Rhizopus* (e.g., *Rhizopus microsporus* var. *rhizopodiformis* and *Rhizopus oryzae*), *Saccharomyces* (e.g., *Saccharomyces cerevisiae*), *Scopulariopsis*, *Sporothrix* (e.g., *Sporothrix schenckii*), *Trichophyton* (e.g., *Trichophyton mentagrophytes* and
 15 *Trichophyton rubrum*), *Trichosporon* (e.g., *Trichosporon asahii*, *Trichosporon beigeli* and *Trichosporon cutaneum*), and *Wangiella*.

[00140] In certain embodiments, the disorder is an immune deficiency disorder. Exemplary immune deficiency disorders include, for example, a human immunodeficiency viral infection, a patient with a deficient immune system due to chemotherapy, or a patient recovering from
 20 surgery who has a deficient immune system.

[00141] In certain embodiments, the subject is a human.

[00142] Another aspect of the invention provides for the use of a compound described herein (such as a compound of Formula I, II, III, IV, or V) in the manufacture of a medicament. In certain embodiments, the medicament is for treating a disorder described herein, such as
 25 cancer.

[00143] Another aspect of the invention provides for the use of a compound described herein (such as a compound of Formula I, II, III, IV, or V) for treating a medical disorder, such a medical disorder described herein (e.g., cancer).

[00144] Further, it is contemplated that tetrahydro[1,8]naphthyridine and related compounds
 30 described herein, such as a compound of Formula I, II, III, IV, or V, can promote the activity of ROR γ . Accordingly, another aspect of the invention provides a method of promoting the

- 65 -

activity of ROR γ . The method comprises exposing a ROR γ to an effective amount of a tetrahydro[1,8]naphthyridine or related compound described herein, such as a compound of Formula I, II, III, IV, or V, to promote ROR γ activity, wherein Formula I, II, III, IV, and V are as described above. In certain embodiments, the particular compound of Formula I, II, III, IV, or V is the compound defined by one of the embodiments described above. Promoting the activity of ROR γ means to increase the activity of ROR γ . In certain embodiments, exposing a ROR γ to an effective amount of a tetrahydro[1,8]naphthyridine or related compound described herein (such as a compound of Formula I, II, III, IV, or V) results in an increase in ROR γ activity of at least 5%, 10%, 20%, or 50% relative to the activity of ROR γ under substantially the same conditions but without the presence of the tetrahydro[1,8]naphthyridine or related compound.

[00145] Further, it is contemplated that tetrahydro[1,8]naphthyridine and related compounds described herein, such as a compound of Formula I, II, III, IV, or V, can increase the amount of interleukin-17 (IL-17) in a subject. IL-17 is a cytokine that affects numerous biological functions. Accordingly, another aspect of the invention provides a method of increasing the amount of IL-17 in a subject. The method comprises administering to a subject an effective amount of a tetrahydro[1,8]naphthyridine or related compound described herein, such as a compound of Formula I, II, III, IV, or V, to increase the amount of IL-17 in the subject, wherein Formula I, II, III, IV, and V are as described above. In certain embodiments, the particular compound of Formula I, II, III, IV, or V is the compound defined by one of the embodiments described above.

[00146] In certain embodiments, the subject is a human. In certain embodiments, administering the compound increases the amount of IL-17 produced by Th-17 cells in the subject. A change in the amount of IL-17 produced by, for example, Th-17 cells can be measured using procedures described in the literature, such as an ELISA assay or intracellular staining assay.

[00147] Further, it is contemplated that tetrahydro[1,8]naphthyridine and related compounds described herein, such as a compound of Formula I, II, III, IV, or V, may increase the synthesis of IL-17 in a subject. Accordingly, another aspect of the invention provides a method of increasing the synthesis of IL-17 in a subject. The method comprises administering to a subject an effective amount of a compound described herein, e.g., a compound of Formula I, II, III, IV,

- 66 -

or V, to increase the synthesis of IL-17 in the subject, wherein Formula I, II, III, IV, and V are as described above. In certain embodiments, the particular compound of Formula I, II, III, IV, or V is a compound defined by one of the embodiments described above.

[00148] The description above describes multiple embodiments providing definitions for variables used herein. The application specifically contemplates all combinations of such variables, e.g., particular combinations of the definitions set forth for variables A and X.

III. Combination Therapy

[00149] Another aspect of the invention provides for combination therapy.

Tetrahydro[1,8]naphthyridine and related compounds (e.g., a compound of Formula I, II, III, IV, or V) or their pharmaceutically acceptable salts may be used in combination with additional therapeutic agents to treat medical disorders, such as a cancer, bacterial infection, fungal infection, and immune deficiency disorder.

[00150] Exemplary therapeutic agents that may be used as part of a combination therapy in treating cancer, include, for example, mitomycin, tretinoin, ribomustin, gemcitabine, vincristine, etoposide, cladribine, mitobronitol, methotrexate, doxorubicin, carboquone, pentostatin, nitracrine, zinostatin, cetorelix, letrozole, raltitrexed, daunorubicin, fadrozole, fotemustine, thymalfasin, sobuzoxane, nedaplatin, cytarabine, bicalutamide, vinorelbine, vesnarinone, aminoglutethimide, amsacrine, proglumide, elliptinium acetate, ketanserin, doxifluridine, etretinate, isotretinoin, streptozocin, nimustine, vindesine, flutamide, drogenil, butocin, carmofur, razoxane, sizofilan, carboplatin, mitolactol, tegafur, ifosfamide, prednimustine, picibanil, levamisole, teniposide, improsulfan, enocitabine, lisuride, oxymetholone, tamoxifen, progesterone, mepitiostane, epitiostanol, formestane, interferon-alpha, interferon-2 alpha, interferon-beta, interferon-gamma, colony stimulating factor-1, colony stimulating factor-2, denileukin diftitox, interleukin-2, and leutinizing hormone releasing factor.

[00151] Exemplary therapeutic agents that may be used as part of a combination therapy in treating a bacterial infection, include, for example, amoxicillin, azithromycin, cefazolin, ceftriaxone, cefuroxime, cephalexin, ciprofloxacin, clindamycin, doxycycline, levofloxacin, linezolid, metronidazole, moxifloxacin, and penicillin.

- 67 -

[00152] Exemplary therapeutic agents that may be used as part of a combination therapy in treating a fungal infection, include, for example, 2-phenylphenol; 8-hydroxyquinoline sulphate; acibenzolar-S-methyl; aldimorph; amidoflumet; ampropylfos; ampropylfos-potassium; andoprism; anilazine; azaconazole; azoxystrobin; benalaxyl; benodanil; benomyl;

5 benthiavalicarb-isopropyl; benzamacril; benzamacril-isobutyl; bilanafos; binapacryl; biphenyl; bitertanol; blasticidin-S; bromuconazole; butylamine; calcium polysulphide; capsimycin; captafol; captan; carbendazim; carboxin; carpropamid; carvone; chinomethionat;

chlobenthiazole; chlorfenazole; chloroneb; chlorothalonil; chlozolate; clozylacon;

cyazofamid; cyflufenamid; cymoxanil; cyproconazole; cyprodinil; cyprofuram; Dagger G;

10 debacarb; dichlofluamid; dichlone; dichlorophen; diclocymet; diclomezine; dicloran;

diethofencarb; difenoconazole; diflumetorim; dimethirimol; dimethomorph; dimoxystrobin;

diniconazole; diniconazole-M; dinocap; diphenylamine; dipyrithione; ditalimfos; dithianon;

dodine; drazoxolon; edifenphos; epoxiconazole; ethaboxam; ethirimol; etridiazole;

famoxadone; fenamidone; fenapanil; fenarimol; fenbuconazole; fenfuram; fenhexamid;

15 fenitropan; fenoxanil; fempiclonil; fenpropidin; fenpropimorph; ferbam; fluazinam;

flubenzimine; fludioxonil; flumetover; flumorph; fluoromide; fluoxastrobin; fluquinconazole;

flurprimidol; flusilazole; flusulphamide, hexaconazole; hymexazole; imazalil; imibenconazole;

iminocadine triacetate; iminocadine tris(albesil); iodocarb; ipconazole; iprobenfos; iprodione;

iprovalicarb; irumamycin; isoprothiolane; isovaledione; kasugamycin; kresoxim-methyl;

20 oxyfenthiin; paclobutrazole; pefurazoate; penconazole; pencycuron; phosdiphen; phthalide;

picoxystrobin; piperalin; polyoxins; polyoxorim; probenazole; prochloraz; procymidone;

propamocarb; propanosine-sodium; propiconazole; propineb; proquinazid; prothioconazole;

pyraclostrobin; pyrazophos; pyrifenox; pyrimethanil; pyroquilon; pyroxyfur; pyrrolenitrine;

tetraconazole; thiabendazole; thicyofen; thifluzamide; thiophanate-methyl; thiram; tioxymid;

25 tricyclazole; tridemorph; trifloxystrobin; triflumizole; triforine; triticonazole; uniconazole;

validamycin A; vinclozolin; zineb; ziram; and zoxamide.

[00153] The amount of tetrahydro[1,8]naphthyridine or related compound (e.g., a compound of Formula I, II, III, IV, or V) and additional therapeutic agent and the relative timing of administration may be selected in order to achieve a desired combined therapeutic effect. For

30 example, when administering a combination therapy to a patient in need of such administration, the therapeutic agents in the combination, or a pharmaceutical composition or compositions comprising the therapeutic agents, may be administered in any order such as, for example,

- 68 -

sequentially, concurrently, together, simultaneously and the like. Further, for example, a tetrahydro[1,8]naphthyridine or related compound (e.g., a compound of any one of Formula I, II, III, IV, or V) may be administered during a time when the additional therapeutic agent(s) exerts its prophylactic or therapeutic effect, or *vice versa*.

5 [00154] The doses and dosage regimen of the active ingredients used in the combination therapy may be determined by an attending clinician. In certain embodiments, the tetrahydro[1,8]naphthyridine or related compound (e.g., a compound of any one of Formula I, II, III, IV, or V) and the additional therapeutic agent(s) are administered in doses commonly employed when such agents are used as monotherapy for treating the disorder. In other
10 embodiments, the tetrahydro[1,8]naphthyridine or related compound (e.g., a compound of any one of Formula I, II, III, IV, or V) and the additional therapeutic agent(s) are administered in doses lower than the doses commonly employed when such agents are used as monotherapy for treating the disorder. In certain embodiments, the tetrahydro[1,8]naphthyridine or related compound (e.g., a compound of any one of Formula I, II, III, IV, or V) and the additional
15 therapeutic agent(s) are present in the same composition, which is suitable for oral administration.

[00155] In certain embodiments, the tetrahydro[1,8]naphthyridine or related compound (e.g., a compound of any one of Formula I, II, III, IV, or V) and the additional therapeutic agent(s) may act additively or synergistically. A synergistic combination may allow the use of lower
20 dosages of one or more agents and/or less frequent administration of one or more agents of a combination therapy. A lower dosage or less frequent administration of one or more agents may lower toxicity of the therapy without reducing the efficacy of the therapy.

[00156] Another aspect of this invention is a kit comprising a therapeutically effective amount of the tetrahydro[1,8]naphthyridine or related compound (e.g., a compound of any one
25 of Formula I, II, III, IV, or V), a pharmaceutically acceptable carrier, vehicle or diluent, and optionally at least one additional therapeutic agent listed above.

IV. Pharmaceutical Compositions and Dosing Considerations

[00157] As indicated above, the invention provides pharmaceutical compositions, which comprise a therapeutically-effective amount of one or more of the compounds described above,
30 formulated together with one or more pharmaceutically acceptable carriers (additives) and/or

- 69 -

diluents. The pharmaceutical compositions may be specially formulated for administration in solid or liquid form, including those adapted for the following: (1) oral administration, for example, drenches (aqueous or non-aqueous solutions or suspensions), tablets, e.g., those targeted for buccal, sublingual, and systemic absorption, boluses, powders, granules, pastes for application to the tongue; (2) parenteral administration, for example, by subcutaneous, intramuscular, intravenous or epidural injection as, for example, a sterile solution or suspension, or sustained-release formulation; (3) topical application, for example, as a cream, ointment, or a controlled-release patch or spray applied to the skin; (4) intravaginally or intrarectally, for example, as a pessary, cream or foam; (5) sublingually; (6) ocularly; (7) transdermally; or (8) nasally.

[00158] The phrase "therapeutically-effective amount" as used herein means that amount of a compound, material, or composition comprising a compound of the present invention which is effective for producing some desired therapeutic effect in at least a sub-population of cells in an animal at a reasonable benefit/risk ratio applicable to any medical treatment.

[00159] The phrase "pharmaceutically acceptable" is employed herein to refer to those compounds, materials, compositions, and/or dosage forms which are, within the scope of sound medical judgment, suitable for use in contact with the tissues of human beings and animals without excessive toxicity, irritation, allergic response, or other problem or complication, commensurate with a reasonable benefit/risk ratio.

[00160] Wetting agents, emulsifiers and lubricants, such as sodium lauryl sulfate and magnesium stearate, as well as coloring agents, release agents, coating agents, sweetening, flavoring and perfuming agents, preservatives and antioxidants can also be present in the compositions.

[00161] Examples of pharmaceutically-acceptable antioxidants include: (1) water soluble antioxidants, such as ascorbic acid, cysteine hydrochloride, sodium bisulfate, sodium metabisulfite, sodium sulfite and the like; (2) oil-soluble antioxidants, such as ascorbyl palmitate, butylated hydroxyanisole (BHA), butylated hydroxytoluene (BHT), lecithin, propyl gallate, alpha-tocopherol, and the like; and (3) metal chelating agents, such as citric acid, ethylenediamine tetraacetic acid (EDTA), sorbitol, tartaric acid, phosphoric acid, and the like.

[00162] Formulations of the present invention include those suitable for oral, nasal, topical (including buccal and sublingual), rectal, vaginal and/or parenteral administration. The

- 70 -

formulations may conveniently be presented in unit dosage form and may be prepared by any methods well known in the art of pharmacy. The amount of active ingredient which can be combined with a carrier material to produce a single dosage form will vary depending upon the host being treated, the particular mode of administration. The amount of active ingredient
5 which can be combined with a carrier material to produce a single dosage form will generally be that amount of the compound which produces a therapeutic effect. Generally, out of one hundred percent, this amount will range from about 0.1 percent to about ninety-nine percent of active ingredient, preferably from about 5 percent to about 70 percent, most preferably from about 10 percent to about 30 percent.

10 **[00163]** In certain embodiments, a formulation of the present invention comprises an excipient selected from the group consisting of cyclodextrins, celluloses, liposomes, micelle forming agents, e.g., bile acids, and polymeric carriers, e.g., polyesters and polyanhydrides; and a compound of the present invention. In certain embodiments, an aforementioned formulation renders orally bioavailable a compound of the present invention.

15 **[00164]** Methods of preparing these formulations or compositions include the step of bringing into association a compound of the present invention with the carrier and, optionally, one or more accessory ingredients. In general, the formulations are prepared by uniformly and intimately bringing into association a compound of the present invention with liquid carriers, or finely divided solid carriers, or both, and then, if necessary, shaping the product.

20 **[00165]** Formulations of the invention suitable for oral administration may be in the form of capsules, cachets, pills, tablets, lozenges (using a flavored basis, usually sucrose and acacia or tragacanth), powders, granules, or as a solution or a suspension in an aqueous or non-aqueous liquid, or as an oil-in-water or water-in-oil liquid emulsion, or as an elixir or syrup, or as
25 pastilles (using an inert base, such as gelatin and glycerin, or sucrose and acacia) and/or as mouth washes and the like, each containing a predetermined amount of a compound of the present invention as an active ingredient. A compound of the present invention may also be administered as a bolus, electuary or paste.

[00166] In solid dosage forms of the invention for oral administration (capsules, tablets, pills, dragees, powders, granules, trouches and the like), the active ingredient is mixed with one or
30 more pharmaceutically-acceptable carriers, such as sodium citrate or dicalcium phosphate, and/or any of the following: (1) fillers or extenders, such as starches, lactose, sucrose, glucose,

- 71 -

mannitol, and/or silicic acid; (2) binders, such as, for example, carboxymethylcellulose, alginates, gelatin, polyvinyl pyrrolidone, sucrose and/or acacia; (3) humectants, such as glycerol; (4) disintegrating agents, such as agar-agar, calcium carbonate, potato or tapioca starch, alginic acid, certain silicates, and sodium carbonate; (5) solution retarding agents, such as paraffin; (6) absorption accelerators, such as quaternary ammonium compounds and surfactants, such as poloxamer and sodium lauryl sulfate; (7) wetting agents, such as, for example, cetyl alcohol, glycerol monostearate, and non-ionic surfactants; (8) absorbents, such as kaolin and bentonite clay; (9) lubricants, such as talc, calcium stearate, magnesium stearate, solid polyethylene glycols, sodium lauryl sulfate, zinc stearate, sodium stearate, stearic acid, and mixtures thereof; (10) coloring agents; and (11) controlled release agents such as crospovidone or ethyl cellulose. In the case of capsules, tablets and pills, the pharmaceutical compositions may also comprise buffering agents. Solid compositions of a similar type may also be employed as fillers in soft and hard-shelled gelatin capsules using such excipients as lactose or milk sugars, as well as high molecular weight polyethylene glycols and the like.

[00167] A tablet may be made by compression or molding, optionally with one or more accessory ingredients. Compressed tablets may be prepared using binder (for example, gelatin or hydroxypropylmethyl cellulose), lubricant, inert diluent, preservative, disintegrant (for example, sodium starch glycolate or cross-linked sodium carboxymethyl cellulose), surface-active or dispersing agent. Molded tablets may be made by molding in a suitable machine a mixture of the powdered compound moistened with an inert liquid diluent.

[00168] The tablets, and other solid dosage forms of the pharmaceutical compositions of the present invention, such as dragees, capsules, pills and granules, may optionally be scored or prepared with coatings and shells, such as enteric coatings and other coatings well known in the pharmaceutical-formulating art. They may also be formulated so as to provide slow or controlled release of the active ingredient therein using, for example, hydroxypropylmethyl cellulose in varying proportions to provide the desired release profile, other polymer matrices, liposomes and/or microspheres. They may be formulated for rapid release, e.g., freeze-dried. They may be sterilized by, for example, filtration through a bacteria-retaining filter, or by incorporating sterilizing agents in the form of sterile solid compositions which can be dissolved in sterile water, or some other sterile injectable medium immediately before use. These compositions may also optionally contain opacifying agents and may be of a composition that they release the active ingredient(s) only, or preferentially, in a certain portion of the

- 72 -

gastrointestinal tract, optionally, in a delayed manner. Examples of embedding compositions which can be used include polymeric substances and waxes. The active ingredient can also be in micro-encapsulated form, if appropriate, with one or more of the above-described excipients.

[00169] Liquid dosage forms for oral administration of the compounds of the invention include pharmaceutically acceptable emulsions, microemulsions, solutions, suspensions, syrups and elixirs. In addition to the active ingredient, the liquid dosage forms may contain inert diluents commonly used in the art, such as, for example, water or other solvents, solubilizing agents and emulsifiers, such as ethyl alcohol, isopropyl alcohol, ethyl carbonate, ethyl acetate, benzyl alcohol, benzyl benzoate, propylene glycol, 1,3-butylene glycol, oils (in particular, cottonseed, groundnut, corn, germ, olive, castor and sesame oils), glycerol, tetrahydrofuryl alcohol, polyethylene glycols and fatty acid esters of sorbitan, and mixtures thereof.

[00170] Besides inert diluents, the oral compositions can also include adjuvants such as wetting agents, emulsifying and suspending agents, sweetening, flavoring, coloring, perfuming and preservative agents.

[00171] Suspensions, in addition to the active compounds, may contain suspending agents as, for example, ethoxylated isostearyl alcohols, polyoxyethylene sorbitol and sorbitan esters, microcrystalline cellulose, aluminum metahydroxide, bentonite, agar-agar and tragacanth, and mixtures thereof.

[00172] Formulations of the pharmaceutical compositions of the invention for rectal or vaginal administration may be presented as a suppository, which may be prepared by mixing one or more compounds of the invention with one or more suitable nonirritating excipients or carriers comprising, for example, cocoa butter, polyethylene glycol, a suppository wax or a salicylate, and which is solid at room temperature, but liquid at body temperature and, therefore, will melt in the rectum or vaginal cavity and release the active compound.

[00173] Formulations of the present invention which are suitable for vaginal administration also include pessaries, tampons, creams, gels, pastes, foams or spray formulations containing such carriers as are known in the art to be appropriate.

[00174] Dosage forms for the topical or transdermal administration of a compound of this invention include powders, sprays, ointments, pastes, creams, lotions, gels, solutions, patches and inhalants. The active compound may be mixed under sterile conditions with a

- 73 -

pharmaceutically-acceptable carrier, and with any preservatives, buffers, or propellants which may be required.

[00175] The ointments, pastes, creams and gels may contain, in addition to an active compound of this invention, excipients, such as animal and vegetable fats, oils, waxes, paraffins, starch, tragacanth, cellulose derivatives, polyethylene glycols, silicones, bentonites, silicic acid, talc and zinc oxide, or mixtures thereof.

[00176] Powders and sprays can contain, in addition to a compound of this invention, excipients such as lactose, talc, silicic acid, aluminum hydroxide, calcium silicates and polyamide powder, or mixtures of these substances. Sprays can additionally contain customary propellants, such as chlorofluorohydrocarbons and volatile unsubstituted hydrocarbons, such as butane and propane.

[00177] Transdermal patches have the added advantage of providing controlled delivery of a compound of the present invention to the body. Such dosage forms can be made by dissolving or dispersing the compound in the proper medium. Absorption enhancers can also be used to increase the flux of the compound across the skin. The rate of such flux can be controlled by either providing a rate controlling membrane or dispersing the compound in a polymer matrix or gel.

[00178] Ophthalmic formulations, eye ointments, powders, solutions and the like, are also contemplated as being within the scope of this invention.

[00179] Pharmaceutical compositions of this invention suitable for parenteral administration comprise one or more compounds of the invention in combination with one or more pharmaceutically-acceptable sterile isotonic aqueous or nonaqueous solutions, dispersions, suspensions or emulsions, or sterile powders which may be reconstituted into sterile injectable solutions or dispersions just prior to use, which may contain sugars, alcohols, antioxidants, buffers, bacteriostats, solutes which render the formulation isotonic with the blood of the intended recipient or suspending or thickening agents.

[00180] Examples of suitable aqueous and nonaqueous carriers which may be employed in the pharmaceutical compositions of the invention include water, ethanol, polyols (such as glycerol, propylene glycol, polyethylene glycol, and the like), and suitable mixtures thereof, vegetable oils, such as olive oil, and injectable organic esters, such as ethyl oleate. Proper

- 74 -

fluidity can be maintained, for example, by the use of coating materials, such as lecithin, by the maintenance of the required particle size in the case of dispersions, and by the use of surfactants.

5 [00181] These compositions may also contain adjuvants such as preservatives, wetting agents, emulsifying agents and dispersing agents. Prevention of the action of microorganisms upon the subject compounds may be ensured by the inclusion of various antibacterial and antifungal agents, for example, paraben, chlorobutanol, phenol sorbic acid, and the like. It may also be desirable to include isotonic agents, such as sugars, sodium chloride, and the like into the compositions. In addition, prolonged absorption of the injectable pharmaceutical form may
10 be brought about by the inclusion of agents which delay absorption such as aluminum monostearate and gelatin.

[00182] In some cases, in order to prolong the effect of a drug, it is desirable to slow the absorption of the drug from subcutaneous or intramuscular injection. This may be accomplished by the use of a liquid suspension of crystalline or amorphous material having
15 poor water solubility. The rate of absorption of the drug then depends upon its rate of dissolution which, in turn, may depend upon crystal size and crystalline form. Alternatively, delayed absorption of a parenterally-administered drug form is accomplished by dissolving or suspending the drug in an oil vehicle.

[00183] Injectable depot forms are made by forming microencapsule matrices of the subject
20 compounds in biodegradable polymers such as polylactide-polyglycolide. Depending on the ratio of drug to polymer, and the nature of the particular polymer employed, the rate of drug release can be controlled. Examples of other biodegradable polymers include poly(orthoesters) and poly(anhydrides). Depot injectable formulations are also prepared by entrapping the drug in liposomes or microemulsions which are compatible with body tissue.

25 [00184] When the compounds of the present invention are administered as pharmaceuticals, to humans and animals, they can be given per se or as a pharmaceutical composition containing, for example, 0.1 to 99% (more preferably, 10 to 30%) of active ingredient in combination with a pharmaceutically acceptable carrier.

[00185] The preparations of the present invention may be given orally, parenterally,
30 topically, or rectally. They are of course given in forms suitable for each administration route. For example, they are administered in tablets or capsule form, by injection, inhalation, eye

- 75 -

lotion, ointment, suppository, etc. administration by injection, infusion or inhalation; topical by lotion or ointment; and rectal by suppositories. Oral administrations are preferred.

[00186] The phrases "parenteral administration" and "administered parenterally" as used herein means modes of administration other than enteral and topical administration, usually by injection, and includes, without limitation, intravenous, intramuscular, intraarterial, intrathecal, 5 intracapsular, intraorbital, intracardiac, intradermal, intraperitoneal, transtracheal, subcutaneous, subcuticular, intraarticulare, subcapsular, subarachnoid, intraspinal and intrasternal injection and infusion.

[00187] The phrases "systemic administration," "administered systemically," "peripheral administration" and "administered peripherally" as used herein mean the administration of a 10 compound, drug or other material other than directly into the central nervous system, such that it enters the patient's system and, thus, is subject to metabolism and other like processes, for example, subcutaneous administration.

[00188] These compounds may be administered to humans and other animals for therapy by 15 any suitable route of administration, including orally, nasally, as by, for example, a spray, rectally, intravaginally, parenterally, intracisternally and topically, as by powders, ointments or drops, including buccally and sublingually.

[00189] Regardless of the route of administration selected, the compounds of the present invention, which may be used in a suitable hydrated form, and/or the pharmaceutical 20 compositions of the present invention, are formulated into pharmaceutically-acceptable dosage forms by conventional methods known to those of skill in the art.

[00190] Actual dosage levels of the active ingredients in the pharmaceutical compositions of this invention may be varied so as to obtain an amount of the active ingredient which is 25 effective to achieve the desired therapeutic response for a particular patient, composition, and mode of administration, without being toxic to the patient.

[00191] The selected dosage level will depend upon a variety of factors including the activity of the particular compound of the present invention employed, or the ester, salt or amide thereof, the route of administration, the time of administration, the rate of excretion or metabolism of the particular compound being employed, the rate and extent of absorption, the 30 duration of the treatment, other drugs, compounds and/or materials used in combination with

- 76 -

the particular compound employed, the age, sex, weight, condition, general health and prior medical history of the patient being treated, and like factors well known in the medical arts.

[00192] A physician or veterinarian having ordinary skill in the art can readily determine and prescribe the effective amount of the pharmaceutical composition required. For example, the physician or veterinarian could start doses of the compounds of the invention employed in the pharmaceutical composition at levels lower than that required in order to achieve the desired therapeutic effect and gradually increase the dosage until the desired effect is achieved.

[00193] In general, a suitable daily dose of a compound of the invention will be that amount of the compound which is the lowest dose effective to produce a therapeutic effect. Such an effective dose will generally depend upon the factors described above. Preferably, the compounds are administered at about 0.01 mg/kg to about 200 mg/kg, more preferably at about 0.1 mg/kg to about 100 mg/kg, even more preferably at about 0.5 mg/kg to about 50 mg/kg. When the compounds described herein are co-administered with another agent (*e.g.*, as sensitizing agents), the effective amount may be less than when the agent is used alone.

[00194] If desired, the effective daily dose of the active compound may be administered as two, three, four, five, six or more sub-doses administered separately at appropriate intervals throughout the day, optionally, in unit dosage forms. Preferred dosing is one administration per day.

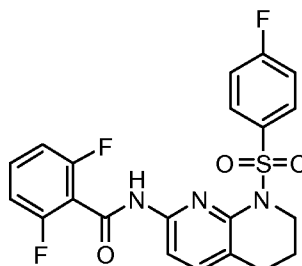
[00195] The invention further provides a unit dosage form (such as a tablet or capsule) comprising a tetrahydro[1,8]naphthyridine or related compound described herein (such as a compound of any one of Formulae I-V or a specific compound described herein, such as in Tables 1-3) in a therapeutically effective amount for the treatment of an immune or inflammatory disorder, such as one of the particular immune disorders or inflammatory disorders described herein.

EXAMPLES

[00196] The invention now being generally described, will be more readily understood by reference to the following examples, which are included merely for purposes of illustration of certain aspects and embodiments of the present invention, and are not intended to limit the invention.

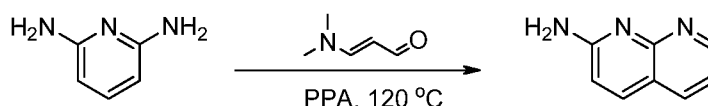
- 77 -

EXAMPLE 1 -- Synthesis of 2,6-Difluoro-N-(8-(4-fluorobenzenesulfonyl)-5,6,7,8-tetrahydro[1,8]naphthyridin-2-yl)benzamide (1)



[00197] The title compound was prepared according to the procedures described below.

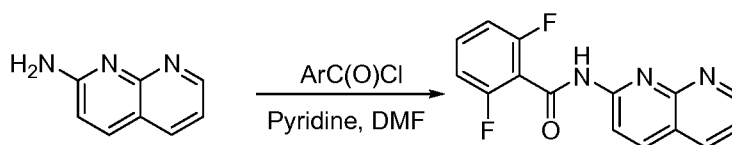
5 **Part I -- Synthesis of [1,8]-Naphthyridin-2-ylamine**



[00198] Pyridine-2,6-diamine (0.30 g, 2.8 mmol), 3-dimethylaminoacrolein (90%, 0.30 g, 2.8 mmol), and polyphosphoric acid (PPA) (2.7 mL) were combined and the reaction mixture was heated to 120 °C for 10 hours. Then, the reaction mixture was poured on ice water and

10 neutralized with solid sodium carbonate. The resulting aqueous mixture was extracted three times with ethyl acetate and the combined organic extracts were washed with brine, concentrated, and purified by column chromatography (EtOAc/hexanes) to give [1,8]-naphthyridin-2-ylamine. Yield 85 mg (21%). LCMS (ESI): calc. $C_8H_7N_3 = 145$; obs. $M+H = 146$.

15 **Part II -- Synthesis of 2,6-Difluoro-N-[1,8]naphthyridin-2-ylbenzamide**



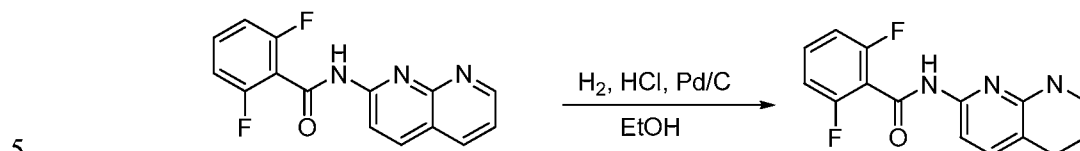
[00199] [1,8]-Naphthyridin-2-ylamine (85 mg, 0.59 mmol) was dissolved in dichloromethane (2 mL) and pyridine (0.10 mL, 1.2 mmol). 2,6-Difluorobenzoyl chloride (0.068 mL, 0.76 mmol) was then added and the reaction mixture was stirred at room temperature for 30 minutes.

20 Next, the reaction mixture was diluted with ethyl acetate and washed with water followed by brine. The resulting organic solution was purified by column chromatography

- 78 -

(EtOAc/hexanes) to give 2,6-difluoro-*N*-[1,8]naphthyridin-2-ylbenzamide. Yield 35 mg (21%). LCMS (ESI): calc. $C_{15}H_9F_2N_3O = 285$; obs. $M+H = 286$.

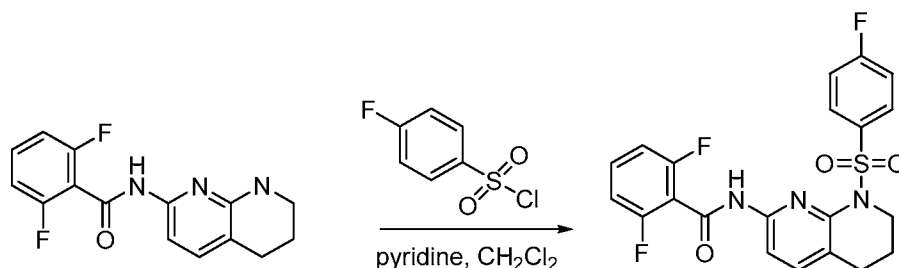
Part III – Synthesis of 2,6-Difluoro-*N*-(5,6,7,8-tetrahydro[1,8]naphthyridin-2-yl)benzamide



[00200] 2,6-Difluoro-*N*-[1,8]naphthyridin-2-ylbenzamide (35 mg, 0.12 mmol) and 10% Pd/C (15 mg) were suspended in ethanol (5 mL). Concentrated HCl (0.02 mL, 0.24 mmol) was then added and the reaction mixture was stirred under hydrogen (1 atmosphere) for three hours. Next, the reaction mixture was filtered through Celite and concentrated to give 2,6-difluoro-*N*-(5,6,7,8-tetrahydro[1,8]naphthyridin-2-yl)benzamide. Yield 33 mg (95%). LCMS (ESI): calc. $C_{15}H_{13}F_2N_3O = 289$; obs. $M+H = 290$.

10

Part IV – Synthesis of 2,6-Difluoro-*N*-(8-(4-fluorobenzenesulfonyl)-5,6,7,8-tetrahydro[1,8]naphthyridin-2-yl)benzamide



15 [00201] 2,6-Difluoro-*N*-(5,6,7,8-tetrahydro[1,8]naphthyridin-2-yl)benzamide (30 mg, 0.10 mmol) was dissolved in dichloromethane (0.3 mL) and pyridine (0.025 mL, 0.31 mmol). 4-Fluorobenzenesulfonyl chloride (23 mg, 0.12 mmol) was then added and the reaction mixture was stirred at room temperature for 12 hours. Next, the reaction mixture was washed with 1M HCl(aq), sat'd NaHCO₃(aq), and brine. The resulting organic solution was concentrated,

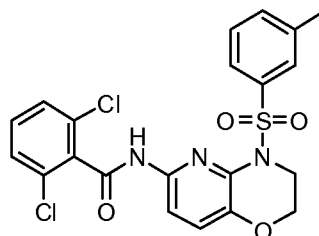
20 dissolved in DMSO, and purified by HPLC to give 2,6-difluoro-*N*-(8-(4-fluorobenzenesulfonyl)-5,6,7,8-tetrahydro[1,8]naphthyridin-2-yl)benzamide. ¹H NMR 250MHz CDCl₃ δ 8.13 (bs, 1H), 8.03 (dd, *J* = 7.9, 4.3 Hz, 2H), 7.83 (d, *J* = 7.9 Hz, 1H), 7.48 (p, *J* = 6.5 Hz, 1H), 7.38 (d, *J* = 7.9 Hz, 1H), 7.15 (t, *J* = 7.9 Hz, 2H), 7.06 (t, *J* = 7.8 Hz, 2H),

- 79 -

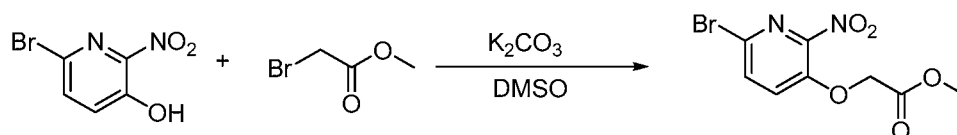
4.07 (dd, $J = 5.8, 4.3$ Hz, 2H), 2.76 (t, $J = 6.5$ Hz, 2 H), 2.06 (p, $J = 5.8$ Hz, 2 H). LCMS (ESI): calc. $C_{21}H_{16}F_3N_3O_3S = 447$; obs. $M+H = 448$.

EXAMPLE 2 -- Synthesis of 2,6-Dichloro-*N*-[4-(toluene-3-sulfonyl)-3,4-dihydro-2*H*-pyrido[3,2-*b*][1,4]oxazin-6-yl]-benzamide (2)

5

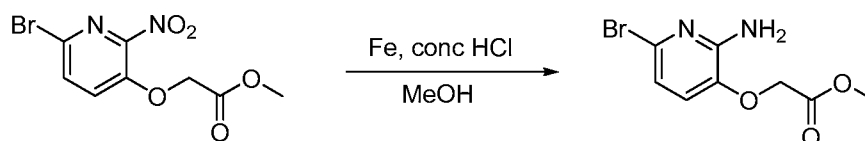


Part I – Synthesis of (6-Bromo-2-nitropyridin-3-yloxy)acetic acid methyl ester



[00202] 6-Bromo-2-nitropyridin-3-ol (10.8 g, 49.1 mmol) was dissolved in dimethylsulfoxide (DMSO) (30 mL). Potassium carbonate (13.6 g, 98.6 mmol) and bromoacetic acid methyl ester (7.0 mL, 74 mmol) were added and the reaction mixture was stirred at 60 °C for two hours. Then, the reaction mixture was cooled to room temperature and neutralized with 1N HCl(aq). The aqueous solution was extracted twice with ethyl acetate, and the combined organic extracts were washed with brine. The product was purified by column chromatography (SiO₂, EtOAc/hexanes) to afford (6-bromo-2-nitropyridin-3-yloxy)acetic acid methyl ester. Yield 10.9 g (37.5 mmol, 76%). LCMS (ESI): calc. $C_8H_7BrN_2O_5 = 290, 292$; obs. Low ionization.

Part II – Synthesis of (2-Amino-6-bromopyridin-3-yloxy)acetic acid methyl ester



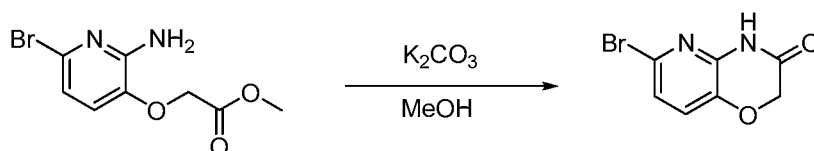
[00203] (6-Bromo-2-nitropyridin-3-yloxy)acetic acid methyl ester (10.9 g, 37.5 mmol) was dissolved in methanol (90 mL). Concentrated HCl (10 mL) was then added followed by iron (6.4 g, 110 mmol). The reaction mixture was stirred at 60 °C for 1 hour. Then, the reaction mixture was cooled to room temperature and neutralized with solid sodium bicarbonate. The insoluble iron salts were removed by centrifugation. Silica gel was then added to the

20

- 80 -

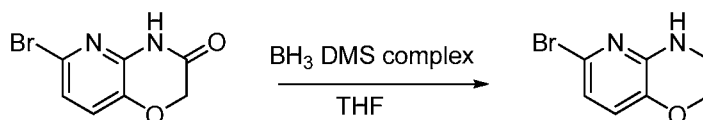
supernatant and the solvents were removed under reduced pressure. The resulting crude material was purified by column chromatography (SiO₂, EtOAc/hexanes) to give (2-amino-6-bromopyridin-3-yloxy)acetic acid methyl ester. Yield 4.0 g (15 mmol, 40%). LCMS (ESI): calc. C₈H₉BrN₂O₃ = 260, 262; obs. M+H = 261, 263.

5 Part III – Synthesis of 6-Bromo-4*H*-pyrido[3,2-*b*][1,4]oxazine-3-one



[00204] (2-Amino-6-bromopyridin-3-yloxy)acetic acid methyl ester (4.0 g, 15 mmol) was dissolved in MeOH (40 mL). K₂CO₃ (3.0 g, 22 mmol) was added and the reaction was stirred at 70 °C for 1 hour. Then, the solvent was removed under reduced pressure and the resulting slurry was suspended in dichloromethane (DCM) and washed with H₂O and then brine. The organic layer was dried (Na₂SO₄) and the product was precipitated from DCM/Et₂O to give 6-bromo-4*H*-pyrido[3,2-*b*][1,4]oxazin-3-one. Yield 1.9 g (8.3 mmol, 55%). LCMS (ESI): calc. C₇H₅BrN₂O₂ = 228, 230; obs. M+H = 229, 231.

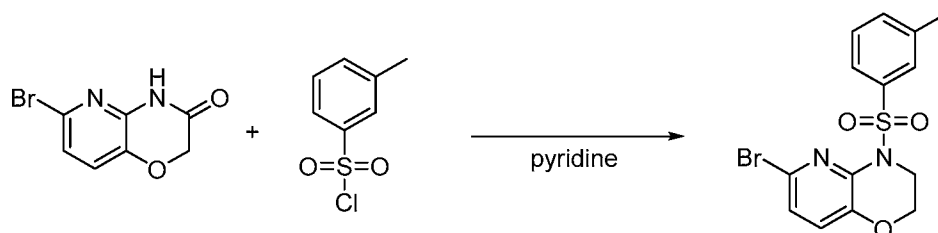
Part IV – Synthesis of 6-Bromo-3,4-dihydro-2*H*-pyrido[3,2-*b*][1,4]oxazine



[00205] 6-Bromo-4*H*-pyrido[3,2-*b*][1,4]oxazin-3-one (1.35 g, 5.89 mmol) was dissolved in THF (40 mL). Boranedimethylsulphide complex (2.0 M in THF, 5.89 mL, 11.79 mmol) was added and the resulting mixture heated to 70 °C under nitrogen for 15 minutes. Next, the reaction mixture was cooled to room temperature, quenched with methanol (~5 mL), and then dried under vacuum to obtain a white solid. The crude material was dissolved in dichloromethane and washed with H₂O. The aqueous phase was discarded and the organic phase was dried under vacuum to give 6-bromo-3,4-dihydro-2*H*-pyrido[3,2-*b*][1,4]oxazine. Yield: 1.1 g (87%). LCMS (ESI): calc. C₇H₇BrN₂O = 214, 216; obs. M+H = 215, 217.

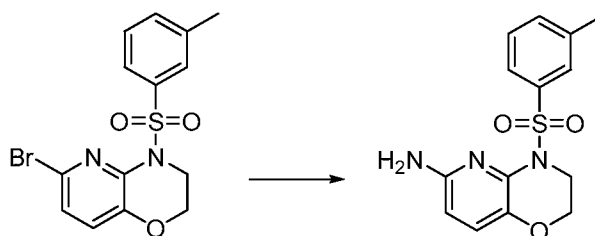
- 81 -

Part V – Synthesis of 6-Bromo-4-(toluene-3-sulfonyl)-3,4-dihydro-2H-pyrido[3,2-*b*][1,4]oxazine



[00206] 6-Bromo-3,4-dihydro-2H-pyrido[3,2-*b*][1,4]oxazine (1.0 g, 4.65 mmol) and *m*-tolylsulfonyl chloride were dissolved in pyridine (10 mL). The resulting mixture was stirred at 80 °C for one hour. An additional portion of *m*-tolylsulfonyl chloride (0.98 g, 5.12 mmol) was added and the reaction mixture was stirred at 80 °C for 16 hours. Next, excess solvent was removed under vacuum, and the resulting oil was triturated with water to obtain a tan solid, which was collected by vacuum filtration and washed with water and diethyl ether to give 6-bromo-4-(toluene-3-sulfonyl)-3,4-dihydro-2H-pyrido[3,2-*b*][1,4]oxazine. Yield 1.3 g (76%). LCMS (ESI): calc. C₁₄H₁₃BrN₂O₃S = 368, 370; obs. M+H = 369, 371.

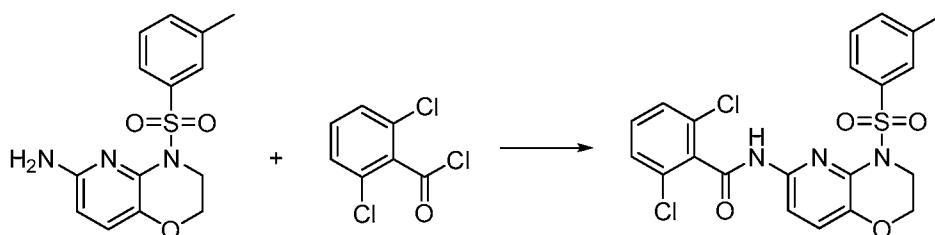
Part VI – Synthesis of 4-(Toluene-3-sulfonyl)-3,4-dihydro-2H-pyrido[3,2-*b*][1,4]oxazin-6-ylamine



[00207] 6-Bromo-4-(toluene-3-sulfonyl)-3,4-dihydro-2H-pyrido[3,2-*b*][1,4]oxazine (300 mg, 0.81 mmol) was dissolved in *p*-dioxane (10 mL), followed by benzophenone imine (409 μL, 2.44 mmol), sodium *tert*-butoxide (207 mg, 2.15 mmol), XantPhos (70 mg, 0.12 mmol), and finally Pd₂(dba)₃ (74 mg, 0.08 mmol). The resulting mixture was heated to 100 °C for 2.5 hours. Then, the reaction mixture was concentrated under vacuum and partitioned in a mixture of ethyl acetate and water. The aqueous phase was discarded, and the organic phase was concentrated and purified by flash chromatography (12 g silica column, 0-60% EtOAc/Hexane) to give 4-(toluene-3-sulfonyl)-3,4-dihydro-2H-pyrido[3,2-*b*][1,4]oxazin-6-ylamine. Yield 80 mg (32%). LCMS (ESI): calc. C₁₄H₁₅N₃O₃S = 305; obs. M+H = 306.

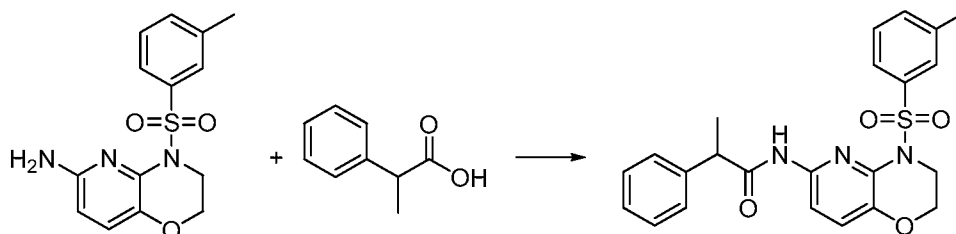
- 82 -

Part VII – Synthesis of 2,6-Dichloro-*N*-[4-(toluene-3-sulfonyl)-3,4-dihydro-2*H*-pyrido[3,2-*b*][1,4]oxazin-6-yl]-benzamide



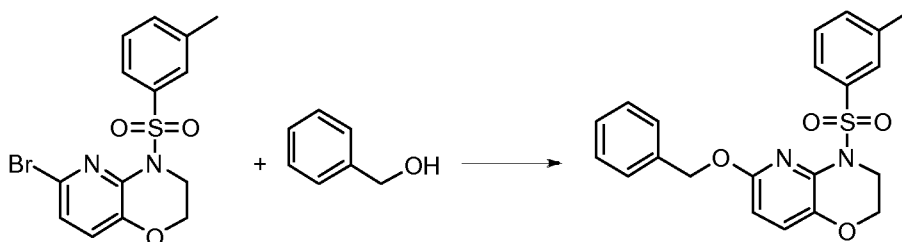
- [00208]** 4-(Toluene-3-sulfonyl)-3,4-dihydro-2*H*-pyrido[3,2-*b*][1,4]oxazin-6-ylamine (20 mg, 0.065 mmol) was dissolved in *p*-dioxane (0.400 mL) and water (0.100 mL), followed by 2,6-dichlorobenzoyl chloride (21 μ L, 0.098 mmol) and NaHCO₃ (11 mg, 0.13 mmol). The resulting mixture was stirred at room temperature for 15 hours, concentrated under vacuum, and purified by HPLC to give 2,6-dichloro-*N*-[4-(toluene-3-sulfonyl)-3,4-dihydro-2*H*-pyrido[3,2-*b*][1,4]oxazin-6-yl]-benzamide. LCMS (ESI): calc. C₂₁H₁₇Cl₂N₃O₄S = 477; obs. M+H = 478.

EXAMPLE 3 -- Synthesis of 2-Phenyl-*N*-[4-(toluene-3-sulfonyl)-3,4-dihydro-2*H*-pyrido[3,2-*b*][1,4]oxazin-6-yl]-propionamide (3)



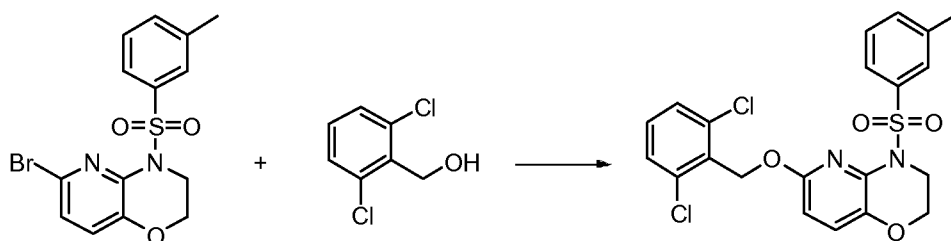
- [00209]** 4-(Toluene-3-sulfonyl)-3,4-dihydro-2*H*-pyrido[3,2-*b*][1,4]oxazin-6-ylamine (20 mg, 0.065 mmol) was dissolved in *N*-methylpyrrolidinone (0.5 mL), followed by (d,l)-2-phenylpropionic acid (30 μ L, 0.11 mmol), HATU (45 mg, 0.12 mmol), and diisopropyl ethylamine (23 μ L, 0.13 mmol). The reaction mixture was stirred at room temperature for 18 hours. Then, the reaction mixture was then purified by HPLC to give 2-phenyl-*N*-[4-(toluene-3-sulfonyl)-3,4-dihydro-2*H*-pyrido[3,2-*b*][1,4]oxazin-6-yl]-propionamide. LCMS (ESI): calc. C₂₃H₂₃N₃O₄S = 437; obs. M+H = 438.

EXAMPLE 4 -- Synthesis of 6-(Benzyloxy)-4-*m*-tolylsulfonyl)-3,4-dihydro-2*H*-pyrido[3,2-*b*][1,4]oxazine (4)



[00210] To 6-bromo-4-(toluene-3-sulfonyl)-3,4-dihydro-2*H*-pyrido[3,2-*b*][1,4]oxazine (50
 5 mg, 140 μmol) in benzyl alcohol (400 μL) was added CuI (15 mg, 79 μmol), 1,10-phenanthroline (15 mg, 83 μmol), and Cs₂CO₃ (70 mg, 210 μmol). The resulting mixture was heated to 130 °C for 2 hours. Next, the reaction mixture was cooled to room temperature and quenched with a small amount of water, then extracted with ethyl acetate. The aqueous phase was discarded and the organic phase concentrated under reduced pressure. The resulting
 10 residue was purified by HPLC to afford 6-benzyloxy-4-(toluene-3-sulfonyl)-3,4-dihydro-2*H*-pyrido[3,2-*b*][1,4]oxazine. LCMS (ESI): calc. C₂₁H₂₀N₂O₄S = 396; obs. M+H = 397.

EXAMPLE 5 -- Synthesis of 6-(2,6-Dichlorobenzyloxy)-4-*m*-tolylsulfonyl)-3,4-dihydro-2*H*-pyrido[3,2-*b*][1,4]oxazine (5)

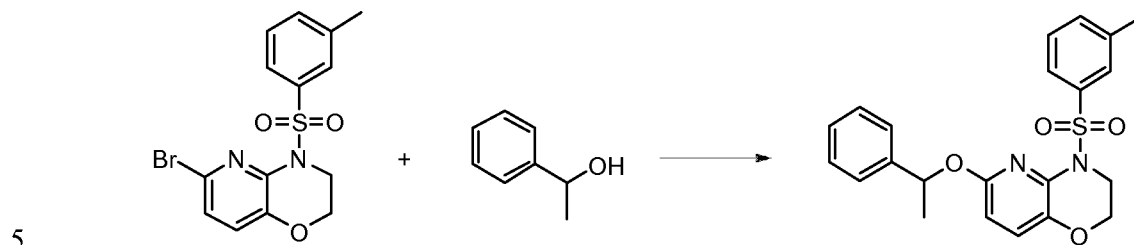


15 [00211] To 6-bromo-4-(toluene-3-sulfonyl)-3,4-dihydro-2*H*-pyrido[3,2-*b*][1,4]oxazine (50 mg, 140 μmol) in 2,6-dichlorobenzyl alcohol (400 μL) was added CuI (15 mg, 79 μmol), 1,10-phenanthroline (15 mg, 83 μmol), and Cs₂CO₃ (70 mg, 210 μmol). The resulting mixture was heated to 130 °C for 2 hours. Next, the reaction mixture was cooled to room temperature and quenched with a small amount of water, then extracted with ethyl acetate. The aqueous
 20 phase was discarded and the organic phase was concentrated under reduced pressure. The resulting residue was purified by HPLC to give 6-(2,6-dichloro-benzyloxy)-4-(toluene-3-

- 84 -

sulfonyl)-3,4-dihydro-2*H*-pyrido[3,2*b*][1,4] oxazine. LCMS (ESI): calc. C₂₁H₁₈Cl₂N₂O₄S = 464; obs. M+H = 465.

EXAMPLE 6 -- Synthesis of 6-(1-Phenylethoxy)-4-*m*-tolylsulfonyl)-3,4-dihydro-2*H*-pyrido[3,2-*b*][1,4]oxazine (6)



[00212] To 6-bromo-4-(toluene-3-sulfonyl)-3,4-dihydro-2*H*-pyrido[3,2-*b*][1,4]oxazine (50 mg, 140 μmol) in (d,1)-1-phenylethanol (400 μL) was added CuI (15 mg, 79 μmol), 1,10-phenanthroline (15 mg, 83 μmol), and Cs₂CO₃ (70 mg, 210 μmol). The resulting mixture was heated to 130 °C for 2 hours. Next, the reaction mixture was cooled to room temperature and quenched with a small amount of water, then extracted with ethyl acetate. The aqueous phase was discarded and the organic phase was concentrated under reduced pressure. The resulting residue was purified by HPLC to give 6-(1-phenylethoxy)-4-(toluene-3-sulfonyl)-3,4-dihydro-2*H*-pyrido[3,2-*b*][1,4] oxazine. LCMS(ESI): calc. C₂₂H₂₂N₂O₄S = 410; obs. M+H = 411.

10

EXAMPLE 7 – Biological Assays for Inhibition of ROR γ

15 [00213] Exemplary compounds from the above Examples were tested for ability to increase ROR γ activity using a ROR γ -Ligand Binding Domain (LBD) TR-FRET Assay. Assay procedures and results are described below.

Part I – Procedures for ROR γ -Ligand Binding Domain TR-FRET Assay

[00214] Recombinant, HIS-tagged ROR γ -LBD was expressed in SF9 cells using a baculovirus expression system. Cells were lysed and the lysate was used as a source for ROR γ -LBD for the assay. A 1:80 dilution of ROR γ -LBD lysate in assay buffer (25 mM HEPES pH 7.0, 100 mM NaCl, 0.01% Tween, 0.1% BSA) was prepared and 5 μL was added to each well (ROR γ -LBD final concentration ~3 nM). Control wells received lysate from SF9 cells not expressing ROR γ -LBD.

20

- 85 -

[00215] Compounds to be tested were diluted to 100x final test concentration in DMSO and further diluted to 4x final test concentration using assay buffer to provide the test compound mixture. An aliquot (5 μ L) of the test compound mixture was added to each well.

[00216] A 4x stock of biotinylated-LXXLL peptide from SRC1-2 (Biotin-CPSSHSSLTERHKILHRLLEGGSPS) was prepared in assay buffer and a 5 μ L aliquot added to each well (450 nM final concentration). A 4x solution of europium tagged anti-HIS antibody (2 nM final concentration) and APC conjugated streptavidin (60 nM final concentration) were prepared and a 5 μ L aliquot added to each well.

[00217] The final assay mixture was incubated for 4 hours to overnight, and the fluorescence signal was measured on an Envision plate reader: (Excitation filter = 340 nm; APC emission = 665 nm; Europium emission = 615 nm; dichroic mirror = D400/D630; delay time = 100 μ s, integration time = 200 μ s).

[00218] EC_{50} values for test compounds were calculated from the quotient of the fluorescence signal at 665 nm divided by the fluorescence signal at 615 nm using GraphPad Prism software.

Part III – Results

[00219] Compounds 1-6 from the above Examples were tested. Compounds 1-5 were determined to have an EC_{50} less than or equal 15 μ M. No promotion of ROR γ activity was detected for compound 6 during the assay measuring EC_{50} values less than or equal to 20 μ M.

INCORPORATION BY REFERENCE

[00220] The entire disclosure of each of the patent documents and scientific articles referred to herein is incorporated by reference for all purposes.

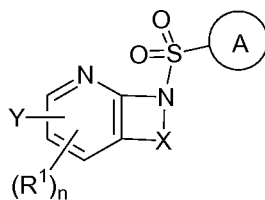
EQUIVALENTS

[00221] The invention may be embodied in other specific forms without departing from the spirit or essential characteristics thereof. The foregoing embodiments are therefore to be considered in all respects illustrative rather than limiting the invention described herein. Scope of the invention is thus indicated by the appended claims rather than by the foregoing description, and all changes that come within the meaning and range of equivalency of the claims are intended to be embraced therein.

- 86 -

We Claim:

1 1. A compound represented by Formula I:



(I)

4 or a pharmaceutically acceptable salt or solvate thereof; wherein:

5 A is aryl, aralkyl, heteroaryl, cycloalkyl, or heterocycloalkyl; each of which is
6 optionally substituted with 1, 2, or 3 substituents independently selected from the group
7 consisting of halogen, hydroxyl, C₁₋₆alkyl, C₁₋₆haloalkyl, C₁₋₆hydroxyalkyl, C₁₋₆alkoxy, C₁₋₆
8 haloalkoxy, -N(R⁴)(R⁵), -CO₂R⁶, -C(O)R⁶, -CN, -C₁₋₄alkylene-C₁₋₄alkoxy, -C₁₋₄
9 alkylene-N(R⁴)(R⁵), -C₁₋₄alkylene-CO₂R⁶, -O-C₁₋₆alkylene-N(R⁴)(R⁵), -N(R⁴)C(O)-C₁₋₆
10 alkylene-N(R⁴)(R⁵), -S(O)_pC₁₋₆alkyl, -SO₂N(R⁴)(R⁵), -N(R⁴)SO₂(C₁₋₆alkyl), -C(O)N(R⁴)(R⁵),
11 and -N(R⁴)C(O)N(R⁴)(R⁵);

12 X is -O-[C(R⁶)(R⁷)]-[C(R⁶)₂]_m-ψ, -O-C(R⁶)₂-C(R⁶)(R⁷)-C(R⁶)₂-ψ, -O-C(R⁶)₂-C(R⁶)(R⁷)-
13 ψ, -C(R⁶)₂-[C(R⁶)(R⁷)]-[C(R⁶)₂]_m-ψ, -C(O)-[C(R⁶)(R⁷)]-[C(R⁶)₂]_m-ψ, -C(R⁶)₂-N(R⁸)-
14 [C(R⁶)(R⁷)]-[C(R⁶)₂]_m-ψ, -C(R⁶)=N-ψ, -C(R⁶)₂C(R⁶)=N-ψ, -N=C(R⁶)-ψ, or -N=C(R⁶)C(R⁶)₂-
15 ψ; wherein ψ is a bond to the sulfonamide ring nitrogen atom in Formula I;

16 Y is -N(R²)(R³) or -O-aralkyl, wherein said aralkyl is optionally substituted with 1, 2, or
17 3 substituents independently selected from the group consisting of halogen, hydroxyl, C₁₋₆
18 alkoxy, C₁₋₆haloalkoxy, C₁₋₆alkyl, C₁₋₆haloalkyl, -N(R⁴)(R⁵), -CN, -CO₂-C₁₋₆alkyl, -C(O)-C₁₋₆
19 alkyl, -C(O)N(R⁴)(R⁵), -S(O)_pC₁₋₆alkyl, -SO₂N(R⁴)(R⁵), and -N(R⁴)SO₂(C₁₋₆alkyl);

20 R¹ represents independently for each occurrence hydrogen, halogen, or C₁₋₆alkyl;

21 R² is -C(O)-aryl, -C(O)-aralkyl, -C(O)-[C(R⁶)₂]_m-cycloalkyl, -C(O)-[C(R⁶)₂]_m-
22 heterocyclyl, -C(O)-C₁₋₈alkyl, -C(O)-C₁₋₆alkylene-C₁₋₆alkoxy, -C(O)-C₁₋₆alkylene-cycloalkyl,
23 or -C(O)-C₁₋₆alkylene-heterocycloalkyl; each of which is optionally substituted with 1, 2, or 3
24 substituents independently selected from the group consisting of halogen, hydroxyl, C₁₋₆alkoxy,
25 C₁₋₆haloalkoxy, C₁₋₆alkyl, C₁₋₆haloalkyl, -N(R⁴)(R⁵), -CN, -CO₂-C₁₋₆alkyl, -C(O)-C₁₋₆alkyl,
26 -C(O)N(R⁴)(R⁵), -S(O)_pC₁₋₆alkyl, -SO₂N(R⁴)(R⁵), and -N(R⁴)SO₂(C₁₋₆alkyl);

27 R³ is hydrogen or C₁₋₆alkyl;

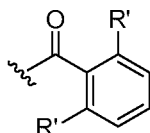
- 87 -

- 28 R⁴ and R⁵ each represent independently for each occurrence hydrogen or C₁₋₆alkyl; or
 29 R⁴ and R⁵ taken together with the nitrogen atom to which they are attached form a 3-7
 30 membered heterocyclic ring;
- 31 R⁶ represents independently for each occurrence hydrogen or C₁₋₆alkyl;
 32 R⁷ is hydrogen, hydroxyl, C₁₋₆hydroxyalkyl, C₁₋₆alkyl, C₁₋₆haloalkyl, -CO₂R⁶, C₁₋₆
 33 alkylene-CO₂R⁶, C₁₋₄hydroxyalkylene-CO₂R⁶, -N(R⁴)(R⁵), C₁₋₆alkylene-N(R⁴)(R⁵), C₁₋₆
 34 hydroxyalkylene-N(R⁴)(R⁵), -N(R⁴)C(O)R⁹, C₁₋₆alkylene-N(R⁴)C(O)R⁹, C₁₋₆
 35 alkylene-C(O)N(R⁴)(R⁵), -N(R⁴)CO₂-C₁₋₆alkyl, or C₁₋₆alkylene-N(R⁴)(C(O)N(R⁴)(R⁵)); or R⁷ is
 36 heterocycloalkyl or C₁₋₄alkylene-heterocycloalkyl, wherein the heterocycloalkyl is optionally
 37 substituted with 1, 2, or 3 substituents independently selected from the group consisting of oxo,
 38 halogen, hydroxyl, C₁₋₆alkyl, C₁₋₆haloalkyl, C₁₋₆hydroxyalkyl, C₁₋₆alkoxy, and C₁₋₆haloalkoxy;
- 39 R⁸ is hydrogen, C₁₋₆alkyl, or -C(O)-C₁₋₆alkyl;
 40 R⁹ is hydrogen, C₁₋₆alkyl, C₁₋₆hydroxyalkyl, C₁₋₆alkylene-N(R⁴)(R⁵), or C₁₋₆
 41 alkylene-N(R⁴)C(O)-C₁₋₆alkyl;
- 42 n is 1 or 2; and
 43 m and p each represent independently for each occurrence 0, 1, or 2.
- 1 2. The compound of claim 1, wherein A is aryl optionally substituted with 1, 2, or 3
 2 substituents independently selected from the group consisting of halogen, C₁₋₆alkyl, C₁₋₆
 3 haloalkyl, C₁₋₆alkoxy, and C₁₋₆haloalkoxy.
 - 1 3. The compound of claim 1, wherein A is phenyl optionally substituted with 1, 2, or 3
 2 substituents independently selected from the group consisting of halogen, C₁₋₆alkyl, C₁₋₆
 3 haloalkyl, C₁₋₆alkoxy, and C₁₋₆haloalkoxy.
 - 1 4. The compound of claim 1, wherein A is heteroaryl optionally substituted with 1, 2, or 3
 2 substituents independently selected from the group consisting of halogen, C₁₋₆alkyl, C₁₋₆
 3 haloalkyl, C₁₋₆alkoxy, and C₁₋₆haloalkoxy.
 - 1 5. The compound of any one of claims 1-4, wherein X is -O-[C(R⁶)(R⁷)]-[C(R⁶)₂]_{m-ψ}.
 - 1 6. The compound of any one of claims 1-4, wherein X is -C(R⁶)₂-[C(R⁶)(R⁷)]-[C(R⁶)₂]_{m-ψ}.
 - 1 7. The compound of any one of claims 1-6, wherein R¹ is hydrogen.
 - 1 8. The compound of any one of claims 1-7, wherein Y is -N(R²)(R³).
 - 1 9. The compound of any one of claims 1-8, wherein R² is -C(O)-aryl or -C(O)-aralkyl;
 2 each of which is optionally substituted with 1, 2, or 3 substituents independently

3 selected from the group consisting of halogen, hydroxyl, C₁₋₆alkoxy, C₁₋₆haloalkoxy, C₁₋
4 alkyl, and C₁₋₆haloalkyl.

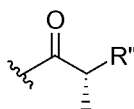
1 10. The compound of any one of claims 1-8, wherein R² is -C(O)-phenyl or -C(O)-benzyl;
2 each of which is optionally substituted with 1, 2, or 3 substituents independently
3 selected from the group consisting of halogen, C₁₋₆alkyl, and C₁₋₆haloalkyl.

1 11. The compound of any one of claims 1-8, wherein R² is represented by:



2
3 wherein each R' is independently halogen, C₁₋₆alkyl, or C₁₋₆haloalkyl.

1 12. The compound of any one of claims 1-8, wherein R² is represented by:



2
3 wherein R'' is C₁₋₆alkyl, aryl, or heterocyclyl, each of which is optionally substituted
4 with 1, 2, or 3 substituents independently selected from the group consisting of halogen,
5 hydroxyl, C₁₋₆alkoxy, C₁₋₆haloalkoxy, C₁₋₆alkyl, C₁₋₆haloalkyl, -N(R⁴)(R⁵), -CN, -CO₂-
6 C₁₋₆alkyl, -C(O)-C₁₋₆alkyl, -C(O)N(R⁴)(R⁵), -S(O)_pC₁₋₆alkyl, -SO₂N(R⁴)(R⁵), and
7 -N(R⁴)SO₂(C₁₋₆alkyl).

1 13. The compound of any one of claims 1-12, wherein R³ is hydrogen.

1 14. The compound of any one of claims 1-7, wherein Y is -O-aralkyl optionally substituted
2 with 1, 2, or 3 substituents independently selected from the group consisting of halogen,
3 hydroxyl, C₁₋₆alkoxy, C₁₋₆haloalkoxy, C₁₋₆alkyl, C₁₋₆haloalkyl, -N(R⁴)(R⁵), -CN, -CO₂-
4 C₁₋₆alkyl, and -C(O)-C₁₋₆alkyl.

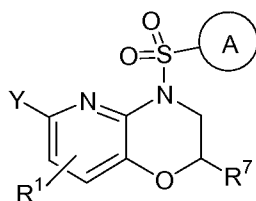
1 15. The compound of any one of claims 1-7, wherein Y is -O-benzyl optionally substituted
2 with 1, 2, or 3 substituents independently selected from the group consisting of halogen,
3 C₁₋₆alkyl, and C₁₋₆haloalkyl.

1 16. The compound of any one of claims 1-15, wherein R⁷ is hydrogen.

1 17. The compound of any one of claims 1-15, wherein R⁷ is hydroxyl, C₁₋₆hydroxyalkyl, C₁₋
2 alkyl, C₁₋₆haloalkyl, -CO₂R⁶, C₁₋₆alkylene-CO₂R⁶, C₁₋₄hydroxyalkylene-CO₂R⁶,
3 -N(R⁴)(R⁵), C₁₋₆alkylene-N(R⁴)(R⁵), C₁₋₆hydroxyalkylene-N(R⁴)(R⁵), -N(R⁴)C(O)R⁹, C₁₋
4 alkylene-N(R⁴)C(O)R⁹, C₁₋₆alkylene-C(O)N(R⁴)(R⁵), -N(R⁴)CO₂-C₁₋₆alkyl, or
5 -N(R⁴)C(O)R⁹.

- 89 -

- 1 18. The compound of any one of claims 1-15, wherein R^7 is C_{1-6} hydroxyalkyl, C_{1-6} alkyl, C_{1-6} alkylene- CO_2R^6 , $-N(R^4)(R^5)$, C_{1-6} alkylene- $N(R^4)(R^5)$, or C_{1-6} alkylene- $N(R^4)C(O)R^9$.
- 1 19. The compound of any one of claims 1-15, wherein R^7 is C_{1-3} hydroxyalkyl, methyl, ethyl, or C_{1-3} alkylene- $N(H)C(O)-C_{1-4}$ alkyl.
- 1 20. The compound of claim 1, wherein the compound is represented by Formula II:



(II)

2
3
4 or a pharmaceutically acceptable salt or solvate thereof; wherein:

5 A is aryl, aralkyl, heteroaryl, cycloalkyl, or heterocycloalkyl; each of which is
6 optionally substituted with 1, 2, or 3 substituents independently selected from the group
7 consisting of halogen, hydroxyl, C_{1-6} alkyl, C_{1-6} haloalkyl, C_{1-6} hydroxyalkyl, C_{1-6} alkoxy, C_{1-6}
8 haloalkoxy, $-N(R^4)(R^5)$, $-CO_2R^6$, $-C(O)R^6$, $-CN$, $-C_{1-4}$ alkylene- C_{1-4} alkoxy, and $-C_{1-4}$
9 alkylene- $N(R^4)(R^5)$;

10 Y is $-N(R^2)(R^3)$ or $-O$ -aralkyl, wherein said aralkyl is optionally substituted with 1, 2, or
11 3 substituents independently selected from the group consisting of halogen, hydroxyl, C_{1-6}
12 alkoxy, C_{1-6} haloalkoxy, C_{1-6} alkyl, C_{1-6} haloalkyl, $-N(R^4)(R^5)$, $-CN$, $-CO_2-C_{1-6}$ alkyl, $-C(O)-C_{1-6}$
13 alkyl, $-C(O)N(R^4)(R^5)$, $-S(O)_pC_{1-6}$ alkyl, $-SO_2N(R^4)(R^5)$, and $-N(R^4)SO_2(C_{1-6}$ alkyl);

14 R^1 is hydrogen, halogen, or C_{1-6} alkyl;

15 R^2 is $-C(O)$ -aryl, $-C(O)$ -aralkyl, $-C(O)-[C(R^6)_2]_m$ -cycloalkyl, $-C(O)-[C(R^6)_2]_m$ -
16 heterocyclyl, $-C(O)-C_{1-8}$ alkyl, $-C(O)-C_{1-6}$ alkylene- C_{1-6} alkoxy, $-C(O)-C_{1-6}$ alkylene-cycloalkyl,
17 or $-C(O)-C_{1-6}$ alkylene-heterocycloalkyl; each of which is optionally substituted with 1, 2, or 3
18 substituents independently selected from the group consisting of halogen, hydroxyl, C_{1-6} alkoxy,
19 C_{1-6} haloalkoxy, C_{1-6} alkyl, C_{1-6} haloalkyl, $-N(R^4)(R^5)$, $-CN$, $-CO_2-C_{1-6}$ alkyl, $-C(O)-C_{1-6}$ alkyl,
20 $-C(O)N(R^4)(R^5)$, $-S(O)_pC_{1-6}$ alkyl, $-SO_2N(R^4)(R^5)$, and $-N(R^4)SO_2(C_{1-6}$ alkyl);

21 R^3 is hydrogen or C_{1-6} alkyl;

22 R^4 and R^5 each represent independently for each occurrence hydrogen or C_{1-6} alkyl; or
23 R^4 and R^5 taken together with the nitrogen atom to which they are attached form a 3-7
24 membered heterocyclic ring;

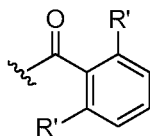
25 R^6 represents independently for each occurrence hydrogen or C_{1-6} alkyl;

- 90 -

26 R^7 is hydrogen, hydroxyl, C_{1-6} hydroxyalkyl, C_{1-6} alkyl, C_{1-6} haloalkyl, $-CO_2R^6$, C_{1-}
 27 6 alkylene- CO_2R^6 , C_{1-4} hydroxyalkylene- CO_2R^6 , $-N(R^4)(R^5)$, C_{1-6} alkylene- $N(R^4)(R^5)$, C_{1-}
 28 6 hydroxyalkylene- $N(R^4)(R^5)$, $-N(R^4)C(O)R^9$, C_{1-6} alkylene- $N(R^4)C(O)R^9$, C_{1-}
 29 6 alkylene- $C(O)N(R^4)(R^5)$, $-N(R^4)CO_2-C_{1-6}$ alkyl, or C_{1-6} alkylene- $N(R^4)(C(O)N(R^4)(R^5))$; or R^7 is
 30 heterocycloalkyl or C_{1-4} alkylene-heterocycloalkyl, wherein the heterocycloalkyl is optionally
 31 substituted with 1, 2, or 3 substituents independently selected from the group consisting of oxo,
 32 halogen, hydroxyl, C_{1-6} alkyl, C_{1-6} haloalkyl, C_{1-6} hydroxyalkyl, C_{1-6} alkoxy, and C_{1-6} haloalkoxy;
 33 R^9 is hydrogen, C_{1-6} alkyl, C_{1-6} hydroxyalkyl, C_{1-6} alkylene- $N(R^4)(R^5)$, or C_{1-}
 34 6 alkylene- $N(R^4)C(O)-C_{1-6}$ alkyl; and

35 m and p each represent independently for each occurrence 0, 1, or 2.

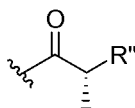
- 1 21. The compound of claim 20, wherein A is aryl optionally substituted with 1, 2, or 3
 2 substituents independently selected from the group consisting of halogen, C_{1-6} alkyl, C_{1-}
 3 6 haloalkyl, C_{1-6} alkoxy, and C_{1-6} haloalkoxy.
- 1 22. The compound of claim 20, wherein A is phenyl optionally substituted with 1, 2, or 3
 2 substituents independently selected from the group consisting of halogen, C_{1-6} alkyl, C_{1-}
 3 6 haloalkyl, C_{1-6} alkoxy, and C_{1-6} haloalkoxy.
- 1 23. The compound of any one of claims 20-22, wherein R^1 is hydrogen.
- 1 24. The compound of any one of claims 20-23, wherein Y is $-N(R^2)(R^3)$.
- 1 25. The compound of any one of claims 20-24, wherein R^2 is $-C(O)$ -aryl or $-C(O)$ -aralkyl;
 2 each of which is optionally substituted with 1, 2, or 3 substituents independently
 3 selected from the group consisting of halogen, hydroxyl, C_{1-6} alkoxy, C_{1-6} haloalkoxy, C_{1-}
 4 6 alkyl, and C_{1-6} haloalkyl.
- 1 26. The compound of any one of claims 20-24, wherein R^2 is $-C(O)$ -phenyl or $-C(O)$ -
 2 benzyl; each of which is optionally substituted with 1, 2, or 3 substituents independently
 3 selected from the group consisting of halogen, C_{1-6} alkyl, and C_{1-6} haloalkyl.
- 1 27. The compound of any one of claims 20-24, wherein R^2 is represented by:



2 wherein each R' is independently halogen, C_{1-6} alkyl, or C_{1-6} haloalkyl.

- 1 28. The compound of any one of claims 20-24, wherein R^2 is represented by:

- 91 -



2

3 wherein R'' is C₁₋₆alkyl, aryl, or heterocyclyl, each of which is optionally substituted
 4 with 1, 2, or 3 substituents independently selected from the group consisting of halogen,
 5 hydroxyl, C₁₋₆alkoxy, C₁₋₆haloalkoxy, C₁₋₆alkyl, C₁₋₆haloalkyl, -N(R⁴)(R⁵), -CN, -CO₂-
 6 C₁₋₆alkyl, -C(O)-C₁₋₆alkyl, -C(O)N(R⁴)(R⁵), -S(O)_pC₁₋₆alkyl, -SO₂N(R⁴)(R⁵), and
 7 -N(R⁴)SO₂(C₁₋₆alkyl).

1 29. The compound of any one of claims 20-28, wherein R³ is hydrogen.

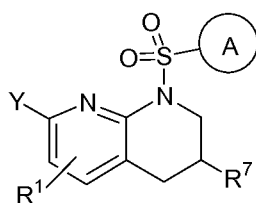
1 30. The compound of any one of claims 20-23, wherein Y is -O-aralkyl optionally
 2 substituted with 1, 2, or 3 substituents independently selected from the group consisting
 3 of halogen, hydroxyl, C₁₋₆alkoxy, C₁₋₆haloalkoxy, C₁₋₆alkyl, C₁₋₆haloalkyl, -N(R⁴)(R⁵), -
 4 CN, -CO₂-C₁₋₆alkyl, and -C(O)-C₁₋₆alkyl.

1 31. The compound of any one of claims 20-23, wherein Y is -O-benzyl optionally
 2 substituted with 1, 2, or 3 substituents independently selected from the group consisting
 3 of halogen, C₁₋₆alkyl, and C₁₋₆haloalkyl.

1 32. The compound of any one of claims 20-31, wherein R⁷ is hydrogen.

1 33. The compound of any one of claims 20-31, wherein R⁷ is C₁₋₆hydroxyalkyl, C₁₋₆alkyl,
 2 C₁₋₆alkylene-CO₂R⁶, C₁₋₆alkylene-N(R⁴)(R⁵), or C₁₋₆alkylene-N(R⁴)C(O)R⁹.

1 34. The compound of claim 1, wherein the compound is represented by Formula III:



2

3

(III)

4 or a pharmaceutically acceptable salt or solvate thereof; wherein:

5 A is aryl, aralkyl, heteroaryl, cycloalkyl, or heterocycloalkyl; each of which is
 6 optionally substituted with 1, 2, or 3 substituents independently selected from the group
 7 consisting of halogen, hydroxyl, C₁₋₆alkyl, C₁₋₆haloalkyl, C₁₋₆hydroxyalkyl, C₁₋₆alkoxy, C₁₋₆-
 8 haloalkoxy, -N(R⁴)(R⁵), -CO₂R⁶, -C(O)R⁶, -CN, -C₁₋₄alkylene-C₁₋₄alkoxy, and -C₁₋₄-
 9 alkylene-N(R⁴)(R⁵);

- 92 -

10 Y is $-N(R^2)(R^3)$ or $-O$ -aralkyl, wherein said aralkyl is optionally substituted with 1, 2, or
 11 3 substituents independently selected from the group consisting of halogen, hydroxyl, C_{1-6}
 12 alkoxy, C_{1-6} haloalkoxy, C_{1-6} alkyl, C_{1-6} haloalkyl, $-N(R^4)(R^5)$, $-CN$, $-CO_2-C_{1-6}$ alkyl, $-C(O)-C_{1-6}$
 13 alkoxy, $-C(O)N(R^4)(R^5)$, $-S(O)_pC_{1-6}$ alkyl, $-SO_2N(R^4)(R^5)$, and $-N(R^4)SO_2(C_{1-6}$ alkyl);

14 R^1 is hydrogen, halogen, or C_{1-6} alkyl;

15 R^2 is $-C(O)$ -aryl, $-C(O)$ -aralkyl, $-C(O)-[C(R^6)_2]_m$ -cycloalkyl, $-C(O)-[C(R^6)_2]_m$ -
 16 heterocyclyl, $-C(O)-C_{1-8}$ alkyl, $-C(O)-C_{1-6}$ alkylene- C_{1-6} alkoxy, $-C(O)-C_{1-6}$ alkylene-cycloalkyl,
 17 or $-C(O)-C_{1-6}$ alkylene-heterocycloalkyl; each of which is optionally substituted with 1, 2, or 3
 18 substituents independently selected from the group consisting of halogen, hydroxyl, C_{1-6} alkoxy,
 19 C_{1-6} haloalkoxy, C_{1-6} alkyl, C_{1-6} haloalkyl, $-N(R^4)(R^5)$, $-CN$, $-CO_2-C_{1-6}$ alkyl, $-C(O)-C_{1-6}$ alkyl,
 20 $-C(O)N(R^4)(R^5)$, $-S(O)_pC_{1-6}$ alkyl, $-SO_2N(R^4)(R^5)$, and $-N(R^4)SO_2(C_{1-6}$ alkyl);

21 R^3 is hydrogen or C_{1-6} alkyl;

22 R^4 and R^5 each represent independently for each occurrence hydrogen or C_{1-6} alkyl; or

23 R^4 and R^5 taken together with the nitrogen atom to which they are attached form a 3-7

24 membered heterocyclic ring;

25 R^6 represents independently for each occurrence hydrogen or C_{1-6} alkyl;

26 R^7 is hydrogen, hydroxyl, C_{1-6} hydroxyalkyl, C_{1-6} alkyl, C_{1-6} haloalkyl, $-CO_2R^6$, C_{1-6}
 27 alkyleno- CO_2R^6 , C_{1-4} hydroxyalkylene- CO_2R^6 , $-N(R^4)(R^5)$, C_{1-6} alkylene- $N(R^4)(R^5)$, C_{1-6}
 28 hydroxyalkylene- $N(R^4)(R^5)$, $-N(R^4)C(O)R^9$, C_{1-6} alkylene- $N(R^4)C(O)R^9$, C_{1-6}
 29 alkyleno- $C(O)N(R^4)(R^5)$, $-N(R^4)CO_2-C_{1-6}$ alkyl, or C_{1-6} alkylene- $N(R^4)(C(O)N(R^4)(R^5))$; or R^7 is

30 heterocycloalkyl or C_{1-4} alkylene-heterocycloalkyl, wherein the heterocycloalkyl is optionally
 31 substituted with 1, 2, or 3 substituents independently selected from the group consisting of oxo,
 32 halogen, hydroxyl, C_{1-6} alkyl, C_{1-6} haloalkyl, C_{1-6} hydroxyalkyl, C_{1-6} alkoxy, and C_{1-6} haloalkoxy;

33 R^9 is hydrogen, C_{1-6} alkyl, C_{1-6} hydroxyalkyl, C_{1-6} alkylene- $N(R^4)(R^5)$, or C_{1-6}
 34 alkyleno- $N(R^4)C(O)-C_{1-6}$ alkyl; and

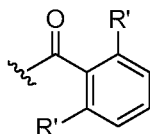
35 m and p each represent independently for each occurrence 0, 1, or 2.

1 35. The compound of claim 34, wherein A is aryl optionally substituted with 1, 2, or 3
 2 substituents independently selected from the group consisting of halogen, C_{1-6} alkyl, C_{1-6}
 3 haloalkyl, C_{1-6} alkoxy, and C_{1-6} haloalkoxy.

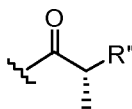
1 36. The compound of claim 34, wherein A is phenyl optionally substituted with 1, 2, or 3
 2 substituents independently selected from the group consisting of halogen, C_{1-6} alkyl, C_{1-6}
 3 haloalkyl, C_{1-6} alkoxy, and C_{1-6} haloalkoxy.

- 93 -

- 1 37. The compound of any one of claims 34-36, wherein R¹ is hydrogen.
- 1 38. The compound of any one of claims 34-37, wherein Y¹ is -N(R²)(R³).
- 1 39. The compound of any one of claims 34-38, wherein R² is -C(O)-aryl or -C(O)-aralkyl;
2 each of which is optionally substituted with 1, 2, or 3 substituents independently
3 selected from the group consisting of halogen, hydroxyl, C₁₋₆alkoxy, C₁₋₆haloalkoxy, C₁₋
4 alkyl, and C₁₋₆haloalkyl.
- 1 40. The compound of any one of claims 34-38, wherein R² is -C(O)-phenyl or -C(O)-
2 benzyl; each of which is optionally substituted with 1, 2, or 3 substituents independently
3 selected from the group consisting of halogen, C₁₋₆alkyl, and C₁₋₆haloalkyl.
- 1 41. The compound of any one of claims 34-38, wherein R² is represented by:



- 2 wherein each R' is independently halogen, C₁₋₆alkyl, or C₁₋₆haloalkyl.
- 1 42. The compound of any one of claims 34-38, wherein R² is represented by:



- 2 wherein R'' is C₁₋₆alkyl, aryl, or heterocyclyl, each of which is optionally substituted
3 with 1, 2, or 3 substituents independently selected from the group consisting of halogen,
4 hydroxyl, C₁₋₆alkoxy, C₁₋₆haloalkoxy, C₁₋₆alkyl, C₁₋₆haloalkyl, -N(R⁴)(R⁵), -CN, -CO₂-
5 C₁₋₆alkyl, -C(O)-C₁₋₆alkyl, -C(O)N(R⁴)(R⁵), -S(O)_pC₁₋₆alkyl, -SO₂N(R⁴)(R⁵), and
6 -N(R⁴)SO₂(C₁₋₆alkyl).
7

- 1 43. The compound of any one of claims 34-42, wherein R³ is hydrogen.
- 1 44. The compound of any one of claims 34-37, wherein Y is -O-aralkyl optionally
2 substituted with 1, 2, or 3 substituents independently selected from the group consisting
3 of halogen, hydroxyl, C₁₋₆alkoxy, C₁₋₆haloalkoxy, C₁₋₆alkyl, C₁₋₆haloalkyl, -N(R⁴)(R⁵), -
4 CN, -CO₂-C₁₋₆alkyl, and -C(O)-C₁₋₆alkyl.
- 1 45. The compound of any one of claims 34-37, wherein Y is -O-benzyl optionally
2 substituted with 1, 2, or 3 substituents independently selected from the group consisting
3 of halogen, C₁₋₆alkyl, and C₁₋₆haloalkyl.
- 1 46. The compound of any one of claims 34-45, wherein R⁷ is hydrogen.

- 94 -

- 1 47. The compound of any one of claims 34-45, wherein R^7 is C_{1-6} hydroxyalkyl, C_{1-6} alkyl,
2 C_{1-6} alkylene- CO_2R^6 , $-N(R^4)(R^5)$, C_{1-6} alkylene- $N(R^4)(R^5)$, or C_{1-6} alkylene- $N(R^4)C(O)R^9$.
- 1 48. A compound in any one of Tables 1-3 described herein or a pharmaceutically
2 acceptable salt thereof.
- 1 49. A pharmaceutical composition comprising a compound of any one of claims 1-48 and a
2 pharmaceutically acceptable carrier.
- 1 50. A method of treating a disorder selected from the group consisting of cancer, bacterial
2 infection, fungal infection, and immune deficiency disorder, comprising administering a
3 therapeutically effective amount of a compound of any one of claims 1-48 to a subject
4 in need thereof to ameliorate a symptom of the disorder.
- 1 51. The method of claim 50, wherein the disorder is cancer.
- 1 52. The method of claim 50, wherein the disorder is colon cancer, pancreatic cancer, breast
2 cancer, ovarian cancer, prostate cancer, squamous cell carcinoma, basal cell carcinoma,
3 adenocarcinoma, sweat gland carcinoma, sebaceous gland carcinoma, lung cancer,
4 leukemia, bladder cancer, stomach cancer, cervical cancer, testicular cancer, skin
5 cancer, rectal cancer, thyroid cancer, kidney cancer, uterus cancer, esophagus cancer,
6 liver cancer, an acoustic neuroma, oligodendroglioma, meningioma, neuroblastoma, or
7 retinoblastoma.
- 1 53. A method of increasing the amount of IL-17 in a subject, comprising administering to a
2 subject an effective amount of a compound of any one of claims 1-48 to increase the
3 amount of IL-17 in the subject.
- 1 54. The method of any one of claims 50-53, wherein the subject is a human.
- 1 55. A method of promoting the activity of $ROR\gamma$, comprising exposing a $ROR\gamma$ to an
2 effective amount of a compound of any one of claims 1-48 to promote the activity of
3 said $ROR\gamma$.