

(12) INTERNATIONAL APPLICATION PUBLISHED UNDER THE PATENT COOPERATION TREATY (PCT)

(19) World Intellectual Property Organization  
International Bureau



(43) International Publication Date  
20 June 2002 (20.06.2002)

PCT

(10) International Publication Number  
**WO 02/47749 A1**

(51) International Patent Classification<sup>7</sup>: **A61M 16/06**,  
A62B 9/04, 18/08

**Amal** [AU/AU]; 604 Pennant Hills Road, West Pennant  
Hills, New South Wales 2125 (AU).

(21) International Application Number: PCT/AU01/01607

(74) Agents: **DAVIDSON, Geoffrey, Robert** et al.; Halford &  
Co., Level 7, 1 Market Street, Sydney, New South Wales  
2000 (AU).

(22) International Filing Date:  
12 December 2001 (12.12.2001)

(25) Filing Language: English

(81) Designated States (*national*): AU, JP, US.

(26) Publication Language: English

(84) Designated States (*regional*): European patent (AT, BE,  
CH, CY, DE, DK, ES, FI, FR, GB, GR, IE, IT, LU, MC,  
NL, PT, SE, TR).

(30) Priority Data:  
60/254,537 12 December 2000 (12.12.2000) US

**Published:**

- with international search report
- entirely in electronic form (except for this front page) and  
available upon request from the International Bureau

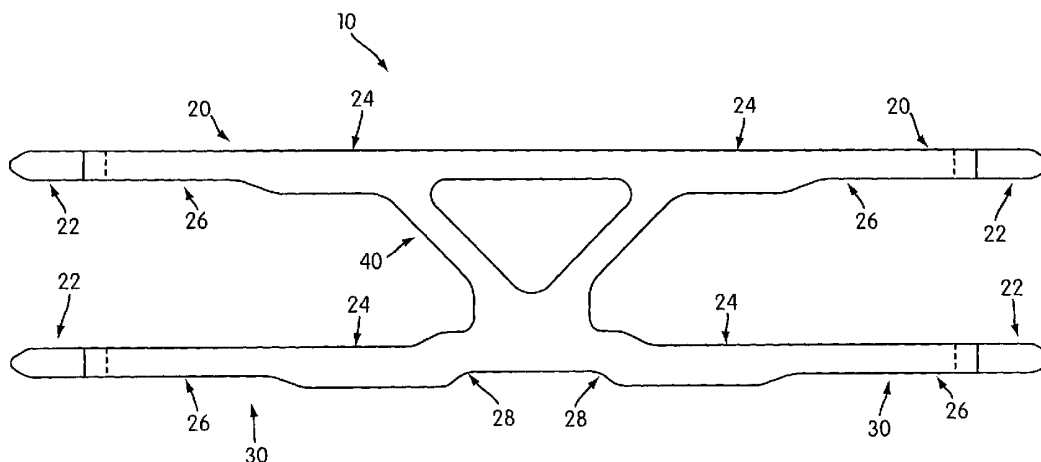
(71) Applicant (for all designated States except US): **RESMED  
LTD.** [AU/AU]; 97 Waterloo Road, North Ryde, New  
South Wales 2113 (AU).

For two-letter codes and other abbreviations, refer to the "Guid-  
ance Notes on Codes and Abbreviations" appearing at the begin-  
ning of each regular issue of the PCT Gazette.

(72) Inventor; and

(75) Inventor/Applicant (for US only): **AMARASINGHE,**

(54) Title: HEADGEAR



(57) **Abstract:** A headgear for securing and positioning a mask suitable for the treatment of sleep disordered breathing is constructed from a composite including polyurethane foam. It includes a back portion (40) with upper and lower straps (20, 30) connected to the back portion. The straps have relatively narrow strap ends (26) the lower straps are displaced downward with respect to the back portion. A quick release mechanism (50) near the front of the face attaches the headgear to the mask. Additional components can be attached to the straps to alter their elasticity and stiffness.

WO 02/47749 A1

## HEADGEAR

This application claims priority to U.S. Patent Application No. 60/254,537 to Amarasinghe et al., filed December 12, 2000, the contents of which are  
5 incorporated herein by reference.

## BACKGROUND OF THE INVENTION

Field of the invention

The invention relates to headgear for use with a mask suitable for the delivery  
10 of non-invasive positive pressure ventilation and for nasal CPAP treatment of sleep disordered breathing conditions such as obstructive sleep apnea.

Description of related art

Obstructive Sleep Apnea (OSA) is a disease characterised by excessive  
15 daytime sleepiness, loud snoring and daytime irritability. Other effects of OSA can include depression, high blood pressure, serious heart conditions, sexual problems, memory lapses, intellectual deterioration and morning headaches.

20 The treatment of OSA by the application of nasal Continuous Positive Airway Pressure (CPAP) was invented by Sullivan and is described in US Patent No. 4,944,310 (Sullivan, assigned to ResMed Limited). The technique involves the application of a flow of pressurised breathable gas (typically room air) to either the nose or nose and mouth of a patient while they sleep. The technique  
25 is said to "splint" open the airways. Typical treatment pressures are in the range of 3 to 20 cmH<sub>2</sub>O. Flows are up to approximately 200 L/min. The flow of pressurised air is produced by a blower and delivered to the patient via a patient interface. The blower and patient interface are joined by a conduit. Whilst there are other techniques for the treatment of OSA, such as surgery,  
30 the use of CPAP has become the "gold" standard.

For a particular patient, the pressure which is needed to maintain open airways can vary throughout the night and vary on different nights. US Patent No. 5,245,995 (Sullivan and Lynch, assigned to ResMed Limited) describes a method and device for varying the pressure in accordance with indications.

- 5 For example, if the patient starts to snore, the pressure automatically increases, whilst in the absence of snoring, the pressure automatically decreases.

- 10 Non-Invasive Positive Pressure Ventilation (NIPPV) is another form of treatment for breathing disorders. In its most basic form, it involves a relatively higher pressure of gas being provided in the patient mask during the inspiratory phase of respiration and a relatively lower pressure or atmospheric pressure being provided in the patient mask during the expiratory phase of respiration. Typical treatment pressures are in the range  
15 of 3 to 30 cmH<sub>2</sub>O.

- In other NIPPV modes, the pressure can be made to vary in a complex manner throughout the respiratory cycle. For example, the pressure at the mask during inspiration or expiration can be varied through the period of  
20 treatment, as disclosed in international PCT patent application no. PCT/AU97/00631 (Berthon-Jones, assigned to ResMed Limited).

- In this specification, any reference to CPAP is to be understood as embracing all of the above-described forms of ventilatory treatment or assistance.  
25

- One of the earliest patient interfaces for providing CPAP treatment was constructed to include a fibreglass model of the patient's nose. The model was adhered to the patient's nose each night and removed each morning. An advantage of this patient interface included the customised fit, which assisted  
30 in a good seal between the patient interface and the patient's airways. However, the use of adhesive to secure the mask was inconvenient and not desirable.

Another suitable patient interface is described in US Patent No. 5,243,971 (Sullivan and Bruderer, assigned to the University of Sydney), entitled "Nasal Mask for CPAP having Ballooning/Moulding Seal with Wearer's Nose and Facial Contours". This patent describes a nasal mask with a soft face-  
5 contacting portion, and a rigid shell. The mask is held in position using headgear. The headgear is attached to the mask and passes around the back of the wearer's head. The patent depicts two sets of straps in the headgear. The first set comprised a pair of straps passing from the forehead region to the  
10 back of the head. The second set comprised a pair of straps passing from the nasal region of the mask to the back of the head.

Another known patient interface is the MIRAGE<sup>®</sup> nasal mask (by ResMed Ltd). This nasal mask includes a pair of headgear attachment points in the  
15 nasal region of the mask shell and a forehead support that includes another pair of headgear attachment points. The headgear includes a single piece of a soft, flexible composite fabric with a generally triangular back portion and four straps. The four straps include a pair of upper straps and a pair of lower straps connecting to the headgear attachment points on the forehead support  
20 and nasal mask shell respectively. At the end of each strap is secured a piece of hook material, which, in use, passes through a headgear attachment point and fastens on corresponding loop material on the strap. The generally triangular back portion engages the skull in the region of the occiput. The fabric stretches under a load. The base of the triangle is positioned near and  
25 generally in line with the upper straps. Each strap is approximately 2 cm wide and approximately 3 mm thick. The fabric is a composite of three layers. The inner layer, closest to the patient's head, is made from nylon. The middle layer is made from neoprene. The outer layer is made from loop material, suitable for engaging with hook fastening material such as Velcro<sup>™</sup>. The upper straps  
30 have an approximate length of 19 cm, from the end to the closest corner of the triangle, whilst the lower straps have an approximate length of 26 cm. Including the triangle, the upper and lower straps each have an approximate

total length of 60.5 cm. The triangular back portion is an approximate isosceles triangle, with a base of approximately 13.5 cm and sides of approximately 9cm.

- 5 Some patients open their mouths during sleep, which means that they may not receive the benefit of CPAP due to mouth leaks. Various solutions have been proposed for this problem. One solution is taught in US Patent No. 6,123,082 (Berthon-Jones, assigned to ResMed Limited), whereby the lips are held closed. Another solution is to use a mask that covers both the nose and  
10 mouth of the patient. An example of a mouth and nasal mask is described in US Patent No. 5,560,354 (Berthon-Jones, Calluaud, Lynch & Hely, assigned to ResMed Limited).

- Another suitable mask system is the MIRAGE<sup>®</sup> full-face mask (by assignee  
15 ResMed Limited). The MIRAGE<sup>®</sup> full-face mask and headgear is illustrated in Fig 1, 2 and 3. Suitable headgear (102) for this mask (100) is constructed from a composite material of nylon, neoprene and loop material. The headgear similarly comprises a pair of upper (104) and a pair of lower straps (106) and a generally triangular back portion (108). The upper strap has a total length of  
20 approximately 610 mm as shown in Fig. 3. The straps have an approximate width of 25 mm, however, the upper strap has an approximate width of 19 mm. The triangular region has a base of approximately 15.5 cm and two equal sides of approximately 11 cm. The upper and lower straps are approximately 192 mm apart. In addition, the headgear includes a quick release mechanism  
25 (110), as described in the pending U.S. Patent Application No. 09/482,718 (Lithgow, assigned to ResMed Limited). The quick release mechanism provides a "rip-chord" that can be pulled upon to separate the headgear and remove the mask in an emergency. When the headgear is positioned on the patient's head, the quick-release mechanism is situated at the back of the head  
30 and the chord runs through loops towards the front of the mask system.

Patient interface arrangements include nasal masks, nose and mouth masks, nasal prongs and nasal pillows. In all forms of patient interface used with CPAP for treating sleep disordered breathing, there is a need to counterbalance the force of the pressurised air and to correctly position the interface. Since the patient must sleep with this interface, it is important that it be comfortable. From the manufacturing and distribution channel perspectives, it is advantageous if one size of headgear fits a large range of head shapes and sizes.

It should be noted that while there are many mask and headgear arrangements available for ventilators, respirators, aviator masks and other breathing apparatus, in general, these may not be suitable for use in the treatment of sleep disordered breathing because they are not sufficiently comfortable to allow the patient to sleep.

The present invention is directed towards providing headgear for holding and securing a mask for use in the treatment of sleep disordered breathing which improves patient comfort, is long lasting and fits a wide range of head shapes and sizes.

20

#### SUMMARY OF THE INVENTION

The invention provides headgear for securing and positioning a mask suitable for the treatment of sleep disordered breathing with the following advantageous combination of features:

- (i) Constructed from a composite including polyurethane foam
- (ii) Relatively narrow strap ends,
- (iii) Displaced lower strap,
- (iv) A quick release mechanism near the front of the face; and
- (v) Additional attached components to alter the elasticity and stiffness of the straps.

## BRIEF DESCRIPTION OF THE DRAWINGS

Fig 1 shows a front three-quarter view of a MIRAGE® full-face mask and prior art headgear system in position on a patient's head.

5

Fig. 2 shows a rear three-quarter view of a MIRAGE® full-face mask and prior art headgear system on a patient's head.

Fig. 3 shows a view of prior art full-face mask headgear laid flat.

10

Fig. 4 shows a view of headgear according to an embodiment of the present invention.

Fig. 5 shows a view of the quick release mechanism according to the present invention.

15

Fig. 6 shows a view of mask headgear straps in accordance with the present invention laid flat.

20

## DETAILED DESCRIPTION OF THE INVENTION

The invention provides headgear (10) for securing and positioning a mask suitable for the treatment of sleep disordered breathing.

25

## (i) Material

The headgear is constructed from a composite of polyurethane foam, loop material and hook material whose shape includes a pair of upper straps (20) and lower straps (30) and a generally triangular back portion (40). A piece of hook material (22) is attached to the end of each of the four straps so that the straps may be secured to the attachment points on the mask.

30

The composite has three layers. The first layer, which in use is positioned against the head of the patient, is constructed from polyester/nylon fabric. The second, middle layer is constructed from an hypoallergenic breathable polyurethane foam. The third layer is constructed from loop material. A suitable material for constructing the composite is BREATH-A-PRENE® manufactured by ACCUMED, New York, United States of America. The total thickness of the composite is approximately 2 mm. The upper and lower pairs of straps are approximately 150 mm apart when laid flat. The upper and lower straps have an approximate total length (from the left side to the right side) of 610 mm.

The generally triangular back portion (40) of the headgear (10) is constructed and arranged to engage generally with the occiput of the patient's head in use. In use, the base of the triangle is positioned at the crown of the head, while the apex of the triangle lies generally just above the point of contact between the skull and the muscles of the neck.

(ii) Relatively narrow strap ends

The headgear of the present invention is configured to minimize the discomfort associated with the use of hook material. In prior art headgear, that discomfort can arise where the hook material may be in contact with the patient's skin, say the cheek or neck regions, for extended periods of time. That undesirable contact will occur where the hook material, to some extent is not entirely located on the receiving loop material, but lies tangential to the loop material, and to some extent extends beyond the loop material and comes in contact with the patient's skin, either continuously while the headgear is in use or when it is compressed against the skin, as can occur when the patient head changes position during the sleep period.

As shown in Fig. 4, the width of each lower strap is constant for approximately half their length, forming a relatively wide portion (24), and



then over a relatively short distance, changes to a narrower width for the remaining half of their length, forming a relatively narrow portion (26), terminating at the point where the hook material (22) is joined to the composite material. A characteristic of this configuration is that the point of contact where the hook material detachably binds with the strap loop material is positioned on the wide portion (24) and is wider by approximately 1 cm than the width of the engaging hook material. By adopting this configuration, the target region for binding is relatively greater in area than is the case with prior art. Prior art headgear includes a tapered end hook section that is of narrower width than that of the intended contact loop section of the strap. However, the prior art hook section tapered end is less than one half the length of the hook section, that is, it does not represent the majority of the length of the hook section nor does its length represent the majority of the length of the intended corresponding contact loop section (i.e., the maximum extent of the loop section covered by the hook section).

In contrast to the prior art, with the present invention the attachment of the hook material is facilitated, as relatively less precision is required in the placement of the hook section to achieve binding. This reduced dependence on precision is of advantage to all persons using the headgear and is of particular benefit to the user that may be trying to fit the headgear in a home environment and where it is not possible to directly sight the headgear components they are manipulating. Furthermore, compared to the prior art (where the hook material and the target region are of substantially the same width), this configuration reduces the chance of exposing some of the hook material to interfere with the wearer, causing discomfort and possibly skin irritation or abrasion.

(iii) Displaced lower strap

A length of each of the left and right lower straps is displaced vertically lower by approximately 1 cm (28). By adopting this configuration, it is possible to optimize the design of the base of the back portion so as to achieve the desired

security of attachment but avoid compromising comfort in a situation where the lowest point of the headgear in the occiput region is extended to a position that is lower than is otherwise required in order to achieve a sufficiently lowest strap point. This approach avoids the prior art problem of having the headgear rear portion extending beyond what would otherwise be required and thereby engaging the sensitive area below the occipital lobe.

(iv) Quick release mechanism

Preferably the headgear of the present invention includes a quick release mechanism (50) (see Fig. 5), and this is especially so when the headgear is intended to be used with a mask that covers the patient's nose and mouth.

The quick-release mechanism (50) suitable for incorporation into the preferred embodiment is constructed from a sub-assembly of three components: (i) a release loop of a cord material (52), (ii) a generally rectangular length of hook material (54), and (iii) a generally rectangular length of a composite fabric (56) which can bind to the hook material, as discussed above. The sub-assembly is generally rectangular in shape and in use forms an extension of one of the lower straps. Preferably the loop cord is constructed from braided cord about 17 cm long. The cord loop (52) is sewn to one end of the length of hook material (54). The hook material (54) and composite fabric (56) are joined at the other end of the hook material (54), preferably via a weld joint. In use, the end of the hook material (54), to which is connected the loop cord (52), is secured, using the hook and loop mechanism, to the end of a modified lower strap which, in contrast to the lower straps (30) shown in Fig. 4, does not contain hook material. The other end (56) of the quick release mechanism (50) is free to be connected to a headgear attachment point on the mask shell and releasably attached to an exposed portion of the hook material (54). If it is desired to use the quick-release mechanism (50), it is convenient for the patient to pull down on the loop of braided cord (52), thereby disengaging the lower strap from the mask shell and allowing the mask to then be readily removed from the patient's face. A quick-release mechanism of this

configuration may be used on headgear that is fabricated of materials and in configurations that are different to those of the type described above and as such is an invention in its own right.

5 (v) Altering the stiffness and extensibility

In one form of the invention, the extensibility of the straps can be altered by attaching lengths of generally inextensible material (62) such as cotton or silk to the straps, as shown in Fig. 6a. The effect of this arrangement is to make the headgear less extensible along the length of the straps than in a vertical  
10 direction. In a preferred embodiment, lengths of cotton are sewn to the straps.

In another form of the invention, the stiffness of the straps can be altered by attaching stiffening material (64) to the top and bottom edge of the straps, as shown in Fig. 6b. Alternatively, or in addition, the strap may be stiffened by  
15 any other suitable means including by adding stitching as lines, in a criss-cross pattern, or both. This makes the headgear less "floppy" and more convenient to put on the head of a wearer.

In another form of the invention, the headgear is constructed from an  
20 anisotropic material that is more extensible in a first direction than in a direction at an angle of 90 degrees to the first direction. This enables the headgear to be cut from a single piece of composite material and yet have different extensibilities in different directions. Preferably, the headgear will be more extensible in a vertical direction than in a horizontal direction. Hence  
25 the upper and lower straps will be less extensible in a direction along their length than in a direction along their width. This means that the back portion of the headgear can be more extensible in a direction from the base of the skull to the crown, than in a direction at right angles to that direction.

## CLAIMS

What is claimed is:

1. A headgear for securing and positioning a mask suitable for the  
5 treatment of sleep disordered breathing, comprising:  
a back portion;  
a pair of elongated upper straps connected to the back portion on  
opposing sides of the back portion and extending away from the back portion,  
the upper straps having attachment portions positioned at free ends thereof  
10 for attaching to the mask; and  
a pair of elongated lower straps connected to the back portion below  
the upper straps on opposing sides of the back portion and extending away  
from the back portion; the lower straps having attachment portions  
positioned at free ends thereof for attaching to the mask;  
15 wherein a portion of each strap adjacent the back portion and  
extending approximately half a length of the strap has a first width and the  
attachment portion of each strap has a second width substantially narrower  
than the first width.
- 20 2. The headgear of claim 1, wherein each lower strap angles downward  
from the back portion at a position near the back portion to displace a length  
of each lower strap outboard from the angled portion downward with respect  
to the back portion.
- 25 3. The headgear of claim 2, wherein at least one of the straps is  
constructed of an extensible material and a generally inextensible material is  
attached to that strap to make the strap generally inextensible in a direction of  
its length.
- 30 4. The headgear of claim 3, wherein the headgear is formed of a  
composite having a first layer, to be positioned against the head of the patient,  
constructed from a polyester/nylon fabric, a second, middle layer constructed

from an hypoallergenic breathable polyurethane foam and a third layer constructed from loop material adapted to engage and attach to a hook material.

5     5.     The headgear of claim 1, wherein, at least one of the straps is constructed of an anisotropic material such that the strap is generally inextensible in a direction along its length and extensible in a direction along its width.

10     6.     The headgear of claim 1, wherein the second width is narrower than the first width by approximately 1 cm.

7.     The headgear of claim 1, wherein the second width is narrower than the first width by at least 1 cm.

15

8.     A headgear for securing and positioning a mask suitable for the treatment of sleep disordered breathing, comprising:

        a back portion;

        a pair of elongated upper straps connected to the back portion on  
20     opposing sides of the back portion and extending away from the back portion, the upper straps having attachment portions positioned at free ends thereof for attaching to the mask; and

        a pair of elongated lower straps connected to the back portion below the upper straps on opposing sides of the back portion and extending away  
25     from the back portion; the lower straps having attachment portions positioned at free ends thereof for attaching to the mask;

        wherein each lower strap angles downward from the back portion at a position near the back portion to displace a length of each lower strap outboard from the angled portion downward with respect to the back portion.

30

9. The headgear of claim 8, wherein a portion of each lower strap outboard from the angled portion is lower than a lowest portion of a central region of the back portion.
- 5 10. The headgear of claim 9, wherein at least one of the straps is constructed of an extensible material and a generally inextensible material is attached to that strap to make the strap generally inextensible in a direction of its length.
- 10 11. The headgear of claim 10, wherein the headgear is formed of a composite having a first layer, to be positioned against the head of the patient, constructed from a polyester/nylon fabric, a second, middle layer constructed from an hypoallergenic breathable polyurethane foam and a third layer constructed from loop material adapted to engage and attach to a hook  
15 material.
12. The headgear of claim 9, wherein, at least one of the straps is constructed of an anisotropic material such that the strap is generally inextensible in a direction along its length and extensible in a direction along  
20 its width.
13. The headgear of claim 8, wherein the length of each lower strap outboard from the angled portion is displaced downward with respect to the back portion by approximately 1 cm.  
25
14. The headgear of claim 8, wherein the length of each lower strap outboard from the angled portion is displaced downward with respect to the back portion by at least 1 cm.  
30
15. A headgear for securing and positioning a mask suitable for the treatment of sleep disordered breathing, comprising:

a back portion;

a pair of elongated upper straps connected to the back portion on opposing sides of the back portion and extending away from the back portion, the upper straps having attachment portions connected at free ends thereof

5 for attaching to the mask; and

a pair of elongated lower straps connected to the back portion below the upper straps on opposing sides of the back portion and extending away from the back portion; the lower straps having attachment portions connected at free ends thereof for attaching to the mask;

10 wherein at least one of the straps is constructed of an extensible material and a material generally inextensible in at least one direction is attached to that strap to make the strap generally inextensible in a direction of its length.

15 16. The headgear of claim 15, wherein the generally inextensible material is attached to a side of the strap.

17. The headgear of claim 15, wherein the generally inextensible material is attached to at least one edge of the strap.

20

18. The headgear of claim 17, wherein the generally inextensible material is attached to both edges of the strap and a central portion of the strap between both edges is left free of the generally inextensible material such that the strap remains extensible in a direction of its width.

25

19. The headgear of claim 18, wherein the generally inextensible material also stiffens the strap.

20. The headgear of claim 15, wherein the generally inextensible material  
30 also stiffens the strap.

21. The headgear of claim 15, wherein the generally inextensible material is stitching applied to the strap.

22. A headgear for securing and positioning a mask suitable for the treatment of sleep disordered breathing, comprising:  
a pair of connected straps adapted for attaching to the mask;  
wherein at least one of the straps is constructed of an anisotropic material such that the strap is generally inextensible in a first direction and extensible in a second direction generally normal to the first direction.

10

23. The headgear of claim 22, wherein the first direction is along a length of the strap and the second direction is along a width of the strap.

24. The headgear of claim 22, comprising:  
a back portion;  
a pair of elongated upper straps connected to the back portion on opposing sides of the back portion and extending away from the back portion, the upper straps having attachment portions connected at free ends thereof for attaching to the mask; and  
a pair of elongated lower straps connected to the back portion below the upper straps on opposing sides of the back portion and extending away from the back portion; the lower straps having attachment portions connected at free ends thereof for attaching to the mask.

25. The headgear of claim 24, wherein the entire headgear is formed from a unitary piece of the anisotropic material such that each strap is generally inextensible in a direction of its length and extensible in a direction of its width and the back portion is generally inextensible in a horizontal direction and extensible in a vertical direction.

30

26. The headgear of claim 22, wherein the entire headgear is formed from a unitary piece of the anisotropic material such that each strap is generally



inextensible in a direction of its length and extensible in a direction of its width.

27. A headgear for securing and positioning a mask suitable for the treatment of sleep disordered breathing, comprising:
- a pair of connected straps adapted for attaching to the mask;
  - wherein the headgear is formed of a composite having a first layer, to be positioned against the head of the patient, constructed from a polyester/nylon fabric, a second, middle layer constructed from an hypoallergenic breathable polyurethane foam and a third layer constructed from loop material adapted to engage and attach to a hook material.

28. The headgear of claim 27, wherein the composite is constructed of BREATH-A-PRENE®

15

29. The headgear of claim 27, comprising:
- a back portion;
  - a pair of elongated upper straps connected to the back portion on opposing sides of the back portion and extending away from the back portion,
  - the upper straps having attachment portions connected at free ends thereof for attaching to the mask; and
  - a pair of elongated lower straps connected to the back portion below the upper straps on opposing sides of the back portion and extending away from the back portion; the lower straps having attachment portions connected at free ends thereof for attaching to the mask.

25

30. The headgear of claim 29, wherein the composite is constructed of BREATH-A-PRENE®

31. A quick release mechanism for connecting a headgear to a mask suitable for the treatment of sleep disordered breathing, comprising:

30

an elongated hook portion having a first portion adapted to releasably attach to a first loop portion of the headgear to attach the quick release mechanism to the headgear;

5 a release cord attached to the hook portion near a first end of the hook portion; and

a loop portion attached to a second end of the hook portion opposite the first end of the hook portion, the loop portion being adapted to engage a mask and releasably attach to a second portion of the hook portion to attach the quick release mechanism to mask;

10 wherein the hook portion is adapted to release from the headgear when the release cord is pulled, thereby separating the mask from the first loop portion of the headgear.

32. A headgear for securing and positioning a mask suitable for the treatment of sleep disordered breathing, comprising:

15 a back portion; and

a pair of elongated first straps connected to the back portion on opposing sides of the back portion and extending away from the back portion; each first strap having a loop portion positioned along an external surface of its length and a hook portion at a free end thereof for releasably attaching to the loop portion to attach the strap to the mask;

20 wherein a width of the strap along the loop portion to which the hook portion releasably attaches is sufficiently wider than the hook portion that when the hook portion is attached to the loop portion, the strap shields a user's face from contact with the hook portion.

33. The headgear of claim 32, wherein the width of the strap along the loop portion to which the hook portion releasably attaches is wider than the hook portion by approximately 1 cm.

30

34. The headgear of claim 32, wherein the width of the strap along the loop portion to which the hook portion releasably attaches is wider than the hook portion by at least 1 cm.
- 5 35. A headgear for securing and positioning a mask suitable for the treatment of sleep disordered breathing, comprising:
- a back portion;
  - a pair of elongated first straps connected to the back portion on opposing sides of the back portion and extending away from the back portion;
  - 10 the lower straps having attachment portions positioned at free ends thereof for attaching to the mask;
  - wherein each first strap angles downward from the back portion to position the attachment portions lower with respect to the back portion.
- 15 36. The headgear of claim 35, wherein the attachment portions are positioned lower with respect to the back portion by approximately 1 cm.

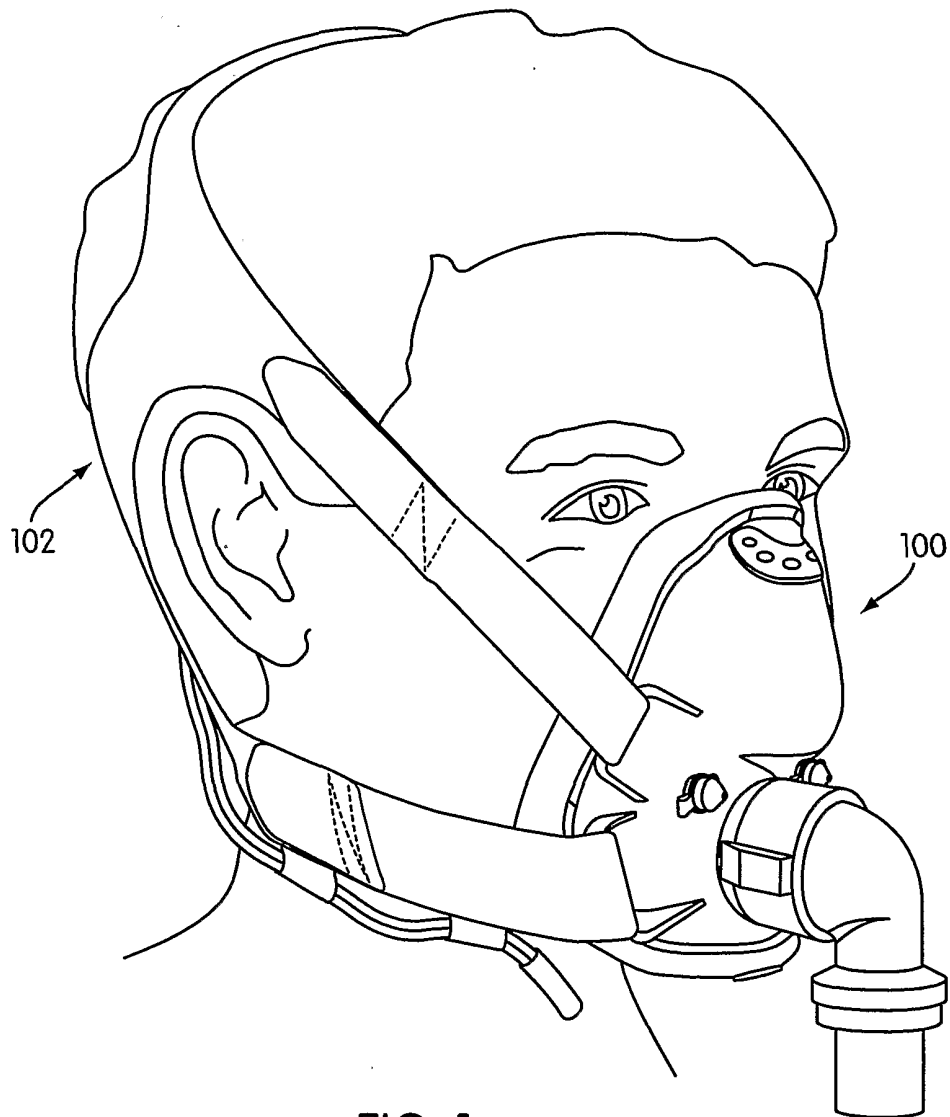


FIG. 1  
(PRIOR ART)

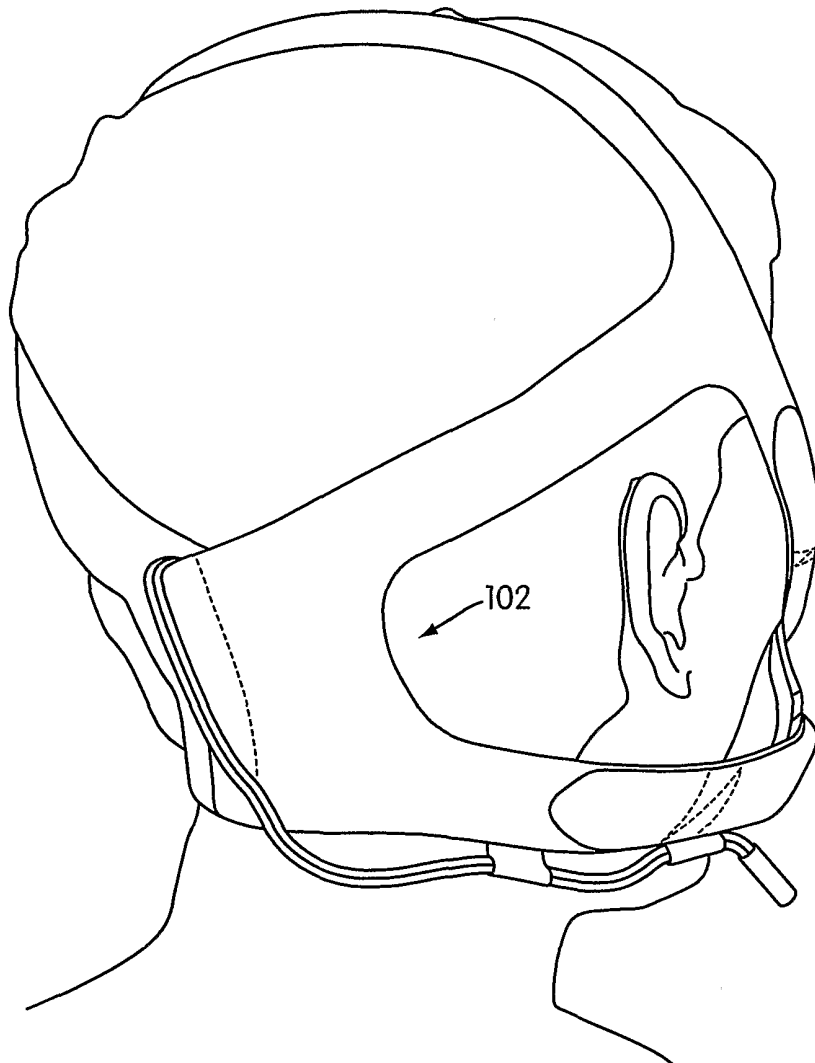
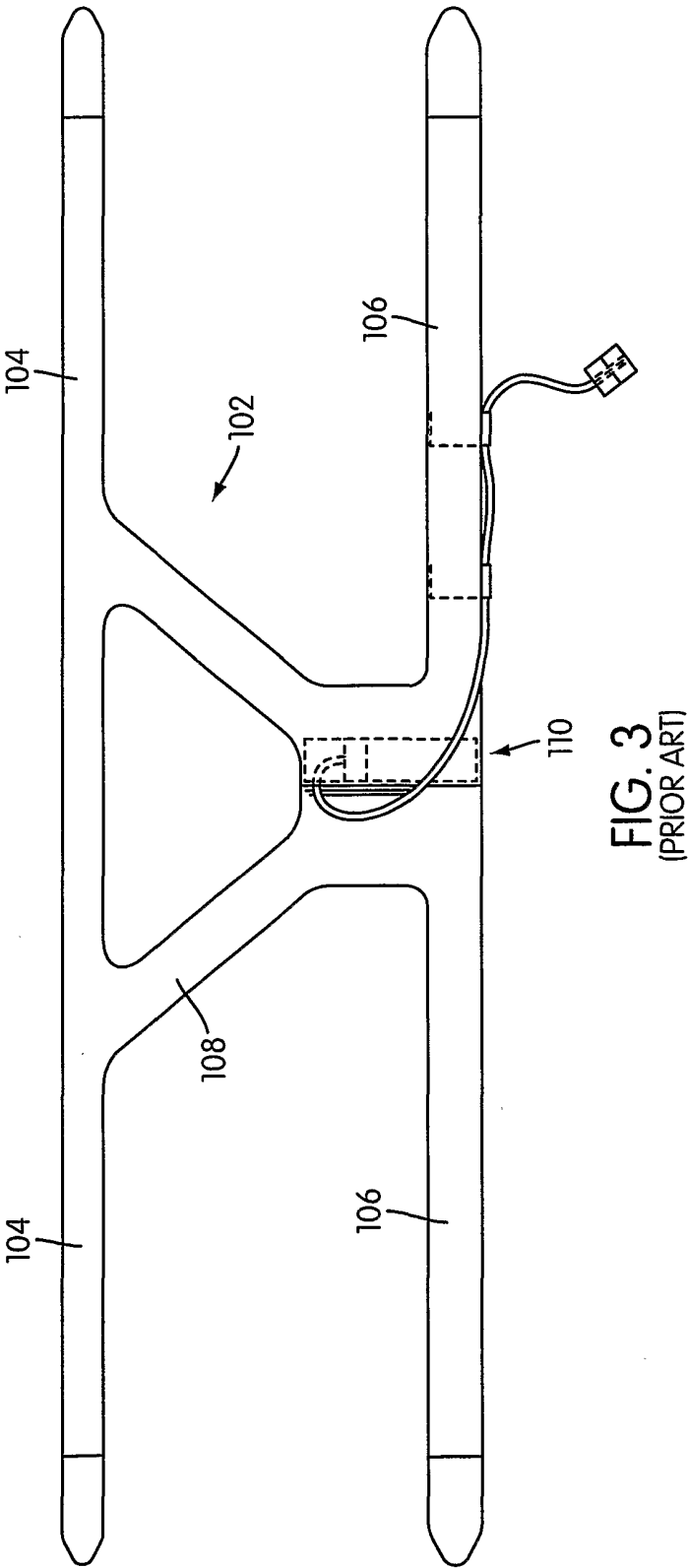


FIG. 2  
(PRIOR ART)



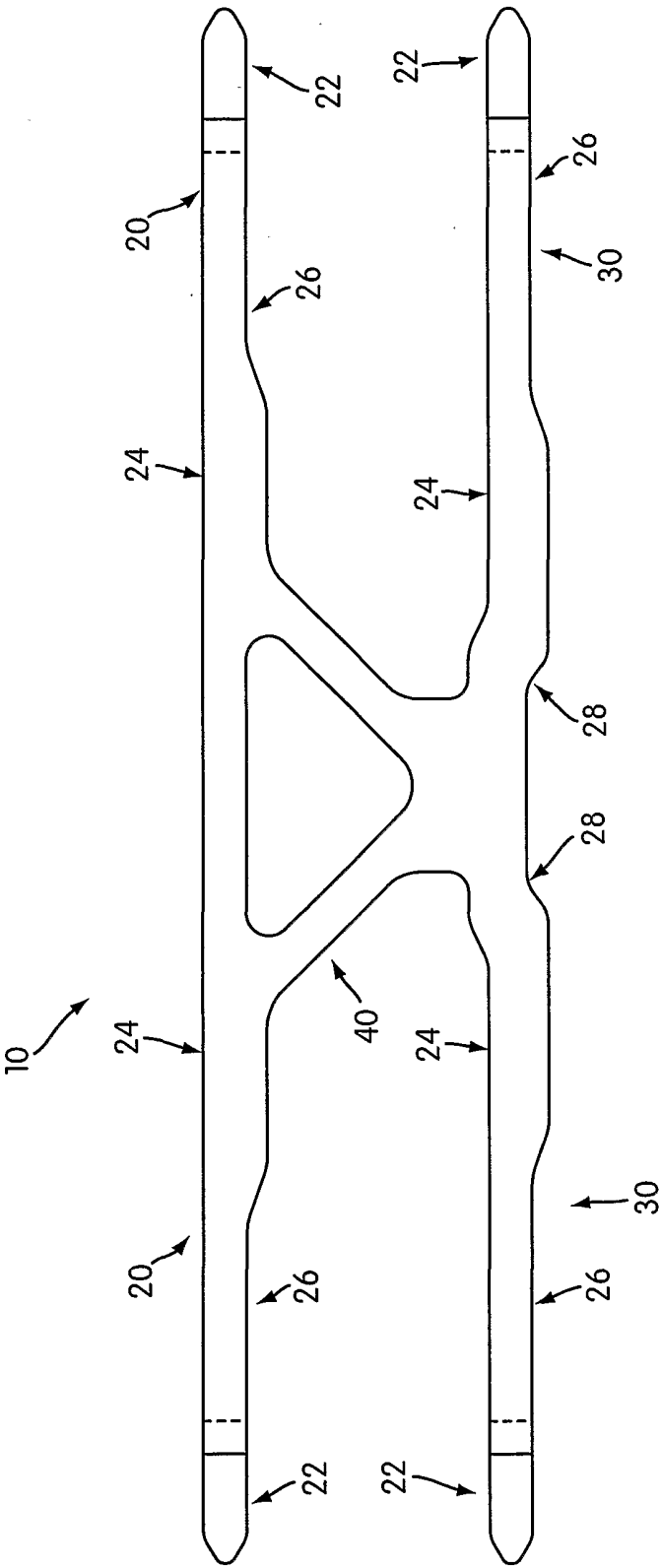
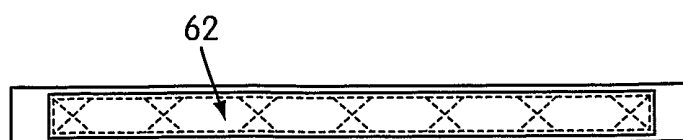
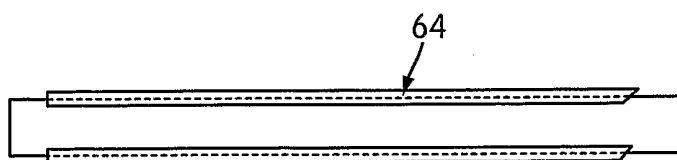
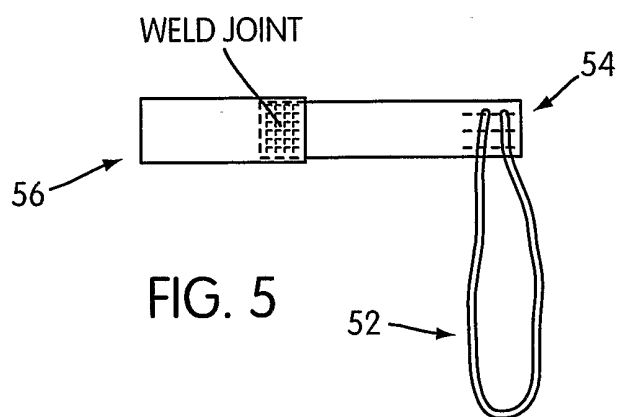


FIG. 4

5/5





## INTERNATIONAL SEARCH REPORT

International application No.  
PCT/AU01/01607

<b>A. CLASSIFICATION OF SUBJECT MATTER</b>																						
Int. Cl. <sup>7</sup> : A61M 16/06, A62B 9/04, 18/08																						
According to International Patent Classification (IPC) or to both national classification and IPC																						
<b>B. FIELDS SEARCHED</b>																						
Minimum documentation searched (classification system followed by classification symbols) IPC: A61M 16/-, A62B 9/-, 18/-																						
Documentation searched other than minimum documentation to the extent that such documents are included in the fields searched																						
Electronic data base consulted during the international search (name of data base and, where practicable, search terms used) DWPI (mask, headgear, strap, harness, band, belt)																						
<b>C. DOCUMENTS CONSIDERED TO BE RELEVANT</b>																						
Category*	Citation of document, with indication, where appropriate, of the relevant passages	Relevant to claim No.																				
A	WO 98/48878 A2 (Morgenstern et al.) 5 November 1998	1																				
A	WO 96/25983 A1 (Comasec International S.A.) 29 August 1996	8																				
A	EP 1020201 A2 (Resmed limited) 19 July 2000	all																				
<input type="checkbox"/> Further documents are listed in the continuation of Box C <input type="checkbox"/> See patent family annex																						
<p>* Special categories of cited documents:</p> <table border="0"> <tr> <td>"A"</td> <td>document defining the general state of the art which is not considered to be of particular relevance</td> <td>"T"</td> <td>later document published after the international filing date or priority date and not in conflict with the application but cited to understand the principle or theory underlying the invention</td> </tr> <tr> <td>"E"</td> <td>earlier application or patent but published on or after the international filing date</td> <td>"X"</td> <td>document of particular relevance; the claimed invention cannot be considered novel or cannot be considered to involve an inventive step when the document is taken alone</td> </tr> <tr> <td>"L"</td> <td>document which may throw doubts on priority claim(s) or which is cited to establish the publication date of another citation or other special reason (as specified)</td> <td>"Y"</td> <td>document of particular relevance; the claimed invention cannot be considered to involve an inventive step when the document is combined with one or more other such documents, such combination being obvious to a person skilled in the art</td> </tr> <tr> <td>"O"</td> <td>document referring to an oral disclosure, use, exhibition or other means</td> <td>"&amp;"</td> <td>document member of the same patent family</td> </tr> <tr> <td>"P"</td> <td>document published prior to the international filing date but later than the priority date claimed</td> <td></td> <td></td> </tr> </table>			"A"	document defining the general state of the art which is not considered to be of particular relevance	"T"	later document published after the international filing date or priority date and not in conflict with the application but cited to understand the principle or theory underlying the invention	"E"	earlier application or patent but published on or after the international filing date	"X"	document of particular relevance; the claimed invention cannot be considered novel or cannot be considered to involve an inventive step when the document is taken alone	"L"	document which may throw doubts on priority claim(s) or which is cited to establish the publication date of another citation or other special reason (as specified)	"Y"	document of particular relevance; the claimed invention cannot be considered to involve an inventive step when the document is combined with one or more other such documents, such combination being obvious to a person skilled in the art	"O"	document referring to an oral disclosure, use, exhibition or other means	"&"	document member of the same patent family	"P"	document published prior to the international filing date but later than the priority date claimed		
"A"	document defining the general state of the art which is not considered to be of particular relevance	"T"	later document published after the international filing date or priority date and not in conflict with the application but cited to understand the principle or theory underlying the invention																			
"E"	earlier application or patent but published on or after the international filing date	"X"	document of particular relevance; the claimed invention cannot be considered novel or cannot be considered to involve an inventive step when the document is taken alone																			
"L"	document which may throw doubts on priority claim(s) or which is cited to establish the publication date of another citation or other special reason (as specified)	"Y"	document of particular relevance; the claimed invention cannot be considered to involve an inventive step when the document is combined with one or more other such documents, such combination being obvious to a person skilled in the art																			
"O"	document referring to an oral disclosure, use, exhibition or other means	"&"	document member of the same patent family																			
"P"	document published prior to the international filing date but later than the priority date claimed																					
Date of the actual completion of the international search 7 February 2002		Date of mailing of the international search report 13 FEB 2002																				
Name and mailing address of the ISA/AU AUSTRALIAN PATENT OFFICE PO BOX 200, WODEN ACT 2606, AUSTRALIA E-mail address: pct@ipaustalia.gov.au Facsimile No. (02) 6285 3929		Authorized officer  <b>JON MILLS</b> Telephone No : (02) 6283 2113																				

## INTERNATIONAL SEARCH REPORT

International application No.

PCT/AU01/01607

**Box I Observations where certain claims were found unsearchable (Continuation of item 2 of first sheet)**

This international search report has not been established in respect of certain claims under Article 17(2)(a) for the following reasons:

1. ☐ Claims Nos :  
because they relate to subject matter not required to be searched by this Authority, namely:
2. ☐ Claims Nos :  
because they relate to parts of the international application that do not comply with the prescribed requirements to such an extent that no meaningful international search can be carried out, specifically:
3. ☐ Claims Nos :  
because they are dependent claims and are not drafted in accordance with the second and third sentences of Rule 6.4(a)

**Box II Observations where unity of invention is lacking (Continuation of item 3 of first sheet)**

This International Searching Authority found multiple inventions in this international application, as follows:

See extra sheet.

1. ☐ As all required additional search fees were timely paid by the applicant, this international search report covers all searchable claims
2. ☐ As all searchable claims could be searched without effort justifying an additional fee, this Authority did not invite payment of any additional fee.
3. ☐ As only some of the required additional search fees were timely paid by the applicant, this international search report covers only those claims for which fees were paid, specifically claims Nos.:
4. ☒ No required additional search fees were timely paid by the applicant. Consequently, this international search report is restricted to the invention first mentioned in the claims; it is covered by claims Nos.1-21:

**Remark on Protest**

- ☐ The additional search fees were accompanied by the applicant's protest.
- ☐ No protest accompanied the payment of additional search fees.

**Supplemental Box**

(To be used when the space in any of Boxes I to VIII is not sufficient)

**Continuation of Box No II:**

The international application does not comply with the requirements of unity of invention because it does not relate to one invention or to a group of inventions so linked as to form a single general inventive concept. In coming to this conclusion the International Searching Authority has found that there are different inventions as follows:

1. Claims 1 to 21 relate to headgear for securing a mask comprising a back portion and two upper and two lower straps extending away from the back portion. It is considered that this arrangement of straps comprises a first "special technical feature".
2. Claims 22 to 26 relate to headgear for securing a mask with a pair of straps constructed of anisotropic material inextensible in one direction and extensible in a direction normal to the first. It is considered that these properties of the straps comprises a second "special technical feature".
3. Claims 27 to 30 relate to headgear for securing a mask with a pair of straps, the headgear constructed of layers of polyester/nylon, polyurethane foam and loop material. It is considered that this composition of the straps comprises a third "special technical feature".
4. Claim 31 relates to a quick release mechanism for connecting headgear to a mask. It is considered that this mechanism comprises a fourth "special technical feature".
5. Claims 32 to 34 relate to headgear for securing a mask with a pair of straps constructed of a hook portion and a loop portion, the loop portion being wider than the hook portion. It is considered that these arrangements of the straps comprise a fifth "special technical feature".
6. Claims 35 and 36 relate to headgear for securing a mask with a back portion and a pair of straps extending downwards from the back portion. It is considered that this arrangement of the straps comprises a sixth "special technical feature".

Since the abovementioned groups of claims do not share any of the technical features identified, a "technical relationship" between the inventions, as defined in PCT rule 13.2 does not exist. Accordingly the international application does not relate to one invention or to a single inventive concept, a priori.

It is further considered that claim groups 1-7, 8-14 and 15 -21 lack unity a posteriori. These groups are not so linked as to form a single general inventive concept, that is, they do not have any common inventive features, which define a contribution over the prior art. The common concept linking together these groups of claims is headgear for a mask with a back portion, a pair of upper straps and a pair of lower straps. However this concept is not novel in the light of the cited art. Therefore these claims lack unity a posteriori.

**INTERNATIONAL SEARCH REPORT**  
Information on patent family members

International application No.  
**PCT/AU01/01607**

This Annex lists the known "A" publication level patent family members relating to the patent documents cited in the above-mentioned international search report. The Australian Patent Office is in no way liable for these particulars which are merely given for the purpose of information.

Patent Document Cited in Search Report				Patent Family Member	
WO	9848878	EP	1015055	DE	19817332
WO	9625983	AU	48530/96		
EP	1020201	AU	200010024	JP	2000254229
					END OF ANNEX