



- (51) **International Patent Classification:**
C07F 9/6571 (2006.01)
- (21) **International Application Number:**
PCT/US2015/015496
- (22) **International Filing Date:**
11 February 2015 (11.02.2015)
- (25) **Filing Language:** English
- (26) **Publication Language:** English
- (30) **Priority Data:**
- | | | |
|------------|-------------------------------|----|
| 61/939,615 | 13 February 2014 (13.02.2014) | US |
| 61/988,101 | 2 May 2014 (02.05.2014) | US |
| 61/988,118 | 2 May 2014 (02.05.2014) | US |
- (71) **Applicant:** **LIGAND PHARMACEUTICALS, INC.**
[US/US]; 11119 N. Torrey Pines Road, Suite 200, La Jolla,
CA 92037 (US).
- (72) **Inventor:** **ZHI, Lin**; 11119 N. Torrey Pines Road, Suite
200, La Jolla, CA 92037 (US).
- (74) **Agent:** **HART, Daniel**; Knobbe Martens Olson & Bear
LLP, 2040 Main Street, 14th Floor, Irvine, CA 92614
(US).
- (81) **Designated States** (*unless otherwise indicated, for every
kind of national protection available*): AE, AG, AL, AM,
AO, AT, AU, AZ, BA, BB, BG, BH, BN, BR, BW, BY,

BZ, CA, CH, CL, CN, CO, CR, CU, CZ, DE, DK, DM,
DO, DZ, EC, EE, EG, ES, FI, GB, GD, GE, GH, GM, GT,
HN, HR, HU, ID, IL, IN, IR, IS, JP, KE, KG, KN, KP, KR,
KZ, LA, LC, LK, LR, LS, LU, LY, MA, MD, ME, MG,
MK, MN, MW, MX, MY, MZ, NA, NG, NI, NO, NZ, OM,
PA, PE, PG, PH, PL, PT, QA, RO, RS, RU, RW, SA, SC,
SD, SE, SG, SK, SL, SM, ST, SV, SY, TH, TJ, TM, TN,
TR, TT, TZ, UA, UG, US, UZ, VC, VN, ZA, ZM, ZW.

- (84) **Designated States** (*unless otherwise indicated, for every
kind of regional protection available*): ARIPO (BW, GH,
GM, KE, LR, LS, MW, MZ, NA, RW, SD, SL, ST, SZ,
TZ, UG, ZM, ZW), Eurasian (AM, AZ, BY, KG, KZ, RU,
TJ, TM), European (AL, AT, BE, BG, CH, CY, CZ, DE,
DK, EE, ES, FI, FR, GB, GR, HR, HU, IE, IS, IT, LT, LU,
LV, MC, MK, MT, NL, NO, PL, PT, RO, RS, SE, SI, SK,
SM, TR), OAPI (BF, BJ, CF, CG, CI, CM, GA, GN, GQ,
GW, KM, ML, MR, NE, SN, TD, TG).

Declarations under Rule 4.17:

— *of inventorship (Rule 4.17(iv))*

Published:

- *with international search report (Art. 21(3))*
- *before the expiration of the time limit for amending the
claims and to be republished in the event of receipt of
amendments (Rule 48.2(h))*



(54) **Title:** PRODRUG COMPOUNDS AND THEIR USES

(57) **Abstract:** Provided herein are prodrug compounds, their preparation and their uses, such as treating liver diseases or nonliver diseases via intervening in molecular pathways in the liver. Novel prodrug compounds of acid/alcohol derivatives such as phosphates, phosphonates, phosphoramidates, phosphoramidates, carboxylates, phenolates, and alkoxylates, their preparation and their uses are described. Some of the novel prodrug compounds described herein do not generate a vinyl keto reactive intermediate in the activation process. Another aspect includes the use of prodrugs to treat diseases that benefit from enhanced drug distribution to the liver and like tissues and cells.

PRODRUG COMPOUNDS AND THEIR USES

CROSS-REFERENCE TO RELATED APPLICATIONS

This application claims benefit of U.S. Provisional Application No. 61/939,615, filed on February 13, 2014, U.S. Provisional Application No. 61/988,101, filed on May 2, 2014, and U.S. Provisional Application No. 61/988,118, filed on May 2, 2014 which are incorporated herein by reference in their entirety.

FIELD

[0001] Compositions and methods in the field of medicine and chemistry are disclosed. Some of the disclosed embodiments are directed to medicinal prodrug compounds, medicinal compositions, as well as processes for their preparation and methods of their use. Some embodiments include prodrug compounds of acid/alcohol derivatives, their preparation and their uses. In some embodiments, such prodrug compounds are useful to selectively deliver the acid/alcohol derivatives to the liver.

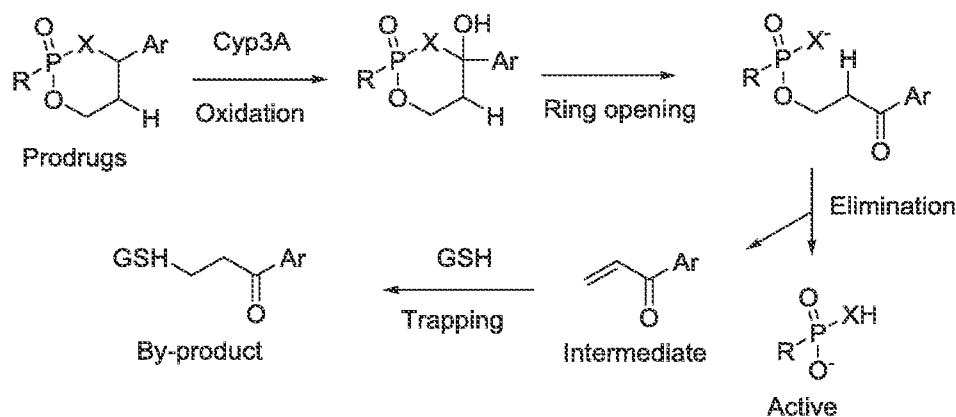
BACKGROUND

[0002] The following description of the background is provided to aid in understanding the invention, but is not admitted to be, or to describe, prior art.

[0003] Prodrugs are frequently used to improve certain properties of pharmacological agents for a preferred route of administration, including physicochemical, biopharmaceutical or pharmacokinetic properties. Certain prodrugs (also called soft drugs) are designed by tissue selective activation or deactivation to achieve therapeutic advantages (See J. Rautio, et al. *Nature Reviews Drug Discovery* 7: 255-270 (2008)).

[0004] Certain cyclic phosphate, phosphonate, phosphoramidate, and phosphoramidate prodrugs are disclosed in US Patent No. 6,312,662 and US Patent No. 7,205,404 and designed for liver-targeting of pharmacological agents. These prodrugs are

the target tissue and designed to achieve the selective delivery of pharmacological agents to the liver. Since the prodrugs are not active outside the liver, the liver-targeting strategy reduces any pharmacological or toxicological effects of a biologically active agent outside the targeting tissue. As a result, once used to treat liver diseases or to treat diseases via intervening in molecular pathways in the liver, the liver-targeting strategy significantly improves patient benefit/risk ratio of a pharmacological agent (*e.g.* see M. D. Erion, *et al.* J Pharm Exp Ther 312:554-60 (2005)). Example activation of these cyclic phosph(on)ate and phosphoramidate compounds are illustrated below:

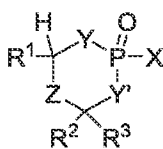


[0005] In the above example, the cyclic prodrugs (X = O or N) are oxidized by Cyp3A in the liver and undergo a ring opening and β -elimination sequence to provide the active drugs and an aryl vinyl ketone (Intermediate). The latter is rapidly conjugated with glutathione (GSH) that exists in millimole levels in the liver to yield the conjugate by-product.

[0006] Certain oral available pharmaceutical agents have been described to have certain liver-targeted property (*e.g.* see X. J. Zhou, *et al.* 2009 EASL meeting poster #966). The liver-targeting effects of these agents are based on liver first-pass metabolism of an orally administered agent and the liver-targeting efficiency varies widely, depending upon the pharmacokinetic property of the agent, and are not as efficient as the Cyp3A activated prodrugs.

[0007] Novel prodrug compounds of acid/alcohol derivatives such as phosphates, phosphonates, phosphonamidates, phosphoramidates, carboxylates, phenolates, and alkoxyates, their preparation and their uses are described. Some embodiments are related to novel prodrug compounds that do not generate a vinyl keto reactive intermediate in the activation process. Some embodiments are directed to the use of the prodrugs to enhance oral drug delivery. Another aspect includes the use of prodrugs to treat diseases that benefit from enhanced drug distribution to the liver and like tissues and cells, including but not limited to hepatitis, cancer, liver fibrosis, fatty liver, malaria, other viral and parasitic infections, and metabolic, cardiovascular, and/or hormonal diseases where the liver is involved in the production and/or the homeostasis control of the biochemical end products, e.g. glucose, cholesterol, fatty acids, bile acids, triglycerides, lipoproteins, apolipoproteins, and sex hormone-binding globulin (SHBG). Examples of such diseases include diabetes, hyperlipidemia, atherosclerosis, obesity and the like. In another aspect, prodrugs are used to prolong pharmacodynamic half-life of a drug. In some embodiments, the prodrug methodology can be used to achieve sustained delivery of the parent drug. In another aspect, prodrugs are used to increase the therapeutic index of the drug. In some embodiments, the prodrugs are useful in the delivery of diagnostic imaging agents to the liver. Some additional embodiments relate to a method of making prodrugs.

[0008] Some embodiments relate to a compound of Formula I:



(I)

[0009] wherein:

[0010] R^1 and R^2 are each independently selected from the group consisting of H, M, an optionally substituted C_1 - C_6 alkyl, an optionally substituted C_1 - C_6 heteroalkyl, an optionally substituted C_1 - C_6 alkyloxy, an optionally substituted C_1 - C_6 acyloxy, an optionally substituted aryl, and an optionally substituted heteroaryl;

C₁-C₆ alkyl; or R³ optionally forms an optionally substituted ring with R²; or R³ together with R² form a methylene or its derivative; or R³ together with R² form an oxo (=O) or its derivative; or R³ optionally forms a bond with Z or Y' when Z or Y' is N;

[0012] M is a biological agent, or part of a biological agent or a prodrug of a biological agent;

[0013] X is selected from the group consisting of Cl, OR⁴, NR⁴R⁵, an optionally substituted C₁-C₆ alkyl, and M;

[0014] Y and Y' are each independently O or NR⁴; or Y' is CH₂ or null;

[0015] Z is selected from the group consisting of O, NR⁵, CR⁸R⁶, C=O, C=NR⁷, and null; or Z is a 2-5 atom spacer selected from an optionally substituted C₁-C₆ alkyl, an optionally substituted C₁-C₆ alkyloxy, an optionally substituted C₁-C₆ heteroalkyl, an optionally substituted aryl, and an optionally substituted heteroaryl;

[0016] R⁴ is selected from the group of H, an optionally substituted C₁-C₆ alkyl, and an optionally substituted C₁-C₆ heteroalkyl;

[0017] R⁵ is selected from the group consisting of H, M, an optionally substituted C₁-C₆ alkyl, an optionally substituted C₁-C₆ heteroalkyl, and an optionally substituted C₁-C₆ acyl;

[0018] R⁶ is selected from the group consisting of F, Cl, an optionally substituted C₁-C₆ alkyl, and an optionally substituted C₁-C₆ heteroalkyl; or R⁶ is H provided that R¹ or R² or R⁸ is connected to a cyclic core carbon atom through an oxygen-carbon (O-C) bond;

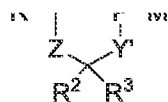
[0019] R⁷ is selected from the group consisting of H, an optionally substituted C₁-C₆ alkyl, and an optionally substituted C₁-C₆ heteroalkyl;

[0020] R⁸ is selected from the group consisting of F, Cl, M, an optionally substituted C₁-C₆ alkyl, and an optionally substituted C₁-C₆ heteroalkyl; or R⁸ is H provided that R¹ or R² is connected to a cyclic core carbon atom through an oxygen-carbon (O-C) bond;

[0021] provided that at least one of R¹, R², R⁵, R⁸, and X is M;

[0022] or a stereoisomer or a pharmaceutically acceptable salt thereof.

[0023] In some embodiments, the compound is a compound of Formula Ia:



[0024] (Ia)

[0025] wherein:

[0026] R¹ is selected from the group consisting of H, an optionally substituted C₁-C₆ alkyl, an optionally substituted aryl, and an optionally substituted heteroaryl;

[0027] R² and R³ are each independently selected from the group consisting of H and an optionally substituted C₁-C₆ alkyl; or R² and R³ optionally form an optionally substituted ring; or R² and R³ optionally form a methylene or its derivative; or R² and R³ optionally form an oxo or its derivative;

[0028] M is a biological agent, part of a biological agent or a prodrug of a biological agent;

[0029] Y and Y' are each independently O or NR⁴; or Y' is CH₂;

[0030] Z is selected from the group consisting of O, NR⁵, CR⁸R⁶, C=O, C=NR⁷, and null; or Z is a 2-5 atom spacer selected from an optionally substituted C₁-C₆ alkyl, an optionally substituted C₁-C₆ alkyloxy, an optionally substituted C₁-C₆ heteroalkyl, an optionally substituted aryl, and an optionally substituted heteroaryl;

[0031] R⁴ is selected from the group consisting of H, an optionally substituted C₁-C₆ alkyl, and an optionally substituted C₁-C₆ heteroalkyl;

[0032] R⁵ is selected from the group consisting of H, an optionally substituted C₁-C₆ alkyl, an optionally substituted C₁-C₆ heteroalkyl, and an optionally substituted C₁-C₆ acyl;

[0033] R⁶ is selected from the group consisting of F, Cl, an optionally substituted C₁-C₆ alkyl, and an optionally substituted C₁-C₆ heteroalkyl; or R⁶ is H provided that R¹ or R² or R⁸ is connected with the cyclic core carbon atom through an oxygen-carbon (O-C) bond;

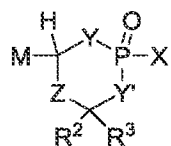
[0034] R⁷ is selected from the group consisting of H, an optionally substituted C₁-C₆ alkyl, and an optionally substituted C₁-C₆ heteroalkyl;

[0035] R⁸ is selected from the group consisting of F, Cl, M, an optionally substituted C₁-C₆ alkyl, and an optionally substituted C₁-C₆ heteroalkyl; or R⁸ is H provided

bond;

[0036] or a stereoisomer or a pharmaceutically acceptable salt thereof.

[0037] In some embodiments, the compound is a compound of Formula Ib:



[0038] (Ib)

[0039] wherein:

[0040] R^2 and R^3 are independently selected from the group consisting of H and an optionally substituted C_1 - C_6 alkyl; or R^2 and R^3 optionally form an optionally substituted ring; or R^2 and R^3 optionally form a methylene or its derivative; or R^2 and R^3 optionally form an oxo ($=O$) or its derivative;

[0041] M is a biological agent, part of a biological agent or a prodrug of a biological agent;

[0042] X is selected from the group consisting of Cl, an optionally substituted C_1 - C_6 alkyl, NR^4R^5 , and OR^4 ;

[0043] Y and Y' are each independently O or NR^4 ; or Y' is CH_2 or null;

[0044] Z is selected from the group consisting of O, NR^5 , $C(R^6)_2$, $C=O$, $C=NR^7$, and null; or Z is a 2-5 atom spacer selected from an optionally substituted C_1 - C_6 alkyl, an optionally substituted C_1 - C_6 alkyloxy, an optionally substituted C_1 - C_6 heteroalkyl, an optionally substituted aryl, and an optionally substituted heteroaryl;

[0045] R^4 is selected from the group consisting of H, an optionally substituted C_1 - C_6 alkyl, and an optionally substituted C_1 - C_6 heteroalkyl;

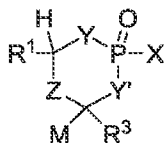
[0046] R^5 is selected from the group consisting of H, an optionally substituted C_1 - C_6 alkyl, an optionally substituted C_1 - C_6 heteroalkyl, and an optionally substituted C_1 - C_6 acyl;

[0047] R^6 is selected from the group consisting of F, Cl, an optionally substituted C_1 - C_6 alkyl, and an optionally substituted C_1 - C_6 heteroalkyl; or R^6 is H provided that M or R^2 is connected with the cyclic core carbon atom through an oxygen-carbon (O-C) bond;

C₆ alkyl, and an optionally substituted C₁-C₆ heteroalkyl;

[0049] or a stereoisomer or a pharmaceutically acceptable salt thereof.

[0050] In some embodiments, the compound is a compound of Formula Ic:



[0051] (Ic)

[0052] wherein:

[0053] R¹ is selected from the group consisting of H, an optionally substituted C₁-C₆ alkyl, an optionally substituted C₁-C₆ heteroalkyl, an optionally substituted aryl, and an optionally substituted heteroaryl;

[0054] R³ is selected from the group consisting of H and an optionally substituted C₁-C₆ alkyl; or R³ together with M form a methylene derivative; or R³ optionally forms a bond with Z or Y' when Z or Y' is N;

[0055] M is a biological agent, part of a biological agent or a prodrug of a biological agent;

[0056] X is selected from the group consisting of Cl, OR⁴, NR⁴R⁵, and an optionally substituted C₁-C₆ alkyl;

[0057] Y and Y' are each independently O or NR⁴;

[0058] Z is selected from the group consisting of O, NR⁵, C(R⁶)₂, C=O, C=NR⁷, and null; or Z is a 2-5 atom spacer selected from an optionally substituted C₁-C₆ alkyl, an optionally substituted C₁-C₆ alkyloxy, an optionally substituted C₁-C₆ heteroalkyl, an optionally substituted aryl, and an optionally substituted heteroaryl;

[0059] R⁴ is selected from the group consisting of H, an optionally substituted C₁-C₆ alkyl, and an optionally substituted C₁-C₆ heteroalkyl;

[0060] R⁵ is selected from the group consisting of H, an optionally substituted C₁-C₆ alkyl, an optionally substituted C₁-C₆ heteroalkyl, and an optionally substituted C₁-C₆ acyl;

C₁-C₆ alkyl, and an optionally substituted C₁-C₆ heteroalkyl; or R⁶ is H provided that R¹ or M is connected with the cyclic core carbon atom through an oxygen-carbon (O-C) bond;

[0062] R⁷ is selected from the group consisting of H, an optionally substituted C₁-C₆ alkyl, and an optionally substituted C₁-C₆ heteroalkyl;

[0063] or a stereoisomer or a pharmaceutically acceptable salt thereof.

[0064] In some embodiments, the compound is a compound of Formula Id or Ie:



[0065] (Id)

(Ie)

[0066] wherein:

[0067] R² and R³ are independently selected from the group consisting of H and an optionally substituted C₁-C₆ alkyl; or R³ together with M or R² form a methylene derivative; or R³ together with M or R² form an optionally substituted ring; or R³ together with R² form an oxo (=O) or its derivative; or R³ optionally forms a bond with Z or Y' when Z or Y' is N;

[0068] M is a biological agent, part of a biological agent or a prodrug of a biological agent;

[0069] X is selected from the group consisting of Cl, OR⁴, and an optionally substituted C₂-C₆ alkyl;

[0070] Y and Y' are each independently O or N; or Y' is CH₂;

[0071] Z is selected from the group consisting of O and NR⁵;

[0072] R⁴ is selected from the group consisting of H, an optionally substituted C₁-C₆ alkyl, and an optionally substituted C₁-C₆ heteroalkyl;

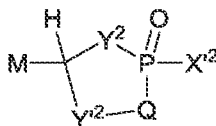
[0073] R⁵ is selected from the group consisting of H, an optionally substituted C₁-C₆ alkyl, an optionally substituted C₁-C₆ heteroalkyl, and an optionally substituted C₁-C₆ acyl;

[0074] or a stereoisomer or a pharmaceutically acceptable salt thereof.

[0075] Some embodiments relate to a compound of Formula II:



[0076] (IIa)



[0077] (IIb)

[0078] wherein:

[0079] R^{21} is selected from the group consisting of H, M, an optionally substituted C_1 - C_6 alkyl, an optionally substituted C_1 - C_6 heteroalkyl, an optionally substituted C_1 - C_6 alkyloxy, an optionally substituted C_1 - C_6 acyloxy, an optionally substituted aryl, and an optionally substituted heteroaryl;

[0080] M is a biological agent, or part of a biological agent or a prodrug of a biological agent;

[0081] Q is an optionally substituted aryl or an optionally substituted heteroaryl;

[0082] X^2 is selected from the group consisting of Cl, OR^{24} , $N(R^{24})_2$ an optionally substituted C_2 - C_6 alkyl, and M;

[0083] X^2 is selected from the group consisting of Cl, $N(R^{24})_2$, and OR^{24} ;

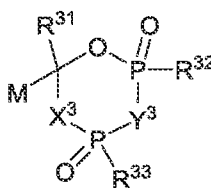
[0084] Y^2 and Y'^2 are each independently O or NR^{24} ;

[0085] R^{24} is selected from the group of H, an optionally substituted C_1 - C_6 alkyl, and an optionally substituted C_1 - C_6 heteroalkyl;

[0086] provided that at least one of R^{21} and X^2 is M;

[0087] or a stereoisomer or a pharmaceutically acceptable salt thereof.

[0088] Some embodiments relate to a compound of Formula III:



[0089] (III)

[0090] wherein:

[0092] R^{32} and R^{33} are each independently selected from the group consisting of Cl, OH, NH_2 , an optionally substituted C_1 - C_6 alkyl, an optionally substituted C_1 - C_6 alkyloxy, and an optionally substituted C_1 - C_6 alkylamino;

[0093] M is a biological agent or part of a biological agent or a prodrug of a biological agent;

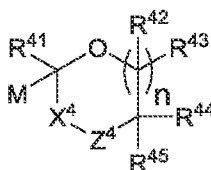
[0094] X^3 is O or NR^{34} ;

[0095] Y^3 is selected from the group consisting of O, NR^{34} , and an optionally substituted C_1 - C_6 alkyl;

[0096] R^{34} is selected from the group consisting of H, an optionally substituted C_1 - C_6 alkyl, and an optionally substituted C_1 - C_6 heteroalkyl;

[0097] or a stereoisomer or a pharmaceutically acceptable salt thereof.

[0098] Some embodiments relate to a compound of Formula IV:



[0099] (IV)

[0100] wherein:

[0101] R^{41} is H; or R^{41} optionally forms a bond with M or X^4 when X^4 is N;

[0102] Z^4 is selected from the group consisting of $CR^{46}R^{47}$, $C(O)$, $C(O)O$, $C(O)NR^{48}$, SO_2 , an optionally substituted aryl, and an optionally substituted heteroaryl;

[0103] R^{42} , R^{43} , R^{44} , R^{45} , R^{46} , and R^{47} are each independently selected from the group consisting of H, OH, amino, an optionally substituted C_1 - C_6 alkyl, an optionally substituted C_1 - C_6 alkyloxy, an optionally substituted C_1 - C_6 acyloxy, an optionally substituted C_1 - C_6 heteroalkyl, an optionally substituted phosphate, an optionally substituted phosphonate, an optionally substituted aryl, and an optionally substituted heterocycle; or R^{44} and R^{45} are independently or together optionally linked with R^{42} , R^{43} , R^{46} , or R^{47} to form an optionally substituted ring; or R^{44} is optionally M; or R^{44} and R^{45} are together optionally to form an oxo ($=O$) or its derivative;

biological agent;

[0105] X^4 is selected from the group consisting of O, NR^{48} , $NC(O)R^{48}$, $NS(O)_2R^{49}$, and $NP(O)(R^{50})_2$;

[0106] R^{48} is selected from the group consisting of H, an optionally substituted C_1 - C_6 alkyl, and an optionally substituted C_1 - C_6 heteroalkyl;

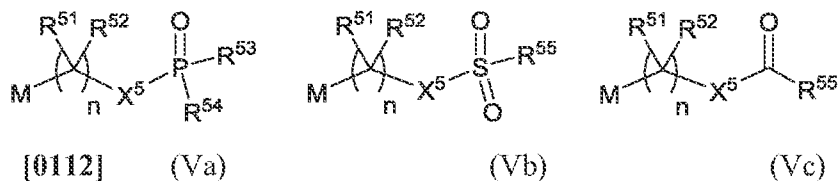
[0107] R^{49} is selected from the group consisting of NH_2 , an optionally substituted C_1 - C_6 alkyl, an optionally substituted aryl, and an optionally substituted heteroaryl;

[0108] R^{50} is selected from the group consisting of OH, NH_2 , an optionally substituted C_1 - C_6 alkyl, an optionally substituted C_1 - C_6 alkyloxy, and an optionally substituted C_1 - C_6 alkylamino;

[0109] n is 0, 1, 2, or 3;

[0110] or a stereoisomer or a pharmaceutically acceptable salt thereof.

[0111] Some embodiments relate to a compound of Formula V:



[0112] wherein:

[0114] R^{51} and R^{52} are each independently selected from the group consisting of H, an optionally substituted C_1 - C_6 alkyl, an optionally substituted C_1 - C_6 heteroalkyl, an optionally substituted C_1 - C_6 alkyloxy, an optionally substituted C_1 - C_6 acyloxy, an optionally substituted C_1 - C_6 acylamino, an optionally substituted phosphate, an optionally substituted phosphonate, an optionally substituted phosphoramidate, an optionally substituted C_1 - C_6 aryl, and an optionally substituted heteroaryl; or R^{51} and R^{52} are together optionally to form an oxo ($=O$) or its derivative;

[0115] R^{53} and R^{54} are each independently selected from the group consisting of Cl, OH, NH_2 , an optionally substituted C_1 - C_6 alkyl, an optionally substituted C_1 - C_6 alkyloxy, an optionally substituted C_1 - C_6 alkylamino, an optionally substituted C_1 - C_6 acylamino, an optionally substituted aryloxy, an optionally substituted phosphate, an optionally substituted

R^{51} , R^{54} , or R^{56} to form an optionally substituted 5-, 6-, or 7-membered heterocycle;

[0116] R^{55} is selected from the group consisting of OH, NH_2 , an optionally substituted C_1 - C_6 alkyl, an optionally substituted C_1 - C_6 alkyloxy, an optionally substituted C_1 - C_6 alkylamino, an optionally substituted aryl, and an optionally substituted heteroaryl; or R^{55} is optionally linked to R^{51} or R^{56} to form an optionally substituted ring;

[0117] R^{56} is selected from the group consisting of H, a C_1 - C_6 alkyl, and a C_1 - C_6 heteroalkyl;

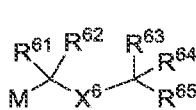
[0118] M is a biological agent or part of a biological agent or a prodrug of a biological agent;

[0119] X^5 is O or NR^{56} ;

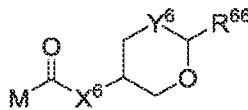
[0120] n is 0, 1, 2, or 3;

[0121] or a stereoisomer or a pharmaceutically acceptable salt thereof.

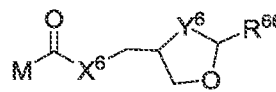
[0122] Some embodiments relate to a compound of Formula VI:



(VIa)



(VIb)



(VIc)

[0123] wherein:

[0124] R^{61} and R^{62} are each independently selected from the group consisting of H, an optionally substituted C_1 - C_6 alkyloxy, an optionally substituted C_1 - C_6 alkylamino, an optionally substituted C_1 - C_6 acyloxy, $-OCH_2P(O)(R^{69})_2$, and an optionally substituted C_1 - C_6 acylamino; or R^{61} and R^{62} together optionally form an oxo ($=O$) or its derivative;

[0125] R^{63} , R^{64} , and R^{65} are each independently selected from the group consisting of H, CO_2R^{67} , $C(O)N(R^{67})_2$, $P(O)(R^{69})_2$, an optionally substituted C_1 - C_6 alkyl, an optionally substituted C_1 - C_6 alkyloxy, an optionally substituted C_1 - C_6 acyloxy, and an optionally substituted C_1 - C_6 heteroalkyl; or two of R^{63} , R^{64} , and R^{65} are optionally linked to form an optionally substituted ring; or R^{63} is optionally linked with R^{68} to form an optionally substituted ring; with the proviso that $CR^{63}R^{64}R^{65}$ is not a straight chain C_1 - C_4 alkyl when R^{61} and R^{62} form an oxo ($=O$);

C₁-C₆ alkyl, an optionally substituted C₁-C₆ alkyloxy, an optionally substituted C₁-C₆ heteroalkyl, an optionally substituted aryl, and an optionally substituted heteroaryl;

[0127] R⁶⁷ and R⁶⁸ are each independently selected from the group consisting of H, an optionally substituted C₁-C₆ alkyl, and an optionally substituted C₁-C₆ heteroalkyl;

[0128] R⁶⁹ is selected from the group consisting of OH, an optionally substituted C₁-C₆ alkyl, an optionally substituted C₁-C₆ alkyloxy, and an optionally substituted C₁-C₆ alkylamino;

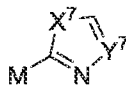
[0129] M is a biological agent or part of a biological agent or a prodrug of a biological agent;

[0130] X⁶ is O or NR⁶⁸;

[0131] Y⁶ is selected from the group consisting of null, O, NR⁶⁸, and C(R⁶⁸)₂;

[0132] or a stereoisomer or a pharmaceutically acceptable salt thereof.

[0133] Some embodiments relate to a compound of Formula VII:



(VII)

[0134] wherein:

[0135] R⁷¹ is selected from the group consisting of H, OH, an optionally substituted C₁-C₆ alkyl, an optionally substituted C₁-C₆ heteroalkyl, an optionally substituted C₁-C₆ alkyloxy, an optionally substituted phosphate, and an optionally substituted phosphonate;

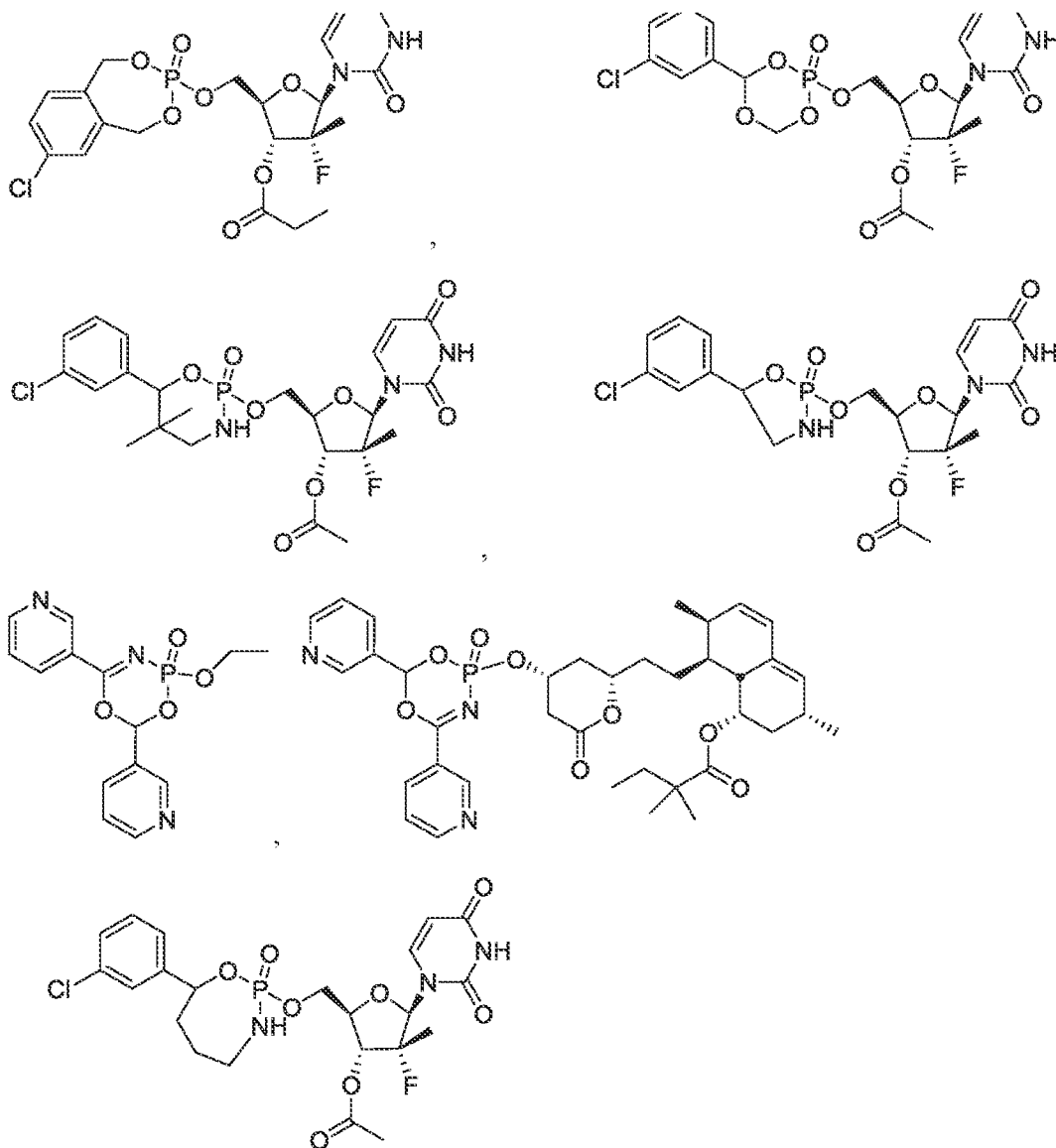
[0136] X⁷ is O or S;

[0137] Y⁷ is N or CR⁷¹;

[0138] M is a biological agent or part of a biological agent or a prodrug of a biological agent;

[0139] or a stereoisomer or a pharmaceutically acceptable salt thereof.

[0140] In some embodiments, the compound is selected from the group consisting of:



[0141] and a stereoisomer or a pharmaceutically acceptable salt thereof.

[0142] In some embodiments, M is a nucleoside antiviral or anticancer agent.

[0143] In some embodiments, M is a lipid modulator.

[0144] In some embodiments, M is selected from the group consisting of HMG-CoA reductase inhibitor, a selective thyroid hormone receptor modulator, a peroxisome proliferator-activated receptor modulator, a fibrate, a nicotinic acid, a bile acid, and a fatty acid.

[0146] In some embodiments, M is selected from the group consisting of a peroxisome proliferator-activated receptor modulator, a glucose biosynthesis inhibitor, and a dipeptidyl peptidase 4 inhibitor.

[0147] In some embodiments, M is a nuclear hormone receptor modulator.

[0148] Some embodiments relate to a pharmaceutical composition comprising any of the above compounds and a pharmaceutically acceptable excipient.

[0149] Some embodiments relate to a method of treating a disease, disorder or condition comprising administering an effective amount of any of the above compounds to a subject in need thereof.

[0150] In some embodiments, the disease, disorder or condition is a disease, disorder or condition of the liver.

[0151] In some embodiments, the disease, disorder or condition is a metabolic, cardiovascular or hormonal disease in which the liver is involved in the production and/or the homeostasis control of the biochemical end products of the disease, disorder or condition.

[0152] In some embodiments, the disease, disorder or condition is selected from the group consisting of hepatitis, liver cancer, liver fibrosis, fatty liver, malaria, viral infection, parasitic infection, diabetes, hyperlipidemia, atherosclerosis, obesity, dyslipidemia, hyperglycemia and a hormonal condition.

[0153] Some embodiments relate to a method of treating a liver disease comprising administering an effective amount of any of the above compounds to a subject in need thereof, wherein M is a nucleoside antiviral or anticancer agent.

[0154] Some embodiments relate to a method of treating dyslipidemia comprising administering to a subject in need thereof an effective amount of any of the above compounds, wherein M is a lipid modulator.

[0155] In some embodiments, M is selected from the group consisting of HMG-CoA reductase inhibitor, a selective thyroid hormone receptor modulator, peroxisome proliferator-activated receptor modulator, a fibrate, nicotinic acid, a bile acid, and a fatty acid.

administering to a subject in need thereof, an effective amount of any of the above compounds, wherein M is a glucose modulator.

[0157] In some embodiments, M is selected from the group consisting of peroxisome proliferator-activated receptor modulator, glucose biosynthesis inhibitor, and dipeptidyl peptidase 4 inhibitor.

[0158] Some embodiments relate to a method of treating a hormonal condition comprising administering to a subject in need thereof, an effective amount of any of the above compounds, wherein M is a nuclear hormone receptor modulator.

[0159] Some embodiments further comprise administering an effective amount of at least one additional therapeutic agent to the subject in need thereof.

[0160] Some embodiments relate to a method of delivering a diagnostic imaging agent to the liver of a subject in need thereof, comprising administering to the subject an effective amount of any of the above compounds.

[0161] In some embodiments, the subject is a mammal.

[0162] In some embodiments, the subject is human.

[0163] Some embodiments relate to a method of inhibiting viral replication in a cell comprising contacting the cell with any of the above compounds.

[0164] Some embodiments relate to a method of intervening in a molecular pathway or modulating a target in a cell comprising contacting the cell with any of the above compounds.

[0165] In some embodiments, the cell is *in vivo*.

[0166] In some embodiments, the cell is *ex vivo*.

[0167] In some embodiments, the cell is a hepatocyte.

[0168] In some embodiments, the cell is mammalian.

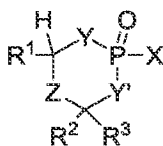
[0169] In some embodiments, the cell is human.

DETAILED DESCRIPTION

[0170] The present embodiments are directed to compositions and methods related to novel prodrug compounds of biologically active acid/alcohol derivatives such as phosphates, phosphonates, phosphonamidates, phosphoramidates, carboxylates, phenolates,

stereoisomers and pharmaceutically acceptable salts are represented by the formulae discussed below.

[0171] Some embodiments relate to a compound of Formula I:



(I)

wherein:

R^1 and R^2 are each independently selected from the group consisting of H, M, an optionally substituted C_1 - C_6 alkyl, an optionally substituted C_1 - C_6 heteroalkyl, an optionally substituted C_1 - C_6 alkyloxy, an optionally substituted C_1 - C_6 acyloxy, an optionally substituted aryl, and an optionally substituted heteroaryl;

R^3 is selected from the group consisting of H and an optionally substituted C_1 - C_6 alkyl; or R^3 optionally forms an optionally substituted ring with R^2 ; or R^3 together with R^2 form a methylene or its derivative; or R^3 together with R^2 form an oxo ($=O$) or its derivative; or R^3 optionally forms a bond with Z or Y' when Z or Y' is N;

M is a biological agent, or part of a biological agent or a prodrug of a biological agent;

X is selected from the group consisting of Cl, OR^4 , NR^4R^5 , an optionally substituted C_1 - C_6 alkyl, and M;

Y and Y' are each independently O or NR^4 ; or Y' is CH_2 or null;

Z is selected from the group consisting of O, NR^5 , CR^8R^6 , $C=O$, $C=NR^7$, and null; or Z is a 2-5 atom spacer selected from an optionally substituted C_1 - C_6 alkyl, an optionally substituted C_1 - C_6 alkyloxy, an optionally substituted C_1 - C_6 heteroalkyl, an optionally substituted aryl, and an optionally substituted heteroaryl;

R^4 is selected from the group of H, an optionally substituted C_1 - C_6 alkyl, and an optionally substituted C_1 - C_6 heteroalkyl;

R^5 is selected from the group consisting of H, M, an optionally substituted C_1 - C_6 alkyl, an optionally substituted C_1 - C_6 heteroalkyl, and an optionally substituted C_1 - C_6 acyl;

alkyl, and an optionally substituted C₁-C₆ heteroalkyl; or R⁶ is H provided that R¹ or R² or R⁸ is connected to a cyclic core carbon atom through an oxygen-carbon (O-C) bond;

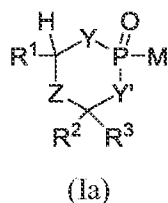
R⁷ is selected from the group consisting of H, an optionally substituted C₁-C₆ alkyl, and an optionally substituted C₁-C₆ heteroalkyl;

R⁸ is selected from the group consisting of F, Cl, M, an optionally substituted C₁-C₆ alkyl, and an optionally substituted C₁-C₆ heteroalkyl; or R⁸ is H provided that R¹ or R² is connected to a cyclic core carbon atom through an oxygen-carbon (O-C) bond;

provided that at least one of R¹, R², R⁵, R⁸, and X is M;

or a stereoisomer or a pharmaceutically acceptable salt thereof.

In some embodiments, the compound is a compound of Formula Ia:



wherein:

R¹ is selected from the group consisting of H, an optionally substituted C₁-C₆ alkyl, an optionally substituted aryl, and an optionally substituted heteroaryl;

R² and R³ are each independently selected from the group consisting of H and an optionally substituted C₁-C₆ alkyl; or R² and R³ optionally form an optionally substituted ring; or R² and R³ optionally form a methylene or its derivative; or R² and R³ optionally form an oxo or its derivative;

M is a biological agent, part of a biological agent or a prodrug of a biological agent;

Y and Y' are each independently O or NR⁴; or Y' is CH₂;

Z is selected from the group consisting of O, NR⁵, CR⁸R⁶, C=O, C=NR⁷, and null; or Z is a 2-5 atom spacer selected from an optionally substituted C₁-C₆ alkyl, an optionally substituted C₁-C₆ alkyloxy, an optionally substituted C₁-C₆ heteroalkyl, an optionally substituted aryl, and an optionally substituted heteroaryl;

R⁴ is selected from the group consisting of H, an optionally substituted C₁-C₆ alkyl, and an optionally substituted C₁-C₆ heteroalkyl;

an optionally substituted C₁-C₆ heteroalkyl, and an optionally substituted C₁-C₆ acyl;

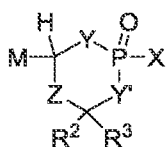
R⁶ is selected from the group consisting of F, Cl, an optionally substituted C₁-C₆ alkyl, and an optionally substituted C₁-C₆ heteroalkyl; or R⁶ is H provided that R¹ or R² or R⁸ is connected with the cyclic core carbon atom through an oxygen-carbon (O-C) bond;

R⁷ is selected from the group consisting of H, an optionally substituted C₁-C₆ alkyl, and an optionally substituted C₁-C₆ heteroalkyl;

R⁸ is selected from the group consisting of F, Cl, M, an optionally substituted C₁-C₆ alkyl, and an optionally substituted C₁-C₆ heteroalkyl; or R⁸ is H provided that R¹ or R² is connected to a cyclic core carbon atom through an oxygen-carbon (O-C) bond;

or a stereoisomer or a pharmaceutically acceptable salt thereof.

In some embodiments, the compound is a compound of Formula Ib:



(Ib)

wherein:

R² and R³ are independently selected from the group consisting of H and an optionally substituted C₁-C₆ alkyl; or R² and R³ optionally form an optionally substituted ring; or R² and R³ optionally form a methylene or its derivative; or R² and R³ optionally form an oxo (=O) or its derivative;

M is a biological agent, part of a biological agent or a prodrug of a biological agent;

X is selected from the group consisting of Cl, an optionally substituted C₁-C₆ alkyl, NR⁴R⁵, and OR⁴;

Y and Y' are each independently O or NR⁴; or Y' is CH₂ or null;

Z is selected from the group consisting of O, NR⁵, C(R⁶)₂, C=O, C=NR⁷, and null; or Z is a 2-5 atom spacer selected from an optionally substituted C₁-C₆ alkyl, an optionally substituted C₁-C₆ alkyloxy, an optionally substituted C₁-C₆ heteroalkyl, an optionally substituted aryl, and an optionally substituted heteroaryl;

and an optionally substituted C₁-C₆ heteroalkyl;

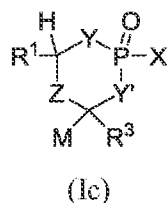
R⁵ is selected from the group consisting of H, an optionally substituted C₁-C₆ alkyl, an optionally substituted C₁-C₆ heteroalkyl, and an optionally substituted C₁-C₆ acyl;

R⁶ is selected from the group consisting of F, Cl, an optionally substituted C₁-C₆ alkyl, and an optionally substituted C₁-C₆ heteroalkyl; or R⁶ is H provided that M or R² is connected with the cyclic core carbon atom through an oxygen-carbon (O-C) bond;

R⁷ is selected from the group consisting of H, an optionally substituted C₁-C₆ alkyl, and an optionally substituted C₁-C₆ heteroalkyl;

or a stereoisomer or a pharmaceutically acceptable salt thereof.

In some embodiments, the compound is a compound of Formula Ic:



wherein:

R¹ is selected from the group consisting of H, an optionally substituted C₁-C₆ alkyl, an optionally substituted C₁-C₆ heteroalkyl, an optionally substituted aryl, and an optionally substituted heteroaryl;

R³ is selected from the group consisting of H and an optionally substituted C₁-C₆ alkyl; or R³ together with M form a methylene derivative; or R³ optionally forms a bond with Z or Y' when Z or Y' is N;

M is a biological agent, part of a biological agent or a prodrug of a biological agent;

X is selected from the group consisting of Cl, OR⁴, NR⁴R⁵, and an optionally substituted C₁-C₆ alkyl;

Y and Y' are each independently O or NR⁴;

Z is selected from the group consisting of O, NR⁵, C(R⁶)₂, C=O, C=NR⁷, and null; or Z is a 2-5 atom spacer selected from an optionally substituted C₁-C₆ alkyl, an optionally substituted C₁-C₆ alkyloxy, an optionally substituted C₁-C₆ heteroalkyl, an optionally substituted aryl, and an optionally substituted heteroaryl;

and an optionally substituted C₁-C₆ heteroalkyl;

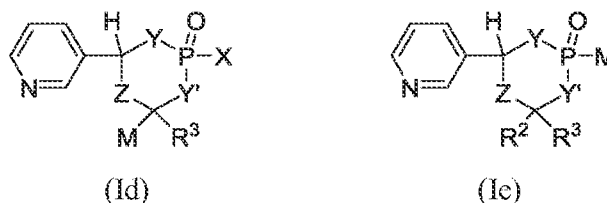
R⁵ is selected from the group consisting of H, an optionally substituted C₁-C₆ alkyl, an optionally substituted C₁-C₆ heteroalkyl, and an optionally substituted C₁-C₆ acyl;

R⁶ is selected from the group consisting of F, Cl, an optionally substituted C₁-C₆ alkyl, and an optionally substituted C₁-C₆ heteroalkyl; or R⁶ is H provided that R¹ or M is connected with the cyclic core carbon atom through an oxygen-carbon (O-C) bond;

R⁷ is selected from the group consisting of H, an optionally substituted C₁-C₆ alkyl, and an optionally substituted C₁-C₆ heteroalkyl;

or a stereoisomer or a pharmaceutically acceptable salt thereof.

In some embodiments, the compound is a compound of Formula Id or Ic:



wherein:

R² and R³ are independently selected from the group consisting of H and an optionally substituted C₁-C₆ alkyl; or R³ together with M or R² form a methylene derivative; or R³ together with M or R² form an optionally substituted ring; or R³ together with R² form an oxo (=O) or its derivative; or R³ optionally forms a bond with Z or Y' when Z or Y' is N;

M is a biological agent, part of a biological agent or a prodrug of a biological agent;

X is selected from the group consisting of Cl, OR⁴, and an optionally substituted C₂-C₆ alkyl;

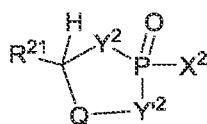
Y and Y' are each independently O or N; or Y' is CH₂;

Z is selected from the group consisting of O and NR⁵;

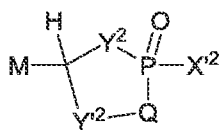
R⁴ is selected from the group consisting of H, an optionally substituted C₁-C₆ alkyl, and an optionally substituted C₁-C₆ heteroalkyl;

R⁵ is selected from the group consisting of H, an optionally substituted C₁-C₆ alkyl, an optionally substituted C₁-C₆ heteroalkyl, and an optionally substituted C₁-C₆ acyl;

or a stereoisomer or a pharmaceutically acceptable salt thereof.



(IIa)



(IIb)

wherein:

R^{21} is selected from the group consisting of H, M, an optionally substituted C_1 - C_6 alkyl, an optionally substituted C_1 - C_6 heteroalkyl, an optionally substituted C_1 - C_6 alkyloxy, an optionally substituted C_1 - C_6 acyloxy, an optionally substituted aryl, and an optionally substituted heteroaryl;

M is a biological agent, or part of a biological agent or a prodrug of a biological agent;

Q is an optionally substituted aryl or an optionally substituted heteroaryl;

X^2 is selected from the group consisting of Cl, OR^{24} , $N(R^{24})_2$, an optionally substituted C_2 - C_6 alkyl, and M;

X^2 is selected from the group consisting of Cl, $N(R^{24})_2$, and OR^{24} ;

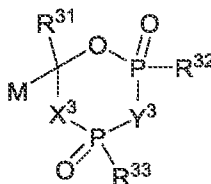
Y^2 and Y^2 are each independently O or NR^{24} ;

R^{24} is selected from the group of H, an optionally substituted C_1 - C_6 alkyl, and an optionally substituted C_1 - C_6 heteroalkyl;

provided that at least one of R^{21} and X^2 is M;

or a stereoisomer or a pharmaceutically acceptable salt thereof.

Some embodiments relate to a compound of Formula III:



(III)

R^{31} is H; or R^{31} optionally forms a bond with M or X^3 when X^3 is N;

R^{32} and R^{33} are each independently selected from the group consisting of Cl, OH, NH_2 , an optionally substituted C_1 - C_6 alkyl, an optionally substituted C_1 - C_6 alkyloxy, and an optionally substituted C_1 - C_6 alkylamino;

M is a biological agent or part of a biological agent or a prodrug of a biological agent;

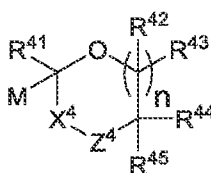
X^3 is O or NR^{34} ;

Y^3 is selected from the group consisting of O, NR^{34} , and an optionally substituted C_1 - C_6 alkyl;

R^{34} is selected from the group consisting of H, an optionally substituted C_1 - C_6 alkyl, and an optionally substituted C_1 - C_6 heteroalkyl;

or a stereoisomer or a pharmaceutically acceptable salt thereof.

Some embodiments relate to a compound of Formula IV:



(IV)

wherein:

R^{41} is H; or R^{41} optionally forms a bond with M or X^4 when X^4 is N;

Z^4 is selected from the group consisting of $CR^{46}R^{47}$, $C(O)$, $C(O)O$, $C(O)NR^{48}$, SO_2 , an optionally substituted aryl, and an optionally substituted heteroaryl;

R^{42} , R^{43} , R^{44} , R^{45} , R^{46} , and R^{47} are each independently selected from the group consisting of H, OH, amino, an optionally substituted C_1 - C_6 alkyl, an optionally substituted C_1 - C_6 alkyloxy, an optionally substituted C_1 - C_6 acyloxy, an optionally substituted C_1 - C_6 heteroalkyl, an optionally substituted phosphate, an optionally substituted phosphonate, an optionally substituted aryl, and an optionally substituted heterocycle; or R^{44} and R^{45} are independently or together optionally linked with R^{42} , R^{43} , R^{46} , or R^{47} to form an optionally substituted ring; or R^{44} is optionally M; or R^{44} and R^{45} are together optionally to form an oxo ($=O$) or its derivative;

M is a biological agent or part of a biological agent or a prodrug of a biological agent;

$\text{NP(O)(R}^{50}\text{)}_2$;

R^{48} is selected from the group consisting of H, an optionally substituted $\text{C}_1\text{-C}_6$ alkyl, and an optionally substituted $\text{C}_1\text{-C}_6$ heteroalkyl;

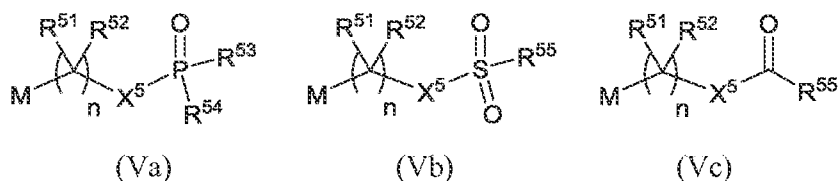
R^{49} is selected from the group consisting of NH_2 , an optionally substituted $\text{C}_1\text{-C}_6$ alkyl, an optionally substituted aryl, and an optionally substituted heteroaryl;

R^{50} is selected from the group consisting of OH, NH_2 , an optionally substituted $\text{C}_1\text{-C}_6$ alkyl, an optionally substituted $\text{C}_1\text{-C}_6$ alkyloxy, and an optionally substituted $\text{C}_1\text{-C}_6$ alkylamino;

n is 0, 1, 2, or 3;

or a stereoisomer or a pharmaceutically acceptable salt thereof.

Some embodiments relate to a compound of Formula Va, Vb, or Vc:



[0275] wherein:

[0276] R^{51} and R^{52} are each independently selected from the group consisting of H, an optionally substituted $\text{C}_1\text{-C}_6$ alkyl, an optionally substituted $\text{C}_1\text{-C}_6$ heteroalkyl, an optionally substituted $\text{C}_1\text{-C}_6$ alkyloxy, an optionally substituted $\text{C}_1\text{-C}_6$ acyloxy, an optionally substituted $\text{C}_1\text{-C}_6$ acylamino, an optionally substituted phosphate, an optionally substituted phosphonate, an optionally substituted phosphoramidate, an optionally substituted $\text{C}_1\text{-C}_6$ aryl, and an optionally substituted heteroaryl; or R^{51} and R^{52} are together optionally to form an oxo ($=\text{O}$) or its derivative;

[0277] R^{53} and R^{54} are each independently selected from the group consisting of Cl, OH, NH_2 , an optionally substituted $\text{C}_1\text{-C}_6$ alkyl, an optionally substituted $\text{C}_1\text{-C}_6$ alkyloxy, an optionally substituted $\text{C}_1\text{-C}_6$ alkylamino, an optionally substituted $\text{C}_1\text{-C}_6$ acylamino, an optionally substituted aryloxy, an optionally substituted phosphate, an optionally substituted phosphonate, and an optionally substituted heteroaryloxy; or R^{53} is optionally linked with R^{51} , R^{54} , or R^{56} to form an optionally substituted 5-, 6-, or 7-membered heterocycle;

substituted C₁-C₆ alkyl, an optionally substituted C₁-C₆ alkyloxy, an optionally substituted C₁-C₆ alkylamino, an optionally substituted aryl, and an optionally substituted heteroaryl; or R⁵⁵ is optionally linked to R⁵¹ or R⁵⁶ to form an optionally substituted ring;

[0279] R⁵⁶ is selected from the group consisting of H, a C₁-C₆ alkyl, and a C₁-C₆ heteroalkyl;

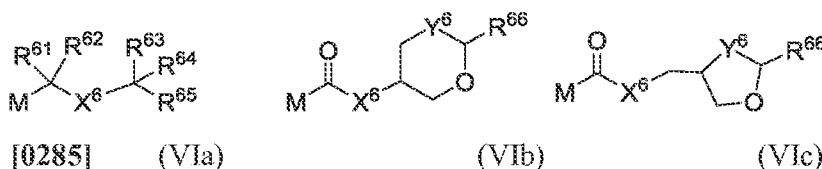
[0280] M is a biological agent or part of a biological agent or a prodrug of a biological agent;

[0281] X⁵ is O or NR⁵⁶;

[0282] n is 0, 1, 2, or 3;

[0283] or a stereoisomer or a pharmaceutically acceptable salt thereof.

[0284] Some embodiments relate to a compound of Formula VIa, VIb or VIc:



[0286] wherein:

[0287] R⁶¹ and R⁶² are each independently selected from the group consisting of H, an optionally substituted C₁-C₆ alkyloxy, an optionally substituted C₁-C₆ alkylamino, an optionally substituted C₁-C₆ acyloxy, -OCH₂P(O)(R⁶⁹)₂, and an optionally substituted C₁-C₆ acylamino; or R⁶¹ and R⁶² together optionally form an oxo (=O) or its derivative;

[0288] R⁶³, R⁶⁴, and R⁶⁵ are each independently selected from the group consisting of H, CO₂R⁶⁷, C(O)N(R⁶⁷)₂, P(O)(R⁶⁹)₂, an optionally substituted C₁-C₆ alkyl, an optionally substituted C₁-C₆ alkyloxy, an optionally substituted C₁-C₆ acyloxy, and an optionally substituted C₁-C₆ heteroalkyl; or two of R⁶³, R⁶⁴, and R⁶⁵ are optionally linked to form an optionally substituted ring; or R⁶³ is optionally linked with R⁶⁸ to form an optionally substituted ring; with the proviso that CR⁶³R⁶⁴R⁶⁵ is not a straight chain C₁-C₄ alkyl when R⁶¹ and R⁶² form an oxo (=O);

[0289] R⁶⁶ is selected from the group consisting of H, an optionally substituted C₁-C₆ alkyl, an optionally substituted C₁-C₆ alkyloxy, an optionally substituted C₁-C₆ heteroalkyl, an optionally substituted aryl, and an optionally substituted heteroaryl;

H, an optionally substituted C₁-C₆ alkyl, and an optionally substituted C₁-C₆ heteroalkyl;

[0291] R⁶⁹ is selected from the group consisting of OH, an optionally substituted C₁-C₆ alkyl, an optionally substituted C₁-C₆ alkyloxy, and an optionally substituted C₁-C₆ alkylamino;

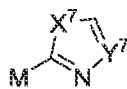
[0292] M is a biological agent or part of a biological agent or a prodrug of a biological agent;

[0293] X⁶ is O or NR⁶⁸;

[0294] Y⁶ is selected from the group consisting of null, O, NR⁶⁸, and C(R⁶⁸)₂;

[0295] or a stereoisomer or a pharmaceutically acceptable salt thereof.

[0296] Some embodiments relate to a compound of Formula VII:



[0297] (VII)

[0298] wherein:

[0299] R⁷¹ is selected from the group consisting of H, OH, an optionally substituted C₁-C₆ alkyl, an optionally substituted C₁-C₆ heteroalkyl, an optionally substituted C₁-C₆ alkyloxy, an optionally substituted phosphate, and an optionally substituted phosphonate;

[0300] X⁷ is O or S;

[0301] Y⁷ is N or CR⁷¹;

[0302] M is a biological agent or part of a biological agent or a prodrug of a biological agent;

[0303] or a stereoisomer or a pharmaceutically acceptable salt thereof.

[0304] CYP3A4 is expressed in the liver in a level much higher than other tissues (DeWaziers *et al.* J Pharm Exp Ther 253:387 (1990)). Prodrug compounds of Formula I-VII are predominantly activated via CYP3A4 in the liver. In some embodiments, the prodrug compounds of Formulae I-VII have high efficiency in liver-targeting via selective delivery of biologically active agents to the liver. In some embodiments, the prodrugs are used to

may not be active or may be less active outside the liver.

[0305] Certain drugs of phosph(on)ate derivatives are highly charged compounds that have generally poor oral bioavailability due to poor absorption in the gastrointestinal tract. Certain drugs are highly lipophilic compounds that have generally poor oral bioavailability due to poor absorption in the gastrointestinal tract. In some embodiments, the prodrug compounds of Formulae I-VII have oral bioavailability superior to the parent drugs/agents.

[0306] In some embodiments, due to the liver-targeting nature of the prodrug compounds of Formulae I-VII, the compounds are used to treat diseases that benefit from enhanced drug distribution to the liver and like tissues and cells, including but not limited to diseases in the liver, such as hepatitis, liver cancer, liver fibrosis, fatty liver, malaria, other viral and parasitic infections, and metabolic, cardiovascular, and/or hormonal diseases where the liver is involved in the production and/or the homeostasis control of the biochemical end products, e.g. glucose (diabetes); cholesterol, fatty acids, bile acids, triglycerides (hyperlipidemia) (atherosclerosis) (obesity), lipoproteins, apolipoproteins, and sex hormone-binding globulin (SHBG).

[0307] In some embodiments, the disclosed prodrugs are used to prolong pharmacodynamic half-life of the drug. In addition, the disclosed prodrug methodology can be used to achieve sustained delivery of the parent drug. In some embodiments, a method of making these prodrugs is described. In some embodiments, the prodrugs are also useful in the delivery of diagnostic imaging agents to the liver or other tissues.

[0308] Some compounds of Formulae I-VII have asymmetric centers where the stereochemistry is unspecified, and the diastereomeric mixtures of these compounds are included, as well as the individual stereoisomers when referring to a compound of Formulae I-VII generally.

[0309] Some embodiments of the compounds, compositions and methods provided herein include a pharmaceutical composition comprising a compound provided herein and a pharmaceutically acceptable carrier.

second or multiple therapeutic agents in combination with a compound provided herein to the subject in need thereof.

[0311] Some embodiments of the compounds, compositions and methods provided herein include a method of treating a liver disease comprising administering an effective amount of a compound provided herein where M is a nucleoside antiviral or anticancer agent to a subject in need thereof.

[0312] Some embodiments of the compounds, compositions and methods provided herein include a method of treating dyslipidemia comprising administering an effective amount of a compound provided herein where M is a lipid modulator such as a HMG-CoA reductase inhibitor, a selective thyroid hormone receptor modulator, peroxisome proliferator-activated receptor modulator, a fibrate, nicotinic acid, and an omega-3 fatty acid to a subject in need thereof.

[0313] Some embodiments of the compounds, compositions and methods provided herein include a method of treating hyperglycemia comprising administering an effective amount of a compound provided herein where M is a glucose modulator such as peroxisome proliferator-activated receptor modulator, glucose biosynthesis inhibitor, and dipeptidyl peptidase 4 inhibitor to a subject in need thereof.

[0314] Some embodiments of the compounds, compositions and methods provided herein include a method of treating a hormonal condition comprising administering an effective amount of a compound provided herein where M is a nuclear hormone receptor modulator to a subject in need thereof.

[0315] In some embodiments, the subject is mammalian.

[0316] In some embodiments, the subject is human.

[0317] Some embodiments of the compounds, compositions and methods provided herein include a method of testing a compound in a cell comprising contacting the cell with the compound of the claims.

[0318] In some embodiments, the cell is *in vivo*.

[0319] In some embodiments, the cell is *ex vivo*.

[0320] In some embodiments, the cell is a hepatocyte.

[0322] In some embodiments, the cell is human.

[0323] Some embodiments of the compounds, compositions and methods provided herein include use of a compound provided herein in the treatment of a disease in the liver.

[0324] Some embodiments include the use of a compound provided herein in combination with additional therapeutic agent(s) for the treatment of a disease in the liver.

[0325] Some embodiments of the compounds, compositions and methods provided herein include use of a compound provided herein in the treatment of a disease or condition by intervening in a molecular pathway in the liver.

[0326] Some embodiments include the use of a compound provided herein in combination with additional therapeutic agent(s) for the treatment of a disease or condition by intervening in a molecular pathway in the liver.

Definitions

[0327] In accordance with the present disclosure and as used herein, the following terms are defined with the following meanings, unless explicitly stated otherwise. It is to be understood that both the foregoing general description and the following detailed description are exemplary and explanatory only and are not restrictive of the subject matter claimed. In this application, the use of the singular includes the plural unless specifically stated otherwise. In this application, the use of "or" means "and/or" unless stated otherwise. Furthermore, use of the term "including" as well as other forms, such as "includes," and "included" is not limiting.

[0328] As used herein, ranges and amounts can be expressed as "about" a particular value or range. "About" also includes the exact amount. Hence "about 10%" means "about 10%" and also "10%."

[0329] As used herein, "optional" or "optionally" means that the subsequently described event or circumstance does or does not occur, and that the description includes instances where the event or circumstance occurs and instances where it does not. For

substituted.

[0330] As used herein, the singular forms “a,” “an” and “the” include plural referents unless the context clearly dictates otherwise. Thus, for example, reference to a composition comprising “a therapeutic agent” includes compositions with one or a plurality of therapeutic agents.

[0331] The term “alkyl” refers to saturated aliphatic groups including straight-chain, branched chain and cyclic groups, up to and including 10 carbon atoms. Suitable alkyl groups include methyl, ethyl, n-propyl, isopropyl, and cyclopropyl. The alkyl group may be optionally substituted with 1-3 substituents.

[0332] The term “optionally substituted” or “substituted” includes groups substituted by one to four substituents, independently selected from lower alkyl, lower aryl, lower aralkyl, lower cyclic alkyl, lower heterocycloalkyl, hydroxy, lower alkoxy, lower aryloxy, perhaloalkoxy, aralkoxy, lower heteroaryl, lower heteroaryloxy, lower heteroarylalkyl, lower heteroaralkoxy, azido, amino, halogen, lower alkylthio, oxo, lower acylalkyl, lower carboxy esters, carboxyl, carboxamido, nitro, lower acyloxy, lower aminoalkyl, lower alkylaminoaryl, lower alkylaryl, lower alkylaminoalkyl, lower alkoxyaryl, lower arylamino, lower aralkylamino, lower alkylsulfonyl, lower carboxamidoalkylaryl, lower carboxamidoaryl, lower hydroxyalkyl, lower haloalkyl, lower alkylaminoalkylcarboxy, lower aminocarboxamidoalkyl, cyano, lower alkoxyalkyl, lower perhaloalkyl, phosphate, phosphonate, or phosphoramidate, and lower arylalkyloxyalkyl. “Substituted aryl” and “substituted heteroaryl” refers to aryl and heteroaryl groups substituted with 1-6 substituents. These substituents are selected from the group consisting of lower alkyl, lower alkoxy, lower perhaloalkyl, halogen, hydroxy, cyano, and amino.

[0333] The term “heteroalkyl” refer to alkyl groups containing at least one heteroatom, such as 1 to 3 heteroatoms. Suitable heteroatoms include oxygen, sulfur, and nitrogen.

[0334] The term “heteroacyl” refer to -C(O)-heteroalkyl groups.

[0335] The term “acyloxy” refers to -OC(O)R where R is alkyl, or heteroalkyl.

heteroalkyl, all optionally substituted.

[0337] The term “carboxyl” refers to C(O)OH.

[0338] The term “oxo” refers to an =O group.

[0339] The term “oxo derivative” refers to =NR where R is H, lower alkyl, lower alkoxy, or lower alkylamino.

[0340] The term “amino” refers to NRR' where R and R' are each independently selected from hydrogen, alkyl, aryl, aralkyl and heterocycloalkyl, all except H are optionally substituted; and R and R' can form a cyclic ring system.

[0341] The term “acylamino” refers to -NRC(O)R' where R and R' are each independently selected from H, alkyl, or heteroalkyl.

[0342] The term “halogen” or “halo” refers to F, Cl, Br and I.

[0343] The term “haloalkyl” refer to alkyl groups containing at least one halogen, in a further aspect are 1 to 3 haloatoms. Suitable haloatoms include F, Cl, and Br.

[0344] The term “haloheteroalkyl” refer to alkyl groups containing at least one halogen and one heteroatom.

[0345] The term “haloacyl” refer to -C(O)-haloalkyl groups.

[0346] The term “haloheteroacyl” refer to -C(O)-haloheteroalkyl groups.

[0347] The term “alkenyl” refers to unsaturated groups which have 2 to 12 atoms and contain at least one carbon carbon double bond and includes straight chain, branched chain and cyclic groups. Alkenyl groups may be optionally substituted. Suitable alkenyl groups include allyl.

[0348] The term “alkynyl” refers to unsaturated groups which have 2 to 12 atoms and contain at least one carbon carbon triple bond and includes straight chain, branched chain and cyclic groups. Alkynyl groups may be optionally substituted. Suitable alkynyl groups include ethynyl.

[0349] The term “methylene” refers to =CH₂.

[0350] The term “methylene derivative” refers to =CRR' where R and R' are each independently selected from an optionally substituted alkyl, an optionally substituted alkenyl, and M.

from H, alkyl, aryl, aralkyl, and heterocycloalkyl.

[0352] The terms “alkylthio” refers to the group alkyl-S-.

[0353] The term “amido” refers to the NR₂ group next to an acyl or sulfonyl group as in NR₂C(O)-, RC(O)NR-, NR₂S(=O)₂- and RS(=O)₂-NR-, where R includes H, alkyl, aryl, aralkyl, and heterocycloalkyl.

[0354] The term “perhalo” refers to groups wherein every C-H bond has been replaced with a C-halo bond on an aliphatic or aryl group. Suitable perhaloalkyl groups include CF₃ and CFC₂.

[0355] The term “aryl” refers to an aromatic group wherein each of the atoms forming the ring is a carbon atom. Aryl rings may be formed by five, six, seven, eight, nine, or more than nine carbon atoms. Aryl groups may be optionally substituted. Examples of aryl groups include, but are not limited to phenyl, naphthalenyl, phenanthrenyl, anthracenyl, tetralinyl, fluorenyl, indenyl, and indanyl.

[0356] The term “heteroaryl” refers to an aromatic group wherein at least one atom forming the aromatic ring is a heteroatom. Heteroaryl rings may be formed by three, four, five, six, seven, eight, nine, or more than nine atoms. Heteroaryl groups may be optionally substituted. Examples of heteroaryl groups include, but are not limited to, aromatic C₃₋₈ heterocyclic groups comprising one oxygen or sulfur atom or up to four nitrogen atoms, or a combination of one oxygen or sulfur atom and up to two nitrogen atoms, and their substituted as well as benzo- and pyrido-fused derivatives, for example, connected via one of the ring-forming carbon atoms. In some embodiments, heteroaryl groups are optionally substituted with one or more substituents, independently selected from halo, hydroxy, amino, cyano, nitro, alkylamido, acyl, C₁₋₆-alkoxy, C₁₋₆-alkyl, C₁₋₆-hydroxyalkyl, C₁₋₆-aminoalkyl, C₁₋₆-alkylamino, alkylsulfenyl, alkylsulfinyl, alkylsulfonyl, sulfamoyl, or trifluoromethyl. Examples of heteroaryl groups include, but are not limited to, unsubstituted and mono- or di-substituted derivatives of furan, benzofuran, thiophene, benzothiophene, pyrrole, pyridine, indole, oxazole, benzoxazole, isoxazole, benzisoxazole, thiazole, benzothiazole, isothiazole, imidazole, benzimidazole, pyrazole, indazole, tetrazole, quinoline, isoquinoline, pyridazine, pyrimidine, purine and pyrazine, furazan, 1,2,3-oxadiazole, 1,2,3-

benzopyrazole, quinolizine, cinnoline, phthalazine, quinazoline, and quinoxaline. In some embodiments, the substituents are halo, hydroxy, cyano, O-C₁₋₆-alkyl, C₁₋₆-alkyl, hydroxy-C₁₋₆-alkyl, and amino-C₁₋₆-alkyl.

[0357] The term “aryloxy” refers to -O-aryl.

[0358] The term “heteroaryloxy” refers to -O-heteroaryl.

[0359] The phrase “therapeutically effective amount” means an amount of a compound or a combination of compounds that partially or fully ameliorates, attenuates or eliminates one or more of the symptoms of a particular disease or condition or prevents, modifies, or delays the onset of one or more of the symptoms of a particular disease or condition. Such amount can be administered as a single dosage or can be administered according to a regimen, whereby it is effective. Repeated administration may be needed to achieve a desired result (e.g., treatment of the disease and/or condition).

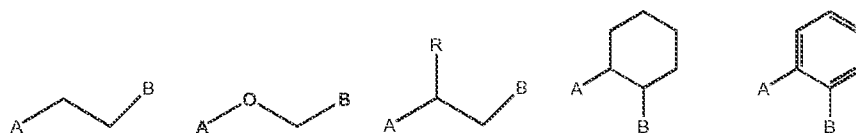
[0360] The term “pharmaceutically acceptable salt” includes salts of compounds of Formulae I-VII and its prodrugs derived from the combination of a compound of the present embodiments and an organic or inorganic acid or base. Suitable acids include acetic acid, adipic acid, benzenesulfonic acid, (+)-7,7-dimethyl-2-oxobicyclo[2.2.1]heptane-1-methanesulfonic acid, citric acid, 1,2-ethanedithionylsulfonic acid, dodecyl sulfonic acid, fumaric acid, glucoheptonic acid, gluconic acid, glucuronic acid, hippuric acid, hydrochloride hemimethanolic acid, HBr, HCl, HI, 2-hydroxyethanesulfonic acid, lactic acid, lactobionic acid, maleic acid, methanesulfonic acid, methylbromide acid, methyl sulfuric acid, 2-naphthalenesulfonic acid, nitric acid, oleic acid, 4,4'-methylenebis-[3-hydroxy-2-naphthalenecarboxylic acid], phosphoric acid, polygalacturonic acid, stearic acid, succinic acid, sulfuric acid, sulfosalicylic acid, tannic acid, tartaric acid, terphthalic acid, and p-toluenesulfonic acid. Suitable bases include NaOH, KOH, Ca(OH)₂, Zn(OH)₂, Mg(OH)₂, diethylamine, ethanolamine, diethanolamine, choline, lysine, meglumine, benzathine, and tromethamine.

[0361] The term “spacer” refers to an atom or group of atoms that separate two or more groups from one another by a desired number of atoms. For example, in some embodiments, it may be desirable to separate two or more groups by one, two, three, four,

used to separate those groups by the desired number of atoms. Spacers are optionally substituted. In some embodiments, a spacer comprises saturated or unsaturated alkyls, heteroalkyls and/or haloalkyls. In some embodiments, a spacer comprises atoms that are part of a ring.

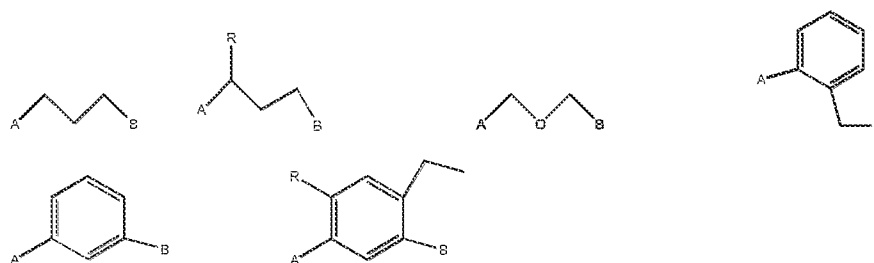
[0362] Where the number of any given substituent is not specified (*e.g.*, "haloalkyl"), there may be one or more substituents present. For example, "haloalkyl" can include one or more of the same or different halogens. For example, "haloalkyl" includes each of the substituents CF_3 , CHF_2 and CH_2F .

[0363] Solely for the purposes of illustration, and without limiting the above definitions, some examples of spacers are provided. Examples of 2 atom spacers include, but are not limited to, the following:



[0364] where A and B represent groups which are separated by the desired number of atoms.

[0365] Examples of 3 atom spacers include, but are not limited to, the following:




[0366] where A and B represent groups which are separated by the desired number of atoms.

[0367] The term "patient" refers to an animal being treated including a mammal, such as a dog, a cat, a cow, a horse, a sheep, and a human. In some embodiments the patient is a mammal, either male or female. In some embodiments, the patient is a male or female human.

administered to a biological system generates a biologically active compound as a result of spontaneous chemical reaction(s), enzyme catalyzed chemical reaction(s), and/or metabolic chemical reaction(s), or a combination of each. Standard prodrugs are formed using groups attached to functionality, e.g. HO-, HS-, HOOC-, HOOPR₂-, associated with the drug, that cleave in vivo. Standard prodrugs include but are not limited to carboxylate esters where the group is alkyl, aryl, aralkyl, acyloxyalkyl, alkoxy-carbonyloxyalkyl as well as esters of hydroxyl, thiol and amines where the group attached is an acyl group, an alkoxy-carbonyl, aminocarbonyl, phosphate or sulfate. The groups illustrated are examples, not exhaustive, and one skilled in the art could prepare other known varieties of prodrugs. Such prodrugs of the compounds of Formula I fall within this scope. Prodrugs must undergo some form of a chemical transformation to produce the compound that is biologically active or is a precursor of the biologically active compound. In some cases, the prodrug is biologically active, usually less than the drug itself, and serves to improve drug efficacy or safety through improved oral bioavailability, pharmacodynamic half-life, etc. Prodrug forms of compounds may be utilized, for example, to improve bioavailability, improve subject acceptability such as by masking or reducing unpleasant characteristics such as bitter taste or gastrointestinal irritability, alter solubility such as for intravenous use, provide for prolonged or sustained release or delivery, improve ease of formulation, or provide site specific delivery of the compound.

[0369] The term “stereoisomer” refers to the relative or absolute spatial relationship of the R group(s) and the substituent attached to the phosphorus atom via an exocyclic single bond on the 2-oxo-phosphorus prodrug ring, and refers to individual or any combination of the individual isomers such as a racemic mixture and a diastereomeric mixture. When one R group is attached to the carbon atom in the ring, there are four stereoisomers. For example, the structures A, B, C, and D below show four possible individual isomers. Structures A and D (or B and C) are a pair of two enantiomers (or called optical isomers). When two R groups attached to two different carbon atoms in the ring, there are eight possible stereoisomers.



[0370] The term “liver” refers to the liver organ.

[0371] The term “liver specificity” refers to the ratio:

$$\frac{[\text{drug or a drug metabolite in liver tissue}]}{[\text{drug or a drug metabolite in blood or another tissue}]}$$

[0372] as measured in animals treated with the drug or a prodrug. The ratio can be determined by measuring tissue levels at a specific time or may represent an AUC (area under a curve) based on values measured at three or more time points.

[0373] The term “increased or enhanced liver specificity” refers to an increase in liver specificity ratio in animals treated with the prodrug relative to animals treated with the parent drug. Compounds disclosed in US Patent No. 8,063,025, US Patent No. 7,666,855, and PCT Pub. No. WO2009/073506, are designed for the liver-specific delivery of nucleosides for the treatment of HCV patients and take advantage of a cytochrome P450 enzyme that is mainly expressed in the liver.

[0374] The term “enhanced oral bioavailability” refers to an increase of at least about 50% of the absorption of the dose of the parent drug. In an additional aspect, the increase in oral bioavailability of the prodrug (compared to the parent drug) is at least about 100%, or a doubling of the absorption. Measurement of oral bioavailability usually refers to measurements of the prodrug, drug, or drug metabolite in blood, plasma, tissues, or urine following oral administration compared to measurements following parenteral administration.

[0375] The term “therapeutic index” refers to the ratio of the dose of a drug or prodrug that produces a therapeutically beneficial response relative to the dose that produces an undesired response such as death, an elevation of markers that are indicative of toxicity, and/or pharmacological side effects.

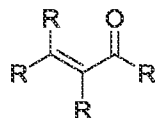
there is a prolongation of therapeutically-effective drug levels due to the presence of the prodrug.

[0377] The terms “treating” or “treatment” of a disease includes inhibiting the disease (slowing or arresting or partially arresting its development), providing relief from the symptoms or side effects of the disease (including palliative treatment), and/or relieving the disease (causing regression of the disease).

[0378] The terms “biological agent” refers to a compound that has biological activity or that has molecular properties that can be used for diagnosis purpose, such as a compound carrying a radioactive isotope or a heavy atom.

[0379] The terms “molecular pathway” refers to a series of molecular events in tissues such as a receptor modulating sequence or a biosynthesis sequence that is involved in physiological or pathophysiological functions of a living animal.

[0380] The terms “vinyl ketone reactive intermediate” refers to compounds of the structure below that are chemically reactive to generate a covalent bond with a molecular entity in the tissues or cell, where R is H, alkyl, aryl, or heteroaryl.



Formulations

[0381] The disclosed compounds may be used alone or in combination with other treatments. These compounds, when used in combination with other agents, may be administered as a daily dose or an appropriate fraction of the daily dose (e.g., bid). The compounds may be administered after a course of treatment by another agent, during a course of therapy with another agent, administered as part of a therapeutic regimen, or may be administered prior to therapy by another agent in a treatment program.

[0382] Examples of pharmaceutically acceptable salts include acetate, adipate, besylate, bromide, camsylate, chloride, citrate, edisylate, estolate, fumarate, gluceptate, gluconate, glucuronate, hippurate, hyclate, hydrobromide, hydrochloride, iodide, isethionate, lactate, lactobionate, maleate, mesylate, methylbromide, methylsulfate, napsylate, nitrate,

tannate, tartrate, terphthalate, tosylate, triethiodide, sodium, potassium, calcium, zinc, magnesium, diethylamine, ethanolamine, diethanolamine, choline, lysine, meglumine, benzathine, and tromethamine.

Compositions containing the active ingredient may be in any form suitable for the intended method of administration. In some embodiments, the compounds of a method and/or composition described herein can be provided via oral administration, rectal administration, transmucosal administration, intestinal administration, enteral administration, topical administration, transdermal administration, intrathecal administration, intraventricular administration, intraperitoneal administration, intranasal administration, intraocular administration and/or parenteral administration.

[0383] When the compounds are administered via oral administration, for example, tablets, troches, lozenges, aqueous or oil suspensions, dispersible powders or granules, emulsions, hard or soft capsules, syrups or elixirs may be prepared. Compositions intended for oral use may be prepared according to any method known to the art for the manufacture of pharmaceutical compositions and such compositions may contain one or more agents including sweetening agents, flavoring agents, coloring agents and preserving agents, in order to provide a palatable preparation. Tablets containing the active ingredient in admixture with non-toxic pharmaceutically acceptable excipient which are suitable for manufacture of tablets are acceptable. These excipients may be, for example, inert diluents, such as calcium or sodium carbonate, lactose, calcium or sodium phosphate; granulating and disintegrating agents, such as maize starch, or alginic acid; binding agents, such as starch, gelatin or acacia; and lubricating agents, such as magnesium stearate, stearic acid or talc. Tablets may be uncoated or may be coated by known techniques including microencapsulation to delay disintegration and adsorption in the gastrointestinal tract and thereby provide a sustained action over a longer period. For example, a time delay material such as glyceryl monostearate or glyceryl distearate alone or with a wax may be employed.

[0384] Formulations for oral use may be also presented as hard gelatin capsules where the active ingredient can be mixed with an inert solid diluent, for example calcium

with water or an oil medium, such as peanut oil, liquid paraffin or olive oil.

[0385] Formulations suitable for parenteral administration include aqueous and non-aqueous isotonic sterile injection solutions which may contain, for example, antioxidants, buffers, bacteriostats and solutes which render the formulation isotonic with the blood of the intended recipient; and aqueous and non-aqueous sterile suspensions which may include suspending agents and thickening agents. The formulations may be presented in unit-dose or multi-dose sealed containers, for example, ampoules and vials, and may be stored in a freeze-dried (lyophilized) condition requiring only the addition of the sterile liquid carrier, for example water for injections, immediately prior to use. Injection solutions and suspensions may be prepared from sterile powders, granules and tablets of the kind previously described.

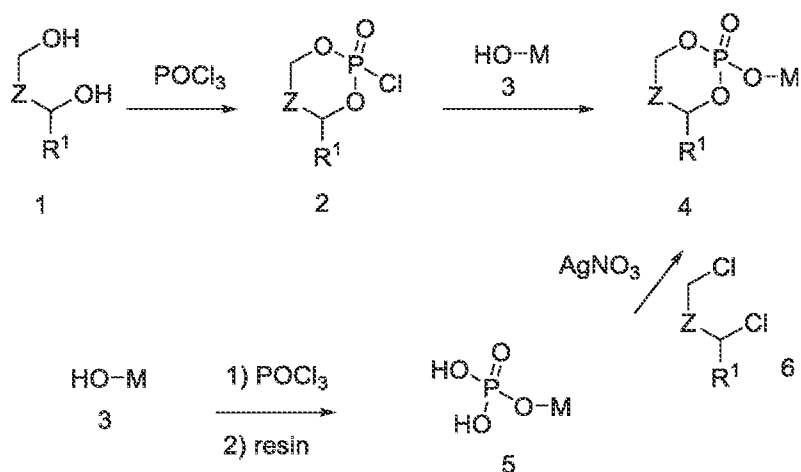
[0386] In some embodiments unit dosage formulations contain a daily dose or unit, daily sub-dose, or an appropriate fraction thereof, of a drug. It will be understood, however, that the specific dose level for any particular patient will depend on a variety of factors including the activity of the specific compound employed; the age, body weight, general health, sex and diet of the individual being treated; the time and route of administration; the rate of excretion; other drugs which have previously been administered; and the severity of the particular disease undergoing therapy, as is well understood by those skilled in the art.

Synthesis of compounds

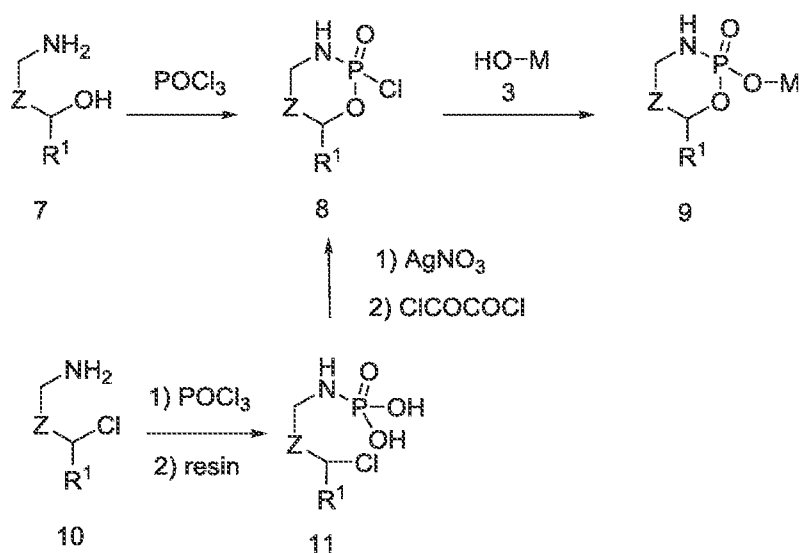
[0387] The following procedures for the preparation of the cyclic prodrug compounds illustrate the general procedures used to prepare the compounds which apply to phosphate, phosphonate, phosphoramidate, carboxylic acid, and alcohol containing drugs. Prodrugs can be introduced at different stages of synthesis of a drug. In some embodiments, they are made at a later stage, because of the general sensitivity of these groups to various reaction conditions. Optically pure prodrugs containing a single isomer at the phosphorus center can be made, for example, by separation of the diastereomers by a combination of column chromatography and/or crystallization, or by enantioselective synthesis of chiral activated phosph(on)ate intermediates.

phosph(on)ate prodrug compounds of Formula I. The first strategy starts with treatment of a dihydroxyl compound of structure 1 where Z is not a heteroatom with phosphorus oxychloride to generate a cyclic phosphate of structure 2. A coupling reaction of a cyclic phosphate chloride of structure 2 with an alcohol derivative compound of structure 3 provides the final compound of structure 4. When Z is a heteroatom, an alternative strategy can be used where the alcohol compound of structure 3 is converted to its monophosphate of structure 5 via a two-step sequence of phosphorylation with phosphorus oxychloride and acid hydrolysis by a resin. The monophosphate of structure 5 is then treated with a dichloro compound of structure 6 in the presence of silver nitrate to give the final product of structure 4.

Scheme I

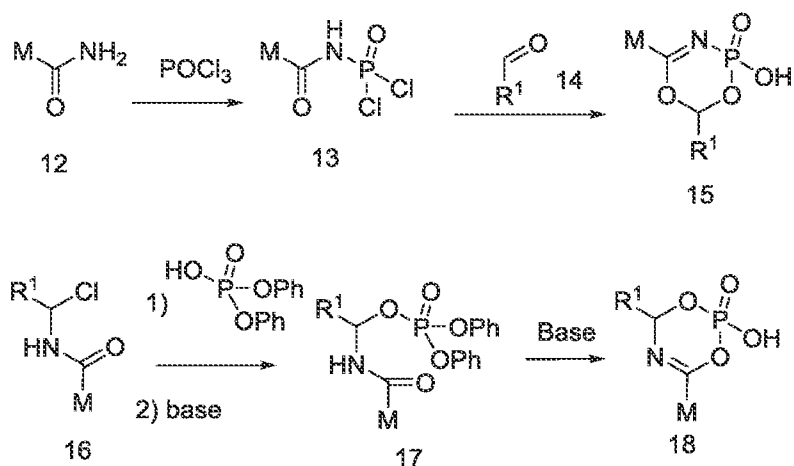


[0389] Scheme II describes general strategies of synthesis of cyclic phosphoramidate or phosphonamidate prodrug compounds of Formula I. Treatment of the hydroxylamino compounds of structure 7 (where Z is not a heteroatom) with phosphorus oxychloride provides the cyclic phosphoramidate of structure 8. A biological agent having a hydroxyl group of structure 3 is coupled with a prodrug intermediate of structure 8 to yield the final product of structure 9. Alternatively, a chloroamino compound of structure 10 (where Z is a heteroatom) is treated with phosphorus oxychloride and then an ion-exchange resin sequentially to give the intermediate of structure 11 that undergoes an internal cyclization followed by chlorination to the cyclic phosphoramidate of structure 8.



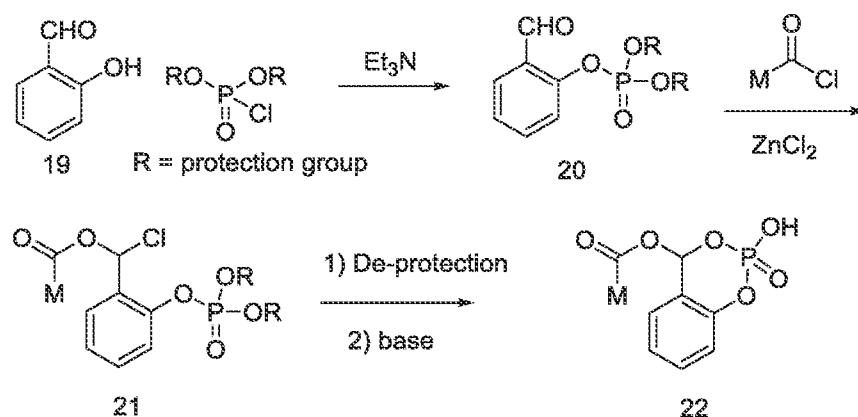
[0390] Scheme III describes general synthetic procedures of the 2-oxodioxazaphinine prodrugs of Formula I. A biological agent derivative of structure 12 is treated with phosphorus oxychloride to provide an intermediate of structure 13 that is then treated with a base in the presence of an aldehyde of structure 14 to give final product of structure 15. The regioisomers of structure 15 are made from a different route where a compound of structure 16 is treated sequentially with diphenyl phosphate under basic a condition to give an intermediate of structure 17. Base mediated internal cyclization of the intermediate of structure 17 affords the final product of structure 18.

Scheme III



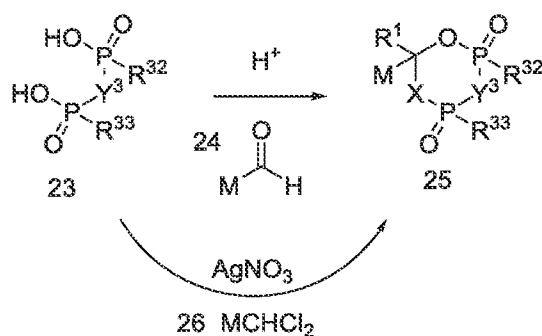
Formula IIa. Benzaldehyde derivative of structure 19 is treated with phosphorus oxychloride to provide an intermediate of structure 20 that is then converted to structure 21 in the presence of an acid chloride derivative of a biologic agent with zinc chloride as the catalyst. Deprotection followed by treatment of a base affords the final product of structure 22.

Scheme IV



[0392] Scheme V describes a procedure for preparing cyclic bisphosphonate prodrug compounds of Formula III via either an acid catalyzed condensation or a base catalyzed alkylation routes. Condensation reaction of a bisphosphonate of structure 23 with an aldehyde of structure 24 in the presence of an acid catalyst affords a product of structure 25. Alternatively, alkylation of a bisphosphonate of structure 23 with a halide compound of structure 26 in the presence of silver nitrate and/or a base provides the same product of structure 25.

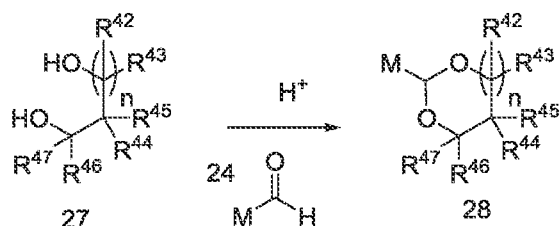
[0393] Scheme V



[0394] Scheme VI describes general strategies of synthesis of the cyclic acetal prodrug compounds of Formula IV. The dihydroxyl compound of structure 1 is condensed

of structure 3. Aldehyde compound of structure 2 is prepared from the corresponding carboxylic acid by the standard procedure in the literature.

[0395] Scheme VI



[0396] Compounds of Formula V-VII are prepared by using standard conditions in the literature from the corresponding acids and derivatives (e.g., See J. E. Starrett, Jr., et al. J Med Chem 37:1857-1864 (1994) and J. K. Dickson, et al. J Med Chem 39:661-664 (1996)).

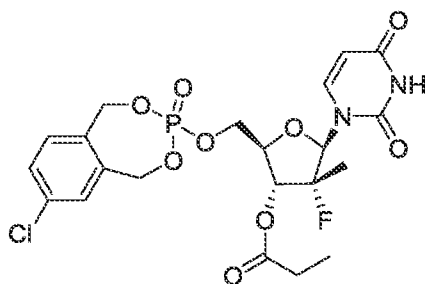
EXAMPLES

[0397] It will be understood that the following are examples and that the present embodiments are not limited to these examples.

[0398] Some biologically active compounds of Formulae I-VII are prepared as outlined below. Some biologically nonactive compounds of Formulae I-VII are also prepared to demonstrate the synthetic methodologies as outlined below.

Example 1

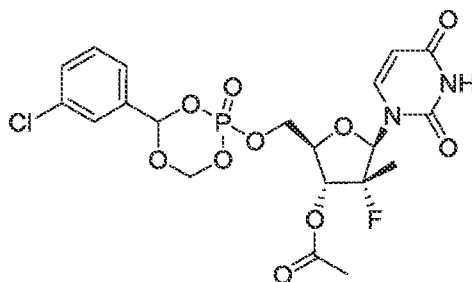
[0399] (2*R*,3*R*,4*R*,5*R*)-2-(((7-Chloro-3-oxido-1,5-dihydrobenzo[*e*][1,3,2]dioxaphosphepin-3-yl)oxy)methyl)-5-(2,4-dioxo-3,4-dihydropyrimidin-1(2*H*)-yl)-4-fluoro-4-methyltetrahydrofuran-3-yl propionate (Compound 101)



to synthetic strategy of Scheme I from (4-chloro-1,2-phenylene)dimethanol and the nucleoside derivative. $[M+H]^+$ calcd for $C_{21}H_{23}ClFN_2O_9P$: 533.08; found: 533.1. 1H NMR (400MHz, DMSO- d_6) 11.60 (s, 1H), 7.74 (d, $J = 8.4$, 1H), 7.66 (dd, $J = 4.8$ and 1.6, 1H), 7.56-7.52 (m, 2H), 6.08 (bs, 1H), 5.72 (d, $J = 8.4$, 1H), 5.40-5.10 (m, 4H), 4.45-4.31 (m, 3H), 3.41-3.31 (m, 1H), 2.46 (q, $J = 7.6$, 2H), 1.33 (d, $J = 22.8$, 3H), and 1.06 (t, $J = 7.6$, 3H).

Example 2

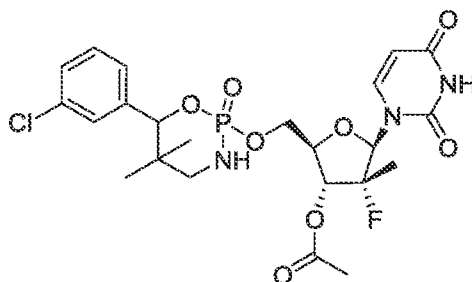
[0401] (2*R*,3*R*,4*R*,5*R*)-2-(((4-(3-Chlorophenyl)-2-oxido-1,3,5,2-trioxaphosphan-2-yl)oxy)methyl)-5-(2,4-dioxo-3,4-dihydropyrimidin-1(2*H*)-yl)-4-fluoro-4-methyltetrahydrofuran-3-yl acetate (Compound 102)



[0402] Compound 102 can be prepared according to synthetic strategy of Scheme I from 3-chlorobenzaldehyde and the nucleoside derivative. $MH^+ = 534.06$ (Calc.).

Example 3

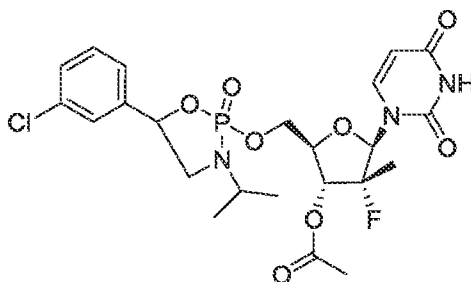
[0403] (2*R*,3*R*,4*R*,5*R*)-2-(((6-(3-Chlorophenyl)-5,5-dimethyl-2-oxido-1,3,2-oxazaphosphan-2-yl)oxy)methyl)-5-(2,4-dioxo-3,4-dihydropyrimidin-1(2*H*)-yl)-4-fluoro-4-methyltetrahydrofuran-3-yl acetate (Compound 103)



according to synthetic strategy of Scheme II from 3-amino-1-(3-chlorophenyl)-2,2-dimethylpropan-1-ol and the nucleoside derivative. $[M+H]^+$ calcd for $C_{23}H_{28}ClFN_3O_8P$: 561.13; found: 561.2. 1H NMR (400MHz, DMSO- d_6) 11.60 (s, 0.5H), 11.50 (s, 0.5H), 7.80-7.20 (m, 5H), 6.02 (bs, 1H), 5.55-5.50 (m, 1H), 5.40 (s, 1H), 4.38-4.02 (m, 5H), 2.13 (s, 3H), 1.34 (d, $J = 15.5$, 1.5H), 1.28 (d, $J = 15.5$, 1.5H), 0.92 (s, 3H), and 0.73 (s, 3H).

Example 4

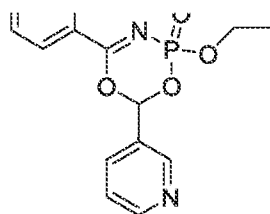
[0405] (2*R*,3*R*,4*R*,5*R*)-2-(((5-(3-Chlorophenyl)-1-isopropyl-2-oxido-1,3,2-oxazaphospholidin-2-yl)oxy)methyl)-5-(2,4-dioxo-3,4-dihydropyrimidin-1(2*H*)-yl)-4-fluoro-4-methyltetrahydrofuran-3-yl acetate (Compound 104)



[0406] Compound 104 was prepared as a mixture of two diastereomers according to synthetic strategy of Scheme II from 2-isopropylamino-1-(3-chlorophenyl)ethan-1-ol and the nucleoside derivative. $[M+H]^+$ calcd for $C_{23}H_{28}ClFN_3O_8P$: 560.13; found: 560.2. 1H NMR (400MHz, DMSO- d_6) 11.59 (s, 1H), 7.70-7.60 (m, 1H), 7.50 (d, $J = 9.6$, 1H), 7.44-7.40 (m, 3H), 6.10 (bs, 1H), 5.59-5.56 (m, 1H), 5.45 (bs, 1H), 5.22 (bs, 1H), 4.40-4.16 (m, 3H), 3.90-3.72 (m, 1H), 3.40 (bs, 1H), 3.14 (bs, 1H), 2.14 (s, 3H), and 1.38-1.12 (m, 9H).

Example 5

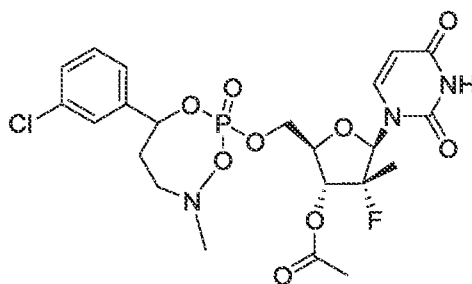
[0407] 2-Ethoxy-4,6-di(pyridine-3-yl)-1,5,3,2-dioxazaphosphinine 2-oxide (Compound 105)



[0408] Compound 105 can be prepared according to synthetic strategy of Scheme II from nicotinic acid and pyridine-3-aldehyde. $MH^+ = 319.07$ (Calc.).

Example 6

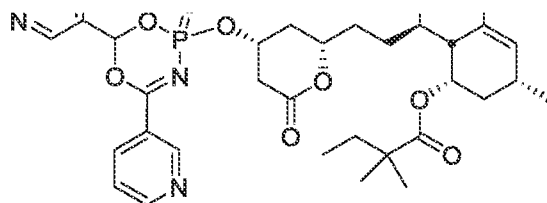
[0409] (2*R*,3*R*,4*R*,5*R*)-2-(((7-(3-chlorophenyl)-4-methyl-2-oxido-1,3,4,2-dioxazaphosphhepan-2-yl)oxy)methyl)-5-(2,4-dioxo-3,4-dihydropyrimidin-1(2*H*)-yl)-4-fluoro-4-methyltetrahydrofuran-3-yl acetate (Compound 106)



[0410] Compound 106 was prepared as a mixture of two diastereomers according to synthetic strategy of Scheme II from 4-hydroxy-1-(3-chlorophenyl)butan-1-ol and the nucleoside derivative. $[M+H]^+$ calcd for $C_{22}H_{25}ClFN_2O_9P$: 562.11; found: 562.2. 1H NMR (400MHz, DMSO- d_6) 11.56 (s, 1H), 7.76 (d, $J = 8.4$, 1H), 7.45-7.35 (m, 4H), 6.15 (m, 1H), 5.66 (t, $J = 4.4$, 1H), 5.38-5.22 (m, 2H), 3.25 (bs, 1H), 2.95-2.88 (m, 1H), 2.81 (s, 1.5H), 2.79 (s, 1.5H), 2.14 (s, 3H), 2.05-1.60 (m, 4H), and 1.33 (d, $J = 23$, 3H).

Example 7

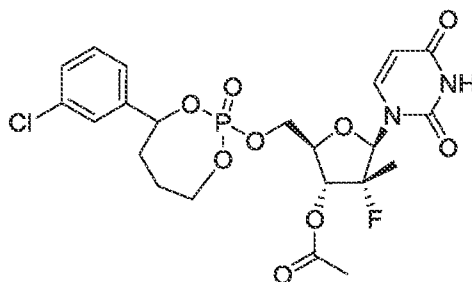
[0412] (1*S*,3*R*,7*S*,8*S*,8*aR*)-3,7-dimethyl-8-(2-(((2*S*,4*R*)-4-((2-oxido-4,6-di(pyridin-3-yl)-1,5,3,2-dioxazaphosphinin-2-yl)oxy)-6-oxotetrahydro-2*H*-pyran-2-yl)ethyl)-1,2,3,7,8,8*a*-hexahydronaphthalen-1-yl) 2,2-dimethylbutanoate (Compound 107)



[0413] Compound 107 can be prepared according to synthetic strategy of Scheme II from nicotinic acid, pyridine-3-aldehyde, and simvastatin. $MH^+ = 691.30(\text{Calc.})$.

Example 8

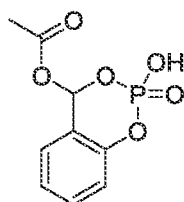
[0414] (2*R*,3*R*,4*R*,5*R*)-2-(((4-(3-Chlorophenyl)-2-oxido-1,3,2-dioxaphosphinan-2-yl)oxy)methyl)-5-(2,4-dioxo-3,4-dihydropyrimidin-1(2*H*)-yl)-4-fluoro-4-methyltetrahydrofuran-3-yl acetate (Compound 108)



[0415] Compound 108 was prepared as a mixture of two diastereomers according to synthetic strategy of Scheme II from 4-hydroxy-1-(3-chlorophenyl)butan-1-ol and the nucleoside derivative. $[M+H]^+$ calcd for $C_{22}H_{25}ClFN_2O_9P$: 547.1; found: 547.2. 1H NMR (400MHz, $DMSO-d_6$) 11.58 (s, 1H), 7.75-7.38 (m, 5H), 6.05-5.20 (m, 4H), 4.43-4.03 (m, 5H), 2.14 (s, 3H), 2.10-1.90 (m, 3H), 1.34 (d, $J = 22$, 1.5H), and 1.27 (d, $J = 22$, 1.5H).

Example 9

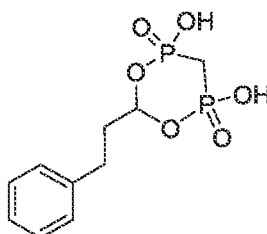
[0416] 2-Hydroxy-2-oxido-4*H*-benzo[*d*][1,3,2]dioxaphosphinin-4-yl acetate (Compound 109)



Scheme IV as a diisopropylethylamine salt from 2-hydroxybenzaldehyde using benzyl as protection group. $[M-H]^+$ calcd for $C_9H_9O_6P$: 243.01; found: 243.00.

Example 10

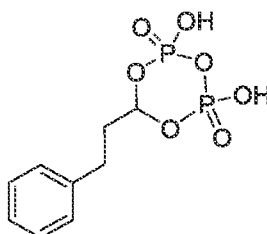
[0418] 2,4-Dihydroxy-6-phenethyl-1,5,2,4-dioxadiphosphinane 2,4-dioxide
(Compound 110)



[0419] Compound 110 was prepared according to the general procedure of Scheme V as a triethylamine salt from 3-phenylpropanal and methylenebis(phosphonate). $[M+H]^+$ calcd for $C_{10}H_{14}O_6P_2$: 293.03; found: 293.05. 1H NMR (300MHz, CD_3OD) 7.28-7.06 (m, 5H), 5.67-5.57 (m, 1H), 3.17 (q, $J = 7.4$, 6H), 2.76 (t, $J = 8.1$, 2H), 2.38 (t, $J = 28$, 2H), 2.07-1.92 (m, 2H), and 1.29 (t, $J = 7.4$, 9H).

Example 11

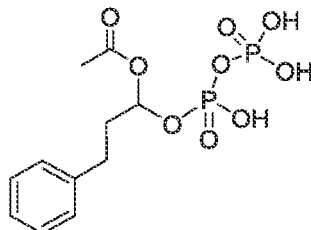
[0420] 2,4-Dihydroxy-6-phenethyl-1,3,5,2,4-trioxadiphosphinane 2,4-dioxide
(Compound 111)



[0421] Compound 111 was prepared according to the general procedure of Scheme V as a triethylamine salt from 3-phenylpropanal and pyrophosphate. $[M+H]^+$ calcd for $C_9H_{12}O_7P_2$: 295.01; found: 295.15. 1H NMR (400MHz, CD_3OD) 7.30-7.12 (m, 5H), 5.33 (t, $J = 4.5$, 1H), 3.19 (q, $J = 7.4$, 6H), 2.75 (t, $J = 7.5$, 2H), 2.08-1.95 (m, 2H), and 1.30 (t, $J = 7.4$, 9H).

Example 12

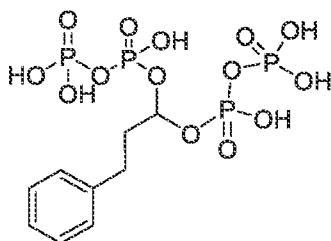
[0422] 1-((Hydroxy(phosphonooxy)phosphoryl)oxy)-3-phenylpropyl acetate (Compound 112)



[0423] Compound 112 was prepared according to the general procedure of Scheme V as a triethylamine salt from 1-chloro-3-phenylpropyl acetate and pyrophosphate. $[M+H]^+$ calcd for $C_{11}H_{16}O_7P_2$: 355.03; found: 356.90. 1H NMR (400MHz, CD_3OD) 7.28-7.12 (m, 5H), 6.60-6.52 (m, 1H), 3.17 (q, $J = 7.4$, 12H), 2.80-2.72 (m, 2H), 2.16-2.04 (m, 2H), 2.04 (s, 3H), 1.30 (t, $J = 7.4$, 18H).

Example 13

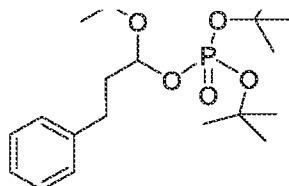
[0424] 3-Phenylpropane-1,1-diyl bis(trihydrogen diphosphate) (Compound 113)



[0425] Compound 113 was prepared according to the general procedure of Scheme V as a diisopropylethylamine salt from 1-chloro-3-phenylpropyl acetate and pyrophosphate. $[M+H]^+$ calcd for $C_9H_{16}O_{14}P_4$: 472.95; found: 473.00. 1H NMR (400MHz, CD_3OD) 7.28-7.12 (m, 5H), 5.75-5.65 (m, 1H), 3.20 (q, $J = 7.4$, 6H), 2.77 (t, $J = 7.5$, 2H), 2.06-1.95 (m, 2H), 1.30 (t, $J = 7.4$, 9H).

Example 14

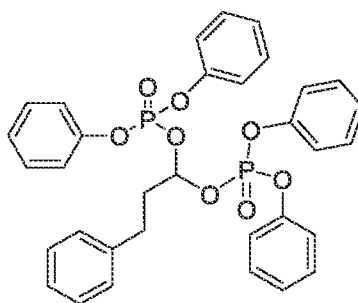
[0426] 1-((Di-*tert*-butoxyphosphoryl)oxy)-3-phenylpropyl acetate (Compound 114)



[0427] Compound 114 was prepared according to the general procedure of Scheme V from 1-chloro-3-phenylpropyl acetate and di-*tert*-butyl tetrabutylammonium phosphate. $[2M+H]^+$ calcd for $C_{38}H_{62}O_{12}P_2$: 773.37; found: 773.0.

Example 15

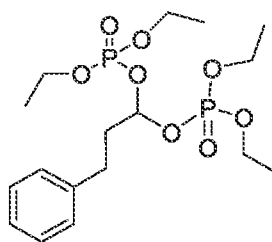
[0428] Tetraphenyl (3-phenylpropane-1,1-diyl) bis(phosphate) (Compound 115)



[0429] Compound 115 was prepared according to the general procedure of Scheme V from 1,1-diiodo-3-phenylpropane and diphenyl silver phosphate. $[M+H]^+$ calcd for $C_{33}H_{30}O_8P_2$: 617.14; found: 616.90. 1H NMR (300MHz, $CDCl_3$) 7.40-7.03 (m, 25H), 6.48-6.40 (m, 1H), 2.66-2.60 (m, 2H), and 2.24-2.15 (m, 2H).

Example 16

[0430] Tetraethyl (3-phenylpropane-1,1-diyl) bis(phosphate) (Compound 116)

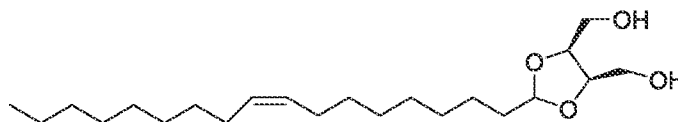


[0431] Compound 116 was prepared according to the general procedure of Scheme V from 1,1-diiodo-3-phenylpropane and diethyl silver phosphate. $[M+H]^+$ calcd for

1H), 7.61 (t, $J = 3.6$, 1H), 7.30-7.21 (m, 3H), 5.95-5.89 (m, 1H), 4.22-4.13 (m, 8H), 2.78 (t, $J = 7.8$, 2H), 1.74-1.67 (m, 2H), and 1.34-1.25 (m, 12H).

Example 17

[0432] ((4,5-*cis*)-2-((*Z*)-Heptadec-8-en-1-yl)-1,3-dioxolane-4,5-diyl)dimethanol
(Compound 117)



[0433] Compound 117 was prepared according to the general procedure of Scheme VI from (*Z*)-9-octadecenal and *meso*-erythritol. ^1H NMR (400MHz, CDCl_3) 5.37 (bs, 2H), 4.55 (t, $J = 5.2$, 1H), 4.18 (dd, $J = 10.8$ and 5.2 , 1H), 3.95-3.76 (m, 3H), 3.53-3.38 (m, 2H), 2.08-2.00 (m, 4H), 1.68-1.60 (m, 4H), 1.40-1.25 (m, 20H), and 0.91 (t, $J = 6.4$, 3H).

Example 18


[0434] (*Z*)-(2-(Heptadec-8-en-1-yl)-1,3-dioxolan-4-yl)methanol (Compound 118)



[0435] Compound 118 was prepared as a mixture of stereoisomers according to the general procedure of Scheme VI from (*Z*)-9-octadecenal and glycerol. ^1H NMR (400MHz, CDCl_3) 3.37 (bs, 2H), 4.18-4.08 (m, 2H), 3.95-3.87 (m, 1H), 3.80-3.55 (m, 4H), 2.10-1.99 (m, 4H), 1.68-1.57 (m, 3H), 1.45-1.28 (m, 21H), and 0.91 (t, $J = 6.8$, 3H).

Example 19

[0436] (*Z*)-(2-(Heptadec-8-en-1-yl)-1,3-dioxolan-4-yl)methyl dimethyl phosphate
(Compound 119)

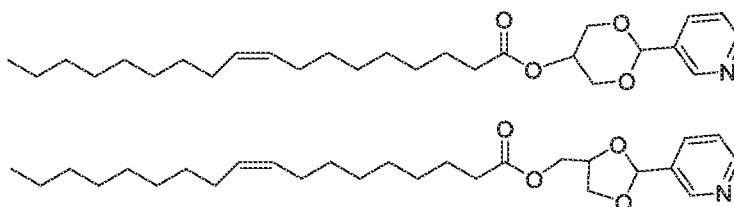


[0437] Compound 119 was prepared as a mixture of stereoisomers from Compound 118 and dimethyl chlorophosphate. ^1H NMR (400MHz, CDCl_3) 5.34-5.27 (m,

3H), 1.98-1.90 (m, 3H), 1.62-1.53 (m, 3H), 1.28-1.17 (m, 22H), and 0.81 (t, $J = 6.0$, 3H).

Example 20

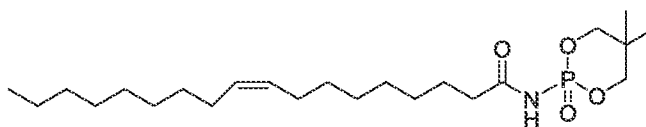
[0438] 2-(Pyridin-3-yl)-1,3-dioxan-5-yl oleate (Compound 120) and (2-(pyridin-3-yl)-1,3-dioxolan-4-yl)methyl oleate (Compound 121)



[0439] Compounds 120 and 121 were prepared as a mixture of stereoisomers from oleic acid, nicotinaldehyde, and glycerol. Briefly, nicotinaldehyde was condensed with glycerol in the presence of an acid catalyst to afford a mixture of 5-member-ring and 6-member-ring acetals that were treated with oleic chloride to form the corresponding ester Compounds 120 and 121. $[M+H]^+$ calcd for $C_{27}H_{43}NO_4$: 446.32; found: 446.4. 1H NMR (400MHz, $CDCl_3$) 8.66-8.54 (m, 2H), 7.94 (t, $J = 10$, 1H), 7.46 (bs, 1H), 5.99 (s, 0.5H), 5.87 (s, 0.5H), 5.33 (bs, 2H), 4.55-3.81 (m, 5H), 2.40-2.25 (m, 2H), 2.02 (bs, 4H), 1.70-1.55 (m, 2H), 1.28-1.17 (m, 20H), and 0.88 (t, $J = 6.0$, 3H).

Example 21

[0440] *N*-(5,5-Dimethyl-2-oxido-1,3,2-dioxaphosphinan-2-yl)oleamide (Compound 122)

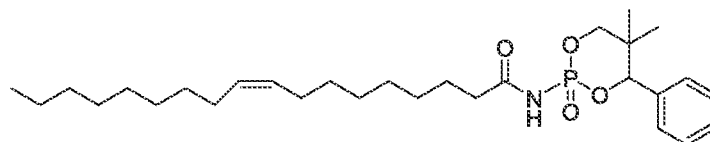


[0441] Compound 122 was prepared from oleic acid, 2,2-dimethylpropane-1,3-diol, and phosphorus oxychloride. Briefly, 2,2-dimethylpropane-1,3-diol was treated with phosphorus oxychloride to form the corresponding cyclic chlorophosphate that was then reacted with oleic amide to provide Compound 122. $[M+H]^+$ calcd for $C_{23}H_{44}NO_4P$: 430.30; found: 430.6. 1H NMR (400MHz, CD_3OD) 5.35 (bs, 2H), 4.40 (d, $J = 10$, 2H), 4.01 (dd, $J =$

7.2, 3H).

Example 22

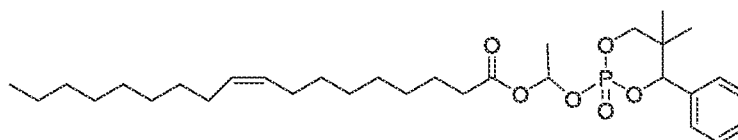
[0442] *N*-(5,5-Dimethyl-2-oxido-4-phenyl-1,3,2-dioxaphosphinan-2-yl)oleamide
(Compound 123)



[0443] Compound 123 was prepared as a mixture of stereoisomers from oleic acid, 2,2-dimethyl-1-phenylpropane-1,3-diol, and phosphorus oxychloride in a reaction sequence same as that of Compound 122. $[M+H]^+$ calcd for $C_{29}H_{48}NO_4P$: 506.33; found: 506.4. 1H NMR (400MHz, $CDCl_3$) 8.52 (d, $J = 10.4$, 1H), 7.35-7.30 (m, 5H), 5.82 (s, 1H), 5.28 (bs, 2H), 4.84 (d, $J = 10$, 1H), 3.92 (dd, $J = 23$ and 10 , 1H), 2.32-2.26 (m, 2H), 1.96-1.89 (m, 4H), 1.60-1.53 (m, 2H), 1.30-1.15 (m, 20H), 1.04 (s, 3H), 0.82 (t, $J = 6.8$, 3H), and 0.76 (s, 3H).

Example 23

[0444] 1-((5,5-Dimethyl-2-oxido-4-phenyl-1,3,2-dioxaphosphinan-2-yl)oxy)ethyl oleate (Compound 124)



[0445] Compound 124 was prepared as a mixture of stereoisomers from oleic acid, 2,2-dimethyl-1-phenylpropane-1,3-diol, and phosphorus oxychloride. Briefly, oleic acid was converted to the acid chloride with treatment of oxalyl chloride in dichloromethane and then the oleic chloride was treated with paraldehyde and zinc chloride in acetonitrile at 60-65 °C to give 1-chloroethyl oleate. The oleate was then reacted with 2-chloro-5,5-dimethyl-4-phenyl-1,3,2-dioxaphosphinane 2-oxide prepared from 2,2-dimethyl-1-phenylpropane-1,3-diol, and phosphorus oxychloride to afford Compound 124 as the final product after

(400MHz, CDCl₃) 7.32-7.17 (m, 5H), 6.67-6.61 (m, 1H), 5.37 (s, 1H), 5.28 (bs, 2H), 4.39 (d, $J = 10.8$, 1H), 3.89 (ddd, $J = 24$, 11.8, and 3.6, 1H), 2.32-2.26 (m, 2H), 1.96-1.89 (m, 3H), 1.60-1.50 (m, 5H), 1.26-1.12 (m, 21H), 0.95 (d, $J = 8.8$, 3H), 0.81 (t, $J = 6.8$, 3H), and 0.73 (s, 3H).

Biological examples

[0446] Examples of use of the method include the following. It will be understood that the following are examples and that the embodiments are not limited to these examples.

Example A: *In Vitro* Activation of Prodrug Analogues by Rat Liver Microsomes. Quantification by LC-MS/MS

[0447] Prodrug compounds are tested for activation to the active drug in reactions catalyzed by the microsomal fraction of rat liver.

Methods:

[0448] Prodrug compounds are tested for activation by liver microsomes isolated from rats induced with dexamethasone to enhance CYP3A4 activity. Reactions are conducted in 0.1 M KH₂PO₄, pH 7.4, in the presence of 2 mM NADPH and liver microsomes (1 mg/mL). Reaction mixtures are incubated for 5 min. in an Eppendorf Thermomixer 5436 (37 °C, speed 6). Reactions are terminated by the addition of 1.5 volumes of methanol. The resulting extracts are clarified by centrifugation at 14,000 rpm in an Eppendorf microfuge (20 min.). The supernatants (200 μL) are evaporated under vacuum and heat to dryness. The dried residue is reconstituted with 200 μL of water and the mixture is centrifuged for 10 min at 14,000 rpm. A mixture of 35 μL aliquot of supernatant and 35 μL of mobile phase A is analyzed by LC-MS/MS. The active compound is detected by using MS/MS mode and quantified based on comparison to a standard active compound.

Example B: Active compound Accumulation in Hepatocytes Following Incubation with Prodrug compounds

compounds in freshly isolated rat hepatocytes.

Methods:

[0450] Hepatocytes are prepared from fed Sprague-Dawley rats (250-300g) according to the procedure of Berry and Friend (Berry, M.N. Friend, D.S., J. Cell Biol. 43:506-520 (1969)) as modified by Groen (Groen, A.K. et al., Eur. J. Biochem 122:87-93 (1982)). Hepatocytes (20 mg/mL wet weight, >85% trypan blue viability) are incubated at 37 °C in 2 mL of Krebs-bicarbonate buffer containing 20 mM glucose, and 1 mg/mL BSA for 2 h in the presence of 1-250 µM a prodrug compound (from 25 mM stock solutions in DMSO). Following the incubation, 1600 µL aliquot of the cell suspension is centrifuged and 300 µL of acetonitrile is added to the pellet, vortexed and sonicated until the pellet broke down. Then 200 µL of water is added to make a 60% acetonitrile solution. After 10 min centrifugation at 14,000 rpm, the resulting supernatant is transferred to a new vial and evaporated to near dryness in a Savant SpeedVac Plus at room temperature. The dried residue is reconstituted with 200 µL of water and the mixture was centrifuged for 10 min at 14,000 rpm. A mixture of 35 µL aliquot of supernatant and 35 µL of mobile phase A (20 mM N-N-dimethylhexylamine and 10 mM propionic acid in 20% methanol) is analyzed by LC-MS/MS. The active compound is detected by using MS/MS mode (M-/78.8) and quantified based on comparison to a standard active compound.

Example C: Tissue Distribution Following Oral Administration of active compounds and their Prodrugs

[0451] The liver specificity of prodrugs is compared relative to their parent active compound in liver and other organs that could be targets of toxicity.

Methods:

[0452] Nucleoside analogues and their prodrugs are administered at 5-20 mg/kg to fasted rats by oral gavage. Plasma and portal vein concentrations of the active and prodrug are determined by HPLC-UV, and the liver, skeletal muscle, cardiac, kidney, small intestine, and other organ concentrations are measured by LC-MS using the standard chromatography method. The results demonstrate the liver targeting of the prodrug compounds and provide

by the liver targeting provided by the prodrug.

[0453] All numbers expressing quantities of ingredients, reaction conditions, and so forth used in the specification are to be understood as being modified in all instances by the term “about.” Accordingly, unless indicated to the contrary, the numerical parameters set forth herein are approximations that may vary depending upon the desired properties sought to be obtained. At the very least, and not as an attempt to limit the application of the doctrine of equivalents to the scope of any claims in any application claiming priority to the present application, each numerical parameter should be construed in light of the number of significant digits and ordinary rounding approaches.

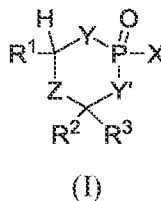
[0454] Language of degree used herein, such as the terms “approximately,” “about,” “generally,” and “substantially” as used herein represent a value, amount, or characteristic close to the stated value, amount, or characteristic that still performs a desired function or achieves a desired result. For example, the terms “approximately,” “about,” “generally,” and “substantially” may refer to an amount that is within less than 10% of, within less than 5% of, within less than 1% of, within less than 0.1% of, and within less than 0.01% of the stated amount. As another example, in certain embodiments, the terms “generally parallel” and “substantially parallel” refer to a value, amount, or characteristic that departs from exactly parallel by less than or equal to 15°, 10°, 5°, 3°, 1°, 0.1°, or otherwise. Similarly, in certain embodiments, the terms “generally perpendicular” and “substantially perpendicular” refer to a value, amount, or characteristic that departs from exactly perpendicular by less than or equal to 15°, 10°, 5°, 3°, 1°, 0.1°, or otherwise.

[0455] The above description discloses several methods and materials. This invention is susceptible to modifications in the methods and materials, as well as alterations in the fabrication methods and equipment. Such modifications will become apparent to those skilled in the art from a consideration of this disclosure or practice of the invention disclosed herein. Consequently, it is not intended that this invention be limited to the specific embodiments disclosed herein, but that it cover all modifications and alternatives coming within the true scope and spirit of the invention.

unpublished applications, patents, and literature references, are incorporated herein by reference in their entirety and are hereby made a part of this specification. To the extent publications and patents or patent applications incorporated by reference contradict the disclosure contained in the specification, the specification is intended to supersede and/or take precedence over any such contradictory material.

WHAT IS CLAIMED IS:

1. A compound of Formula I:



wherein:

R^1 and R^2 are each independently selected from the group consisting of H, M, an optionally substituted C_1 - C_6 alkyl, an optionally substituted C_1 - C_6 heteroalkyl, an optionally substituted C_1 - C_6 alkyloxy, an optionally substituted C_1 - C_6 acyloxy, an optionally substituted aryl, and an optionally substituted heteroaryl;

R^3 is selected from the group consisting of H and an optionally substituted C_1 - C_6 alkyl; or R^3 optionally forms an optionally substituted ring with R^2 ; or R^3 together with R^2 form a methylene or its derivative; or R^3 together with R^2 form an oxo ($=O$) or its derivative; or R^3 optionally forms a bond with Z or Y' when Z or Y' is N;

M is a biological agent, or part of a biological agent or a prodrug of a biological agent;

X is selected from the group consisting of Cl, OR^4 , NR^4R^5 , an optionally substituted C_1 - C_6 alkyl, and M;

Y and Y' are each independently O or NR^4 ; or Y' is CH_2 or null;

Z is selected from the group consisting of O, NR^5 , CR^8R^6 , $C=O$, $C=NR^7$, and null; or Z is a 2-5 atom spacer selected from an optionally substituted C_1 - C_6 alkyl, an optionally substituted C_1 - C_6 alkyloxy, an optionally substituted C_1 - C_6 heteroalkyl, an optionally substituted aryl, and an optionally substituted heteroaryl;

R^4 is selected from the group of H, an optionally substituted C_1 - C_6 alkyl, and an optionally substituted C_1 - C_6 heteroalkyl;

R^5 is selected from the group consisting of H, M, an optionally substituted C_1 - C_6 alkyl, an optionally substituted C_1 - C_6 heteroalkyl, and an optionally substituted C_1 - C_6 acyl;

R^6 is selected from the group consisting of F, Cl, an optionally substituted C_1 - C_6 alkyl, and an optionally substituted C_1 - C_6 heteroalkyl; or R^6 is H provided that R^1 or R^2 or R^8 is connected to a cyclic core carbon atom through an oxygen-carbon (O-C) bond;

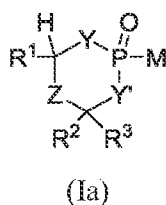
R^7 is selected from the group consisting of H, an optionally substituted C_1 - C_6 alkyl, and an optionally substituted C_1 - C_6 heteroalkyl;

R^8 is selected from the group consisting of F, Cl, M, an optionally substituted C_1 - C_6 alkyl, and an optionally substituted C_1 - C_6 heteroalkyl; or R^8 is H provided that R^1 or R^2 is connected to a cyclic core carbon atom through an oxygen-carbon (O-C) bond;

provided that at least one of R^1 , R^2 , R^5 , R^8 , and X is M;

or a stereoisomer or a pharmaceutically acceptable salt thereof.

2. A compound of Formula Ia:



wherein:

R^1 is selected from the group consisting of H, an optionally substituted C_1 - C_6 alkyl, an optionally substituted aryl, and an optionally substituted heteroaryl;

R^2 and R^3 are each independently selected from the group consisting of H and an optionally substituted C_1 - C_6 alkyl; or R^2 and R^3 optionally form an optionally substituted ring; or R^2 and R^3 optionally form a methylene or its derivative; or R^2 and R^3 optionally form an oxo or its derivative;

M is a biological agent, part of a biological agent or a prodrug of a biological agent;

Y and Y' are each independently O or NR^4 ; or Y' is CH_2 ;

Z is selected from the group consisting of O, NR^5 , CR^8R^6 , $C=O$, $C=NR^7$, and null; or Z is a 2-5 atom spacer selected from an optionally substituted C_1 - C_6 alkyl, an

optionally substituted C₁-C₆ alkyloxy, an optionally substituted C₁-C₆ heteroalkyl, an optionally substituted aryl, and an optionally substituted heteroaryl;

R⁴ is selected from the group consisting of H, an optionally substituted C₁-C₆ alkyl, and an optionally substituted C₁-C₆ heteroalkyl;

R⁵ is selected from the group consisting of H, an optionally substituted C₁-C₆ alkyl, an optionally substituted C₁-C₆ heteroalkyl, and an optionally substituted C₁-C₆ acyl;

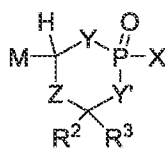
R⁶ is selected from the group consisting of F, Cl, an optionally substituted C₁-C₆ alkyl, and an optionally substituted C₁-C₆ heteroalkyl; or R⁶ is H provided that R¹ or R² or R⁸ is connected with the cyclic core carbon atom through an oxygen-carbon (O-C) bond;

R⁷ is selected from the group consisting of H, an optionally substituted C₁-C₆ alkyl, and an optionally substituted C₁-C₆ heteroalkyl;

R⁸ is selected from the group consisting of F, Cl, M, an optionally substituted C₁-C₆ alkyl, and an optionally substituted C₁-C₆ heteroalkyl; or R⁸ is H provided that R¹ or R² is connected to a cyclic core carbon atom through an oxygen-carbon (O-C) bond;

or a stereoisomer or a pharmaceutically acceptable salt thereof.

3. A compound of Formula Ib:



(Ib)

wherein:

R² and R³ are independently selected from the group consisting of H and an optionally substituted C₁-C₆ alkyl; or R² and R³ optionally form an optionally substituted ring; or R² and R³ optionally form a methylene or its derivative; or R² and R³ optionally form an oxo (=O) or its derivative;

M is a biological agent, part of a biological agent or a prodrug of a biological agent;

X is selected from the group consisting of Cl, an optionally substituted C₁-C₆ alkyl, NR⁴R⁵, and OR⁴;

Y and Y' are each independently O or NR⁴; or Y' is CH₂ or null;

Z is selected from the group consisting of O, NR⁵, C(R⁶)₂, C=O, C=NR⁷, and null; or Z is a 2-5 atom spacer selected from an optionally substituted C₁-C₆ alkyl, an optionally substituted C₁-C₆ alkyloxy, an optionally substituted C₁-C₆ heteroalkyl, an optionally substituted aryl, and an optionally substituted heteroaryl;

R⁴ is selected from the group consisting of H, an optionally substituted C₁-C₆ alkyl, and an optionally substituted C₁-C₆ heteroalkyl;

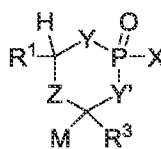
R⁵ is selected from the group consisting of H, an optionally substituted C₁-C₆ alkyl, an optionally substituted C₁-C₆ heteroalkyl, and an optionally substituted C₁-C₆ acyl;

R⁶ is selected from the group consisting of F, Cl, an optionally substituted C₁-C₆ alkyl, and an optionally substituted C₁-C₆ heteroalkyl; or R⁶ is H provided that M or R² is connected with the cyclic core carbon atom through an oxygen-carbon (O-C) bond;

R⁷ is selected from the group consisting of H, an optionally substituted C₁-C₆ alkyl, and an optionally substituted C₁-C₆ heteroalkyl;

or a stereoisomer or a pharmaceutically acceptable salt thereof.

4. A compound of Formula Ic:



(Ic)

wherein:

R¹ is selected from the group consisting of H, an optionally substituted C₁-C₆ alkyl, an optionally substituted C₁-C₆ heteroalkyl, an optionally substituted aryl, and an optionally substituted heteroaryl;

R^3 is selected from the group consisting of H and an optionally substituted C_1 - C_6 alkyl; or R^3 together with M form a methylene derivative; or R^3 optionally forms a bond with Z or Y' when Z or Y' is N;

M is a biological agent, part of a biological agent or a prodrug of a biological agent;

X is selected from the group consisting of Cl, OR^4 , NR^4R^5 , and an optionally substituted C_1 - C_6 alkyl;

Y and Y' are each independently O or NR^4 ;

Z is selected from the group consisting of O, NR^5 , $C(R^6)_2$, $C=O$, $C=NR^7$, and null; or Z is a 2-5 atom spacer selected from an optionally substituted C_1 - C_6 alkyl, an optionally substituted C_1 - C_6 alkyloxy, an optionally substituted C_1 - C_6 heteroalkyl, an optionally substituted aryl, and an optionally substituted heteroaryl;

R^4 is selected from the group consisting of H, an optionally substituted C_1 - C_6 alkyl, and an optionally substituted C_1 - C_6 heteroalkyl;

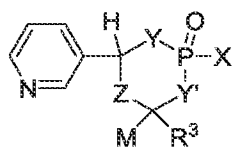
R^5 is selected from the group consisting of H, an optionally substituted C_1 - C_6 alkyl, an optionally substituted C_1 - C_6 heteroalkyl, and an optionally substituted C_1 - C_6 acyl;

R^6 is selected from the group consisting of F, Cl, an optionally substituted C_1 - C_6 alkyl, and an optionally substituted C_1 - C_6 heteroalkyl; or R^6 is H provided that R^1 or M is connected with the cyclic core carbon atom through an oxygen-carbon (O-C) bond;

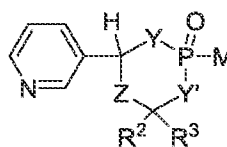
R^7 is selected from the group consisting of H, an optionally substituted C_1 - C_6 alkyl, and an optionally substituted C_1 - C_6 heteroalkyl;

or a stereoisomer or a pharmaceutically acceptable salt thereof.

5. A compound of Formula Id or Ie:



(Id)



(Ie)

wherein:

R^2 and R^3 are independently selected from the group consisting of H and an optionally substituted C_1 - C_6 alkyl; or R^3 together with M or R^2 form a methylene derivative; or R^3 together with M or R^2 form an optionally substituted ring; or R^3 together with R^2 form an oxo (=O) or its derivative; or R^3 optionally forms a bond with Z or Y' when Z or Y' is N;

M is a biological agent, part of a biological agent or a prodrug of a biological agent;

X is selected from the group consisting of Cl, OR^4 , and an optionally substituted C_2 - C_6 alkyl;

Y and Y' are each independently O or N; or Y' is CH_2 ;

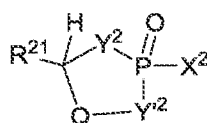
Z is selected from the group consisting of O and NR^5 ;

R^4 is selected from the group consisting of H, an optionally substituted C_1 - C_6 alkyl, and an optionally substituted C_1 - C_6 heteroalkyl;

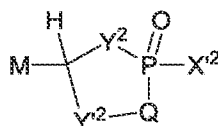
R^5 is selected from the group consisting of H, an optionally substituted C_1 - C_6 alkyl, an optionally substituted C_1 - C_6 heteroalkyl, and an optionally substituted C_1 - C_6 acyl;

or a stereoisomer or a pharmaceutically acceptable salt thereof.

6. A compound of Formula IIa or IIb:



(IIa)



(IIb)

wherein:

R^{21} is selected from the group consisting of H, M, an optionally substituted C_1 - C_6 alkyl, an optionally substituted C_1 - C_6 heteroalkyl, an optionally substituted C_1 - C_6 alkyloxy, an optionally substituted C_1 - C_6 acyloxy, an optionally substituted aryl, and an optionally substituted heteroaryl;

M is a biological agent, or part of a biological agent or a prodrug of a biological agent;

Q is an optionally substituted aryl or an optionally substituted heteroaryl;

X^2 is selected from the group consisting of Cl, OR^{24} , $N(R^{24})_2$, an optionally substituted C_2-C_6 alkyl, and M;

X'^2 is selected from the group consisting of Cl, $N(R^{24})_2$, and OR^{24} ;

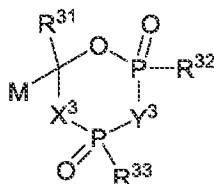
Y^2 and Y'^2 are each independently O or NR^{24} ;

R^{24} is selected from the group of H, an optionally substituted C_1-C_6 alkyl, and an optionally substituted C_1-C_6 heteroalkyl;

provided that at least one of R^{21} and X^2 is M;

or a stereoisomer or a pharmaceutically acceptable salt thereof.

7. A compound of Formula III:



(III)

wherein:

R^{31} is H; or R^{31} optionally forms a bond with M or X^3 when X^3 is N;

R^{32} and R^{33} are each independently selected from the group consisting of Cl, OH, NH_2 , an optionally substituted C_1-C_6 alkyl, an optionally substituted C_1-C_6 alkyloxy, and an optionally substituted C_1-C_6 alkylamino;

M is a biological agent or part of a biological agent or a prodrug of a biological agent;

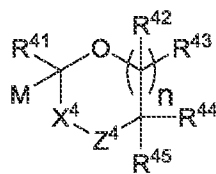
X^3 is O or NR^{34} ;

Y^3 is selected from the group consisting of O, NR^{34} , and an optionally substituted C_1-C_6 alkyl;

R^{34} is selected from the group consisting of H, an optionally substituted C_1-C_6 alkyl, and an optionally substituted C_1-C_6 heteroalkyl;

or a stereoisomer or a pharmaceutically acceptable salt thereof.

8. A compound of Formula IV:



(IV)

wherein:

R^{41} is H; or R^{41} optionally forms a bond with M or X^4 when X^4 is N;

Z^4 is selected from the group consisting of $CR^{46}R^{47}$, $C(O)$, $C(O)O$, $C(O)NR^{48}$, SO_2 , an optionally substituted aryl, and an optionally substituted heteroaryl;

R^{42} , R^{43} , R^{44} , R^{45} , R^{46} , and R^{47} are each independently selected from the group consisting of H, OH, amino, an optionally substituted C_1 - C_6 alkyl, an optionally substituted C_1 - C_6 alkyloxy, an optionally substituted C_1 - C_6 acyloxy, an optionally substituted C_1 - C_6 heteroalkyl, an optionally substituted phosphate, an optionally substituted phosphonate, an optionally substituted aryl, and an optionally substituted heterocycle; or R^{44} and R^{45} are independently or together optionally linked with R^{42} , R^{43} , R^{46} , or R^{47} to form an optionally substituted ring; or R^{44} is optionally M; or R^{44} and R^{45} are together optionally to form an oxo ($=O$) or its derivative;

M is a biological agent or part of a biological agent or a prodrug of a biological agent;

X^4 is selected from the group consisting of O, NR^{48} , $NC(O)R^{48}$, $NS(O)_2R^{49}$, and $NP(O)(R^{50})_2$;

R^{48} is selected from the group consisting of H, an optionally substituted C_1 - C_6 alkyl, and an optionally substituted C_1 - C_6 heteroalkyl;

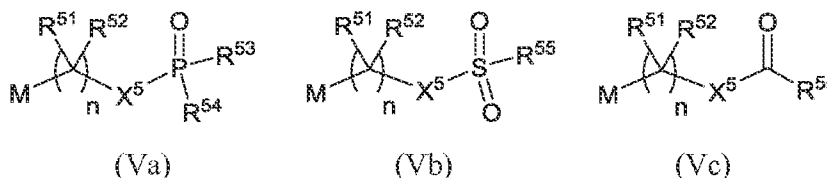
R^{49} is selected from the group consisting of NH_2 , an optionally substituted C_1 - C_6 alkyl, an optionally substituted aryl, and an optionally substituted heteroaryl;

R^{50} is selected from the group consisting of OH, NH_2 , an optionally substituted C_1 - C_6 alkyl, an optionally substituted C_1 - C_6 alkyloxy, and an optionally substituted C_1 - C_6 alkylamino;

n is 0, 1, 2, or 3;

or a stereoisomer or a pharmaceutically acceptable salt thereof.

9. A compound of Formula Va, Vb, or Vc:



wherein:

R⁵¹ and R⁵² are each independently selected from the group consisting of H, an optionally substituted C₁-C₆ alkyl, an optionally substituted C₁-C₆ heteroalkyl, an optionally substituted C₁-C₆ alkyloxy, an optionally substituted C₁-C₆ acyloxy, an optionally substituted C₁-C₆ acylamino, an optionally substituted phosphate, an optionally substituted phosphonate, an optionally substituted phosphoramidate, an optionally substituted C₁-C₆ aryl, and an optionally substituted heteroaryl; or R⁵¹ and R⁵² are together optionally to form an oxo (=O) or its derivative;

R⁵³ and R⁵⁴ are each independently selected from the group consisting of Cl, OH, NH₂, an optionally substituted C₁-C₆ alkyl, an optionally substituted C₁-C₆ alkyloxy, an optionally substituted C₁-C₆ alkylamino, an optionally substituted C₁-C₆ acylamino, an optionally substituted aryloxy, an optionally substituted phosphate, an optionally substituted phosphonate, and an optionally substituted heteroaryloxy; or R⁵³ is optionally linked with R⁵¹, R⁵⁴, or R⁵⁶ to form an optionally substituted 5-, 6-, or 7-membered heterocycle;

R⁵⁵ is selected from the group consisting of OH, NH₂, an optionally substituted C₁-C₆ alkyl, an optionally substituted C₁-C₆ alkyloxy, an optionally substituted C₁-C₆ alkylamino, an optionally substituted aryl, and an optionally substituted heteroaryl; or R⁵⁵ is optionally linked to R⁵¹ or R⁵⁶ to form an optionally substituted ring;

R⁵⁶ is selected from the group consisting of H, a C₁-C₆ alkyl, and a C₁-C₆ heteroalkyl;

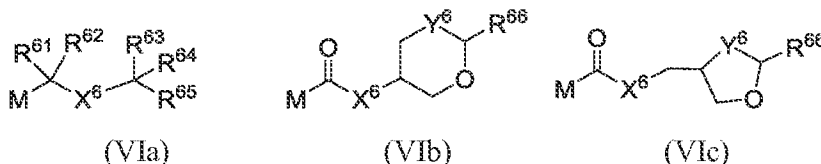
M is a biological agent or part of a biological agent or a prodrug of a biological agent;

X⁵ is O or NR⁵⁶;

n is 0, 1, 2, or 3;

or a stereoisomer or a pharmaceutically acceptable salt thereof.

10. A compound of Formula VIa, VIb or VIc:



wherein:

R^{61} and R^{62} are each independently selected from the group consisting of H, an optionally substituted C_1 - C_6 alkyloxy, an optionally substituted C_1 - C_6 alkylamino, an optionally substituted C_1 - C_6 acyloxy, $-OCH_2P(O)(R^{69})_2$, and an optionally substituted C_1 - C_6 acylamino; or R^{61} and R^{62} together optionally form an oxo ($=O$) or its derivative;

R^{63} , R^{64} , and R^{65} are each independently selected from the group consisting of H, CO_2R^{67} , $C(O)N(R^{67})_2$, $P(O)(R^{69})_2$, an optionally substituted C_1 - C_6 alkyl, an optionally substituted C_1 - C_6 alkyloxy, an optionally substituted C_1 - C_6 acyloxy, and an optionally substituted C_1 - C_6 heteroalkyl; or two of R^{63} , R^{64} , and R^{65} are optionally linked to form an optionally substituted ring; or R^{63} is optionally linked with R^{68} to form an optionally substituted ring; with the proviso that $CR^{63}R^{64}R^{65}$ is not a straight chain C_1 - C_4 alkyl when R^{61} and R^{62} form an oxo ($=O$);

R^{66} is selected from the group consisting of H, an optionally substituted C_1 - C_6 alkyl, an optionally substituted C_1 - C_6 alkyloxy, an optionally substituted C_1 - C_6 heteroalkyl, an optionally substituted aryl, and an optionally substituted heteroaryl;

R^{67} and R^{68} are each independently selected from the group consisting of H, an optionally substituted C_1 - C_6 alkyl, and an optionally substituted C_1 - C_6 heteroalkyl;

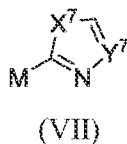
R^{69} is selected from the group consisting of OH, an optionally substituted C_1 - C_6 alkyl, an optionally substituted C_1 - C_6 alkyloxy, and an optionally substituted C_1 - C_6 alkylamino;

M is a biological agent or part of a biological agent or a prodrug of a biological agent;

X^6 is O or NR^{68} ;

Y^6 is selected from the group consisting of null, O, NR^{68} , and $C(R^{68})_2$;
or a stereoisomer or a pharmaceutically acceptable salt thereof.

11. A compound of Formula VII:



wherein:

R^{71} is selected from the group consisting of H, OH, an optionally substituted C_1 - C_6 alkyl, an optionally substituted C_1 - C_6 heteroalkyl, an optionally substituted C_1 - C_6 alkyloxy, an optionally substituted phosphate, and an optionally substituted phosphonate;

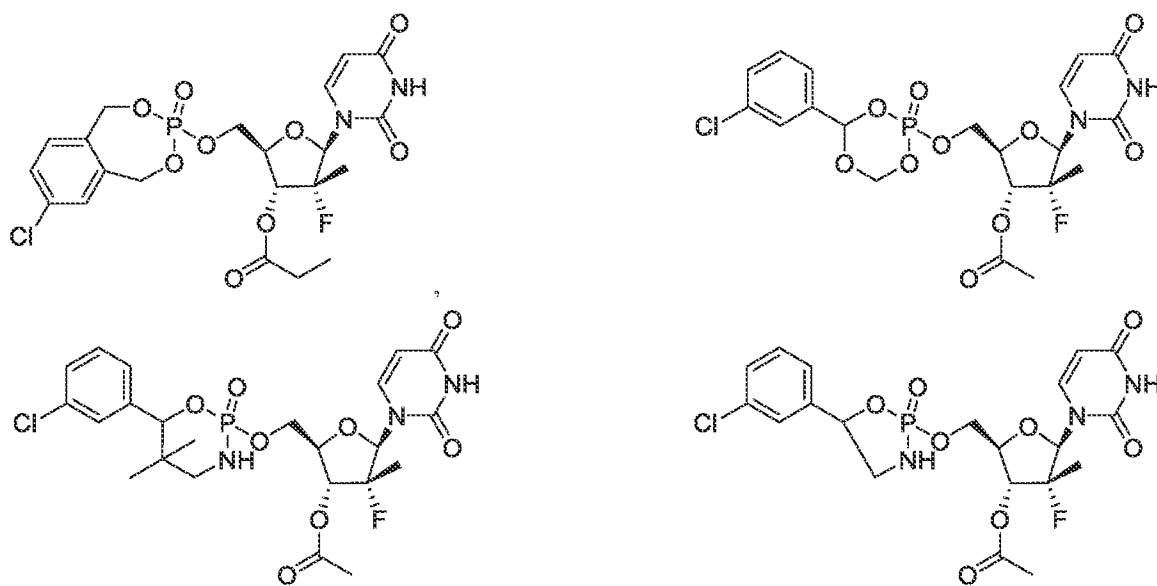
X^7 is O or S;

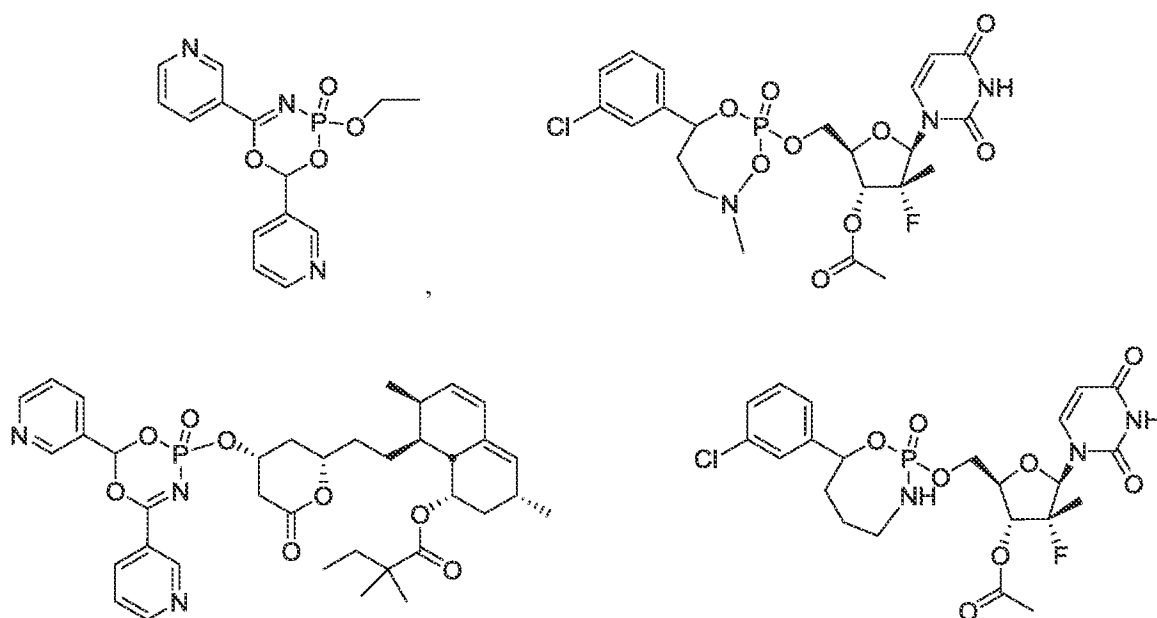
Y^7 is N or CR^{71} ;

M is a biological agent or part of a biological agent or a prodrug of a biological agent;

or a stereoisomer or a pharmaceutically acceptable salt thereof.

12. The compound of Claim 1, wherein the compound is selected from the group consisting of:





and a stereoisomer or a pharmaceutically acceptable salt thereof.

13. The compound of any of Claims 1, 2, 3, 4, 5, 6, 7, 8, 9, 10 or 11, wherein M is a nucleoside antiviral or anticancer agent.

14. The compound of any of Claims 1, 2, 3, 4, 5, 6, 7, 8, 9, 10 or 11, wherein M is a lipid modulator.

15. The compound of any of Claims 1, 2, 3, 4, 5, 6, 7, 8, 9, 10 or 11, wherein M is selected from the group consisting of HMG-CoA reductase inhibitor, a selective thyroid hormone receptor modulator, a peroxisome proliferator-activated receptor modulator, a fibrate, a nicotinic acid, a bile acid, and an omega-3 fatty acid.

16. The compound of any of Claims 1, 2, 3, 4, 5, 6, 7, 8, 9, 10 or 11, wherein M is a glucose modulator.

17. The compound of any of Claims 1, 2, 3, 4, 5, 6, 7, 8, 9, 10 or 11, wherein M is selected from the group consisting of a peroxisome proliferator-activated receptor modulator, a glucose biosynthesis inhibitor, and a dipeptidyl peptidase 4 inhibitor.

18. The compound of any of Claims 1, 2, 3, 4, 5, 6, 7, 8, 9, 10 or 11, wherein M is a nuclear hormone receptor modulator.

19. A pharmaceutical composition comprising the compound of any one of Claims 1-18 and a pharmaceutically acceptable excipient.

20. A method of treating a disease, disorder or condition comprising administering an effective amount of the compound of any one of Claims 1-18 to a subject in need thereof.

21. The method of Claim 20, wherein the disease, disorder or condition is a disease, disorder or condition of the liver.

22. The method of Claim 20, wherein the disease, disorder or condition is a metabolic, cardiovascular or hormonal disease in which the liver is involved in the production and/or the homeostasis control of the biochemical end products of the disease, disorder or condition.

23. The method of Claim 20, wherein the disease, disorder or condition is selected from the group consisting of hepatitis, liver cancer, liver fibrosis, fatty liver, malaria, viral infection, parasitic infection, diabetes, hyperlipidemia, atherosclerosis, obesity, dyslipidemia, hyperglycemia and a hormonal condition.

24. A method of treating a liver disease comprising administering an effective amount of a compound of any one of Claims 1-11 to a subject in need thereof,

wherein M is a nucleoside antiviral or anticancer agent.

25. A method of treating dyslipidemia comprising administering to a subject in need thereof an effective amount of the compound of any one of Claims 1-11,

wherein M is a lipid modulator.

26. The method of Claim 24, wherein M is selected from the group consisting of HMG-CoA reductase inhibitor, a selective thyroid hormone receptor modulator, peroxisome proliferator-activated receptor modulator, a fibrate, nicotinic acid, a bile acid, and an omega-3 fatty acid.

27. A method of treating hyperglycemia comprising administering to a subject in need thereof, an effective amount of the compound of any one of Claims 1-11,

wherein M is a glucose modulator.

28. The method of Claim 27, wherein M is selected from the group consisting of a peroxisome proliferator-activated receptor modulator, a glucose biosynthesis inhibitor, and a dipeptidyl peptidase 4 inhibitor.

29. A method of treating a hormonal condition comprising administering to a subject in need thereof, an effective amount of a compound of any one of Claims 1-11,

wherein M is a nuclear hormone receptor modulator.

30. The method of any one of Claims 20-29, further comprising administering an effective amount of at least one additional therapeutic agent to the subject in need thereof.

31. A method of delivering a diagnostic imaging agent to the liver of a subject in need thereof, comprising administering to the subject an effective amount of a compound of any one of Claims 1-18.

32. The method of any one of Claims 20-29, wherein the subject is a mammal.

33. The method of any one of Claims 20-29, wherein the subject is human.

34. A method of inhibiting viral replication in a cell comprising contacting the cell with any one of the compounds of Claims 1-18.

35. A method of intervening in a molecular pathway or modulating a target in a cell comprising contacting the cell with any one of the compounds of Claims 1-18.

36. The method of Claims 34 or 35, wherein the cell is *in vivo*.

37. The method of Claims 34 or 35, wherein the cell is *ex vivo*.

38. The method of Claims 34 or 35, wherein the cell is a hepatocyte.

39. The method of Claims 34 or 35, wherein the cell is mammalian.

40. The method of Claims 34 or 35, wherein the cell is human.

INTERNATIONAL SEARCH REPORT

International application No.

PCT/US2015/015496

A. CLASSIFICATION OF SUBJECT MATTER

IPC(8) - C07F 9/6571 (2015.01)

CPC - C07F 9/6571 (2015.05)

According to International Patent Classification (IPC) or to both national classification and IPC

B. FIELDS SEARCHED

Minimum documentation searched (classification system followed by classification symbols)

IPC(8) - C07F 9/6571; C07H 19/11 (2015.01)

CPC - C07F 9/6571, 9/657154; C07H 19/11 (2015.05) (keyword delimited)

Documentation searched other than minimum documentation to the extent that such documents are included in the fields searched
USPC - 558/73, 82 (keyword delimited)

Electronic data base consulted during the international search (name of data base and, where practicable, search terms used)

Orbit, STN, Google Patents, PubChem, Google Scholar.

Search terms used: +phosphonate+, +trioxaphosphin+, +phosphorochlorid+, liver, hepatic

C. DOCUMENTS CONSIDERED TO BE RELEVANT

| Category* | Citation of document, with indication, where appropriate, of the relevant passages | Relevant to claim No. |
|-----------|--|-----------------------|
| A | US 2013/0310395 A1 (NOVARTIS AG) 21 November 2013 (21.11.2013) entire document | 1, 24-29 |
| A | US 2007/0179114 A1 (ERION et al) 02 August 2007 (02.08.2007) entire document | 1, 24-29 |
| A | US 3,018,302 A (ARNOLD et al) 23 January 1962 (23.01.1962) entire document | 1, 24-29 |
| A | US 2011/0098251 A1 (EBETINO et al) 28 April 2011 (28.04.2011) entire document | 1, 24-29 |
| A | US 2008/0009533 A1 (TINO et al) 10 January 2008 (10.01.2008) entire document | 1, 24-29 |
| A | US 6,312,662 B1 (ERION et al) 06 November 2001 (06.11.2001) entire document | 1, 24-29 |
| A | US 4,839,466 A (SALTIEL) 13 June 1989 (13.06.1989) entire document | 1, 24-29 |

Further documents are listed in the continuation of Box C.

* Special categories of cited documents:

"A" document defining the general state of the art which is not considered to be of particular relevance

"E" earlier application or patent but published on or after the international filing date

"L" document which may throw doubts on priority claim(s) or which is cited to establish the publication date of another citation or other special reason (as specified)

"O" document referring to an oral disclosure, use, exhibition or other means

"P" document published prior to the international filing date but later than the priority date claimed

"T" later document published after the international filing date or priority date and not in conflict with the application but cited to understand the principle or theory underlying the invention

"X" document of particular relevance: the claimed invention cannot be considered novel or cannot be considered to involve an inventive step when the document is taken alone

"Y" document of particular relevance: the claimed invention cannot be considered to involve an inventive step when the document is combined with one or more other such documents, such combination being obvious to a person skilled in the art

"&" document member of the same patent family

Date of the actual completion of the international search

23 June 2015

Date of mailing of the international search report

09 JUL 2015

Name and mailing address of the ISA/US

Mail Stop PCT, Attn: ISA/US, Commissioner for Patents
P.O. Box 1450, Alexandria, Virginia 22313-1450

Facsimile No. 571-273-3201

Authorized officer:

Blaine R. Copenheaver

PCT Helpdesk: 571-272-4300
PCT OSP: 571-272-7774

INTERNATIONAL SEARCH REPORT

International application No.

PCT/US2015/015496

Box No. II Observations where certain claims were found unsearchable (Continuation of item 2 of first sheet)

This international search report has not been established in respect of certain claims under Article 17(2)(a) for the following reasons:

1. Claims Nos.:
because they relate to subject matter not required to be searched by this Authority, namely:

2. Claims Nos.:
because they relate to parts of the international application that do not comply with the prescribed requirements to such an extent that no meaningful international search can be carried out, specifically:

3. Claims Nos.: 19-23, 30-40
because they are dependent claims and are not drafted in accordance with the second and third sentences of Rule 6.4(a).

Box No. III Observations where unity of invention is lacking (Continuation of item 3 of first sheet)

This International Searching Authority found multiple inventions in this international application, as follows:

Claims 1 and 24-29 have been analyzed subject to the restriction that the claims read on the compound as described in the Lack of Unity of Invention (See Extra Sheet). The claims are restricted to a compound of Formula I: wherein; R1 and R2 are each independently H; R3 is H; X is Cl; Y and Y' are each independently O; Z is O; or a stereoisomer or a pharmaceutically acceptable salt thereof; and methods thereof.

<See Extra Sheet>

1. As all required additional search fees were timely paid by the applicant, this international search report covers all searchable claims.
2. As all searchable claims could be searched without effort justifying additional fees, this Authority did not invite payment of additional fees.
3. As only some of the required additional search fees were timely paid by the applicant, this international search report covers only those claims for which fees were paid, specifically claims Nos.:

4. No required additional search fees were timely paid by the applicant. Consequently, this international search report is restricted to the invention first mentioned in the claims; it is covered by claims Nos.:
1, 24-29

Remark on Protest

- The additional search fees were accompanied by the applicant's protest and, where applicable, the payment of a protest fee.
- The additional search fees were accompanied by the applicant's protest but the applicable protest fee was not paid within the time limit specified in the invitation.
- No protest accompanied the payment of additional search fees.

INTERNATIONAL SEARCH REPORT

International application No.

PCT/US2015/015496

This application contains the following inventions or groups of inventions which are not so linked as to form a single general inventive concept under PCT Rule 13.1. In order for all inventions to be examined, the appropriate additional examination fees need to be paid.

Group I+: Claims 1-18 and 24-29 are drawn to a compound of Formula I, a compound of Formula Ia, a compound of Formula Ib, a compound of Formula Ic, a compound of Formula Id or le, a compound of Formula I a compound of Formula IIa or IIb, a compound of Formula III, a compound of Formula IV, a compound of Formula Va, Vb, or Vc, a compound of Formula Via, Vlb, or Vlc, a compound of Formula VII, and a stereoisomer or a pharmaceutically acceptable salt thereof, and methods thereof.

The first invention of Group I+ is restricted to a compound of Formula I: wherein; R1 and R2 are each independently H; R3 is H; X is Cl; Y and Y' are each independently O; Z is O; or a stereoisomer or a pharmaceutically acceptable salt thereof; and methods thereof. It is believed that claims 1, and 24-29 read on this first named invention and thus these claims will be searched without fee to the extent that they read on the above embodiment.

Applicant is invited to elect additional formula(e) for each additional compound to be searched in a specific combination by paying an additional fee for each set of election. An exemplary election would be a compound of Formula I: wherein; R1 is M, R2 is H; R3 is H; M is a biological agent; X is Cl; Y and Y' are each independently O; Z is O; or a stereoisomer or a pharmaceutically acceptable salt thereof. Additional formula(e) will be searched upon the payment of additional fees. Applicants must specify the claims that read on any additional elected inventions. Applicants must further indicate, if applicable, the claims which read on the first named invention if different than what was indicated above for this group. Failure to clearly identify how any paid additional invention fees are to be applied to the "+" group(s) will result in only the first claimed invention to be searched/examined.

The inventions listed in Groups I+ do not relate to a single general inventive concept under PCT Rule 13.1, because under PCT Rule 13.2 they lack the same or corresponding special technical features for the following reasons:

The Groups I+ formulae do not share a significant structural element, requiring the selection of alternative formulae as well as the compound variables R1, R2, R3, Y, Y', X, Z, M, Q, Y2, Y'2, X'2, R31, R32, R33, X3, Y3, R41, R42, R43, R44, R45, n, Z4, X4, R51, R52, R53, R54, R55, X5, X6, R61, R62, R63, R64, R65, Y6, X7, and Y7.

The Groups I+ share the technical features of a compound having the core structure of Formula I, a stereoisomer or a pharmaceutically acceptable salt thereof; a compound having the core structure of Formula Ia, a stereoisomer or a pharmaceutically acceptable salt thereof; a compound having the core structure of Formula Ib, a stereoisomer or a pharmaceutically acceptable salt thereof; a compound having the core structure of Formula Ic, a stereoisomer or a pharmaceutically acceptable salt thereof; a compound having the core structure of Formula Id or le, a stereoisomer or a pharmaceutically acceptable salt thereof; a compound having the core structure of Formula IIa or IIb, a stereoisomer or a pharmaceutically acceptable salt thereof; a compound having the core structure of Formula III, a stereoisomer or a pharmaceutically acceptable salt thereof; a compound having the core structure of Formula IV, a stereoisomer or a pharmaceutically acceptable salt thereof; a compound having the core structure of Formula Va, Vb, or Vc, a stereoisomer or a pharmaceutically acceptable salt thereof; a compound having the core structure of Formula Via, Vlb, or Vlc, a stereoisomer or a pharmaceutically acceptable salt thereof; a compound having the core structure of Formula VII, a stereoisomer or a pharmaceutically acceptable salt thereof; a method of treating a liver disease comprising administering an effective amount of a compound to a subject in need thereof; a method of treating dyslipidemia comprising administering to a subject in need thereof an effective amount of the compound; a method of treating hyperglycemia comprising administering to a subject in need thereof, an effective amount of a compound; and a method of treating a hormonal condition comprising administering to a subject in need thereof, an effective amount of a compound. However, these shared technical features do not represent a contribution over the prior art.

Specifically, US 2013/0310395 A1 to Novartis AG, teaches a compound having the core structure of Formula I: wherein; R1 and R2 are hydrogen; R3 is hydrogen; X is OR4; Y and Y' are O; Z is an optionally substituted aryl; R4 is an optionally substituted C1-C6 heteroalkyl or a stereoisomer or a pharmaceutically acceptable salt thereof (See Para. [0549]; N-(4-(Chlorodifluoromethoxy)phenyl)-6-(R)-3-((3-oxido-1,5-dihydrobenzo[e][1,3,2]dioxaphosphepin-3-yl)oxy)pyrrolidin-1-yl)-5-(1-(tetrahydro-2H-pyran-2-yl)-1H-pyrazol-5-yl)nicotinamide;...see shown structure...); a compound having the core structure of Formula Ia: wherein; R1 and R2 are hydrogen; R3 is hydrogen; Y and Y' are O; Z is an optionally substituted aryl, or a stereoisomer or a pharmaceutically acceptable salt thereof (See Para. [0549]; N-(4-(Chlorodifluoromethoxy)phenyl)-6-(R)-3-((3-oxido-1,5-dihydrobenzo[e][1,3,2]dioxaphosphepin-3-yl)oxy)pyrrolidin-1-yl)-5-(1-(tetrahydro-2H-pyran-2-yl)-1H-pyrazol-5-yl)nicotinamide;...see shown structure...); a compound having the core structure of Formula Ib: wherein; R2 and R3 are hydrogen; Y and Y' are O; Z is an optionally substituted aryl; or a stereoisomer or a pharmaceutically acceptable salt thereof (See Para. [0549]; N-(4-(Chlorodifluoromethoxy)phenyl)-6-(R)-3-((3-oxido-1,5-dihydrobenzo[e][1,3,2]dioxaphosphepin-3-yl)oxy)pyrrolidin-1-yl)-5-(1-(tetrahydro-2H-pyran-2-yl)-1H-pyrazol-5-yl)nicotinamide;...see shown structure...); a compound having the core structure of Formula Ic: R1 and R3 are hydrogen; X is OR4; Y and Y' are O; Z is an optionally substituted aryl; R4 is an optionally substituted heteroalkyl (See Para. [0549]; N-(4-(Chlorodifluoromethoxy)phenyl)-6-(R)-3-((3-oxido-1,5-dihydrobenzo[e][1,3,2]dioxaphosphepin-3-yl)oxy)pyrrolidin-1-yl)-5-(1-(tetrahydro-2H-pyran-2-yl)-1H-pyrazol-5-yl)nicotinamide;...see shown structure...); a compound having the core structure of Formula IV: wherein; Z4 is CR46R47; R42, R43, R44, R45, R46, and R47 are Hydrogen; n is 1 (See Para. [0541];...see shown structure...); a compound having the core structure of Formula Va: wherein; R53 and R54 are OH; X5 is O; n is 0 (See Para. [0551];...see shown structure...); a compound having the core structure of Formula Via: wherein; R61 and R62 taken together to form an oxo (=O); R3, R4, R5 are Hydrogen or an optionally substituted C1-C6 alkyl; X6 is O (See Para. [0479];...see shown structure...).

INTERNATIONAL SEARCH REPORT

International application No.

PCT/US2015/015496

Further, US 2007/0179114 A1 to Erion et al. teach a compound having the core structure of Formula Ie: wherein: Y and Y' are O; R2 and R3 are H (See Para. [0374];...see shown structure...).

Additionally, US 3,018,302 A to Arnold et al. teach a compound having the core structure of Formula IIa: wherein R21 is H; X2 is N(R24)2, wherein R24 is optionally substituted C1-C6 alkyl; Y2 is O, Y2' is NR24, wherein R24 is H (See Col. 8, Lns. 38-57, Example 11, N,N-bis(B-chloroethyl)-(O,N'-dl-serinemethyl ester)-phosphoric acid ester amide;...see shown structure...).

Further, US 2011/0098251 A1 to Ebetino et al. teach a compound having the core structure of Formula III: wherein: R31 is H; R32 and R33 are each independently OH; X3 is O; Y3 is substituted C1 alkyl (See Para. [0076];...See first shown structure...).

Additionally, US 2008/0009533 A1 to Tino et al. teach a compound having the core structure of Formula VII: wherein: X7 is O; Y is CR71; R71 is optionally substituted C1-C6 alkyl; (See Para. [0004];...see shown structure...).

Further, US 6,312,662 B1 to Erion et al. teach cyclic phosphonate drugs (Abstract); a method of treating a liver disease comprising administering an effective amount of a compound to a subject in need thereof (see Col. 4, Line 64- Col. 5, Line 18,...liver disease...; Col. 17, Lines 41-55; Claim 7); a method of treating dyslipidemia comprising administering to a subject in need thereof an effective amount of the compound (Claim 74, Col. 35, Lns. 58-67); and a method of treating hyperglycemia comprising administering to a subject in need thereof, an effective amount of a compound (See Col. 124, Ln. 60 through Col. 125, Ln. 56,... Besides the following Examples, assays that may be useful for identifying compounds which inhibit gluconeogenesis include the following animal models of Diabetes... hyperglycemia...).

Additionally, US 4,839,466 A to Saltiel teaches a cyclic phosphate compound (See Col. 3, Lns. 5-10, More specifically, the messenger compounds are believed to comprise, respectively, a 1,2 cyclic phosphodiester inositol derivative, and a 1- or 2-phosphomonoester inositol derivative, each in respective combination or mixture with glucosamine, and other carbohydrate constituents.), and a method of treating a hormonal condition comprising administering to a subject in need thereof (Col. 4, Lns. 2-4; Col. 4, Lns. 16-25, The invention further includes a method for detecting diabetes or other hormonal abnormalities in mammals which comprises the measurement of the production, activity or degradation of a target material selected from the group consisting of an insulin messenger material...In particular, hormones or hormonal conditions such as diabetes could be identified and detected by the suppression or other alteration in the activity of the messenger material.; Col. 7, Lns. 11-14).

The inventions listed in Groups I+ therefore lack unity under Rule 13 because they do not share a same or corresponding special technical feature.