

[54] **GOLF CLUB HEAD**

[76] **Inventor: David T. Pelz, 37 Tamarisk Cir., Abilene, Tex. 79605**

[\*\*] **Term: 14 Years**

[21] **Appl. No.: 911,299**

[22] **Filed: Sep. 24, 1986**

[52] **U.S. Cl. .... D21/215; D21/219**

[58] **Field of Search ..... D21/214-220; 273/167-175, 164**

[56] **References Cited**

**U.S. PATENT DOCUMENTS**

|            |        |        |       |         |
|------------|--------|--------|-------|---------|
| D. 229,204 | 1/1973 | Romero | ..... | D21/217 |
| D. 241,563 | 9/1976 | McCord | ..... | D21/215 |
| 4,444,395  | 4/1984 | Reiss  | ..... | 273/174 |

**OTHER PUBLICATIONS**

Golf Digest, Jun., 1986, p. 19, Pelz Putter.

USA Today, 3/31/86, p. 4E, Putter Illustration.

*Primary Examiner*—Melvin B. Feifer  
*Attorney, Agent, or Firm*—N. J. Aquilino

[57] **CLAIM**

The ornamental design for a golf club head, as shown and described.

**DESCRIPTION**

FIG. 1 is a perspective view of the golf club head showing my new design;

FIG. 2 is a front elevational view thereof.

FIG. 3 is a side elevational view thereof.


FIG. 4 is a rear elevational view thereof.

FIG. 5 is a side elevational view taken from the opposite side of FIG. 3.

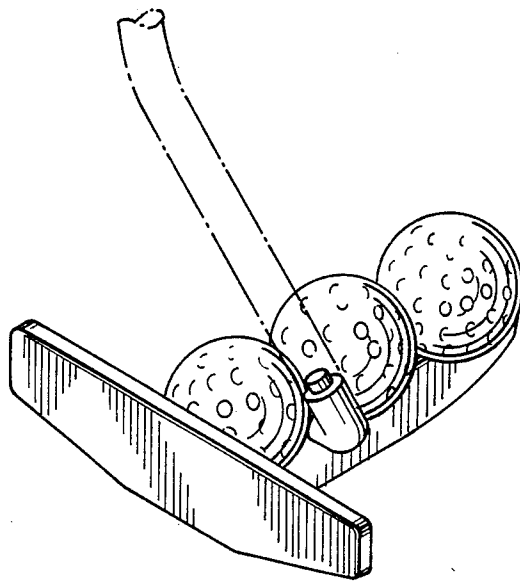
FIG. 6 is a top plan view thereof.

FIG. 7 is a bottom view thereof.


The broken line showing of a fragmented shaft is for illustrative purposes only.




**FIG. 1.**



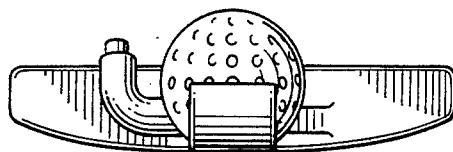
**FIG. 2.**



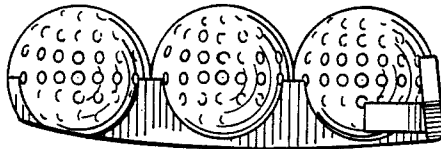
**FIG. 3.**



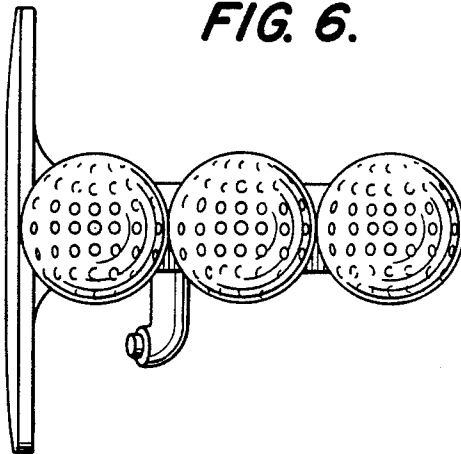
**FIG. 4.**



**FIG. 5.**



**FIG. 6.**



**FIG. 7.**

