



INTERNATIONAL APPLICATION PUBLISHED UNDER THE PATENT COOPERATION TREATY (PCT)

(51) International Patent Classification ⁶ : A61K 31/445, 9/14, 9/20, 9/48	A1	(11) International Publication Number: WO 99/32118 (43) International Publication Date: 1 July 1999 (01.07.99)
(21) International Application Number: PCT/US98/26218 (22) International Filing Date: 17 December 1998 (17.12.98) (30) Priority Data: 08/997,168 22 December 1997 (22.12.97) US (71) Applicant: SCHERING CORPORATION [US/US]; 2000 Galloping Hill Road, Kenilworth, NJ 07033-0530 (US). (72) Inventors: SANGEKAR, Surendra, A.; 127 Sinclair Avenue, Union, NJ 07083 (US). LEE, Ping, I.; 312 Pine Tree Road, Radnor, PA 19087 (US). NOMEIR, Amin, A.; 8 Benjamin Court, Milford, NJ 08848 (US). (74) Agents: MANN, Arthur et al.; Schering-Plough Corporation, Patent Dept., K-6-1 1990, 2000 Galloping Hill Road, Kenilworth, NJ 07033-0530 (US).		(81) Designated States: AL, AM, AT, AU, AZ, BA, BB, BG, BR, BY, CA, CH, CN, CZ, DE, DK, EE, ES, FI, GB, GD, GE, HR, HU, ID, IL, IN, IS, JP, KG, KR, KZ, LC, LK, LR, LT, LU, LV, MD, MG, MK, MN, MX, NO, NZ, PL, PT, RO, RU, SE, SG, SI, SK, SL, TJ, TM, TR, TT, UA, UZ, VN, YU, ARIPO patent (GH, GM, KE, LS, MW, SD, SZ, UG, ZW), Eurasian patent (AM, AZ, BY, KG, KZ, MD, RU, TJ, TM), European patent (AT, BE, CH, CY, DE, DK, ES, FI, FR, GB, GR, IE, IT, LU, MC, NL, PT, SE), OAPI patent (BF, BJ, CF, CG, CI, CM, GA, GN, GW, ML, MR, NE, SN, TD, TG). Published <i>With international search report.</i>
(54) Title: MOLECULAR DISPERSION COMPOSITION WITH ENHANCED BIOAVAILABILITY		
<div style="text-align: center;"> <p>(I)</p> <p>(+) - enantiomer</p> </div>		
(57) Abstract A molecular dispersion composition is disclosed. The molecular dispersion comprises a compound of formula (I) molecularly dispersed in a polymer matrix. Also disclosed are solid dosage forms, e.g., tablets and capsules, containing these molecular dispersions.		

FOR THE PURPOSES OF INFORMATION ONLY

Codes used to identify States party to the PCT on the front pages of pamphlets publishing international applications under the PCT.

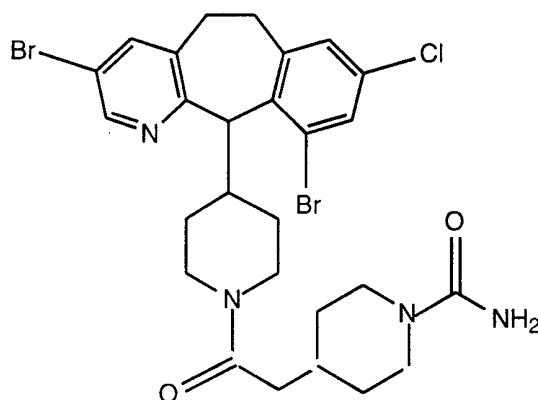
AL	Albania	ES	Spain	LS	Lesotho	SI	Slovenia
AM	Armenia	FI	Finland	LT	Lithuania	SK	Slovakia
AT	Austria	FR	France	LU	Luxembourg	SN	Senegal
AU	Australia	GA	Gabon	LV	Latvia	SZ	Swaziland
AZ	Azerbaijan	GB	United Kingdom	MC	Monaco	TD	Chad
BA	Bosnia and Herzegovina	GE	Georgia	MD	Republic of Moldova	TG	Togo
BB	Barbados	GH	Ghana	MG	Madagascar	TJ	Tajikistan
BE	Belgium	GN	Guinea	MK	The former Yugoslav Republic of Macedonia	TM	Turkmenistan
BF	Burkina Faso	GR	Greece			TR	Turkey
BG	Bulgaria	HU	Hungary	ML	Mali	TT	Trinidad and Tobago
BJ	Benin	IE	Ireland	MN	Mongolia	UA	Ukraine
BR	Brazil	IL	Israel	MR	Mauritania	UG	Uganda
BY	Belarus	IS	Iceland	MW	Malawi	US	United States of America
CA	Canada	IT	Italy	MX	Mexico	UZ	Uzbekistan
CF	Central African Republic	JP	Japan	NE	Niger	VN	Viet Nam
CG	Congo	KE	Kenya	NL	Netherlands	YU	Yugoslavia
CH	Switzerland	KG	Kyrgyzstan	NO	Norway	ZW	Zimbabwe
CI	Côte d'Ivoire	KP	Democratic People's Republic of Korea	NZ	New Zealand		
CM	Cameroon		Republic of Korea	PL	Poland		
CN	China	KR	Republic of Korea	PT	Portugal		
CU	Cuba	KZ	Kazakstan	RO	Romania		
CZ	Czech Republic	LC	Saint Lucia	RU	Russian Federation		
DE	Germany	LI	Liechtenstein	SD	Sudan		
DK	Denmark	LK	Sri Lanka	SE	Sweden		
EE	Estonia	LR	Liberia	SG	Singapore		

MOLECULAR DISPERSION COMPOSITION WITH ENHANCED BIOAVAILABILITY

BACKGROUND OF THE INVENTION

The present invention relates to compositions having enhanced or improved bioavailability for a novel tricyclic amide compound.

WO 97/23478, published July 3, 1997, discloses tricyclic amides useful for inhibition of G-Protein function and for treatment of proliferative diseases. One particular compound (+)-4-[4-(8-chloro-3,10-dibromo-6,11-dihydro-5H-benzo [5,6cyclohepta[1,2-b]pyridin-11-yl)-1-piperidinyl]-2-oxoethyl]-1-piperidinecarboxamide (Compound I)



(+) - enantiomer

was found to have potent activity for inhibiting the abnormal growth of cells, and for inhibiting farnesyl protein transferase.

WO 97/23478 discloses that examples of suitable compositions of this compound include solid compositions such as tablets and capsules.

In developing a solid dosage form, e.g. a tablet or capsule, it was observed that crystalline Compound I had very poor bioavailability, did not seem suitable for development as a tablet or capsule.

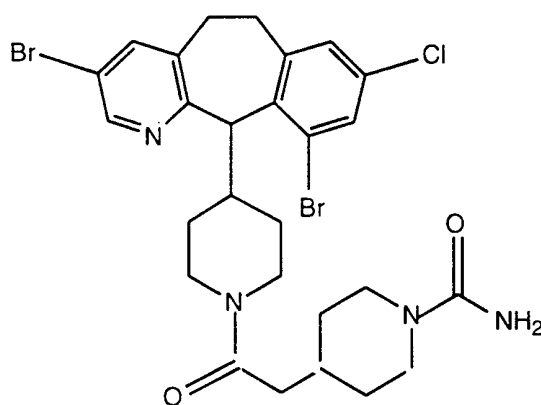
The oral bioavailability of active compounds can vary with the dosage form of the active compound. For example, it is known that solution dosages and suspensions

generally give rise to higher bioavailability than capsules or tablets (see Pharmacokinetics Process and Mathematics, ACS Monograph 185, Chapter 5, page 57 (1986), and J.G. Nairn, Remington's Pharmaceutical Sciences, 18th edition (1990)). However, tablets and capsules are more convenient dosage forms, and it would be preferable to have a tablet or a capsule dosage form of an active compound that has comparable bioavailability as that of solution or suspension.

A formulation of compound I that provides enhanced bioavailability of the compound would be a welcome contribution to the art. A formulation of the above compound that can be manufactured in a tablet or capsule form that has greater bioavailability, or comparable to that of a suspension would also be a welcome contribution to the art. This invention provides these contributions to the art. Thus, this invention overcomes the problem of making active compounds that have a very-low bioavailability into more bioavailable form.

SUMMARY OF THE INVENTION

The present invention provides a pharmaceutical composition comprising:
a molecular dispersion, said molecular dispersion comprising a compound having the formula



(+) - enantiomer

(I)

molecularly dispersed in a polymer matrix.

This invention also provides solid dosage forms comprising the molecular dispersion described above. Solid dosage forms include tablets, capsules and chewable tablets. Known excipients can be blended with the molecular dispersion to provide the desired dosage form. For example, a capsule can contain the molecular dispersion blended

with (a) a disintegrant and a lubricant, or (b) a disintegrant, a lubricant and a surfactant. A tablet can contain the molecular dispersion blended with at least one disintegrant, a lubricant, a surfactant, and a glidant. The chewable tablet can contain the molecular dispersion blended with a bulking agent, a lubricant, and if desired an additional sweetening agent (such as an artificial sweetener), and suitable flavors.

DETAILED DESCRIPTION OF THE INVENTION

The compound of Formula I is a tricyclic amide compound described in WO 97/23478, published July 3, 1997.

Reference to the "compound of Formula I" also includes reference to the enantiomers of the compound.

As used herein, the term "molecularly dispersed" or "molecular dispersion" refers to a condition in which : (a) compound (I) is in a substantially amorphous form and is dispersed in a polymer matrix (also known as a "solid solution"), or (b) compound (I) is in crystalline form and is dispersed in a polymer matrix, the crystals being so fine, that they can not be detected by x-ray diffraction analysis.

As used herein, the term "substantially amorphous" refers to a condition in which greater than 90 % of compound (I) is in amorphous form.

When the molecular dispersion is a dispersion of compound (I) in substantially amorphous form, such molecular dispersions may be prepared by dissolving the compound and a polymer in a suitable organic solvent, or mixture of organic solvents, and then removing the solvent to produce a molecular dispersion. The molecular dispersions formed in this manner are such that compound (I) is in substantially amorphous form, and homogeneously dispersed in the polymer matrix. Preferably, the polymer is a water soluble polymer. When water insoluble polymers are employed instead of water soluble polymers, the resulting molecular dispersions have enhanced bioavailability, but will exhibit a sustained release profile.

Alternatively, the molecular dispersions may be prepared by dissolving the compound of formula (I) in an organic solvent that will swell a polymer matrix instead of dissolving the polymer. The polymer matrix will absorb the active solution, rendering compound (I) in a fine crystalline or amorphous state dispersed throughout the matrix, upon subsequent evaporation of the solvent.

The preparation of solid solutions from soluble polymers is well known in the art-- see, for example, page 173 in Kollidon - polyvinylpyrrolidone for the pharmaceutical industry by BASF. The preparation of solid solutions from insoluble polymeric matrices

are also known in the art, and such preparations are similar to those for drug loading into crosslinked hydrogels--see for example, U.S. 4,624,848 and Lee, P.I., Kinetics of Drug Release from Hydrogel Matrices, Journal of Controlled Release, Vol. II, pages 277 to 288 (1985).

5

Suitable water soluble polymers for use as the polymer matrix include, but are not limited to: polyvinylpyrrolidone (Povidone); hydroxypropyl methylcellulose, hydroxypropyl-cellulose; polyethylene glycol; polyethylene oxide; gelatin; carbomer; carboxymethyl-cellulose; methyl cellulose; methacrylic acid copolymer; ammonio
10 methacrylate copolymer; hydroxy ethyl cellulose; polyvinyl alcohol; cellulose acetate phthalate; hydroxypropyl methylcellulose phthalate; and polyvinyl alcohol phthalate.

Suitable water insoluble polymers for use as the polymer matrix include, but are not limited to: crospovidone; sodium starch glycolate; and croscarmellose.

15

Preferably, the polymer used for the polymeric matrix is selected from the group consisting of polyvinylpyrrolidone (Povidone), hydroxypropyl methylcellulose, hydroxypropyl-cellulose, and polyethylene glycol. Polyvinylpyrrolidone is particularly preferred. When a water insoluble polymer is employed, crospovidone is preferred.

20

All of the foregoing polymers are well known in the art.

Polyvinylpyrrolidone represents polymers of 1-vinyl-2-pyrrolidone. It is available commercially as Povidone or Kollidon having a weight average ranging from about 12,000
25 to about 150,000. Generally, the polyvinylpyrrolidone used has a weight average in the range of about 7000 to about 54,000, with about 28,000 to about 54,000 being preferred, and about 29,000 to about 44,000 being more preferred.

Crospovidone represents water insoluble synthetic cross-linked homopolymers of
30 N-vinyl-2-pyrrolidone. Generally, the crospovidone has a particle size of about 20 μM to about 250 μM , and preferably about 50 μM to about 250 μM (see, for example, Kollidon, polyvinylpyrrolidone for the pharmaceutical industry, by BASF).

Preferably, the ratio of the compound of formula (I) to polymer is about 1:0.5 to
35 about 1:4, more preferably about 1:1 to about 1:3, and most preferably, about 1:1.

When the molecular dispersions of the present invention are prepared by dissolving the compound of formula I and the polymer in an organic solvent or mixture of organic

solvents, suitable organic solvents include, but are not limited to methylene chloride, methanol, ethanol, isopropanol, tetrahydrofuran, or mixtures thereof.

5 The solvent may be removed by conventional means: e.g., evaporating the solvent under a hood; use of a double drum dryer, or spray dryer or supercritical fluid extraction process.

10 The composition comprising the molecular dispersion can, optionally, further comprise excipients selected from the group consisting of: disintegrants, lubricants, surfactants, glidants, artificial sweeteners, bulking agents, colorants and one or more flavorants.

15 Generally the compound I ranges from 15 to 60% in the formulations (tablets, capsules, or powders).

20 Generally, the composition comprising the molecular dispersion can, optionally, further comprise: about 5 to about 40 wt % of one or more disintegrants, about 0.1 to about 1 wt % of one or more lubricants, about 3 to about 15 wt % of one or more surfactants, about 0.1 to about 5 wt % of one or more glidants, about 0.1 to about 1 wt % of one or more artificial sweeteners, about 25 to about 75 wt % of one or more bulking agents, about 0.1 to about 1 wt % of one or more colorants (coloring agents), and/or about 0.1 to about 1 wt % of one or more flavorants (flavoring agents).

25 Suitable disintegrants are selected from the group consisting of: croscarmellose sodium (a cross linked polymer of carboxymethylcellulose sodium, see NF XVII page 1922 (1990)), crospovidone, starch NF; polacrillin sodium or potassium and sodium starch glycolate. Preferably, the disintegrants are selected from croscarmellose sodium or crospovidone. Preferably, croscarmellose sodium is used as the disintegrant in compositions for capsules. Preferably, crospovidone is used as the disintegrant in 30 compressible tablets. Those skilled in the art will appreciate that it is desirable for compressible tablets to disintegrate within 30 minutes; therefore, the disintegrant used preferably results in the disintegration of the tablet within 30 minutes. It has been found that disintegrants, such as croscarmellose sodium and crospovidone, used in amounts of 35 less than 30 wt % did not produce tablets which disintegrated within 30 minutes. It is believed that significantly higher amounts of such disintegrants would result in a tablet that disintegrates within 30 minutes.

Suitable lubricants include talc, magnesium stearate, calcium stearate, stearic acid, hydrogenated vegetable oils and the like. Preferably, magnesium stearate is used.

Suitable surfactants include block copolymers of ethylene oxide and propylene oxide such as Pluronic® F-68 (Poloxamer 188), Pluronic® F87 (Poloxamer 237), Pluronic® F108 (Poloxamer 338), Pluronic® F127 (Poloxamer 407) and the like. Preferably, Pluronic® F-68 is used. According to BASF Corporation's Technical Bulletin (1995), Pluronic® is a registered tradename for block copolymers of ethylene oxide and propylene oxide represented by the chemical structure $\text{HO}(\text{C}_2\text{H}_4\text{O})_a(\text{C}_3\text{H}_6\text{O})_b(\text{C}_2\text{H}_4\text{O})_a\text{H}$ wherein for: (a) Pluronic® F-68, a is 80 and b is 27; (b) Pluronic® F87, a is 64 and b is 37; (c) Pluronic® F108, a is 141 and b is 44; and Pluronic® F127, a is 101 and b is 56. The average molecular weights of these block copolymers are 8,400, 7,700, 14,600 and 12,600 for Pluronic F-68, Pluronic F-87, Pluronic F108 and Pluronic F127, respectively.

Suitable glidants include silicon dioxide, talc and the like. Preferably, silicon dioxide is used.

Suitable bulking agents include xylitol, mannitol, compressible sugars, lactose, and microcrystalline celluloses. Preferably, xylitol is used for chewable tablets.

Suitable artificial sweeteners include saccharin, cyclamates and aspartame.

If desired, known flavorants and known FD & C colorants can be added to the composition.

The composition comprising the molecular dispersion can be produced in solid dosage forms. Solid dosage forms include capsules (e.g., soft gelatin capsules and hard gelatin capsules) tablets (including, for example, coated tablets, gel coated tablets and enteric coated tablets), and chewable tablets. These dosage forms can be produced by methods well known in the art--see for example Lachman et al., The Theory and Practice of Industrial Pharmacy, 2nd Edition, Lea & Febiger, Philadelphia, pages 321-344 and pages 389-404 (1976).

For capsule dosage forms, the composition comprising the molecular dispersion generally further comprises disintegrants, lubricants, and, optionally, surfactants. Thus, a composition for use in capsules can comprise about 65 to about 90 wt% of the molecular dispersion, about 5 to about 20 wt% of one or more disintegrants, about 0.2 to about 1

wt% of one or more lubricants, about 1-3% of glidant and, optionally, about 3 to about 15 wt% of one or more surfactants.

For example, a composition for use in a capsule dosage form comprises: about 80
5 to about 85 wt% of the molecular dispersion, about 5 to about 10 wt% of one or more
disintegrants, about 0.5 to about 1 wt% of one or more lubricants, about 0.5 to about 1.5%
glident and about 3 to 10% of surfactant.

Another example of a composition for use in a capsule dosage form is a
10 composition comprising about 70 to about 85 wt% of the molecular dispersion, about 5 to
about 20 wt% of one or more disintegrants, about 0.3 to about 1 wt% of one or more
lubricants, and about 5 to about 15 wt% of one or more surfactants and 1-3% glident. In
general, the compositions for capsule dosage forms contain the molecular dispersion, one
disintegrant, one lubricant, one glident and optionally, one surfactant. Preferably, the
15 disintegrant in the capsule compositions is croscarmellose sodium.

For a compressible tablet dosage form, the composition comprising the molecular
dispersion generally further comprises disintegrants, lubricants, surfactants, and glidants.
Thus, a composition for use in compressible tablets can comprise about 50 to about 75 wt%
20 of the molecular dispersion, about 20 to about 45 wt% of one or more disintegrants, with
about 28 to about 35 wt % of one or more disintegrants being preferred, about 0.2 to about
1 wt% of one or more lubricants, about 4 to about 10 wt% of one or more surfactants, and
about 0.2 to about 0.6 wt% of one or more glidants. Preferably, the disintegrant is
crospovidone. More preferably, the disintegrant is crospovidone in an amount of about 8
25 to about 40 wt %. Most preferably, the disintegrant is crospovidone in an amount of about
25 to about 35 wt % and another disintegrant (preferably croscarmellose sodium) is used in
amounts of about 8 to about 25 wt %.

When used as a disintegrant, the crospovidone generally has a particle size of about
30 20 μM to about 250 μM , with about 50 μM to about 250 μM being preferred.

In addition to the disintegrant, the compressible tablet also preferably comprises one
lubricant, one surfactant and one glident.

35 For chewable tablets, the composition generally comprises about 20 to about 50
wt% of the molecular dispersion, about 78 to about 98 wt% of a bulking agent (e.g., a
sugar such as xylitol), and about 0.2 to about 1 wt% of a lubricant, optionally about 0.2 to

about 1 wt % of an artificial sweetener (e.g., sodium saccharin or aspartame), and optionally about 0.2 to about 1 wt % of a colorant.

5 A preferred composition for tablets comprises: (1) about 58.8 wt% of a molecular dispersion comprising (a) a compound of Formula I and (b) povidone, wherein the ratio of said compound to said polymer is about 1:1; (2) about 32.6 wt% of croscarmellose sodium (disintegrant); (3) or about 32.6 wt% of crospovidine (disintegrant); (4) about 0.3 wt% of magnesium stearate (lubricant); (5) about 7.4 wt% of Pluronic® F-68 (surfactant); and about 0.9 wt% of silicon dioxide (glidant). More preferably, the povidone has a molecular weight of about 29,000 to about 44,000. A preferred composition is illustrated in
10 Examples below.

DOSING PROTOCOL FOR MONKEYS

The formulation to be tested was administered orally to male cynomolgus monkeys
15 in a single dose (PO, single). The number of monkeys for each test is indicated by the letter "N" followed by an equal sign and a number. Thus, "(N=6)" means the formulation was administered to six monkeys. The total amount of the compound of Formula I administered was 100 or 200 mg given as one capsule or tablet containing 100 or 200 mg each. The administered dose (tablet, capsule or control suspension) was slowly washed
20 down with 10 mL of water. Blood samples were taken at 15, 30 minutes, 1 hour, 2 hours, 4 hours, 6 hours, 8 hours, 12 hours, 24 hours, and 48 hours in heparinized syringes. Plasma for analysis was obtained by centrifugation at 4°C. Plasma samples (one per time point) were split and stored at -20°C until assayed as described below.

25 The monkeys to be tested were fed two biscuits in the morning on the day of drug administration.

Monkeys that were fasted were not given any food overnight before drug administration and were fed normally after the 4-hour time point after drug administration.

30

BIOAVAILABILITY ASSAY

Samples of monkey plasma were collected at selected time intervals. The plasma was analyzed by a high pressure liquid chromatograph (HPLC) procedure with ultraviolet detection. AUC (area under the plasma concentration-time curve, 0-72 hours) values were
35 calculated using standard procedures to determine the relative bioavailability of the compound in the tested formulations. The larger the AUC value, the greater the bioavailability.

A suspension of the compound of Formula I was used as a control. The control was made by suspending sufficient compound of Formula I in methyl cellulose solution to provide a dose of 30 mg/kg of body weight of monkey. The 0.4 % methyl cellulose solution was made by adding 4 grams of methyl cellulose to one liter of distilled water and heating at about 80°C with stirring for about 1 1/2 hours.

The results of the bioavailability assay are given in terms of percent-relative bioavailability (AUC ratio) compared to amorphous suspension of Compound I in 0.4 methyl cellulose solution.

EXAMPLE 1

Preparation of Molecular Dispersion

	<u>Composition</u>	<u>g/batch</u>	<u>% composition</u>
15	Compound I crystalline	7	25
	Povidone NF K29/32	21	75
	Methylene Chloride	1000 mL	evaporates

Crystalline Compound I and the povidone were dissolved in methylene chloride. The solvent was evaporated under a hood, and then the residue was dried under a suitable vacuum. The residue was then reduced to fine particles by grinding. The powder was then passed through a 30 mesh screen. The powder was found to be amorphous by x-ray analysis.

EXAMPLE 2

Preparation of Molecular Dispersion

	<u>Composition</u>	<u>g/batch</u>	<u>% composition</u>
30	Compound I crystalline	10	33.3
	Povidone NF K29/32	20	66.6
	Methylene Chloride	500 mL	evaporates

Crystalline Compound I and the povidone were dissolved in methylene chloride. The solvent was evaporated under a hood, and then the residue was dried under a suitable vacuum. The residue was then reduced to fine particles by grinding. The powder was then passed through a 30 mesh screen. The powder was found to be amorphous by x-ray analysis.

EXAMPLE 3

Preparation of Molecular Dispersion

<u>Composition</u>	<u>g/batch</u>	<u>% composition</u>
Compound I crystalline	5	50
Povidone NF K29/32	5	50
Methylene Chloride	300 mL	evaporates

10

Crystalline Compound I and the povidone were dissolved in methylene chloride. The solvent was evaporated under a hood, and then the residue was dried under a suitable vacuum. The residue was then reduced to fine particles by grinding. The powder was then passed through a 30 mesh screen. The powder was found to be amorphous by x-ray analysis.

15

EXAMPLE 4

Preparation of Molecular Dispersion

20

<u>Composition</u>	<u>g/batch</u>	<u>% composition</u>
Compound I crystalline	10	25
Povidone NF K29/32	30	75
Methylene Chloride	140 mL	evaporates
Methanol	60 mL	evaporates

25

Crystalline Compound I and the povidone were dissolved in a mixture of methylene chloride and methanol. The solvent was evaporated under a hood, and then the residue was dried under a suitable vacuum. The residue was then reduced to fine particles by grinding. The powder was then passed through a 30 mesh screen. The powder was found to be amorphous by x-ray analysis.

30

EXAMPLE 5

35

Preparation of Molecular Dispersion

<u>Composition</u>	<u>g/batch</u>	<u>% composition</u>
Compound I crystalline	7.5	33.3
Povidone NF K29/32	15	66.6
Methylene Chloride	140 mL	evaporates
Methanol	60 mL	evaporates

40

Crystalline Compound I and the povidone were dissolved in a mixture of methylene chloride and methanol. The solvent was evaporated under a hood, and then the residue was dried under a suitable vacuum. The residue was then reduced to fine particles by grinding. The powder was then passed through a 30 mesh screen. The powder was found to be
5 amorphous by x-ray analysis.

EXAMPLE 6

Preparation of Molecular Dispersion

10	<u>Composition</u>	<u>g/batch</u>	<u>% composition</u>
	Compound I crystalline	15	50
	Povidone NF K29/32	15	50
	Methylene Chloride	140 mL	evaporates
15	Methanol	60 mL	evaporates

Crystalline Compound I and the povidone were dissolved in a mixture of methylene chloride and methanol. The solvent was evaporated under a hood, and then the residue was dried under a suitable vacuum. The residue was then reduced to fine particles by grinding.
20 The powder was then passed through a 30 mesh screen. The powder was found to be amorphous by x-ray analysis.

EXAMPLE 7

Preparation of Molecular Dispersion

25	<u>Composition</u>	<u>g/batch</u>	<u>% composition</u>
	Compound I	80	33.3
	Povidone NF K29/32	160	66.6
30	Methylene Chloride	5000 mL	evaporates

Crystalline Compound I and the povidone were dissolved in methylene chloride. The solvent was removed using a double drum dryer. The residue was then reduced to fine particles by grinding. The powder was then passed through a 30 mesh screen. The
35 powder was found to be amorphous by x-ray analysis.

EXAMPLE 8

Preparation of Molecular Dispersion

5	<u>Composition</u>	<u>g/batch</u>	<u>% composition</u>
	Compound I	80	25
	Povidone NF K29/32	240	75
	Methylene Chloride	5000 mL	evaporates

10

Crystalline Compound I and the povidone were dissolved in methylene chloride. The solvent was removed using a suitable vacuum double drum dryer. The residue was then reduced to fine particles by grinding. The powder was then passed through a 30 mesh screen. The powder was found to be amorphous by x-ray analysis.

15

EXAMPLE 9

Preparation of Molecular Dispersion

20 The solution from Example 7 was dried using a suitable solvent spray dryer.

EXAMPLE 10

Preparation of Molecular Dispersion

25

The solution from Example 8 was dried using a suitable solvent spray dryer.

EXAMPLE 11

30 Preparation of Molecular Dispersion

The solution from Example 6 was dried using a suitable solvent spray dryer.

EXAMPLE 12

Capsule Formulation

5	<u>Composition</u>	<u>mg/capsule</u>	<u>% composition</u>
	Molecular Dispersion from Example 1	400	84.2
	Pluronic F68 NF	25	5.2
10	Croscarmellose Sodium NF	42.5	8.9
	Silicon Dioxide NF	5	1.1
	Magnesium Stearate NF	2.5	0.6
	TOTAL	475	
15	Capsule Size	No. 0	

METHOD

20 The molecular dispersion of Example 1, the Pluronic, the croscarmellose sodium, and silicon dioxide were mixed in a suitable mixer for 10 minutes. A premix was formed with the magnesium stearate and an equal portion of the mixture. The premix was added to the mixture and the resulting mixture was mixed for an additional 5 minutes. The mixture was encapsulated in No. 0 hard shell gelatin capsules.

25 EXAMPLE 13

Capsule Formulation

30	<u>Composition</u>	<u>mg/capsule</u>	<u>% composition</u>
	Molecular Dispersion from Example 6	200	72.7
	Pluronic F68 NF	25	9.1
	Croscarmellose Sodium NF	42.5	15.5
35	Silicon Dioxide NF	5	1.8
	Magnesium Stearate NF	2.5	0.9
	TOTAL	275	
	Capsule Size	No. 2	

40 METHOD

The molecular dispersion of Example 6, the Pluronic, the croscarmellose sodium, and silicon dioxide were mixed in a suitable mixer for 10 minutes. A premix was formed with the magnesium stearate and an equal portion of the mixture. The premix was added to

the mixture and the resulting mixture was mixed for an additional 5 minutes. The mixture was encapsulated in No. 2 hard shell gelatin capsules.

EXAMPLE 14

5

Capsule Formulation

	<u>Composition</u>	<u>mg/capsule</u>	<u>% composition</u>
10	Molecular Dispersion from Example 6	200	80
	Pluronic F68 NF	25	10
	Croscarmellose Sodium NF	20	8
	Silicon Dioxide NF	3.75	1.5
15	Magnesium Stearate NF	1.25	0.5
	TOTAL	250	
	Capsule Size	No. 2	

20 METHOD

The molecular dispersion of Example 6, the Pluronic, the croscarmellose sodium, and silicon dioxide were mixed in a suitable mixer for 10 minutes. A premix was formed with the magnesium stearate and an equal portion of the mixture. The premix was added to
25 the mixture and the resulting mixture was mixed for an additional 5 minutes. The mixture was encapsulated in No. 2 hard shell gelatin capsules.

EXAMPLE 15

Capsule Formulation

5			
	<u>Composition</u>	<u>mg/capsule</u>	<u>% composition</u>
	Molecular Dispersion from Example 6	400	80
	Pluronic F68 NF	50	10
10	Croscarmellose Sodium NF	40	8
	Silicon Dioxide NF	7.5	1.5
	Magnesium Stearate NF	2.5	0.5
	TOTAL	500	
15	Capsule Size	No. 0	

METHOD

20 The molecular dispersion of Example 6, the Pluronic, the croscarmellose sodium, and silicon dioxide were mixed in a suitable mixer for 10 minutes. A premix was formed with the magnesium stearate and an equal portion of the mixture. The premix was added to the mixture and the resulting mixture was mixed for an additional 5 minutes. The mixture was encapsulated in No. 0 hard shell gelatin capsules.

25 EXAMPLE 16

Tablet Formulation

30	<u>Composition</u>	<u>mg/tablet</u>	<u>% composition</u>
	Molecular Dispersion from Example 4	400	66.7
	Pluronic F68	25	4.2
	Croscarmellose Sodium NF	167.5	27.9
	Silicon Dioxide	5	0.8
35	Magnesium Stearate	2.5	0.4
	TOTAL	600	

METHOD

40

The molecular dispersion of Example 4, the Pluronic, the croscarmellose sodium, and silicon dioxide were mixed in a suitable mixer for 10 minutes. A premix was formed with the magnesium stearate and an equal portion of the mixture. The premix was added to

the mixture and the resulting mixture was mixed for an additional 5 minutes. The resulting mixture was then compressed into tablets using a suitable tableting machine.

EXAMPLE 17

5

Tablet Formulation

	<u>Composition</u>	<u>mg/tablet</u>	<u>% composition</u>
10	Molecular Dispersion from Example 5	300	66.7
	Pluronic F68	25	5.5
	Crospovidone NF	30	6.7
	Croscarmellose Sodium NF	89	19.8
	Silicon Dioxide	4	0.9
15	Magnesium Stearate	2	0.4
	TOTAL	450	

METHOD

20

The molecular dispersion of Example 5, the Pluronic, the crospovidone and croscarmellose sodium, and silicon dioxide were mixed in a suitable mixer for 10 minutes. A premix was formed with the magnesium stearate and an equal portion of the mixture. The premix was added to the mixture and the resulting mixture was mixed for an additional

25 5 minutes. The resulting mixture was then compressed into tablets using a suitable tableting machine.

EXAMPLE 18

Tablet Formulation

5			
	<u>Composition</u>	<u>mg/tablet</u>	<u>% composition</u>
	Molecular Dispersion from Example 6	200	58.8
	Pluronic F68	25	7.4
10	Crospovidone NF	110.75	32.6
	Silicon Dioxide	3	0.9
	Magnesium Stearate	1.25	0.3
	TOTAL	340	

15

METHOD

The molecular dispersion of Example 6, the Pluronic, the crospovidone, and silicon dioxide were mixed in a suitable mixer for 10 minutes. A premix was formed with the magnesium stearate and an equal portion of the mixture. The premix was added to the mixture and the resulting mixture was mixed for an additional 5 minutes. The resulting mixture was then compressed into tablets using a suitable tableting machine.

EXAMPLE 19

25

Tablet Formulation

	<u>Composition</u>	<u>mg/tablet</u>	<u>% composition</u>
30	Molecular Dispersion from Example 6	200	58.8
	Pluronic F68	25	7.4
	Croscarmellose Sodium NF	110.75	32.6
	Silicon Dioxide	3	0.9
	Magnesium Stearate	1.25	0.3
35	TOTAL	340	

METHOD

The molecular dispersion of Example 6, the Pluronic, the croscarmellose sodium, and silicon dioxide were mixed in a suitable mixer for 10 minutes. A premix was formed with the magnesium stearate and an equal portion of the mixture. The premix was added to

the mixture and the resulting mixture was mixed for an additional 5 minutes. The resulting mixture was then compressed into tablets using a suitable tableting machine.

EXAMPLE 20 and 21

5

Capsule Formulation

	<u>Composition</u>	<u>20</u> <u>mg/capsule</u>	<u>21</u> <u>mg/capsule</u>	<u>% composition</u>
10	Molecular Dispersion from Example 9	100	400.0	84.2
	Silicon Dioxide NF ⁽¹⁾	0.625	2.5	0.5
	Magnesium Stearate NF ⁽²⁾	0.125	0.5	0.1
	Croscarmellose Sodium NF	11.000	44.0	9.3
15	Pluronic F68 NF	6.250	25.0	5.3
	Silicon Dioxide NF ⁽³⁾	0.625	2.5	0.5
	Magnesium Stearate NF ⁽⁴⁾	0.125	0.5	0.1
	TOTAL	118.750	475.00	
	Capsule Size	No. 4	No. 0	

20

METHOD

The molecular dispersion from example 9, silicon dioxide⁽¹⁾ and magnesium stearate⁽²⁾ mixed in a suitable mixer for 10 minutes. The mixture is compacted using a suitable roller compacted and milled using a suitable mill fitted with 30 mesh screen.

25 Croscarmellose sodium, Pluronic F68 and silicon dioxide⁽³⁾ are added to the milled mixture and mixed further for 10 minutes. A premix was made with the magnesium stearate⁽⁴⁾ and an equal portion of the mixture. The premix was added to the remainder of the mixture and mixed for 5 minutes. The mixture was encapsulated in hard shell gelatin capsule.

30

EXAMPLE 22 and 23

Capsule Formulation

	<u>Composition</u>	<u>22</u> <u>mg/capsule</u>	<u>23</u> <u>mg/capsule</u>	<u>% composition</u>
35	Molecular Dispersion from Example 11	400	200.0	80.0
	Silicon Dioxide NF ⁽¹⁾	3.75	1.875	0.75
	Magnesium Stearate NF ⁽²⁾	1.25	0.625	0.25
40	Croscarmellose Sodium NF	40.00	20.00	8.0
	Pluronic F68 NF	50.00	25.00	10
	Silicon Dioxide NF ⁽³⁾	3.75	1.875	0.75
	Magnesium Stearate NF ⁽⁴⁾	1.25	0.625	0.25
	TOTAL	500.00	250.00	
45	Capsule Size	No. 0	No. 2	

METHOD

The molecular dispersion from example 11, silicon dioxide⁽¹⁾ and magnesium stearate⁽²⁾ mixed in a suitable mixer for 10 minutes. The mixture is compacted using a suitable roller compactor and milled using a suitable mill fitted with 30 mesh screen. Croscarmellose sodium, Pluronic F68 and silicon dioxide⁽³⁾ are added to the milled mixture and mixed further for 10 minutes. A premix was made with the magnesium stearate⁽⁴⁾ and an equal portion of the mixture. The premix was added to the remainder of the mixture and mixed for 5 minutes. The mixture was encapsulated in hard shell gelatin capsule.

EXAMPLE 24 and 25

Chewable Tablet

		<u>24</u>	<u>25</u>	
	<u>Composition</u>	<u>mg/tablet</u>	<u>mg/tablet</u>	<u>% composition</u>
	Molecular Dispersion from Example 11	400	800	40
	Xylitol	585	1170	58.5
	Cherry flavor Concentrate (spray dried)	5	10	0.5
	FD&C Yellow No. 6 lake	5	10	0.5
	Magnesium Stearate	5	10	0.5
	TOTAL	1000	2000	

METHOD

Mix the molecular dispersion from example 11, xylitol in a suitable mixer for 10 minutes. Make a premix of flavor, color and a portion of the mixture, pass through 30 mesh screen. Add the premix to the remainder of the mixture and mix for an additional 10 minutes. Make a premix of the portion of the above mixture and magnesium stearate. Pass through 30 mesh screen. Add the premix to the balance of the mixture and mix for 5 minutes. The resulting mixture compressed into tablets using a tablet machine.

EXAMPLE 26

Preparation of Molecular Dispersion

	<u>Composition</u>	<u>g/batch</u>	<u>% composition</u>
5	Compound I	8.0	25
	Polyethylene Glycol 8000 NF	24.0	75
	Methylene Chloride	5000 mL	

Crystalline compound I and polyethylene glycol 8000 were dissolved in methylene
10 chloride and the solvent removed under the hood and then the residue was further dried
under a suitable vacuum. The residue was then reduced to fine particles by grinding. The
powder was then passed through a 30 mesh screen. The powder was found to be
amorphous by x-ray analysis.

15 EXAMPLE 27

Capsule Formulation

	<u>Composition</u>	<u>g/batch</u>	<u>% composition</u>
20	Molecular Dispersion from Example 26	400	84.2
	Pluronic F68 NF	25	5.2
	Croscarmellose Sodium NF	42.5	8.9
	Silicon Dioxide NF	5	1.1
	Magnesium Stearate NF	2.5	0.6
	Total	475	
25	Capsule Size	No. 0	

METHOD:

The molecular dispersion from example 26, the Pluronic F68, the croscarmellose
sodium and silicon dioxide were mixed in a suitable mixer for 10 minutes. A premix was
30 formed with the magnesium stearate and an equal portion of the mixture. The premix was
added to the mixture and the resulting mixture was mixed for an additional 5 minutes. The
mixture was encapsulated in No. 0 hard shell gelatin capsule.

The bioavailability of the compound of Formula I was extremely poor and
35 development of a solid dosage form by use of conventional excipients was unsuccessful.
Formulations containing the molecular dispersions of this invention were prepared and
compared to a control composition consisting of a suspension of the compound of Formula
I.

40 The relative bioavailability of suspensions of the crystalline form of the compound I
were prepared and compared to suspension of the amorphous form of compound I in both
fasted and fed male cynomolgus monkeys.

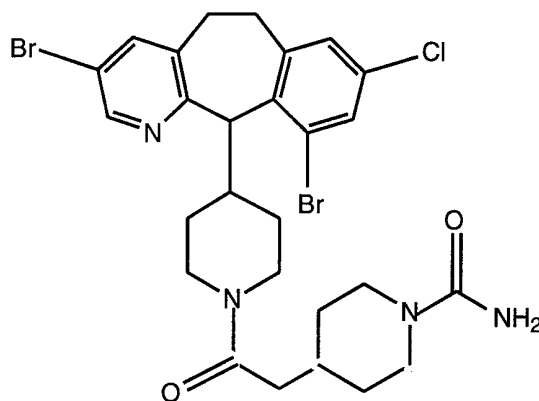
The relative bioavailability of suspensions containing crystalline compound I was 1.3% of the AUC and 2.7% of the C_{max} of the suspensions containing the amorphous form of compound I. In fed monkeys, the relative bioavailability of suspensions of the crystalline compound I was 3.6% of the AUC and 5.2% of the C_{max} of suspensions containing the amorphous form of compound I.

The relative bioavailability of formulations containing molecular dispersions of this invention were determined in fed monkeys using in comparison to suspensions containing amorphous compound I.

<u>Formulation Example</u>	<u>Bioavailability %</u>
No. 12	82
No. 13	70
No. 15	87
No. 16	65
No. 17	59
No. 18	58
No. 19	58

WE CLAIM:

1. A pharmaceutical composition comprising:
a molecular dispersion, said molecular dispersion comprising a compound
5 having the formula



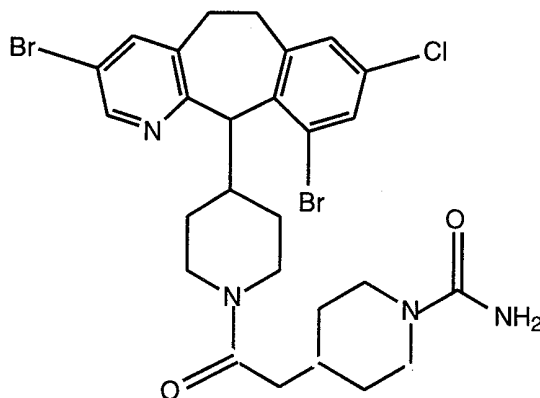
(+) - enantiomer

(I)

- molecularly dispersed in a polymer matrix.
2. The pharmaceutical composition of claim 1, wherein the polymer matrix comprises
10 a polymer that is water soluble.
3. The pharmaceutical composition of claim 2, wherein the polymer is selected from
the group consisting of: polyvinylpyrrolidone, hydroxypropyl methylcellulose,
hydroxypropyl-cellulose, and polyethylene glycol.
15
4. The pharmaceutical composition of claim 3, wherein the ratio of said compound to
said polymer is about 1: 0.5 to about 1:4.
5. The pharmaceutical composition of claim 4, wherein said polymer is
20 polyvinylpyrrolidone.
6. The pharmaceutical composition of claim 5 wherein the ratio of said compound to
said polymer is about 1:1 to about 1:3.
- 25 7. The pharmaceutical composition of claim 6 wherein the ratio of said compound to
said polymer is about 1:1.

8. A tablet comprising:

(A) about 50 to about 75 wt% of a molecular dispersion, said molecular dispersion comprising a compound having the formula



(+) - enantiomer

(I)

5 molecularly dispersed in a polymer matrix;

(B) about 5 to about 40 wt% of a disintegrant;

(C) about 0.1 to about 1 wt% of a lubricant;

(D) about 3 to about 15 wt% of a surfactant; and

(E) about 0.1 to about 1 wt% of a glidant.

10

9. The tablet of claim 8, wherein the polymer matrix comprises a polymer that is water soluble.

10. The tablet of claim 9, wherein the polymer is selected from the group consisting of:
15 polyvinylpyrrolidone, hydroxypropyl methylcellulose, hydroxypropyl-cellulose, and polyethylene glycol.

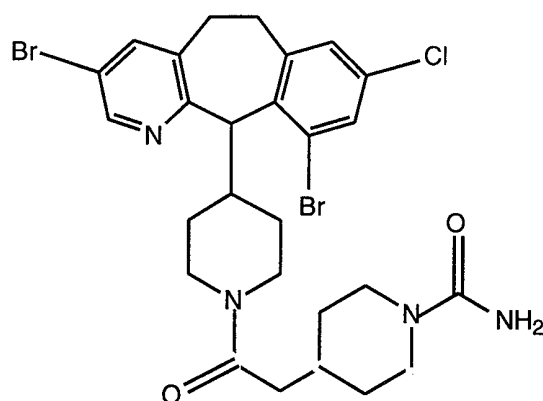
11. The tablet of claim 10, wherein the ratio of said compound to said polymer is about
1: 0.5 to about 1:4.

20

12. The tablet of claim 11, wherein said polymer is polyvinylpyrrolidone.

13. A capsule comprising:

(A) about 65 to about 90 wt% of a molecular dispersion, said molecular
25 dispersion comprising a compound having the formula



(+) - enantiomer

(I)

molecularly dispersed in a polymer matrix;

- (B) about 5 to about 20 wt% of a disintegrant;
 (C) about 0.2 to about 1 wt% of a lubricant;
 5 (D) about 3 to about 15 wt% of a surfactant; and
 (E) about 1 to about 3 wt% of a glidant.

14. The capsule of claim 13, wherein the polymer matrix comprises a polymer that is water soluble.

10

15. The capsule of claim 14, wherein the polymer is selected from the group consisting of: polyvinylpyrrolidone, hydroxypropyl methylcellulose, hydroxypropyl-cellulose, and polyethylene glycol.

15 16. The capsule of claim 15, wherein the ratio of said compound to said polymer is about 1: 0.5 to about 1:4.

17. The capsule of claim 16, wherein said polymer is polyvinylpyrrolidone.

INTERNATIONAL SEARCH REPORT

Int'l Application No
PCT/US 98/26218

A. CLASSIFICATION OF SUBJECT MATTER

IPC 6 A61K31/445 A61K9/14 A61K9/20 A61K9/48

According to International Patent Classification (IPC) or to both national classification and IPC

B. FIELDS SEARCHED

Minimum documentation searched (classification system followed by classification symbols)

IPC 6 A61K

Documentation searched other than minimum documentation to the extent that such documents are included in the fields searched

Electronic data base consulted during the international search (name of data base and, where practical, search terms used)

C. DOCUMENTS CONSIDERED TO BE RELEVANT

Category °	Citation of document, with indication, where appropriate, of the relevant passages	Relevant to claim No.
Y	WO 97 23478 A (SCHERING CORP) 3 July 1997 cited in the application see page 88-89; claim 6 ---	1-17
Y	A.T. FLORENCE AND D. ATTWOOD: "PHYSICOCHEMICAL PRINCIPLES OF PHARMACY" 1988, MACMILLAN PRESS LTD, LONDON, GB XP002096892 P.1-46; CHAPTER 2.9: Solid Dispersions ---	1-17
Y	EP 0 214 092 A (CIBA GEIGY AG) 11 March 1987 see page 2, line 18-23 ---	1-17
	-/--	

☒ Further documents are listed in the continuation of box C.

☒ Patent family members are listed in annex.

° Special categories of cited documents :

- "A" document defining the general state of the art which is not considered to be of particular relevance
- "E" earlier document but published on or after the international filing date
- "L" document which may throw doubts on priority claim(s) or which is cited to establish the publication date of another citation or other special reason (as specified)
- "O" document referring to an oral disclosure, use, exhibition or other means
- "P" document published prior to the international filing date but later than the priority date claimed

- "T" later document published after the international filing date or priority date and not in conflict with the application but cited to understand the principle or theory underlying the invention
- "X" document of particular relevance; the claimed invention cannot be considered novel or cannot be considered to involve an inventive step when the document is taken alone
- "Y" document of particular relevance; the claimed invention cannot be considered to involve an inventive step when the document is combined with one or more other such documents, such combination being obvious to a person skilled in the art.
- "&" document member of the same patent family

Date of the actual completion of the international search

17 March 1999

Date of mailing of the international search report

16/04/1999

Name and mailing address of the ISA

European Patent Office, P.B. 5818 Patentlaan 2
NL - 2280 HV Rijswijk
Tel. (+31-70) 340-2040, Tx. 31 651 epo nl,
Fax: (+31-70) 340-3016

Authorized officer

Herrera, S

INTERNATIONAL SEARCH REPORT

Int :ional Application No

PCT/US 98/26218

C.(Continuation) DOCUMENTS CONSIDERED TO BE RELEVANT

Category °	Citation of document, with indication, where appropriate, of the relevant passages	Relevant to claim No.
Y	<p>GB 1 560 406 A (SANDOZ LTD) 6 February 1980 see page 1, line 86 - page 2, line 3 see page 2, line 62-68 see page 1, line 73-77 see page 2, line 33-39 see claims 1-3</p> <p style="text-align: center;">---</p>	1-17
Y	<p>PATENT ABSTRACTS OF JAPAN vol. 096, no. 006, 28 June 1996 & JP 08 048632 A (KANEBO LTD), 20 February 1996 see abstract</p> <p style="text-align: center;">---</p>	1-17
P,X	<p>WO 98 00113 A (SCHERING CORP) 8 January 1998 see abstract</p> <p style="text-align: center;">---</p>	1-17
A	<p>LIU M ET AL: "Antitumor activity of SCH 66336, an orally bioavailable tricyclic inhibitor of farnesyl protein transferase, in huma tumor xenograft models and wap-ras transgenic mice." CANCER RESEARCH, (1998 NOV 1) 58 (21) 4947-56. JOURNAL CODE: CNF. ISSN: 0008-5472., XP002096891 United States</p> <p style="text-align: center;">-----</p>	1-17

INTERNATIONAL SEARCH REPORT

Information on patent family members

International Application No

PCT/US 98/26218

Patent document cited in search report	Publication date	Patent family member(s)	Publication date
WO 9723478 A	03-07-1997	AU 1331197 A	17-07-1997
		CA 2240846 A	03-07-1997
		CZ 9801938 A	14-10-1998
		NO 982878 A	24-08-1998
		PL 327312 A	07-12-1998
EP 0214092 A	11-03-1987	DK 377986 A	09-02-1987
		JP 62063519 A	20-03-1987
		US 4758427 A	19-07-1988
GB 1560406 A	06-02-1980	DE 2546577 A	21-04-1977
		AT 362510 B	25-05-1981
		AT 767976 A	15-10-1980
		AU 508628 B	27-03-1980
		AU 1875476 A	20-04-1978
		BE 847368 A	15-04-1977
		CA 1079641 A	17-06-1980
		CH 643737 A	29-06-1984
		CS 199647 B	31-07-1980
		DK 454176 A,B,	18-04-1977
		FI 762875 A	18-04-1977
		FR 2327764 A	13-05-1977
		GR 61268 A	17-10-1978
		HK 3183 A	20-01-1983
		IE 43778 B	20-05-1981
		JP 1221503 C	26-07-1984
		JP 52051014 A	23-04-1977
		JP 58054122 B	02-12-1983
		NL 7611295 A,B,	19-04-1977
		PT 65719 B	12-06-1978
		SE 430379 B	14-11-1983
		SE 7611189 A	18-04-1977
		SU 1165223 A	30-06-1985
		ZA 7606166 A	30-05-1978
WO 9800113 A	08-01-1998	AU 3483497 A	21-01-1998