

F. H. PRICE & A. S. CAMPBELL.  
Photographic Vignetting Device.

No. 199,466.

Patented Jan. 22, 1878.

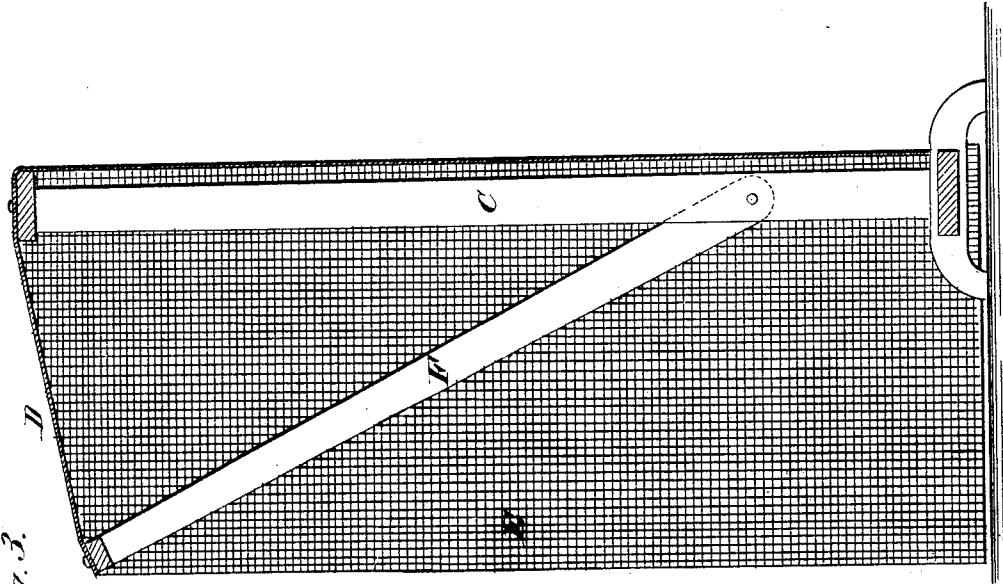


Fig. 3.

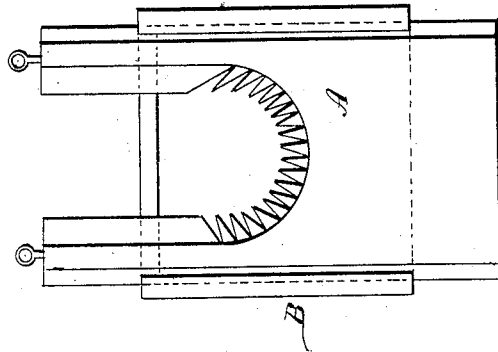


Fig. 1.

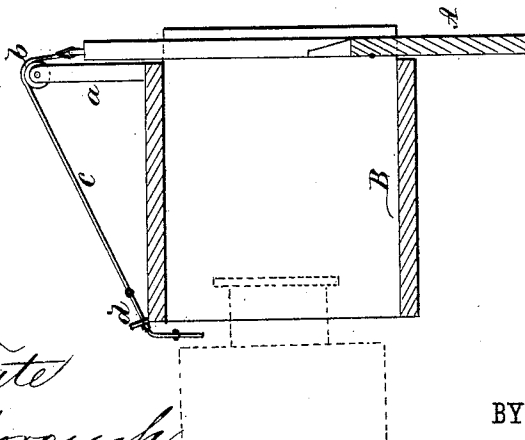


Fig. 2.

WITNESSES:

Edgar Tate  
J. A. Scarborough.

INVENTORS  
F. H. Price.  
A. S. Campbell  
BY Munn & Co.  
ATTORNEYS

# UNITED STATES PATENT OFFICE.

FRANCIS H. PRICE, OF IRVINGTON, AND ALFRED S. CAMPBELL, OF ELIZABETH, NEW JERSEY.

## IMPROVEMENT IN PHOTOGRAPHIC VIGNETTING DEVICES.

Specification forming part of Letters Patent No. **199,466**, dated January 22, 1878; application filed November 6, 1877.

*To all whom it may concern:*

Be it known that we, FRANCIS H. PRICE, of Irvington, in the county of Essex and State of New Jersey, and ALFRED S. CAMPBELL, of Elizabeth, in the county of Union, and State of New Jersey, have invented a new and Improved Process and Apparatus for Making Ivory Cameotypes, of which the following is a specification:

Figure 1 is a front elevation of a vignetting attachment. Fig. 2 is a vertical section taken on line *xx* in Fig. 1. Fig. 3 is a vertical transverse section of a background employed in connection with the vignetting attachment.

Similar letters of reference indicate corresponding parts.

Our invention relates to a process for making the style of photographic picture known as the "cameotype," and the apparatus for carrying out the process.

The invention consists in taking the negative, by means of an ordinary photographic camera, through a vignetting-shield which is inclosed and shaded, so that it will take perfectly black.

Referring to the drawing, A is a vignette-shield, which is provided with inwardly-projecting points of the usual description. This shield is fitted in ways at the front of the box B, and slides easily up or down.

Two standards, *a*, are attached to the top of the box, for supporting pulleys *b*. Cords *c* are attached to the upper end of the shield A and run over the pulleys *b*, and are attached to a single cord, *e*, which is knotted at short

intervals, and is received between two pins, *d*, at the back of the box. By means of this knotted cord the vignette-shield is supported at any desired height.

The box B is supported in front of the camera, and the camera-tube is allowed to project more or less into it, as indicated in dotted lines in Fig. 3.

The background, which is mounted on the frame C in the usual way, has a black face, and is shaded by a screen, D, across the top, and curtains E at the sides, which are supported by a frame, F, which is pivoted to the sides of the frame C, so that the screen and curtains may be folded up when required.

The subject sits in front of the shaded background, and the negative is taken through the shaded vignette-shield. The shading of the vignette-shield and the background insures perfect transparency in the background on the negative, by preventing the reflection of light from either of these surfaces. The background being transparent in the negative renders the background in the print perfectly black.

Having thus described our invention, we claim as new and desire to secure by Letters Patent—

An adjustable vignette-shield, in combination with a box for shading the same, as and for the purpose specified.

FRANCIS H. PRICE.  
ALFRED S. CAMPBELL.

Witnesses:

C. SEDGWICK,  
ALEX. F. ROBERTS.