



US00D860293S

(12) **United States Design Patent**
Lowell

(10) **Patent No.:** **US D860,293 S**

(45) **Date of Patent:** **** Sep. 17, 2019**

- (54) **IRIS DIAPHRAGM LENS CAP**
- (71) Applicant: **Seth Alan Lowell**, Macungie, PA (US)
- (72) Inventor: **Seth Alan Lowell**, Macungie, PA (US)
- (**) Term: **15 Years**
- (21) Appl. No.: **29/609,136**

- (22) Filed: **Jun. 28, 2017**
- (51) **LOC (12) Cl.** **16-05**
- (52) **U.S. Cl.**
USPC **D16/219**
- (58) **Field of Classification Search**
USPC D16/134, 136, 200, 202-205, 218, 219,
D16/235, 242; 348/373-376;
359/826-828; 396/529-532, 535,
396/539-541
CPC G03B 17/02; G03B 19/04; G03B 17/56;
G03B 17/04; G03B 15/03; G03B 17/14;
H04N 5/2251; H04N 5/2252; H04N
5/2253; H04N 5/2254; G02B 7/02; G02B
7/04; G02B 7/14
See application file for complete search history.

(56) **References Cited**
U.S. PATENT DOCUMENTS

- D412,922 S * 8/1999 Sekine D16/134
- D562,862 S * 2/2008 Yasutomi D16/134

- D562,863 S * 2/2008 Yasutomi D16/134
- 7,625,144 B2 * 12/2009 Kranz G02B 7/14
359/827
- D665,005 S * 8/2012 Asano D16/219
- D684,208 S * 6/2013 Lee D16/219
- D697,542 S * 1/2014 Kim D16/219
- D737,360 S * 8/2015 Jung D16/219
- D741,937 S * 10/2015 Park D16/219
- D763,942 S * 8/2016 Yoon D16/219
- D764,562 S * 8/2016 Kim D16/219
- D783,078 S * 4/2017 Kim D16/219
- D783,700 S * 4/2017 Tagawa D16/219

* cited by examiner

Primary Examiner — Ramzi S Almatrahi

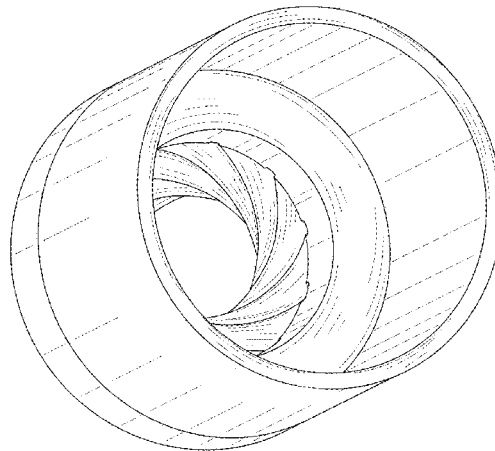
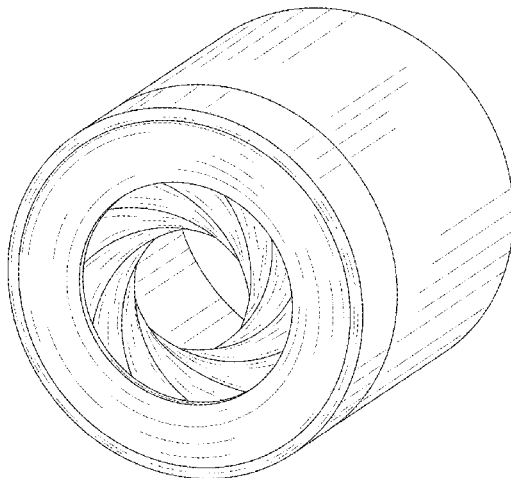
(57) **CLAIM**

The ornamental design for an iris diaphragm lens cap, as shown and described.

DESCRIPTION

- FIG. 1 is a front perspective view of an iris diaphragm lens cap;
- FIG. 2 is a top plan view thereof;
- FIG. 3 is a bottom plan view thereof;
- FIG. 4 is a right side elevational view thereof;
- FIG. 5 is a left side elevational view thereof;
- FIG. 6 is a front elevational view thereof;
- FIG. 7 is a rear elevational view thereof;
- FIG. 8 is a rear and right perspective view thereof; and,
- FIG. 9 is a rear and left perspective view thereof.

1 Claim, 9 Drawing Sheets



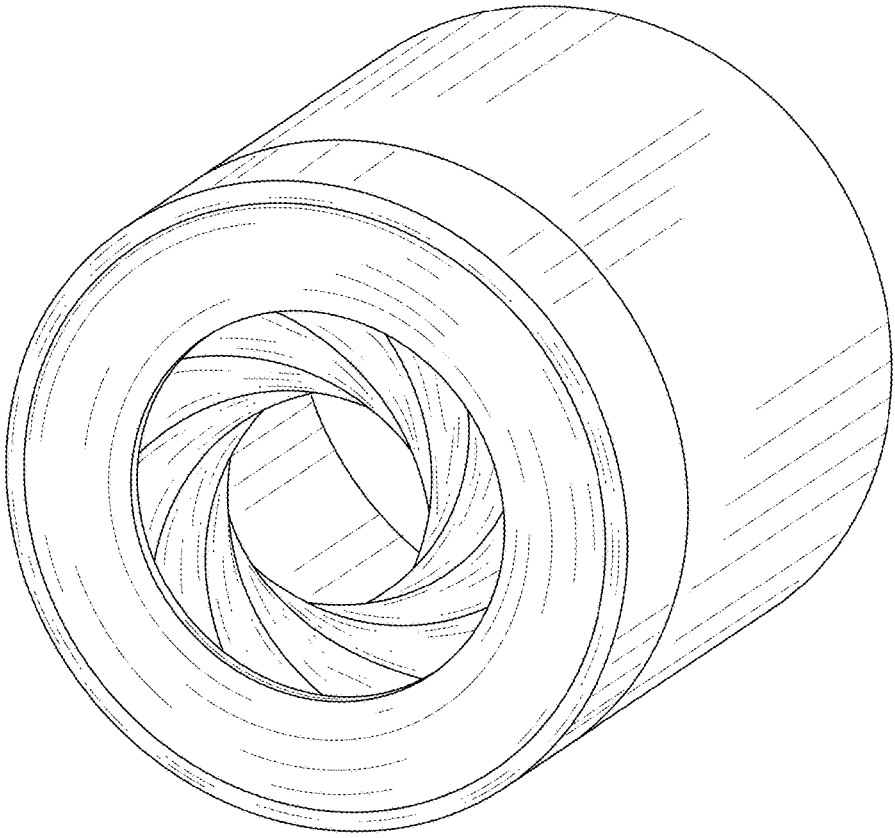


FIG. 1




FIG. 2




FIG. 3




FIG. 4




FIG. 5

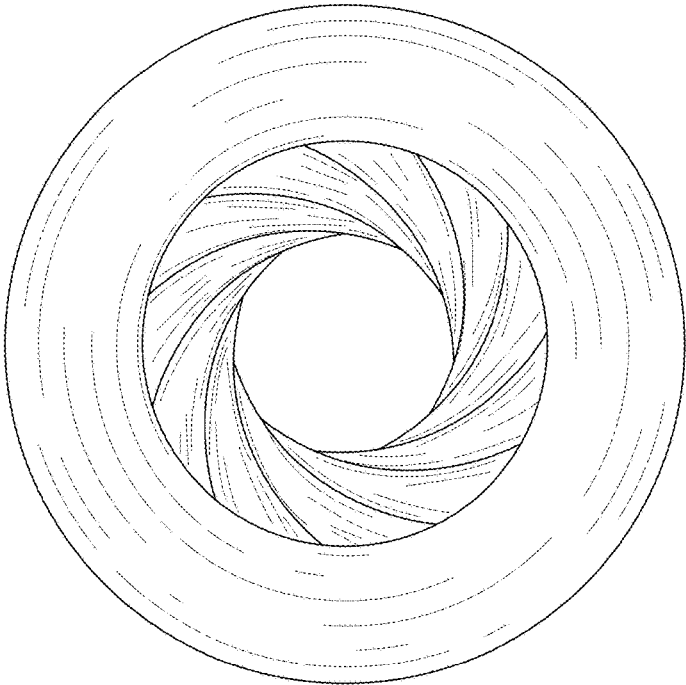


FIG. 6

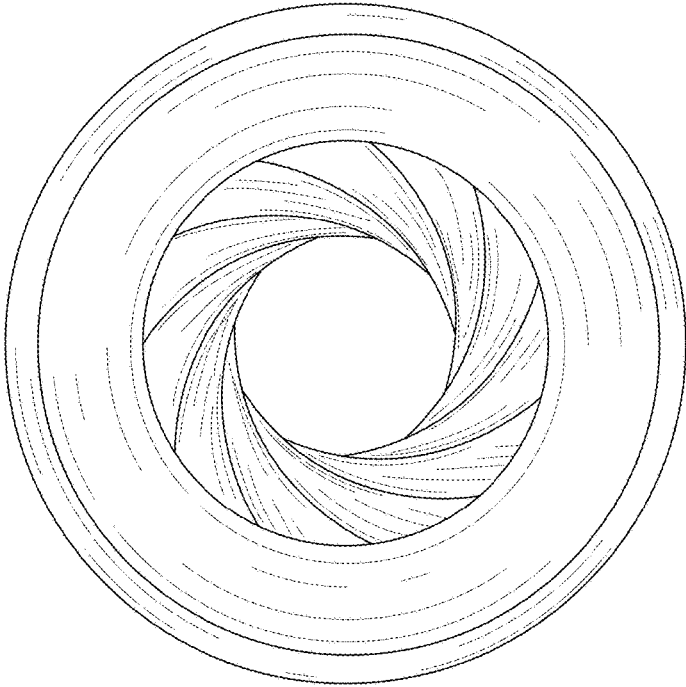


FIG. 7

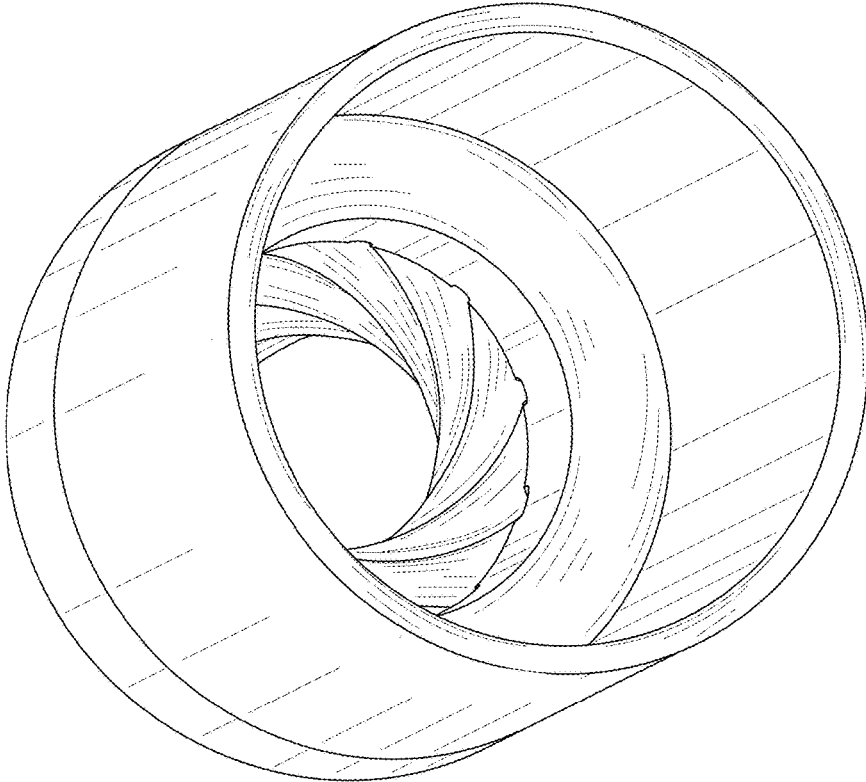


FIG. 8

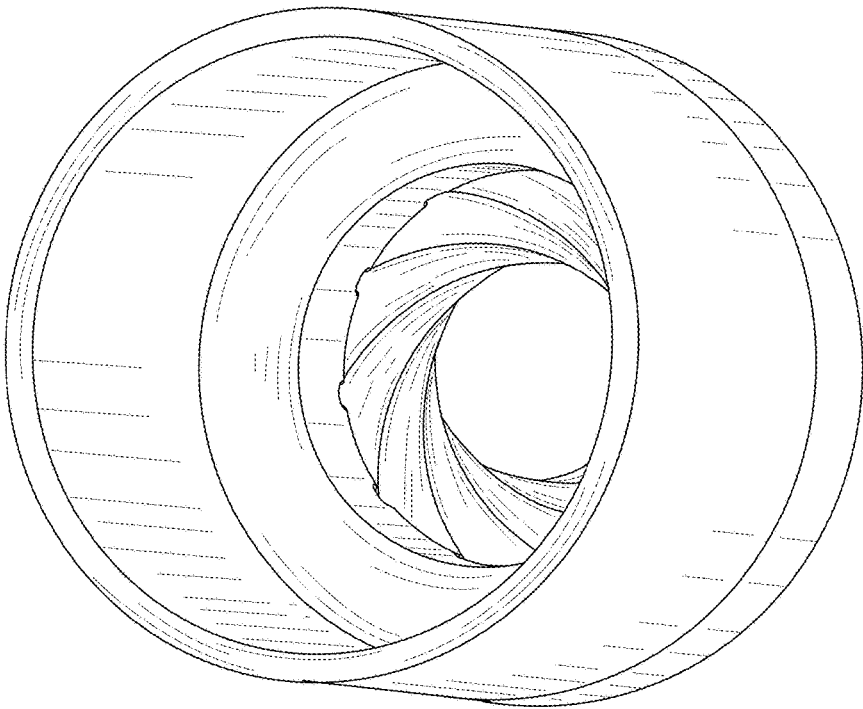


FIG. 9