



US00D425274S

**United States Patent** [19]  
**Kunkler**

[11] **Patent Number: Des. 425,274**  
[45] **Date of Patent: \*\* May 16, 2000**

[54] **HOUSING**  
[75] Inventor: **Jeffery Scott Kunkler**, Chicago, Ill.  
[73] Assignee: **The Procter & Gamble Company**,  
Cincinnati, Ohio  
[\*\*] Term: **14 Years**  
[21] Appl. No.: **29/097,133**  
[22] Filed: **Nov. 30, 1998**  
[51] **LOC (7) Cl.** ..... **08-99**  
[52] **U.S. Cl.** ..... **D32/35; D32/45**  
[58] **Field of Search** ..... **D32/35, 45; 15/246;**  
**141/20.5; 401/40-42, 137-140**

4,971,471	11/1990	Sloan	.....	401/203
5,092,699	3/1992	Silvenis	.....	401/21
5,244,124	9/1993	Raffo	.....	222/325
5,472,122	12/1995	Appleby	.....	222/212
5,636,402	6/1997	Kubo et al.	.....	15/98
5,735,959	4/1998	Kubo et al.	.....	118/663
5,888,006	3/1999	Ping et al.	.....	401/137

**FOREIGN PATENT DOCUMENTS**

65044	1/1990	Canada	.	
1 269 210	5/1990	Canada	.....	15/8
82685	12/1997	Canada	.	
83415	3/1998	Canada	.	
2225303	6/1998	Canada	.	

*Primary Examiner*—Alan P. Douglas  
*Assistant Examiner*—Lavone D. Tabor  
*Attorney, Agent, or Firm*—James C. Vago; Elizabeth M. Koch

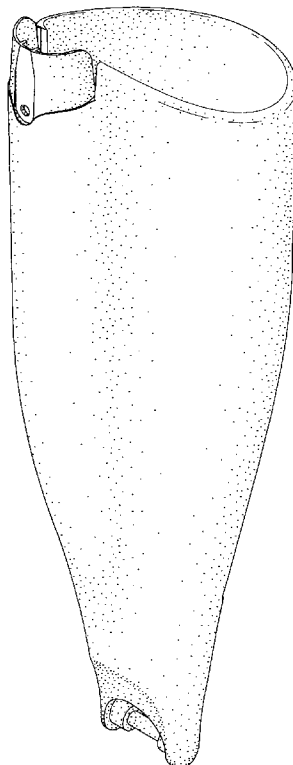
[56] **References Cited**  
**U.S. PATENT DOCUMENTS**  
D. 396,908 8/1998 Beechuk et al. .... D32/45  
D. 401,703 11/1998 Beechuk et al. .... D32/45  
1,715,632 6/1929 Wertheimer .  
2,053,282 9/1936 Gewalt .  
2,137,944 11/1938 MacLeod .  
2,187,671 1/1940 Suddarth .  
2,470,837 5/1949 Polson .  
2,618,799 11/1952 Barbato .  
3,094,152 6/1963 Kenny et al. .  
3,099,028 7/1963 Avdito .  
3,188,669 6/1965 Beardslee .  
3,278,974 10/1966 Nighswander .  
4,119,386 10/1978 Cushing ..... 401/138  
4,747,518 5/1988 Laauwe ..... 222/153.14  
4,863,299 9/1989 Osberghaus et al. .... 401/15

[57] **CLAIM**  
The ornamental design for a housing, as shown and described.

**DESCRIPTION**

FIG. 1 is a perspective view of a housing, embodying our new design;  
FIG. 2 is a top view thereof;  
FIG. 3 is a front elevational view thereof;  
FIG. 4 is a side elevational view with the opposite side being a mirror image thereof;  
FIG. 5 is a back elevational view thereof; and,  
FIG. 6 is a bottom view thereof.

**1 Claim, 2 Drawing Sheets**






Fig. 1

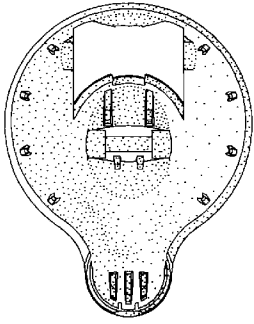


Fig. 2

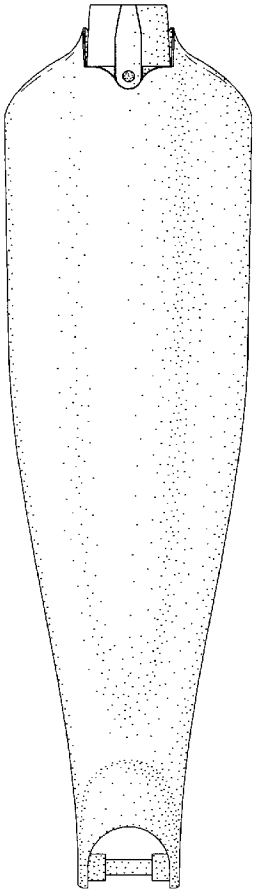


Fig. 3

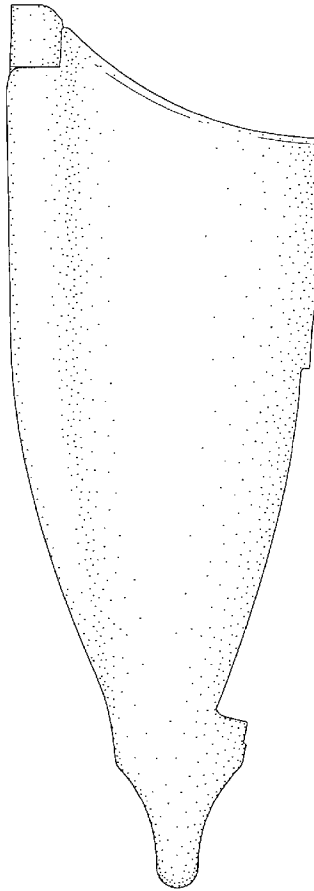


Fig. 4

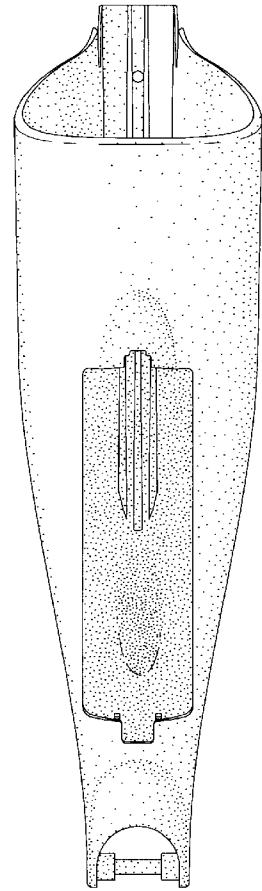


Fig. 5

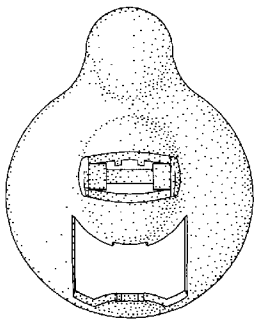


Fig. 6