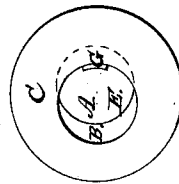
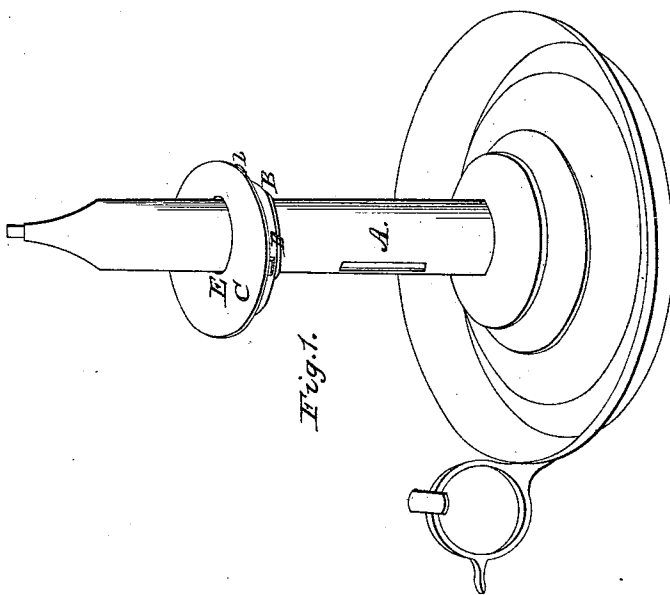
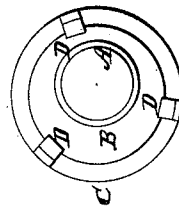
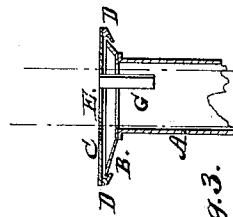
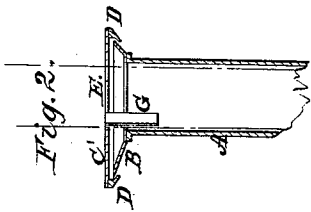


J. Manning,

Candlestick.

No. 7875.

Patented Jan. 1. 1851.



UNITED STATES PATENT OFFICE.

JAMES MANNING, OF MIDDLETOWN, CONNECTICUT.

CANDLESTICK.

Specification of Letters Patent No. 7,875, dated January 1, 1851.

To all whom it may concern:

Be it known that I, JAMES MANNING, of Middletown, in the county of Middlesex and State of Connecticut, have invented a new and Improved Candlestick for the Purpose of Holding Candles of Various Sizes Less than the Bore of the Tube; and I do hereby declare that the following is a full, clear, and exact description of the construction and operation of the same, reference being had to the annexed drawings, making a part of this specification, in which—

Figure (1) is a perspective view, Fig. (2) a vertical section of the eccentric flange and cap with a portion of the tube, said cap being in such a position as to allow the tube to receive a candle equal in diameter to the bore of the tube. Fig. (3) same view as Fig. 2 with the exception that the cap is turned in such a position that the candle inserted in the tube must be less in diameter than the bore of the tube. Fig. (4) is a top or birds eye view, showing the cap with its eccentric orifice, and also the orifice or bore of the tube underneath the cap, a portion of which is represented by dotted lines. Fig. (5) is an under view showing the tube, flange, cap and clasps or lips by which the cap is maintained in its proper position as is turned upon the flange.

Similar letters of reference indicate corresponding parts in each of the several figures.

The nature of my invention consists in attaching an eccentric flange to the upper part of the tube of the candlestick said flange having a circular cap which turns upon its upper surface and is kept in its proper position by means of clasps or lips which set over the edge of the flange. There is a circular orifice through the cap eccentric with its periphery and corresponding in size with the diameter of the bore of the tube. When the cap is placed in such a position so that its orifice is directly over the bore of the tube, a candle of the same diameter as the bore of the tube is admitted, but when the cap is turned from this position its orifice being eccentric with its periphery a portion of the tube is covered by the cap and its aperture consequently contracted. By this means candles of less diameter than the bore of the tube are held firmly in it. There is a guard attached to the cap which passes a short distance into the tube to prevent, the candle being cut by the edge of the orifice of the cap.

To enable others skilled in the art to make and use my invention I will proceed to describe its construction and operation.

(A) Figs. 1, 2, and 3, is the tube of the candle stick and, B, is the flange at the top of it. (C,) is the cap which turns upon the upper surface of the flange. (D, D, D) are the clasps or lips more particularly seen in Fig. 5, attached to the cap (C,) and setting over the edge of the flange, (B,) for the purpose of keeping the cap in its proper position. (E,) is the orifice through the cap eccentric with its periphery. (G,) is the guard attached to the cap on the edge of its orifice and passing down a short distance into the tube see Figs. 2 and 3, for the purpose of preventing the candle being cut by the edge of the orifice.

The candle-stick may be constructed of any of the metals or alloys used for similar purposes, and in any of the known forms.

Operation: The cap (C) being placed in the position as seen in Fig. 2, viz, the orifice (E) of the cap being directly over the bore of the tube (A,) a candle having the same diameter as the orifice (E,) and bore of the tube (A,) is admitted into it as seen by the red lines, but when the cap (C,) is turned and its orifice (E,) in the position as seen in Figs. 3 and 4, a portion of the bore of the tube (A,) is covered by the cap (C,) the entrance to the tube is thereby contracted and the candle to be admitted into the tube must be of proportionately less diameter. It will thus be seen that candles of less diameter than the bore of the tube may be firmly held by means of the eccentric flange (B,) and cap (C,) and the laceration or cutting of the candle by the edge of the orifice (E,) prevented by the guard (G,).

Having thus described the nature and operation of my invention, what I claim as new, and desire to secure by Letters Patent is—

The combination of the flange B, with the circular cap C, having its orifice E, eccentric with its periphery, and a guard G, operating in the manner and for the purpose as above described.

JAMES MANNING.

Witnesses:

ALVIN M. BIRDSEY,
JONATHAN BARNES.