

(19) AUSTRALIAN PATENT OFFICE

(54) Title
Taxol enhancer compounds

(51) ⁶ International Patent Classification(s)
C07C 327/56 A61P 035/00
A61K 031/337

(21) Application No: 2002354641 (22) Application Date: 2002.07.10

(87) WIPO No: W003/006428

(30) Priority Data

(31) Number	(32) Date	(33) Country
60/361,936	2002.03.06	US
60/304,252	2001.07.10	US
		7

(43) Publication Date : 2003.01.29

(43) Publication Journal Date : 2003.05.22

(71) Applicant(s)
Synta Pharmaceuticals Corp

(72) Inventor(s)
Ono, Mitsunori; Xia, Zhi-Qiang; Koya, Keizo; Sun,
Lijun; Chen, Shoujun; Tatsuta, Noriaki; Wu, Yaming

(74) Agent/Attorney
Davies Collison Cave, Level 15 1 Nicholson Street, MELBOURNE,
VIC, 3000

(12) INTERNATIONAL APPLICATION PUBLISHED UNDER THE PATENT COOPERATION TREATY (PCT)

(19) World Intellectual Property Organization
International Bureau



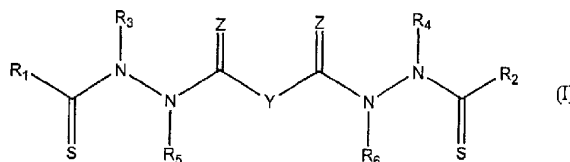
(43) International Publication Date
23 January 2003 (23.01.2003)

PCT

(10) International Publication Number
WO 03/006428 A1

- (51) International Patent Classification: C07C 327/56, A61K 31/337, A61P 35/00
Allen Street, Lexington, MA 02421 (US). **XIA, Zhi-Qiang** [JP/US]; 259 Colburn Street, Dedham, MA 02026 (US).
- (21) International Application Number: PCT/US02/21714
(74) Agents: **BROOK, David, E.** et al.; Hamilton, Brook, Smith & Reynolds, P.C., 530 Virginia Road, P.O. Box 9133, Concord, MA 01742-9133 (US).
- (22) International Filing Date: 10 July 2002 (10.07.2002)
(81) Designated States (national): AE, AG, AL, AM, AT, AU, AZ, BA, BB, BG, BR, BY, BZ, CA, CH, CN, CO, CR, CU, CZ, DE, DK, DM, DZ, EC, EE, ES, FI, GB, GD, GE, GH, GM, HR, HU, ID, IL, IN, IS, JP, KE, KG, KP, KR, KZ, LC, LK, LR, LS, LT, LU, LV, MA, MD, MG, MK, MN, MW, MX, MZ, NO, NZ, OM, PH, PL, PT, RO, RU, SD, SE, SG, SI, SK, SL, TJ, TM, TN, TR, TT, TZ, UA, UG, US, UZ, VN, YU, ZA, ZM, ZW.
- (25) Filing Language: English
(26) Publication Language: English
- (30) Priority Data:
60/304,252 10 July 2001 (10.07.2001) US
60/361,936 6 March 2002 (06.03.2002) US
- (71) Applicant (for all designated States except US): **SBR PHARMACEUTICALS CORP.** [US/US]; 45 Hartwell Avenue, Lexington, MA 02421 (US).
(72) Inventors; and
(75) Inventors/Applicants (for US only): **KOYA, Keizo** [JP/US]; 15 Kenwood Street, Brookline, MA 02446 (US). **SUN, Lijun** [CN/US]; 148 Depot Road, Harvard, MA 01451 (US). **CHEN, Shoujun** [CN/US]; 158 Concord Road, #K21, Billerica, MA 01821 (US). **TATSUTA, Noriaki** [JP/US]; 425 Woburn Street, No. 42, Lexington, MA 02420 (US). **WU, Yaming** [US/US]; 6 Scotland Road, Lexington, MA 02420 (US). **ONO, Mitsunori** [JP/US]; 68
- Published:**
with international search report
- For two-letter codes and other abbreviations, refer to the "Guidance Notes on Codes and Abbreviations" appearing at the beginning of each regular issue of the PCT Gazette.

(54) Title: TAXOL ENHANCER COMPOUNDS



(57) Abstract: One embodiment of the present invention is a compound represented by Structural Formula (I) wherein Y is a covalent bond of a substituted or unsubstituted straight chained hydrocarbyl group. In addition, Y, taken together with both $>C=Z$ groups to which it is bonded, is a substituted or unsubstituted aromatic group. Preferably, Y is a covalent bond or $-C(R_7R_8)-$. R_1 is an aliphatic group, a substituted aliphatic group, a non-aromatic heterocyclic group, or a substituted non-aromatic heterocyclic group. R_2-R_4 are independently -H, an aliphatic group, a substituted aliphatic group, a non-aromatic heterocyclic group, a substituted non-aromatic heterocyclic group, an aryl group or a substituted aryl group, or R_3 and R_2 taken together with the carbon and nitrogen atoms to which they are bonded, and/or R_2 and R_4 taken together with the carbon and nitrogen atoms to which they are bonded, form a non-aromatic heterocyclic ring optionally fused to an aromatic ring. R_5-R_6 are independently -H, an aliphatic group, a substituted aliphatic group, an aryl group or a substituted aryl group. R_7 and R_8 are each independently -H, an aliphatic or substituted aliphatic group, or R_7 is -H and R_8 is a substituted or unsubstituted aryl group, or R_7 and R_8 , taken together, are a C2-C6 substituted or unsubstituted alkylene group. Z is =O or =S. Also disclosed are pharmaceutical compositions comprising the compound of the present invention and a pharmaceutically acceptable carrier or diluent.

WO 03/006428 A1

TAXOL ENHANCER COMPOUNDS

RELATED APPLICATIONS

This application claims the benefit of U.S. Provisional Application No. 60/304,252, filed July 10, 2001, and U.S. Provisional Application Serial No. 60/361,936, filed March 6, 2002. The entire teachings of these two applications are incorporated herein by reference.

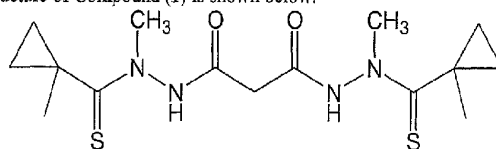
BACKGROUND OF THE INVENTION

Many new drugs are now available to be used by oncologists in treating patients with cancer. Often, tumors are more responsive to treatment when anti-cancer drugs are administered in combination to the patient than when the same drugs are administered individually and sequentially. One advantage of this approach is that the anti-cancer agents often act synergistically because the tumors cells are attacked simultaneously with agents having multiple modes of action. Thus, it is often possible to achieve more rapid reductions in tumor size by administering these drugs in combination. Another advantage of combination chemotherapy is that tumors are more likely to be eradicated completely and are less likely to develop resistance to the anti-cancer drugs being used to treat the patient.

One serious limitation of combination chemotherapy is that anti-cancer agents generally have severe side effects, even when administered individually. For example, the well known anti-cancer agent taxol causes neutropenia, neuropathy, mucositis, anemia, thrombocytopenia, bradycardia, diarrhea and nausea. Unfortunately, the toxicity of anti-cancer agents is generally additive when the drugs are administered in combination. As result, certain types of anti-cancer drugs are generally not combined. The combined toxic side-effects of those anti-cancer drugs that are administered simultaneously can place severe limitations on the quantities that can be used in combination. Often, it is not possible to use enough of the combination therapy to achieve the desired synergistic effects. Therefore, there is an urgent need for agents which can enhance the desirable tumor attacking properties of anti-cancer agents without further increasing their undesirable side-effects.

SUMMARY OF THE INVENTION

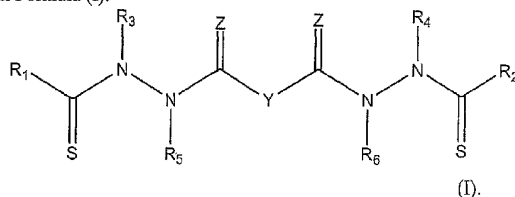
It has now been found that certain bis[thio-hydrazide amide] compounds significantly enhance the anti-cancer activity of taxol. For example, Compound (1) was used in combination with taxol (Paclitaxel) to treat tumors induced in nude mice from the human breast tumor cell line MDA-435. The tumor volume was about five fold less after 24 days of treatment in mice which had been administered 5 mg/kg of taxol and 25 mg/kg of Compound (1) than in mice which had only been administered 5 mg/kg of taxol or in mice which had only been administered 50 mg/kg of Compound (1) (Example 7). These results are shown graphically in Figure 1. The structure of Compound (1) is shown below:



Compound (1)

It has also been found that these bis[thio-hydrazide amide] compounds have minimal toxic side effects. For example, the mice treated with taxol and Compound (1) showed little if any weight loss over the treatment period (see Figure 2). Based on these results, novel compounds which enhance the anti-cancer activity of taxol, pharmaceutical compositions comprising these compounds and methods of treating a subject with cancer are disclosed herein.

One embodiment of the present invention is a compound represented by the Structural Formula (I):



Y is a covalent bond, a phenylene group or a substituted or unsubstituted straight chained hydrocarbyl group. In addition, Y, taken together with both >C=Z groups to which it is bonded, is a substituted or unsubstituted aromatic group. Preferably, Y is a covalent bond or -C(R₇R₈)-.

R₁ is an aliphatic group, a substituted aliphatic group, a non-aromatic heterocyclic group, or a substituted non-aromatic heterocyclic group.

R_2 - R_4 are independently -H, an aliphatic group, a substituted aliphatic group, a non-aromatic heterocyclic group, a substituted non-aromatic heterocyclic group, an aryl group or a substituted aryl group, or R_1 and R_3 taken together with the carbon and nitrogen atoms to which they are bonded, and/or R_2 and R_4 taken together with the carbon and nitrogen atoms to which they are bonded, form a non-aromatic heterocyclic ring optionally fused to an aromatic ring.

R_5 - R_6 are independently -H, an aliphatic group, a substituted aliphatic group, an aryl group or a substituted aryl group.

R_7 and R_8 are each independently -H, an aliphatic or substituted aliphatic group, or R_7 is -H and R_8 is a substituted or unsubstituted aryl group, or, R_7 and R_8 , taken together, are a C2-C6 substituted or unsubstituted alkylene group.

Z is =O or =S.

In one aspect, R_1 and R_2 in the compound represented by Structural Formula (I) are not both C1-C5 alkyl (preferably not both methyl) when Y is -C(R_7 R_8)- R_3 and R_4 are both phenyl and R_5 - R_8 are all -H.

Another embodiment of the present invention is a pharmaceutical composition comprising a pharmaceutically acceptable carrier or diluent and a compound represented by Structural Formula (I). Preferably, the pharmaceutical composition comprises an effective concentration of the compound.

Yet another embodiment of the present invention is a method of treating a subject with cancer. The method comprises administering to the subject an effective amount of taxol or a taxol analog and an effective amount of a compound represented by Structural Formula (I).

Use of a compound represented by Structural Formula (I) in the manufacture of a medicament for treating cancer by coadministration with taxol or a taxol analog.

The disclosed compounds increase the anti-cancer activity of taxol and taxol analogs. In addition, these compounds have minimal toxic side-effects. Consequently, it is possible to increase the effectiveness of taxol and analogs thereof when used in combination with the disclosed compounds, even when approaching the highest tolerated doses of taxol. Thus, it is expected that combination therapy with the compounds of the present invention will provide improved clinical outcomes for patients with cancers that are being treated with taxol. By co-administering the disclosed compounds with taxol, it is also possible to achieve the same therapeutic effectiveness previously achieved with higher doses of taxol, thereby reducing the side-effects and improving the quality of life for the patient.

BRIEF DESCRIPTION OF THE DRAWINGS

Figure 1 is a graph showing the average tumor volume in milliliters over time (in days) in nude mice treated with vehicle (●); Compound (1) (25 mg/kg) (◆); Paclitaxel (15 mg/kg) (■); or Compound (1) (25 mg/kg) and Paclitaxel (15 mg/kg) (□). The tumors were generated from the human breast tumor cell line MDA-435.

Figure 2 is a graph showing the percent weight change over time in nude mice treated with vehicle (●); Compound (1) (25 mg/kg) (◆); Paclitaxel (15 mg/kg) (■); or Compound (1) (25 mg/kg) and Paclitaxel (15 mg/kg) (□). The mice were being treated for tumors generated from the human breast tumor cell line MDA-435.

Figure 3 is the structure of taxol (Paclitaxel)

Figure 4 is the structure of taxotere (Docetaxol)

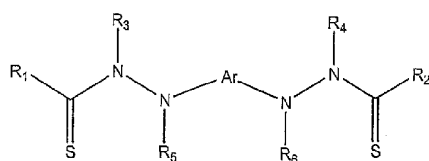
Figures 5-25 are each the structure of a taxol analog.

Figure 26 is the structure of a polymer comprising a taxol analog group pendent from the polymer backbone. The polymer is a terpolymer of the three monomer units shown.

DETAILED DESCRIPTION OF THE INVENTION

The present invention is directed to compounds represented by Structural Formula (I) and the use thereof as taxol enhancers in the treatment of cancer. In aspect, Y is a covalent bond or a substituted or unsubstituted straight chained hydrocarbyl group. In addition, Y, taken together with both >C=Z groups to which it is bonded, is a substituted or unsubstituted aromatic group (preferably, a covalent bond or -C(R₇R₈)-); and R₁ is an aliphatic group or a substituted aliphatic group, R₂-R₄ are independently -H, an aliphatic group, a substituted aliphatic group, an aryl group or a substituted aryl group, or R₁ and R₃ taken together with the carbon and nitrogen atoms to which they are bonded, and/or R₂ and R₄ taken together with the carbon and nitrogen atoms to which they are bonded, form a non-aromatic heterocyclic ring optionally fused to an aromatic ring. The remainder of the variables in Structural Formula (I) are as described above.

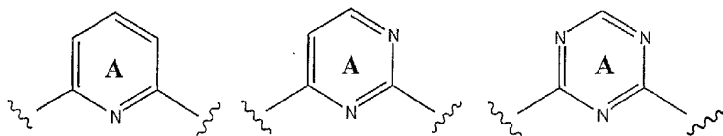
In a first preferred embodiment, Y in Structural Formula (I), taken together with both >C=Z groups to which it is bonded, is a substituted or unsubstituted arylene group and the compound is represented by Structural Formula (II):



(II).

R₁-R₆ in Structural Formula (II) are as described in Structural Formula (I).

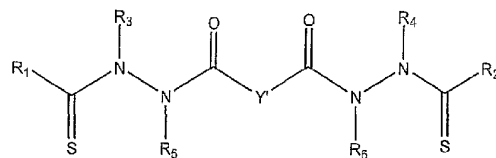
Ar is a substituted or unsubstituted arylene group. Preferably, Ar is a nitrogen-containing heteroarylene group. Examples are shown below:



Ring A is substituted or unsubstituted.

In a second preferred embodiment, Y in Structural Formula (I) is a covalent bond or a substituted or unsubstituted straight chained hydrocarbyl group. R₇ and R₈ are as described for Structural Formula (I). Preferably, Y is a covalent bond, -C(R₇R₈)-, -(CH₂CH₂)-, *trans*-(CH=CH)-, *cis*-(CH=CH)-, -(CC)- or a 1,4-phenylene group. Even more preferably, Y is a covalent bond or -C(R₇R₈)-.

In a third preferred embodiment, Y in Structural Formula (I) is a covalent bond or -C(R₇R₈)- and the compound of the present invention is represented by Structural Formula (III):

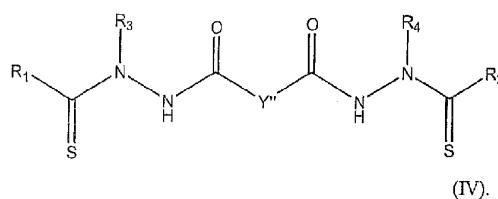


(III).

R₁-R₈ are as described for Structural Formula (I). Y' is a covalent bond or -C(R₇R₈)-. Preferably, R₇ and R₈ are both methyl; R₇ and R₈, taken together, are propylene or butylene; or R₇ is -H and R₈ is lower alkyl (preferably methyl), thienyl, phenyl or benzyl.

In one example of a compound represented by Structural Formula (III), at least one of R₁-R₂ is a substituted aliphatic group, an unsubstituted aliphatic group, a substituted non-aromatic heterocyclic group or an unsubstituted non-aromatic heterocyclic group. Preferably, R₅-R₈ are all -H. In another example of a compound represented by Structural Formula (III), at least one of R₁-R₂ is an unsubstituted cyclic aliphatic group, a substituted cyclic aliphatic group, a substituted straight chained or branched aliphatic group, a substituted non-aromatic heterocyclic group, or an unsubstituted non-aromatic heterocyclic group. In these two examples, R₃ and R₄ are preferably methyl.

In a more preferred embodiment, R₅-R₈ in Structural Formula (III) are -H and the compound is represented by Structural Formula (IV):



R₁-R₄ in Structural Formula (IV) are as described in Structural Formula (I). Y'' is a covalent bond or -CH₂-.

In a first example of a compound represented by Structural Formula (IV), R₃ and R₄ are both a substituted or unsubstituted aliphatic group, preferably both a substituted or unsubstituted lower alkyl group and more preferably both a methyl group or ethyl. When R₃ and R₄ in Structural Formula (IV) are both a substituted or unsubstituted aliphatic group, then: 1) R₁ and R₂ are preferably both a substituted or unsubstituted aliphatic group (preferably a substituted or unsubstituted alkyl group and more preferably a C3-C8 substituted or unsubstituted cyclic aliphatic group such as a substituted or unsubstituted cyclopropyl group); or 2) R₁ is preferably a substituted or unsubstituted aliphatic group (preferably a substituted or unsubstituted cyclic aliphatic group); and R₂ is preferably: i) a substituted or unsubstituted aryl group (e.g., a substituted or unsubstituted heteroaryl group or a substituted or unsubstituted phenyl group); or ii) a substituted or unsubstituted aliphatic group (preferably a substituted or unsubstituted C3-C8 cyclic aliphatic group).

In a second example of a compound represented by Structural Formula (IV), R₃ and R₄ are both a substituted or unsubstituted heteroaryl group. When R₃ and R₄ in Structural Formula (IV) are both a substituted or unsubstituted heteroaryl group, then: 1) R₁ and R₂ are preferably both a substituted or unsubstituted aliphatic group (preferably a substituted or unsubstituted alkyl group); or 2) R₁ is preferably a substituted or unsubstituted aliphatic group (preferably a substituted or unsubstituted C3-C8 cyclic aliphatic group); and R₂ is preferably: i) a substituted or unsubstituted aryl group (e.g., a substituted or unsubstituted heteroaryl group or a substituted or unsubstituted phenyl group; or ii) an substituted or unsubstituted aliphatic group (preferably a substituted or unsubstituted cyclic aliphatic group).

In a third example of a compound represented by Structural Formula (IV), R₃ and R₄ are both a substituted or unsubstituted phenyl group (e.g., a phenyl group substituted with at least one group other than an aliphatic group). When R₃ and R₄ in Structural Formula (IV) are both a substituted or unsubstituted phenyl group, then: 1) R₁ and R₂ are preferably both a substituted or unsubstituted aliphatic group (preferably a substituted or unsubstituted alkyl group and more preferably a C3-C8 substituted or unsubstituted cyclic aliphatic group such as a substituted or unsubstituted cyclopropyl group); or 2) R₁ is preferably a substituted or unsubstituted aliphatic group (preferably a substituted or unsubstituted cyclic aliphatic group); and R₂ is preferably: i) a substituted or unsubstituted aryl group (e.g., a substituted or unsubstituted heteroaryl group or a substituted or unsubstituted phenyl group; or ii) an substituted or unsubstituted aliphatic group (preferably a substituted or unsubstituted cyclic aliphatic group).

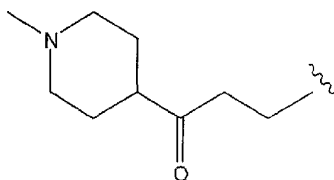
In a fourth example of a compound represented by Structural Formula (IV), R₁ and R₂ are both a substituted or unsubstituted aliphatic group, preferably both a substituted or unsubstituted lower alkyl group, including a C3-C8 cycloalkyl group substituted with at least one lower alkyl group (e.g., methyl, ethyl, *n*-propyl, *n*-butyl, *n*-pentyl, cyclopropyl, 1-methylcyclopropyl, 2-methylcyclopropyl, cyclobutyl, cyclopentyl, or cyclohexyl). When R₁ and R₂ in Structural Formula (IV) are both an aliphatic group or a substituted aliphatic group, then R₃ and R₄ are preferably both: 1) a substituted or unsubstituted aryl group (e.g., a substituted or unsubstituted heteroaryl group, a substituted or unsubstituted phenyl group, or a phenyl group with

at least one substituent other than an aliphatic group); or 2) a substituted or unsubstituted aliphatic group (preferably a substituted or unsubstituted alkyl group).

In a fifth example of a compound represented by Structural Formula (IV), R_1 and R_2 are both a substituted or unsubstituted cyclic aliphatic group, preferably both a substituted or unsubstituted cyclopropyl alkyl group.

In a sixth example of a compound represented by Structural Formula (IV), R_1 is a substituted or unsubstituted aliphatic group and R_2 is a substituted or unsubstituted aryl group.

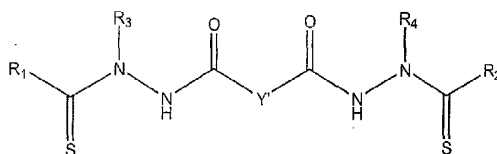
The following are specific examples of compounds represented by Structural Formula (IV): R_1 and R_2 are both methyl, and R_3 and R_4 are both *p*-CF₃-phenyl; R_1 and R_2 are both methyl, and R_3 and R_4 are both *o*-CH₃-phenyl; R_1 and R_2 are both -CH₂)₃COOH; and R_3 and R_4 are both phenyl; R_1 and R_2 are both represented by the



following structural formula:

, and R_3 and R_4 are both phenyl; R_1 and R_2 are both *n*-butyl, and R_3 and R_4 are both phenyl; R_1 and R_2 are both *n*-pentyl, R_3 and R_4 are both phenyl; R_1 and R_2 are both methyl, and R_3 and R_4 are both 2-pyridyl; R_1 and R_2 are both cyclohexyl, and R_3 and R_4 are both phenyl; R_1 and R_2 are both methyl, and R_3 and R_4 are both 2-ethylphenyl; R_1 and R_2 are both methyl, and R_3 and R_4 are both 2,6-dichlorophenyl; R_1 - R_4 are all methyl; R_1 and R_2 are both methyl, and R_3 and R_4 are both *t*-butyl; R_1 and R_2 are both ethyl, and R_3 and R_4 are both methyl; R_1 and R_2 are both *t*-butyl, and R_3 and R_4 are both methyl; R_1 and R_2 are both cyclopropyl, and R_3 and R_4 are both methyl; R_1 and R_2 are both cyclopropyl, and R_3 and R_4 are both ethyl; R_1 and R_2 are both 1-methylcyclopropyl, and R_3 and R_4 are both methyl; R_1 and R_2 are both 2-methylcyclopropyl, and R_3 and R_4 are both methyl; R_1 and R_2 are both 1-phenylcyclopropyl, and R_3 and R_4 are both methyl; R_1 and R_2 are both 2-phenylcyclopropyl, and R_3 and R_4 are both methyl; R_1 and R_2 are both cyclobutyl, and R_3 and R_4 are both methyl; R_1 and R_2 are both cyclopentyl, and R_3 and R_4 are both methyl; R_1 is cyclopropyl, R_2 is phenyl, and R_3 and R_4 are both methyl.

In a fourth preferred embodiment, Y in Structural Formula (I) is $-C(R_7R_8)-$ and R_5 and R_6 are both $-H$. When Y is a covalent bond or $-CR_7R_8-$ and R_5 and R_6 are both $-H$, the compound of the present invention is represented by Structural Formula (V):



(V).

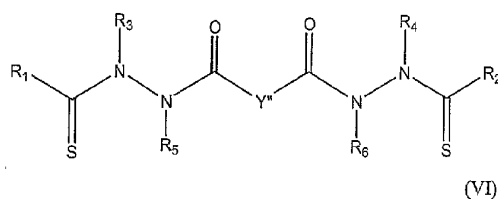
R_1 - R_4 , R_7 and R_8 are as described for Structural Formula (I) and Y' is a covalent bond or $-CR_7R_8-$. R_7 and R_8 are the same or different. Preferably, R_7 and R_8 are both methyl; R_7 and R_8 , taken together, are propylene or butylene; or R_7 is $-H$ and R_8 is lower alkyl (preferably methyl), thienyl, phenyl or benzyl.

In one example of a compound represented by Structural Formula (V), R_1 and R_2 are both a lower alkyl group or a substituted lower alkyl group and R_3 and R_4 are both an aryl group or a substituted aryl group. In another example of a compound represented by Structural Formula (V), R_1 and R_2 are both substituted or unsubstituted aliphatic groups and R_3 and R_4 are both a lower alkyl group or a substituted lower alkyl group; preferably, R_1 and R_2 are both substituted or unsubstituted alkyl groups (more preferably substituted or unsubstituted cyclic alkyl groups), R_3 and R_4 are both $-H$, methyl or ethyl, R_7 is $-H$ and R_8 is $-H$ or methyl. In yet another example of a compound represented by Structural Formula (V), R_1 and R_2 are both C3-C8 cyclic alkyl or substituted C3-C8 cyclic alkyl and R_3 and R_4 are both methyl, ethyl, phenyl, or thienyl (preferably, R_7 and R_8 are: 1) both methyl; 2) taken together, propylene or butylenes; or 3) R_7 is $-H$ and R_8 is lower alkyl, thienyl, phenyl or benzyl). In yet another example of a compound represented by Structural Formula (V), R_1 and R_2 are both a lower alkyl group or a substituted lower alkyl group and R_3 and R_4 are both methyl, ethyl or phenyl.

The following are specific examples of compounds represented by Structural Formula (V): R_1 and R_2 are both cyclopropyl; R_3 and R_4 are both methyl; R_7 and R_8 are both $-H$; R_1 and R_2 are both cyclopropyl; R_3 and R_4 are both ethyl; R_7 and R_8 are both $-H$; R_1 and R_2 are both cyclopropyl; R_3 and R_4 are both methyl; R_7 is methyl; R_8 is $-H$; R_1 and

R₂ are both 1-methylcyclopropyl; R₃ and R₄ are both methyl; Y^o is bond; R₁ and R₂ are both 1-methylcyclopropyl; R₃ and R₄ are both methyl; R₇ and R₈ are both -H; R₁ and R₂ are both 1-methylcyclopropyl; R₃ and R₄ are both methyl; R₇ is methyl and R₈ is -H; R₁ and R₂ are both 1-methylcyclopropyl; R₃ and R₄ are both methyl; R₇ is ethyl and R₈ is -H; R₁ and R₂ are both 1-methylcyclopropyl; R₃ and R₄ are both methyl; R₇ is *n*-propyl and R₈ is -H; R₁ and R₂ are both 1-methylcyclopropyl; R₃ and R₄ are both methyl; R₇ and R₈ are both methyl; R₁ and R₂ are both 1-methylcyclopropyl; R₃ and R₄ are both ethyl; R₇ and R₈ are both -H; R₁ and R₂ are both 1-methylcyclopropyl; R₃ is methyl, and R₄ is ethyl; R₇ and R₈ are both -H; R₁ and R₂ are both 2-methylcyclopropyl; R₃ and R₄ are both methyl; R₇ and R₈ are both -H; R₁ and R₂ are both 2-phenylcyclopropyl; R₃ and R₄ are both methyl; R₇ and R₈ are both -H; R₁ and R₂ are both 1-phenylcyclopropyl; R₃ and R₄ are both methyl; R₇ and R₈ are both -H; R₁ and R₂ are both cyclobutyl; R₃ and R₄ are both methyl; R₇ and R₈ are both -H; R₁ and R₂ are both cyclopentyl; R₃ and R₄ are both methyl; R₇ and R₈ are both -H; R₁ and R₂ are both cyclohexyl; R₃ and R₄ are both methyl; R₇ and R₈ are both -H; R₁ and R₂ are both cyclohexyl; R₃ and R₄ are both phenyl; R₇ and R₈ are both -H; R₁ and R₂ are both methyl; R₃ and R₄ are both methyl; R₇ and R₈ are both -H; R₁ and R₂ are both methyl; R₃ and R₄ are both *t*-butyl; R₇ and R₈ are both -H; R₁ and R₂ are both methyl; R₃ and R₄ are both phenyl; R₇ and R₈ are both -H; R₁ and R₂ are both *t*-butyl; R₃ and R₄ are both methyl; R₇ and R₈ are both -H; R₁ and R₂ are ethyl; R₃ and R₄ are both methyl; R₇ and R₈ are both -H; R₁ and R₂ are both *n*-propyl; R₃ and R₄ are both methyl; R₇ and R₈ are both -H;

In a fifth preferred embodiment, Y in Structural Formula (I) is a covalent bond or -CH₂-. When Y is a covalent bond or -CH₂-, the compound of the present invention is represented by Structural Formula (VI):



R₁-R₆ in Structural Formula (VI) are as described for Structural Formula (I). R₃ and R₆ are the same or different. Y^o is a covalent bond or -CH₂-.

In one example of a compound represented by Structural Formula (VI), R_5 and R_6 are both a lower alkyl group (preferably methyl) or a phenyl group. When R_5 and R_6 are both a lower alkyl group or a phenyl group, then R_1 and R_2 are preferably both lower alkyl or substituted lower alkyl and R_3 and R_4 are preferably both phenyl or substituted phenyl. Alternatively, when R_5 and R_6 are both a lower alkyl group or a phenyl group, R_1 and R_2 are both a lower alkyl group or a substituted lower alkyl group and R_3 and R_4 are both lower alkyl or substituted lower alkyl.

In Structural Formulas (I)-(VI), R_1 and R_2 are the same (e.g., R_1 and R_2 are both the same substituted or unsubstituted aliphatic group) or different (e.g., R_1 is a substituted or unsubstituted aliphatic group and R_2 is a substituted or unsubstituted aryl group); and/or R_3 and R_4 are the same or different. Preferably, R_1 and R_2 are the same, and R_3 and R_4 are the same.

A "straight chained hydrocarbyl group" is an alkylene group, i.e., $-(CH_2)_x-$, with one or more (preferably one) methylene groups optionally replaced with a linkage group. x is a positive integer (e.g., between 1 and about 10), preferably between 1 and about 6 and more preferably 1 or 2. A "linkage group" refers to a functional group which replaces a methylene in a straight chained hydrocarbyl. Examples of suitable linkage groups include a ketone $-(C(O)-)$, alkene, alkyne, phenylene, ether $-(O-)$, thioether $-(S-)$, or amine $[-N(R^a)]-$, wherein R^a is defined below. A preferred linkage group is $-C(R_7R_8)-$, wherein R_7 and R_8 are defined above. Suitable substituents for an alkylene group and a hydrocarbyl group are those which do not substantially interfere with the reactions described herein. R_7 and R_8 are preferred substituents for an alkylene or hydrocarbyl group.

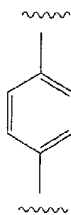
An aliphatic group is a straight chained, branched or cyclic non-aromatic hydrocarbon which is completely saturated or which contains one or more units of unsaturation. Typically, a straight chained or branched aliphatic group has from 1 to about 20 carbon atoms, preferably from 1 to about 10, and a cyclic aliphatic group has from 3 to about 10 carbon atoms, preferably from 3 to about 8. An aliphatic group is preferably a straight chained or branched alkyl group, e.g. methyl, ethyl, *n*-propyl, *iso*-propyl, *n*-butyl, *sec*-butyl, *tert*-butyl, pentyl, hexyl, pentyl or octyl, or a cycloalkyl group with 3 to about 8 carbon atoms, e.g. cyclopropyl, clobutyl, cyclopentyl, cyclohexyl, or cyclooctyl. A C1-C20 straight chained or branched alkyl group or a C3-C8 cyclic alkyl group is also referred to as a "lower alkyl" group.

Aromatic groups include carbocyclic aromatic groups such as phenyl, naphthyl, and anthracyl, and heteroaryl groups such as imidazolyl, thienyl, furanyl,

pyridyl, pyrimidy, pyranyl, pyrazolyl, pyrrolyl, pyrazinyl, thiazole, oxazolyl, and tetrazole.

Aromatic groups also include fused polycyclic aromatic ring systems in which a carbocyclic aromatic ring or heteroaryl ring is fused to one or more other heteroaryl rings. Examples include benzothienyl, benzofuranyl, indolyl, quinoliny, benzothiazole, benzooxazole, benzimidazole, quinoliny, isoquinoliny and isoindolyl.

The term "arylene" refers to an aryl group which is connected to the remainder of the molecule by two other bonds. By way of example, the structure of a 1,4-phenylene group is shown below:



Substituents for an arylene group are as described below for an aryl group.

Non-aromatic heterocyclic rings are non-aromatic carbocyclic rings which include one or more heteroatoms such as nitrogen, oxygen or sulfur in the ring. The ring can be five, six, seven or eight-membered. Examples include tetrahydrofuranyl, tetrahydrothiophenyl, morpholino, thiomorpholino, pyrrolidinyl, piperazinyl, piperidinyl, and thiazolidinyl.

The terms "lower alkoxy", "lower acyl", "(lower alkoxy)methyl" and "(lower alkyl)thiomethyl" mean to -O-(lower alkyl), -C(O)-(lower alkyl), -CH₂-O-(lower alkyl) and -CH₂-S-(lower alkyl), respectively. The terms "substituted lower alkoxy" and "substituted lower acyl" mean -O-(substituted lower alkyl) and -C(O)-(substituted lower alkyl), respectively.

Suitable substituents on an aliphatic group, non-aromatic heterocyclic group, benzylic or aryl group (carbocyclic and heteroaryl) are those which do not substantially interfere with the ability of the disclosed compounds to enhance the anti-cancer activity of taxol and analogs thereof. A substituent substantially interferes with the ability of a disclosed compound to enhance anti-cancer activity when the enhancement is reduced by more than about 50% in a compound with the substituent compared with a compound without the substituent. Examples of suitable substituents include -OH, halogen (-Br, -Cl, -I and -F), -OR^a, -O-COR^a, -

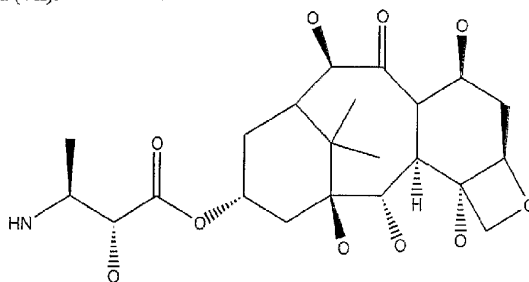
COR^a , $-\text{CN}$, $-\text{NO}_2$, $-\text{COOH}$, $-\text{SO}_3\text{H}$, $-\text{NH}_2$, $-\text{NHR}^a$, $-\text{N}(\text{R}^a\text{R}^b)$, $-\text{COOR}^a$, $-\text{CHO}$, $-\text{CONH}_2$, $-\text{CONHR}^a$, $-\text{CON}(\text{R}^a\text{R}^b)$, $-\text{NHCOR}^a$, $-\text{NRCOR}^a$, $-\text{NHCONH}_2$, $-\text{NHCONR}^a\text{H}$, $-\text{NHCON}(\text{R}^a\text{R}^b)$, $-\text{NR}^c\text{CONH}_2$, $-\text{NR}^c\text{CONR}^a\text{H}$, $-\text{NR}^c\text{CON}(\text{R}^a\text{R}^b)$, $-\text{C}(=\text{NH})-\text{NH}_2$, $-\text{C}(=\text{NH})-\text{NHR}^a$, $-\text{C}(=\text{NH})-\text{N}(\text{R}^a\text{R}^b)$, $-\text{C}(=\text{NR}^c)-\text{NH}_2$, $-\text{C}(=\text{NR}^c)-\text{NHR}^a$, $-\text{C}(=\text{NR}^c)-\text{N}(\text{R}^a\text{R}^b)$, $-\text{NH}-\text{C}(=\text{NH})-\text{NH}_2$, $-\text{NH}-\text{C}(=\text{NH})-\text{NHR}^a$, $-\text{NH}-\text{C}(=\text{NH})-\text{N}(\text{R}^a\text{R}^b)$, $-\text{NH}-\text{C}(=\text{NR}^c)-\text{NH}_2$, $-\text{NH}-\text{C}(=\text{NR}^c)-\text{NHR}^a$, $-\text{NH}-\text{C}(=\text{NR}^c)-\text{N}(\text{R}^a\text{R}^b)$, $-\text{NR}^d\text{H}-\text{C}(=\text{NH})-\text{NH}_2$, $-\text{NR}^d-\text{C}(=\text{NH})-\text{NHR}^a$, $-\text{NR}^d-\text{C}(=\text{NH})-\text{N}(\text{R}^a\text{R}^b)$, $-\text{NR}^d-\text{C}(=\text{NR}^c)-\text{NH}_2$, $-\text{NR}^d-\text{C}(=\text{NR}^c)-\text{NHR}^a$, $-\text{NR}^d-\text{C}(=\text{NR}^c)-\text{N}(\text{R}^a\text{R}^b)$, $-\text{NHNH}_2$, $-\text{NHNHR}^a$, $-\text{NHR}^a\text{R}^b$, $-\text{SO}_2\text{NH}_2$, $-\text{SO}_2\text{NHR}^a$, $-\text{SO}_2\text{NR}^a\text{R}^b$, $-\text{CH}=\text{CHR}^a$, $-\text{CH}=\text{CR}^a\text{R}^b$, $-\text{CR}^c=\text{CR}^a\text{R}^b$, $-\text{CR}^c=\text{CHR}^a$, $-\text{CR}^c=\text{CR}^a\text{R}^b$, $-\text{CCR}^a$, $-\text{SH}$, $-\text{SO}_k\text{R}^a$ (k is 0, 1 or 2) and $-\text{NH}-\text{C}(=\text{NH})-\text{NH}_2$. R^a - R^d are each independently an aliphatic, substituted aliphatic, benzyl, substituted benzyl, aromatic or substituted aromatic group, preferably an alkyl, benzylic or aryl group. In addition, $-\text{NR}^a\text{R}^d$, taken together, can also form a substituted or unsubstituted non-aromatic heterocyclic group. A non-aromatic heterocyclic group, benzylic group or aryl group can also have an aliphatic or substituted aliphatic group as a substituent. A substituted aliphatic group can also have a non-aromatic heterocyclic ring, a substituted a non-aromatic heterocyclic ring, benzyl, substituted benzyl, aryl or substituted aryl group as a substituent. A substituted aliphatic, non-aromatic heterocyclic group, substituted aryl, or substituted benzyl group can have more than one substituent.

Also included in the present invention are pharmaceutically or physiologically acceptable salts of the compounds described herein. The compound of the present invention which possess a sufficiently acidic, a sufficiently basic, or both functional groups, and accordingly can react with any of a number of inorganic bases, and inorganic and organic acids, to form a salt. Acids commonly employed to form acid addition salts are inorganic acids such as hydrochloric acid, hydrobromic acid, hydroiodic acid, sulfuric acid, phosphoric acid, and the like, and organic acids such as *p*-toluenesulfonic acid, methanesulfonic acid, oxalic acid, *p*-bromophenyl-sulfonic acid, carbonic acid, succinic acid, citric acid, benzoic acid, acetic acid, and the like. Examples of such salts include the sulfate, pyrosulfate, bisulfate, sulfite, bisulfite, phosphate, monohydrogenphosphate, dihydrogenphosphate, metaphosphate, pyrophosphate, chloride, bromide, iodide, acetate, propionate, decanoate, caprylate, acrylate, formate, isobutyrate, caproate, heptanoate, propiolate, oxalate, malonate, succinate, suberate, sebacate, fumarate, maleate, butyne-1,4-dioate, hexyne-1,6-dioate, benzoate, chlorobenzoate, methylbenzoate, dinitrobenzoate, hydroxybenzoate, methoxybenzoate, phthalate, sulfonate, xylenesulfonate, phenylacetate, phenylpropionate, phenylbutyrate, citrate, lactate, gamma-

hydroxybutyrate, glycolate, tartrate, methanesulfonate, propanesulfonate, naphthalene-1-sulfonate, naphthalene-2-sulfonate, mandelate, and the like.

Base addition salts include those derived from inorganic bases, such as ammonium or alkali or alkaline earth metal hydroxides, carbonates, bicarbonates, and the like. Such bases useful in preparing the salts of this invention thus include sodium hydroxide, potassium hydroxide, ammonium hydroxide, potassium carbonate, and the like.

Taxol, also referred to as "Paclitaxel", is a well-known anti-cancer drug which acts by inhibiting microtubule formation. Many analogs of taxol are known, including taxotere, the structure of which is shown in Figure 4. Taxotere is also referred to as "Docetaxol". The structure of other taxol analogs are shown in Figures 5-25. These compounds have the basic taxane skeleton as a common structure feature and have also been shown to have the ability to arrest cells in the G2-M phases due to stabilized microtubules. Thus, it is apparent from Figures 5-25 that a wide variety of substituents can decorate the taxane skeleton without adversely affecting biological activity. It is also apparent that zero, one or both of the cyclohexane rings of a taxol analog can have a double bond at the indicated positions. For clarity purposes, the basic taxane skeleton is shown below in Structural Formula (VII):

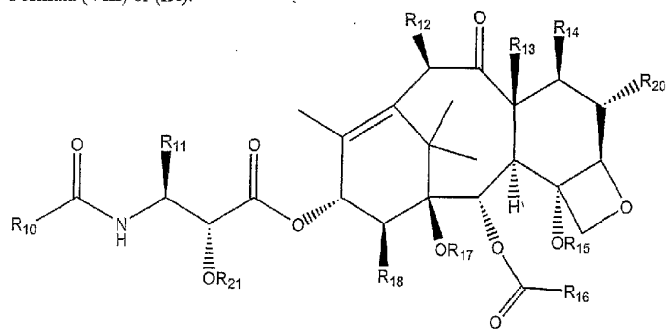


(VII).

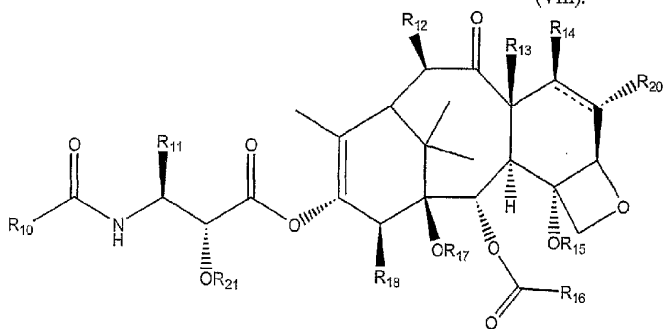
Double bonds have been omitted from the cyclohexane rings in the taxane skeleton represented by Structural Formula (VII). It is to be understood that the basic taxane skeleton can include zero or one double bond in one or both cyclohexane rings, as indicated in Figures 5-25 and Structural Formulas (VIII) and (IX) below. A number of atoms have also omitted from Structural Formula (VII) to indicate sites in which structural variation commonly occurs among taxol analogs. For example, substitution on the taxane skeleton with simply an oxygen atom indicates that

hydroxyl, acyl, alkoxy or other oxygen-bearing substituent is commonly found at the site. It is to be understood that these and other substitutions on the taxane skeleton can also be made without losing the ability to enhance and stabilize microtubule formation. Thus, the term "taxol analog" is defined herein to mean a compound which has the basic taxol skeleton and which promotes disassembly of microtubules.

Typically, the taxol analogs used herein are represented by Structural Formula (VIII) or (IX):



(VIII).



(IX).

R₁₀ is a lower alkyl group, a substituted lower alkyl group, a phenyl group, a substituted phenyl group, -SR₁₉, -NHR₁₉ or -OR₁₉.

R₁₁ is a lower alkyl group, a substituted lower alkyl group, an aryl group or a substituted aryl group.

R₁₂ is -H, -OH, lower alkyl, substituted lower alkyl, lower alkoxy, substituted lower alkoxy, -O-C(O)-(lower alkyl), -O-C(O)-(substituted lower alkyl), -O-CH₂-O-(lower alkyl) -S-CH₂-O-(lower alkyl).

R₁₃ is -H, -CH₃, or, taken together with R₁₄, -CH₂.

R₁₄ is -H, -OH, lower alkoxy, -O-C(O)-(lower alkyl), substituted lower alkoxy, -O-C(O)-(substituted lower alkyl), -O-CH₂-O-P(O)(OH)₂, -O-CH₂-O-(lower alkyl), -O-CH₂-S-(lower alkyl) or, taken together with R₂₀, a double bond.

R₁₅ -H, lower acyl, lower alkyl, substituted lower alkyl, alkoxymethyl, althiomethyl, -OC(O)-O(lower alkyl), -OC(O)-O(substituted lower alkyl), -OC(O)-NH(lower alkyl) or -OC(O)-NH(substituted lower alkyl).

R₁₆ is phenyl or substituted phenyl.

R₁₇ is -H, lower acyl, substituted lower acyl, lower alkyl, substituted, lower alkyl, (lower alkoxy)methyl or (lower alkyl)thiomethyl.

R₁₈ -H, -CH₃ or, taken together with R₁₇ and the carbon atoms to which R₁₇ and R₁₈ are bonded, a five or six membered a non-aromatic heterocyclic ring.

R₁₉ is a lower alkyl group, a substituted lower alkyl group, a phenyl group, a substituted phenyl group.

R₂₀ is -H or a halogen.

R₂₁ is -H, lower alkyl, substituted lower alkyl, lower acyl or substituted lower acyl.

Preferably, the variables in Structural Formulas (VIII) and (IX) are defined as follows: R₁₀ is phenyl, *tert*-butoxy, -S-CH₂-CH-(CH₃)₂, -S-CH(CH₃)₃, -S-(CH₂)₃CH₃, -O-CH(CH₃)₃, -NH-CH(CH₃)₃, -CH=C(CH₃)₂ or *para*-chlorophenyl; R₁₁ is phenyl, (CH₃)₂CHCH₂-, -2-furanyl, cyclopropyl or *para*-toluyl; R₁₂ is -H, -OH, CH₃CO- or -(CH₂)₂-*N*-morpholino; R₁₃ is methyl, or, R₁₃ and R₁₄, taken together, are -CH₂-;

R₁₄ is -H, -CH₂SCH₃ or -CH₂-O-P(O)(OH)₂; R₁₅ is CH₃CO-;

R₁₆ is phenyl; R₁₇ -H, or, R₁₇ and R₁₈, taken together, are -O-CO-O-;

R₁₈ is -H; R₂₀ is -H or -F; and R₂₁ is -H, -C(O)-CHBr-(CH₂)₁₃-CH₃ or -C(O)-(CH₂)₁₄-CH₃; -C(O)-CH₂-CH(OH)-COOH, -C(O)-CH₂-O-C(O)-CH₂CH(NH₂)-CONH₂, -C(O)-CH₂-O-CH₂CH₂OCH₃ or -C(O)-O-C(O)-CH₂CH₃.

A taxol analog can also be bonded to or be pendent from a pharmaceutically acceptable polymer, such as a polyacrylamide. One example of a polymer of this type is shown in Figure 26. The term "taxol analog", as it is used herein, includes such polymers.

The disclosed compounds are enhancers of the anti-cancer activity of taxol and taxol analogs. A compound enhances the anti-cancer activity of taxol or a taxol

analog when the activity of taxol or the taxol analog is greater when administered in combination with the compound than when administered alone. The degree of the increase in activity depends upon the amount of compound administered. The compounds of the present invention can therefore be used in combination with taxol or taxol analogs to treat subjects with cancers. Examples include colon cancer, pancreatic cancer, melanoma, renal cancer, sarcoma, breast cancer, ovarian cancer, lung cancer, stomach cancer, bladder cancer and cervical cancer.

A "subject" is a mammal, preferably a human, but can also be an animal in need of veterinary treatment, e.g., companion animals (e.g., dogs, cats, and the like), farm animals (e.g., cows, sheep, pigs, horses, and the like) and laboratory animals (e.g., rats, mice, guinea pigs, and the like).

In order to achieve an enhancement of the anti-cancer activity of taxol and taxol analogs, an effective amount of a compound of the present invention and an effective amount of taxol or analog of taxol are administered to the subject. With respect to taxol or an analog of taxol, an "effective amount" is a quantity in which anti-cancer effects are normally achieved. With respect to a compound of the present invention, an "effective amount" is the quantity in which a greater anti-cancer effect is achieved when the compound is co-administered with taxol or a taxol analog compared with when taxol or the taxol analog is administered alone. The compound and taxol (or taxol analog) can be co-administered to the subject as part of the same pharmaceutical composition or, alternatively, as separate pharmaceutical compositions. When administered as separate pharmaceutical compositions, the compound or the present invention and taxol (or taxol analog) can be administered simultaneously or at different times, provided that the enhancing effect of the compound is retained.

The amount of compound and taxol (or taxol analog) administered to the subject will depend on the type and severity of the disease or condition and on the characteristics of the subject, such as general health, age, sex, body weight and tolerance to drugs. It will also depend on the degree, severity and type of cancer. The skilled artisan will be able to determine appropriate dosages depending on these and other factors. Effective dosages for taxol and taxol analog are well known and typically range from between about 1 mg/mm² per day and about 1000 mg/mm² per day, preferably between about 10 mg/mm² per day and about 500 mg/mm² per day. Effective amounts of a compound of the present invention typically range between about 1 mg/mm² per day and about 10 grams/mm² per day, and preferably between 10 mg/mm² per day and about 5 grams/mm².

The disclosed compounds are administered by any suitable route, including, for example, orally in capsules, suspensions or tablets or by parenteral administration. Parenteral administration can include, for example, systemic administration, such as by intramuscular, intravenous, subcutaneous, or intraperitoneal injection. The compounds can also be administered orally (e.g., dietary), topically, by inhalation (e.g., intrabronchial, intranasal, oral inhalation or intranasal drops), or rectally, depending on the type of cancer to be treated. Oral or parenteral administration are preferred modes of administration. Suitable routes of administration of taxol and taxol analogs are well known in the art and include by parenteral administration, as described above for the compounds of the present invention. Suitable routes of administration for taxol and analogs thereof are well known and include *inter alia* parenteral and oral administration.

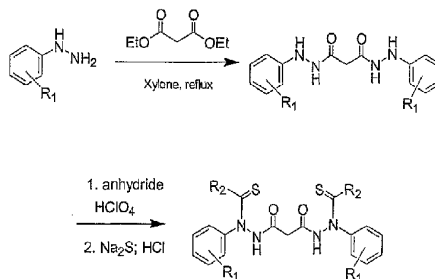
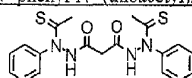
The disclosed compounds can be administered to the subject in conjunction with an acceptable pharmaceutical carrier as part of a pharmaceutical composition for treatment of cancer. Formulation of the compound to be administered will vary according to the route of administration selected (e.g., solution, emulsion, capsule). Suitable pharmaceutical carriers may contain inert ingredients which do not interact with the compound. Standard pharmaceutical formulation techniques can be employed, such as those described in Remington's Pharmaceutical Sciences, Mack Publishing Company, Easton, PA. Suitable pharmaceutical carriers for parenteral administration include, for example, sterile water, physiological saline, bacteriostatic saline (saline containing about 0.9% mg/ml benzyl alcohol), phosphate-buffered saline, Hank's solution, Ringer's-lactate and the like. Methods for encapsulating compositions (such as in a coating of hard gelatin or cyclodextrans) are known in the art (Baker, *et al.*, "Controlled Release of Biological Active Agents", John Wiley and Sons, 1986). Suitable formulations for taxol and taxol analogs are well known in the art.

The disclosed compounds can be prepared according to methods described in Examples 1-12 and also according to methods described in the co-pending US Provisional Application entitled SYNTHESIS OF TAXOL ENHANCERS, U.S. Provisional Application No. 60/304,318, filed July 10, 2001. The entire teachings of this application are incorporated herein by reference.

The present invention is illustrated by the following examples, which are not intended to be limiting in any way.

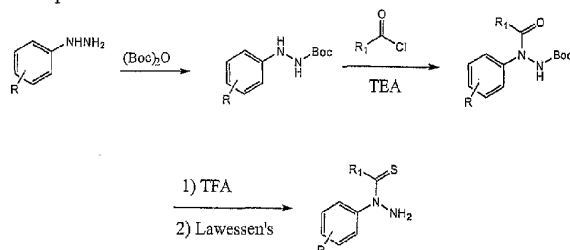
EXEMPLIFICATION

Example 1.

Preparation of N-Malonyl-bis[N'-phenyl-N'-(thioacetyl)hydrazide]

A mixture of phenylhydrazine (30 mL) and ethyl malonate (in xylene (150 mL) was heated to reflux overnight. The reaction was cooled to room temperature. The precipitates were collected via filtration and washed with ethanol to give N-malonyl-bis(N'-phenylhydrazide) as a white solid (14 g). The hydrazide (3.4 g) was suspended in acetic anhydride (30 mL) and cooled in an ice bath. To it was added dropwise perchloric acid (57% in water, 3 mL). The reaction mixture turned to clear solution initially and then quickly solidified. After standing at room temperature for 1 h, ether (50 mL) was added. The resulting slurry was filtered and washed with ether (2 x 100 mL) to give the perchlorate salts as a white solid (5.7 g). The salts were taken into acetone and added as a slurry over 5 min to Na₂S (0.6 M in water, 90 mL) stirred at room temperature. After 30 min, the reaction was acidified with HCl(c) to afford a yellow slurry. The solid was collected via filtration and washed with water (20 mL) and ether (2x25 mL) to give N-malonyl-bis[N'-phenyl-N'-(thioacetyl)hydrazide] as an off-white solid (3.6 g). ¹H NMR (DMSO-d₆): δ 11.5 (m, 2H); 7.5 (m, 10 H); 3.2 (m, 2H); 2.6 (s, 3H); 2.5 (s, 3H). MS calcd (400.1); Found: 423.1 (M+Na)⁺.

Example 2.

Preparation of Thio-cyclohexanoic acid N-phenylhydrazide

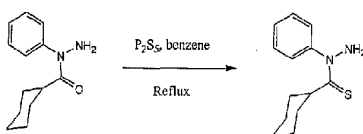
Phenyl hydrazine (5.4g, 50 mmol) was dissolved in dry dichloromethane (50 mL) in a 250 mL round bottom flask. Di-*tert*-butyl dicarbonate (10.9 g, 50 mmol) was then added with stirring at 0 °C. The resultant solution was then stirred under reflux for 3 h. Removal of the volatile components under reduced pressure afforded a colorless solid, which was washed with hexane and dried in vacuo. 10 g (yield 96%) of the product was obtained as a colorless solid, which can be used in the next step without further purification. 2.5 g (12 mmol) of this material was dissolved in dry pyridine (5 mL). Cyclohexanecarbonyl chloride (2.0 mL, 15 mmol) was then added slowly at 0 °C. The red solution was stirred at 0 °C for half an hour and the resultant yellow suspension was stirred at rt for 3 h before pouring into ice-H₂O (100 mL). The precipitate product was collected by filtration and washed thoroughly with H₂O. After one recrystallization from EtOH/H₂O, 3.63 g (95%) of N-phenyl-N-cyclohexyl-N'-*tert*-butoxycarbonylhydrazide was obtained as a white powder; mp 141-143 °C; ¹H NMR (CDCl₃) δ 0.9-2.3 (m, 11H), 1.4 (s, 9H), 6.9 (br, 1H), 7.4 (m, 5H) ppm.

To a solution of N-phenyl-N-cyclohexyl-N'-*tert*-butoxycarbonylhydrazide (1.1 g, 3.46 mmol) in dichloromethane (6 mL) was added trifluoroacetic acid (6 mL) at 0 °C. The resultant solution was stirred at 0 °C for half an hour. Volatile components were then removed under reduced pressure to afford a syrup, which was turned into a solid upon standing; this material was briefly mixed with cold 2 N NaOH (5 mL) for a few minutes at 0 °C. Solid product was then collected by filtration and recrystallized from hexane to afford cyclohexanoic acid N-phenylhydrazide (0.6 g, 80% yield) as a white powder; ¹H NMR (DMSO-d₆) δ 0.8-3.2 (m, 1H), 5.3 (s, 2H), 7.0-7.7 (m, 5H); ESMS calcd (C₁₃H₁₈N₂O): 218.3; found: 241.1 (M + Na)⁺.

A mixture of cyclohexanoic acid N-phenylhydrazide (0.25 g, 1.15 mmol) and Lawesson's Reagent (0.46 g, 1.15 mmol) in dry toluene (20 mL) was stirred under

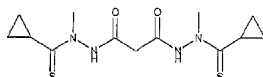
reflux for 1 h. After being cooled to room temperature, the mixture was filtered through a short column of silica gel (5 g) which was pre-washed with benzene. Removal of benzene afforded the crude product as a solid which was purified by column chromatography on silica gel using hexane/EtOAc (4 : 1 v/v) as eluant. 0.15g (60%) of thiocyclohexanoic acid N-phenylhydrazide was obtained as an off white solid. $^1\text{H NMR}$ (CDCl_3) δ 0.8-2.4 (m, 11H), 5.65 (br, 1H), 7.1-7.6 (m, 5H); ESMS calcd ($\text{C}_{13}\text{H}_{18}\text{N}_2\text{S}$): 234.1; found: 235.1 ($\text{M}+\text{H}$) $^+$.

Example 3.



To a stirred solution of cyclohexanoic acid N-phenylhydrazide (0.1 g, 0.45 mmol) in dry benzene (5 mL) was added P_2S_5 (0.2 g, 0.45 mol). The resultant suspension was heated to reflux for 3 h. After being cooled to room temperature, the mixture was diluted with benzene (5 mL) and was filtered through a short column of silica gel (2 g), washed with benzene and 2:1 hexane/EtOAc (15 mL each). The filtrate and washings were combined and concentrated to afford a solid. Crystallized from hexane to provide the intermediate thiocyclohexanoic acid N-phenylhydrazide as an off white solid; $^1\text{H NMR}$ (CDCl_3) δ 0.8-2.4 (m, 11H), 5.65 (br, 1H), 7.1-7.6 (m, 5H); ESMS calcd ($\text{C}_{13}\text{H}_{18}\text{N}_2\text{S}$): 234.1; found: 235.1 ($\text{M}+\text{H}$) $^+$.

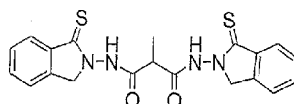
Example 4.



Cyclopropyl bromide (4.8g, 40 mmol) was added into 50 ml anhydrous THF solution containing magnesium powder (1.1g, 45 mmol), stirred for 30 min, and refluxed for another 30 min. After it was cooled, the clear reaction solution was added into carbon disulfide (4 ml, 67 mmol) at 0 °C, and stirred for 30 min at rt. The resulting mixture was then added into methylhydrazine (8 ml, 150mmol) at 0 °C, and stirred for another 2

hours. To this solution was added water (40 ml) and extracted with EtOAc (60 ml x 3). The organic solution was concentrated to minimum volume, and subjected to silica gel column chromatography (1:1 ethyl acetate: hexanes; ethyl acetate) to give thiocyclopropyl carboxylic acid N¹-methyl hydrazide (2.8 g, 55 %). ¹H NMR (300MHz, CDCl₃): δ 5.21 (br, 2H), 3.62 (s, 3H), 1.91 (m, 1H), 1.25 (m, 2H), 0.98 (m, 2H). ESMS cacl_d(C₅H₁₀N₂S): 130.1; found: 131.1 (M+H)⁺. To the hydrazide EtOAc solution (2.8 g, 22 mmol, 40ml) containing TEA (2.2g, 22mmol) was added malonyl chloride EtOAc solution (1.6g, 11mmol, 4ml) at 0 °C, and the reaction mixture was stirred at rt for 20 min. 20 ml water was added to quench the reaction, and the EtOAc layer was continuously washed twice with water (20 ml x 2). The EtOAc solution was concentrated to minimum volume, and subjected to silica gel column chromatography (eluant: 1:1-1:2 hexanes : ethyl acetate) to give SBR-11-5685 (2.1 g, yield: 60%). (2.1 g, yield: 60%). ¹H NMR (300MHz, CDCl₃): δ 10.01-8.95 (m, 2H), 3.78-3.41(m, 6H), 2.34-0.82 (m, 10H). ESMS cacl_d(C₁₃H₂₀N₄O₂S₂): 328.1; found: 327 (M-H)⁺.

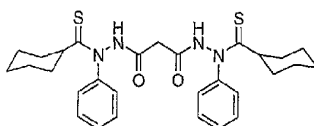
Example 5 - Preparation of 2-Methylmalonyl-bis(2-Amino-2,3-dihydro-isoindole-1-thione)



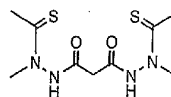
2-carboxybenzaldehyde (150 mg, 1mmol) and carbazic acid (132 mg, 1 mmol) in 40 ml methanol was stirred at room temperature for 4 h. To this solution was added Pd/C (60 mg, containing 50 % H₂O), the reaction was under H₂ atmosphere for 3 h. The reaction mixture was filtered, and the solvent was evaporated. The resulting residue was subjected to silica gel column chromatography. (eluent: 20% to 50 %, EtOAc in hexanes) to obtain 50 mg of product. ¹H NMR (300MHz, CDCl₃): δ 8.71-7.45 (m, 4H), 4.78 (s, 2H), 1.61(s, 9H). The resulting product was dissolved in CF₃COOH (5ml), stirred for 30 min. The CF₃COOH was evaporated, and the residue was subjected to silica gel column chromatography (eluent: 50% to 0%, hexanes in EtOAc) to give 2-amino-2,3-dihydro-isoindol-1-one (26mg) as a white solid. ¹H NMR (300MHz, CDCl₃): δ 7.85-7.39 (m, 4H), 4.54 (s, 2H). MS: 149 (M+H). Subsequent Lawesson's thiolation and DCC coupling with 2-methylmalonic acid under conditions described above afforded 2-methylmalonyl-bis(2-amino-2,3-dihydro-isoindole-1-thione) as a yellow powder. ¹H NMR (CDCl₃) δ

10.35 (s, 2H), 8.21-7.51(m, 8H), 5.15(s, 4H), 1.62 (s, 3H); ESMS caclcd (C₂₀H₁₈N₄O₂S₂): 410.09; found: 411.1 (M+H).

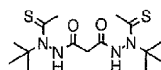
Example 6. The following compounds shown below were prepared by the procedures described above. Analytical data is provided for these compounds.



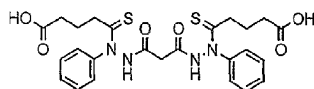
¹H NMR (DMSO-d₆) δ 0.9-1.8m, (22H), 3.1-3.5 (m, 2H), 7.2-7.6 (m, 10H), 11.1 – 11.7 (ms, 2H) ppm; ESMS caclcd (C₂₉H₃₆N₄O₂S₂):536.3; found: 537.3(M-H)⁺.



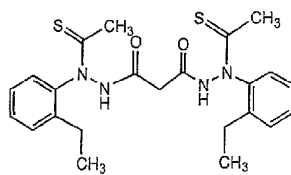
¹H NMR (CDCl₃): δ 3.6-3.4 (m, 8H), 2.7-2.5 (m, 6H); ESMS caclcd for C₉H₁₆N₄O₂S₂: 276.1; Found: 274.9 (M-H)⁺.



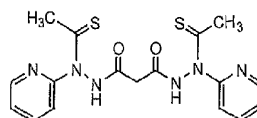
¹H NMR (CDCl₃): δ 2.63 (s, 2H); 2.18 (s, 6H); 1.25 (s, 18H). MS caclcd for C₁₅H₂₈N₄O₂S₂: 360.2; Found: 383.1 (M+Na)⁺.



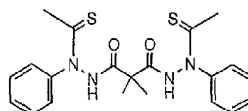
¹H NMR (CDCl₃): δ 7.3 (m, 10H); 3.2 (m, 2H); 2.45 (t, J=7.4 Hz, 4H); 2.21 (t, J=7.4 Hz, 4H); 1.90 (m, 8H). MS caclcd for C₂₅H₂₈N₄O₆S₂: 544.15; Found: 567.2 (M+Na)⁺.



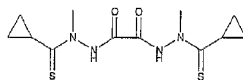
$^1\text{H NMR}$ (CDCl_3): δ 7.8-7.4 (br s, 8H), 3.75-3.5 (m, 2H), 3.95-3.8(m, 4H), 2.58 (s, 6H), 1.4 (m, 6H). ESMS calcd for $\text{C}_{23}\text{H}_{28}\text{N}_4\text{O}_2\text{S}_2$: 456.2; Found: 479.2 ($\text{M}+\text{Na}$).



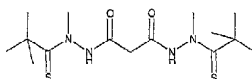
$^1\text{H NMR}$ (CDCl_3): δ 8.3-8.05 (m, 4H), 7.75 (t, $J=8.0$ Hz, 2H), 7.1 (br s, 2H), 3.74 (s, 2H), 2.38 (s, 6H). ESMS calcd for $\text{C}_{17}\text{H}_{18}\text{N}_6\text{O}_2\text{S}_2$: 402.1. Found: 403.1 ($\text{M}+\text{H}$) $^+$.



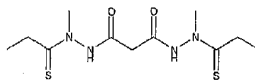
$^1\text{H NMR}$ (CDCl_3): δ 7.38 (m, 10 H), 2.40 (s, 6H), 1.5-1.6 (6H); ESMS calcd for $\text{C}_{21}\text{H}_{24}\text{N}_4\text{O}_2\text{S}_2$: 564.1; Found: 565.2 ($\text{M}+\text{H}$) $^+$.



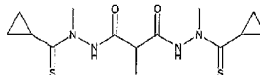
The method was the same as one used in synthesis of 4783, oxalyl chloride was used instead of malonyl dichloride. $^1\text{H NMR}$ (300MHz, DMSO): δ 11.95 (s, 2H), 7.48-7.07(m, 10H), 3.52(s, 6H). ESMS calcd($\text{C}_{18}\text{H}_{18}\text{N}_4\text{O}_2\text{S}_2$):386.09; found: 387 ($\text{M}+\text{H}$) $^+$.



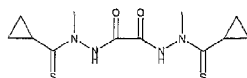
^1H NMR (300MHz, CDCl_3): δ 9.66-8.83 (m, 2H), 3.73-3.23(m, 6H), 2.10-1.20 (m, 20H). ESMS caclcd($\text{C}_{15}\text{H}_{28}\text{N}_4\text{O}_2\text{S}_2$):360.17; found: 359 (M-H) $^+$.



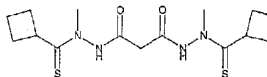
^1H NMR (300MHz, CDCl_3): δ 3.66-3.42(m, 6H), 2.84-2.58(m, 4H), 1.40-1.19(m, 6H). ESMS caclcd($\text{C}_{11}\text{H}_{20}\text{N}_4\text{O}_2\text{S}_2$):304.10; found: 303 (M-H) $^+$.



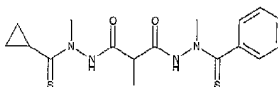
^1H NMR (300MHz, CDCl_3): δ 4.15-3.40(m, 6H), 2.00-1.01(m, 14H). ESMS caclcd($\text{C}_{14}\text{H}_{22}\text{N}_4\text{O}_2\text{S}_2$):342.12; found: 341 (M-H) $^+$.



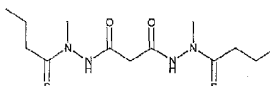
^1H NMR (300MHz, CDCl_3): δ 3.90-3.18(m, 6H), 2.11-0.91(m, 10H). ESMS caclcd($\text{C}_{12}\text{H}_{18}\text{N}_4\text{O}_2\text{S}_2$):314.09; found: 313 (M-H) $^+$.



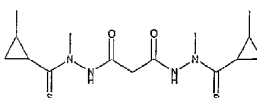
^1H NMR (300MHz, CDCl_3): δ 10.08-9.01(m, 2H), 3.68-3.20(m, 6H), 2.59-1.12(m, 16H). ESMS caclcd($\text{C}_{15}\text{H}_{24}\text{N}_4\text{O}_2\text{S}_2$):356.13; found: 355 (M-H) $^+$.



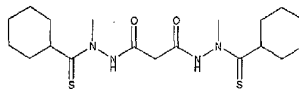
^1H NMR (300MHz, CDCl_3): δ 10.22-9.41(m, 2H), 7.48-7.20(m, 5H), 3.82-3.02(m, 6H), 2.38-0.82(m, 7H). ESMS caclcd($\text{C}_{16}\text{H}_{20}\text{N}_4\text{O}_2\text{S}_2$): 364.10; found: 363 (M-H) $^+$.



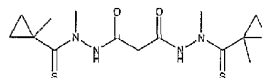
^1H NMR (300MHz, CDCl_3): δ 10.03-9.02(m, 2H), 3.71-3.42(m, 6H), 2.80-0.81(m, 16H). ESMS caclcd($\text{C}_{13}\text{H}_{24}\text{N}_4\text{O}_2\text{S}_2$): 332.13; found: 331 (M-H) $^+$.



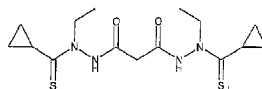
^1H NMR (300MHz, CDCl_3): δ 3.78-3.08(m, 6H), 1.90-0.81(m, 18H). ESMS calcd($\text{C}_{15}\text{H}_{24}\text{N}_4\text{O}_2\text{S}_2$): 356.13; found: 355 (M-H) $^+$.



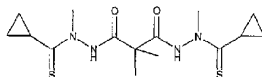
^1H NMR (300MHz, CDCl_3): δ 10.00-8.79(m, 2H), 3.65-3.07(m, 6H), 2.79-1.08(m, 24H). ESMS calcd($\text{C}_{19}\text{H}_{32}\text{N}_4\text{O}_2\text{S}_2$): 412.20; found: 411 (M-H) $^+$.



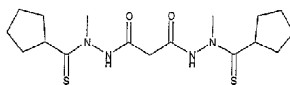
^1H NMR (300MHz, CDCl_3): δ 9.79(br, 2H), 3.79-3.41(m, 6H), 1.60-0.75(m, 18H). ESMS calcd($\text{C}_{15}\text{H}_{24}\text{N}_4\text{O}_2\text{S}_2$): 356.13; found: 355 (M-H) $^+$.



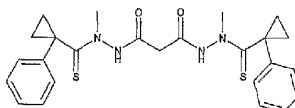
^1H NMR (300MHz, CDCl_3): δ 10.03-9.14(m, 2H), 4.21-3.39(m, 4H), 2.20-0.76(m, 18H). ESMS calcd($\text{C}_{15}\text{H}_{24}\text{N}_4\text{O}_2\text{S}_2$): 356.13; found: 355 (M-H) $^+$.



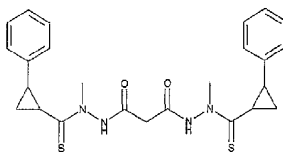
^1H NMR (300MHz, CDCl_3): δ 7.57(br, 2H), 3.72(s, 6H), 2.95(m, 6H), 1.96-0.81(m, 10H). ESMS calcd($\text{C}_{21}\text{H}_{36}\text{N}_4\text{O}_2\text{S}_2$): 440.13; found: 439 (M-H) $^+$.



^1H NMR (300MHz, CDCl_3): δ 10.09-8.95(m, 2H), 3.78-3.05(m, 6H), 2.04-1.22(m, 20H). ESMS calcd($\text{C}_{17}\text{H}_{28}\text{N}_4\text{O}_2\text{S}_2$): 384.17; found: 383 (M-H) $^+$.



^1H NMR (300MHz, CDCl_3): δ 10.09-8.51(m, 2H), 7.41-7.01(m, 10H), 3.62-3.02(m, 6H), 1.78-1.03(m, 10H). ESMS calcd($\text{C}_{25}\text{H}_{28}\text{N}_4\text{O}_2\text{S}_2$): 480.17; found: 479 (M-H) $^+$.



$^1\text{H NMR}$ (300MHz, CDCl_3): δ 10.09-8.81(m, 2H), 7.51-7.11(m, 10H), 3.80-3.06(m, 6H), 2.92-1.53(m, 10H). ESMS caclcd($\text{C}_{25}\text{H}_{28}\text{N}_4\text{O}_2\text{S}_2$): 480.17; found: 479 (M-H) $^+$.

Example 7

Compound (1) Enhances the Anti-Cancer Activity of Paclitaxel *in vivo* (Human xenograft model: Human Breast Carcinoma MDA-435 in nude mice)

General Procedure of *in vivo* Anti-Tumor Study

The *in vivo* anti-cancer enhancing effect of novel compounds was assessed in tumor bearing mice using the tumor growth inhibition assay. Tumor cells were implanted by injection of a tumor cell suspension subcutaneously in the flank of a mouse. Treatment of the tumor with an experimental compound and Paclitaxel began after the tumor had been established (volume was about 150 mm 3). Animal then begun a multiple injection schedule where the compound and Paclitaxel were given by IV route of administration. Tumors were measured two times a week. During the course of this assay, animals were monitored daily for signs of toxicity including body weight loss.

Detailed Procedure of MDA-435 (Human Breast Carcinoma) Anti-Tumor Study

A supplemented media was prepared from 50% DMEM/Dulbecco Modified Eagle Medium (High Glucose), 50% RPMI 1640, 10% FBS/Fetal Bovine Serum (Hybridoma Tested; Sterile Filtered), 1% L-Glutamine, 1% Penicillin-Streptomycin, 1% MEM Sodium Pyruvate and 1% MEM Non-Essential Amino Acids. FBS was obtained from Sigma Chemical Co. and other ingredients were obtained from Invitrogen Life Technologies, USA). The supplemental media was warmed to 37 $^\circ$ C and 50 ml of media was added to a 175 cm 2 tissue culture flask.

The cells used in the assay were MDA-435 Human Breast Carcinoma from the American Type Culture Collection. 1 vial of MDA-435 cells from the liquid nitrogen frozen cell stock was removed. The frozen vial of cells was immediately placed into a 37 $^\circ$ C water bath and gently swirled until thawed. The freeze-vial was wiped with 70% ethanol and cells were immediately pipetted into the 175 cm 2 tissue culture flask containing supplemented media. The cells were incubated overnight and the media was

removed and replaced with fresh supplemented media the next day. The flask was incubated until flask became about 90% confluent. This took anywhere from 5-7 days.

The flask was washed with 10 ml of sterile room temperature phosphate buffered saline (PBS). The cells were trypsinized by adding 5 ml of warmed Trypsin-EDTA (Invitrogen) to the flask of cells. The cells were then incubated for 2-3 minutes at 37° C until cells begun to detach from the surface of the flask. An equal volume of supplemented media (5 ml) was added to the flask. All the cells were collected into 50 ml tube, and centrifuged at 1000 RPM for 5 minutes at 20° C. The supernatant was aspirated and the cell pellet was resuspended in 10 ml of supplemented media and the cells were counted. 1-3 million cells/flask were seeded into 5-7 tissue culture flasks (175 cm²). Each flask contained 50 ml of supplemented media. The flasks were incubated until about 90% confluent. The passaging of the cells was repeated until enough cells have been grown for tumor implantation.

The above procedure for trypsinizing and centrifuging the cells were followed. The supernatant was aspirated and the cell pellet was resuspended in 10 ml of sterile PBS and the cells were counted. The cells were centrifuged and then resuspended with appropriate volume of sterile PBS for injection of correct number of cells needed for tumor implantation. In the case of MDA-435, 100 million cells were suspended with 2.0 ml of sterile PBS to a final concentration of 50 million cells/ml in order to inject 5 million cells in 0.1 ml/mouse.

Mice (CD-1 nu/nu) were obtained from Charles River Laboratories: nomenclature: CrI:CD-1-nuBR, Age: 6-8 weeks. The mice were allowed to acclimate for 1 week prior to their being used in an experimental procedure.

Implantation of the MDA-435 tumor cell suspension took place into the corpus adiposum of the female CD-1 nu/nu mouse. This fat body is located in the ventral abdominal viscera of the mouse. Tumor cells were implanted subcutaneously into the fat body located in the right quadrant of the abdomen at the juncture of the os coxae (pelvic bone) and the os femoris (femur). 5 million MDA-435 cells in 0.1 ml of sterile PBS were injected using 27 G (1/2 inch) needle. MDA-435 tumors developed 2-3 weeks after implantation.

Compound stock solutions were prepared by dissolving the compound in a 50:50 mixture of EtOH and Cremophor EL (Polyoxyl 35 Castor Oil, BASF, Germany). This stock solution in 50%EtOH / 50%CrEL was sonicated in an ultrasonic water bath until all the powder dissolved.

Preparation of Dosing Solution for Compound Administration: The compound stock solution was diluted 1:10 with D5W (5% Dextrose in Water, Abbott Laboratories, USA). : 1) 2.0 ml of 2.5 mg/ml dosing solution of Compound (1) was prepared by

diluting 0.2 ml of a 25 mg/ml Compound Stock solution with 1.8 ml of 100% D5W; and 2) a dosing solution comprising of 1.5 mg/ml of Paclitaxel (obtained from Sigma Chemical Co.) and 2.5 mg/ml of Compound (1) was obtained by mixing 0.2 ml of a 50%EtOH/ 50% CrEL stock solution containing 25 mg/ml of Compound (1) and 15 mg/ml of Paclitaxel with 1.8 ml of a 100% D5W solution. The final formulation for the dosing solution was 5% EtOH, 5% CrEL, 4.5 % Dextrose, and 85.5% water.

The Dosing Solution (Dosing Volume: 0.01 ml/gram = 10 ml/ kg) was injected intravenously into the mice bearing MDA-435 human breast tumor.

PROTOCOL

Mice: CD-1 nu/nu female (n=5/group)

Tumor: MDA-435 (Human breast carcinoma)

Implantation: 5×10^6 cells/mouse

Formulation: 5% Cremophor EL, 5% ethanol, and 4.5 % glucose water solution

Administration route: intravenous bolus injection

Dosing schedule: weekly x 4

Group	Drug Treatment (Dose)
1	Vehicle Only
2	Paclitaxel (15 mg/kg)
3	Compound (1) (25 mg/kg)
4	Paclitaxel (15 mg/kg) + Compound (1) (25 mg/kg)

RESULTS

Figure 1 shows the effects of Compound (1) on enhancing anti-tumor activity of Paclitaxel (Taxol). As can be seen from Figure 1, Compound (1) significantly enhanced anti-tumor activity of Paclitaxel on human breast tumor MDA-435 in nude mice. Figure 2 shows the effects of Compound (1) and Paclitaxel on the body weight of nude mice bearing MDA-435 human breast tumor. As can be seen from Figure 2, Compound (1) significantly enhanced anti-tumor activity of Paclitaxel without increasing toxicity.

While this invention has been particularly shown and described with references to preferred embodiments thereof, it will be understood by those skilled in the art that various changes in form and details may be made therein without departing from the scope of the invention encompassed by the appended claims.

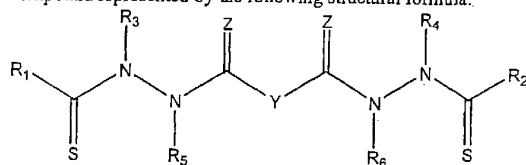
The reference to any prior art in this specification is not, and should not be taken as, an acknowledgment or any form of suggestion that that prior art forms part of the common general knowledge in Australia.

Throughout this specification and the claims which follow, unless the context requires otherwise, the word "comprise", and variations such as "comprises" and "comprising", will be understood to imply the inclusion of a stated integer or step or group of integers or steps but not the exclusion of any other integer or step or group of integers or steps.

THE CLAIMS DEFINING THE INVENTION ARE AS FOLLOWS:

What is claimed is:

1. A compound represented by the following structural formula:



or a pharmaceutically acceptable salt thereof, wherein:

Y is a covalent bond, phenylene group or a substituted or unsubstituted straight chained hydrocarbyl group, or, Y, taken together with both $>C=Z$ groups to which it is bonded, is a substituted or unsubstituted aromatic group;

R₁ is an aliphatic group, a substituted aliphatic group, a non-aromatic heterocyclic group, or a substituted non-aromatic heterocyclic group;

R₂-R₄ are independently -H, an aliphatic group, a substituted aliphatic group, a non-aromatic heterocyclic group, a substituted non-aromatic heterocyclic group, an aryl group or a substituted aryl group, or R₁ and R₃ taken together with the carbon and nitrogen atoms to which they are bonded, and/or R₂ and R₄ taken together with the carbon and nitrogen atoms to which they are bonded, form a non-aromatic heterocyclic ring optionally fused to an aromatic ring;

R₅-R₆ are independently -H, an aliphatic group, a substituted aliphatic group, an aryl group or a substituted aryl group; and

Z is =O or =S;

provided that when Y is -CH₂-, R₃ and R₄ are both phenyl and R₅-R₆ are all -H, then R₁ and R₂ are not both methyl.

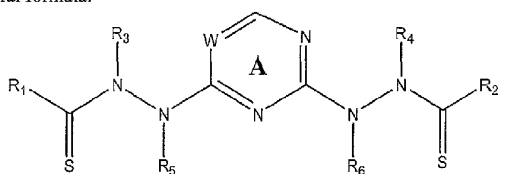
2. The compound of Claim 1 wherein:

Y is a covalent bond or a substituted or unsubstituted straight chained hydrocarbyl group, or, Y, taken together with both $>C=Z$ groups to which it is bonded, is a substituted or unsubstituted aromatic group;

R_1 is an aliphatic group or a substituted aliphatic group; and

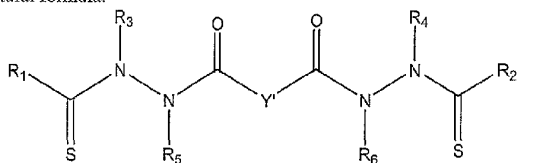
R_2 - R_4 are independently -H, an aliphatic group, a substituted aliphatic group, an aryl group or a substituted aryl group, or R_1 and R_3 taken together with the carbon and nitrogen atoms to which they are bonded, and/or R_2 and R_4 taken together with the carbon and nitrogen atoms to which they are bonded, form a non-aromatic heterocyclic ring optionally fused to an aromatic ring.

3. The compound of Claim 2 wherein Y, taken together with both $>C=Z$ groups to which it is bonded, is a substituted or unsubstituted arylene group.
4. The compound of Claim 3 wherein the compound is represented by the following structural formula:



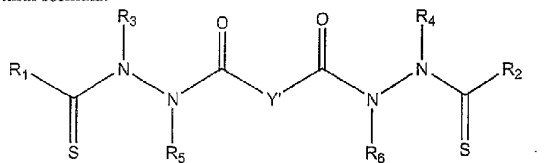
wherein Ring A is substituted or unsubstituted and W is -CH- or -N-.

5. The compound of Claim 2 wherein Y is a covalent bond or a substituted or unsubstituted straight chained hydrocarbyl group.
6. The compound of Claim 2 wherein the compound is represented by the following structural formula:



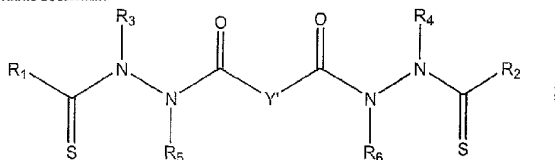
wherein Y' is a covalent bond or $-CR_7R_8-$ and R_7 and R_8 are each independently -H, an aliphatic or substituted aliphatic group, or R_7 is -H and R_8 is a substituted or unsubstituted aryl group, or, R_7 and R_8 , taken together, are a C2-C6 substituted or unsubstituted alkylene group.

7. The compound of Claim 1 wherein the compound is represented by the following structural formula:



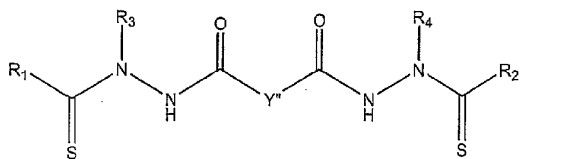
wherein Y' is a covalent bond or $-CR_7R_8-$, least one of R_1-R_2 is an aliphatic group, a substituted aliphatic group, a non-aromatic heterocyclic group, or a substituted non-aromatic heterocyclic group and R_5-R_8 are all $-H$.

8. The compound of Claim 1 wherein the compound is represented by the following structural formula:



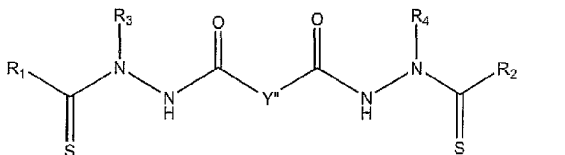
wherein Y' is a covalent bond or $-CR_7R_8-$, at least one of R_1-R_2 is an unsubstituted C3-C8 cyclic aliphatic group, a substituted C3-C8 cyclic aliphatic group, a substituted straight chained or branched aliphatic group, a substituted non-aromatic heterocyclic group, or an unsubstituted non-aromatic heterocyclic group and R_7 and R_8 are each independently $-H$, an aliphatic or substituted aliphatic group, or R_7 is $-H$ and R_8 is a substituted or unsubstituted aryl group, or, R_7 and R_8 , taken together, are a C2-C6 substituted or unsubstituted alkylene group.

9. The compound of Claim 8 wherein R_3 and R_4 are both methyl.
10. The compound of Claim 6 wherein the compound is represented by the following structural formula:



wherein Y'' is a covalent bond or -CH₂-.

11. The compound of Claim 10 wherein R₁ and R₂ are the same.
12. The compound of Claim 10 wherein the compound is represented by the following structural formula:



wherein Y'' is a covalent bond or -CH₂- and R₁ is a substituted or unsubstituted aliphatic group and R₂ is a substituted or unsubstituted aryl group.

13. The compound of Claim 10 wherein R₁ and R₂ are the same and R₃ and R₄ are the same.
14. The compound of Claim 13 wherein R₃ and R₄ are both a lower alkyl group or a substituted lower alkyl group.
15. The compound of Claim 14 wherein R₃ and R₄ are both a lower alkyl group substituted with one or more groups selected from -OH, -Br, -Cl, -I, -F, -OR^a, -O-COR^a, -COR^a, -CN, -NO₂, -COOH, -SO₃H, -NH₂, -NHR^a, -N(R^aR^b), -COOR^a, -CHO, -CONH₂, -CONHR^a, -CON(R^aR^b), -NHCOR^a, -NRCOR^a, -NHCONH₂, -NHCONR^aH, -NHCON(R^aR^b), -NR^cCONH₂, -NR^cCONR^aH, -NR^cCON(R^aR^b), -C(=NH)-NH₂, -C(=NH)-NHR^a, -C(=NH)-N(R^aR^b), -C(=NR^b)-NH₂, -C(=NR^b)-NHR^a, -C(=NR^b)-N(R^aR^b), -NH-C(=NH)-NH₂, -NH-C(=NH)-NHR^a, -NH-C(=NH)-N(R^aR^b), -NH-C(=NR^b)-NH₂, -NH-

C(=NR^c)-NHR^a, -NH-C(=NR^c)-N(R^aR^b), -NR^dH-C(=NH)-NH₂, -NR^d-C(=NH)-NHR^a, -NR^d-C(=NH)-N(R^aR^b), -NR^d-C(=NR^c)-NH₂, -NR^d-C(=NR^c)-NHR^a, -NR^d-C(=NR^c)-N(R^aR^b), -NHNH₂, -NHNHR^a, -NHR^aR^b, -SO₂NH₂, -SO₂NHR^a, -SO₂NR^aR^b, -CH=CHR^a, -CH=CR^aR^b, -CR^c=CR^aR^b, -CR^c=CHR^a, -CR^c=CR^aR^b, -CCR^a, -SH, -SR^a, -S(O)R^a, -S(O)₂R^a, non-aromatic heterocyclic group, substituted non-aromatic heterocyclic group, benzyl group, substituted benzyl group, aryl group or substituted aryl group wherein R^a-R^d are each independently an alkyl group, substituted alkyl group, benzyl, substituted benzyl, aromatic or substituted aromatic group, or, -NR^aR^d, taken together, can also form a substituted or unsubstituted non-aromatic heterocyclic group.

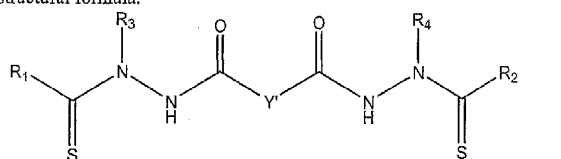
16. The compound of Claim 14 wherein R₃ and R₄ are both methyl or ethyl.
17. The compound of Claim 16 wherein R₁ and R₂ are both a substituted or unsubstituted aliphatic group.
18. The compound of Claim 17 wherein R₁ and R₂ are both a substituted or unsubstituted cyclic aliphatic group.
19. The compound of Claim 13 wherein R₃ and R₄ are both a heteroaryl group or a substituted heteroaryl group.
20. The compound of Claim 19 wherein R₁ and R₂ are both an aliphatic group or a substituted aliphatic group.
21. The compound of Claim 13 wherein R₃ and R₄ are both a substituted phenyl group.
22. The compound of Claim 21 wherein R₃ and R₄ are both a phenyl group substituted with at least one group other than an aliphatic group.
23. The compound of Claim 22 wherein R₁ and R₂ are both an aliphatic group or a substituted aliphatic group.
24. The compound of Claim 21 wherein R₃ and R₄ are both a phenyl group substituted with one or more groups selected from -OH, -Br, -Cl, -I, -F, -OR^a, -O-COR^a, -COR^a, -CN, -NO₂, -COOH, -SO₃H, -NH₂, -NHR^a, -N(R^aR^b), -COOR^a, -

CHO, -CONH₂, -CONH^aR, -CON(R^aR^b), -NHCOR^a, -NRCOR^a, -NHCONH₂, -NHCONR^aH, -NHCON(R^aR^b), -NR^cCONH₂, -NR^cCONR^aH, -NR^cCON(R^aR^b), -C(=NH)-NH₂, -C(=NH)-NHR^a, -C(=NH)-N(R^aR^b), -C(=NR^c)-NH₂, -C(=NR^c)-NHR^a, -C(=NR^c)-N(R^aR^b), -NH-C(=NH)-NH₂, -NH-C(=NH)-NHR^a, -NH-C(=NH)-N(R^aR^b), -NH-C(=NR^c)-NH₂, -NH-C(=NR^c)-NHR^a, -NH-C(=NR^c)-N(R^aR^b), -NR^dH-C(=NH)-NH₂, -NR^d-C(=NH)-NHR^a, -NR^d-C(=NH)-N(R^aR^b), -NR^d-C(=NR^c)-NH₂, -NR^d-C(=NR^c)-NHR^a, -NR^d-C(=NR^c)-N(R^aR^b), -NHNHR^a, -NHR^aR^b, -SO₂NH₂, -SO₂NHR^a, -SO₂NR^aR^b, -CH=CHR^a, -CII=CR^aR^b, -CR^c=CR^aR^b, -CR^c=CHR^a, -CR^c=CR^aR^b, -CCR^a, -SH, -SR^a, -S(O)R^a, -S(O)₂R^a, alkyl group, substituted alkyl group, non-aromatic heterocyclic group, substituted non-aromatic heterocyclic group, benzyl group, substituted benzyl group, aryl group or substituted aryl group wherein R^a-R^d are each independently an alkyl group, substituted alkyl group, benzyl, substituted benzyl, aromatic or substituted aromatic group, or, -NR^aR^d, taken together, can also form a substituted or unsubstituted non-aromatic heterocyclic group.

25. The compound of Claim 13 wherein R₁ and R₂ are both lower alkyl or a substituted lower alkyl groups.
26. The compound of Claim 25 wherein R₃ and R₄ are both a phenyl group substituted with at least one group other than an aliphatic group; R₃ and R₄ are both an alkyl group or substituted alkyl group; or R₃ and R₄ are both a heteroaryl or substituted heteroaryl group.
27. The compound of Claim 25 wherein R₁ and R₂ are both methyl, ethyl, *n*-propyl, *n*-butyl *n*-pentyl or cyclopropyl.
28. The compound of Claim 25 wherein R₁ and R₂ are both 1-methylcyclopropyl, 2-methylcyclopropyl, cyclobutyl, cyclopentyl, or cyclohexyl.
29. The compound of Claim 25 wherein R₁ and R₂ are both a C3-C8 cyclic alkyl group substituted with at least one lower alkyl group.
30. The compound of Claim 13 wherein R₁ and R₂ are both a substituted or unsubstituted C3-C8 cyclic aliphatic group.

31. The compound of Claim 30 wherein R_1 and R_2 are both a cyclopropyl group or a substituted cyclopropyl group.
32. The compound of Claim 30 wherein R_1 and R_2 are both a C3-C8 cyclic aliphatic group substituted with one or more groups selected from -OH, -Br, -Cl, -I, -F, -OR^a, -O-COR^a, -COR^a, -CN, -NO₂, -COOH, -SO₃H, -NH₂, -NHR^a, -N(R^aR^b), -COOR^a, -CHO, -CONH₂, -CONHR^a, -CON(R^aR^b), -NHCOR^a, -NRCOR^a, -NHCONH₂, -NHCONR^aH, -NHCON(R^aR^b), -NR^cCONH₂, -NR^cCONR^aH, -NR^cCON(R^aR^b), -C(=NH)-NH₂, -C(=NH)-NHR^a, -C(=NH)-N(R^aR^b), -C(=NR^c)-NH₂, -C(=NR^c)-NHR^a, -C(=NR^c)-N(R^aR^b), -NH-C(=NH)-NH₂, -NH-C(=NH)-NHR^a, -NH-C(=NH)-N(R^aR^b), -NH-C(=NR^c)-NH₂, -NH-C(=NR^c)-NHR^a, -NH-C(=NR^c)-N(R^aR^b), -NR^dH-C(=NH)-NH₂, -NR^d-C(=NH)-NHR^a, -NR^d-C(=NH)-N(R^aR^b), -NR^d-C(=NR^c)-NH₂, -NR^d-C(=NR^c)-NHR^a, -NR^d-C(=NR^c)-N(R^aR^b), -NHNH₂, -NHNHR^a, -NHR^aR^b, -SO₂NH₂, -SO₂NHR^a, -SO₂NR^aR^b, -CH=CHR^a, -CH=CR^aR^b, -CR^c=CR^aR^b, -CR^c=CHR^a, -CR^c=CR^aR^b, -CCR^a, -SH, -SR^a, -S(O)R^a, -S(O)₂R^a, alkyl group, substituted alkyl group, non-aromatic heterocyclic group, substituted non-aromatic heterocyclic group, benzyl group, substituted benzyl group, aryl group or substituted aryl group wherein R^a-R^d are each independently an alkyl group, substituted alkyl group, benzyl, substituted benzyl, aromatic or substituted aromatic group, or, -NR^aR^d, taken together, can also form a substituted or unsubstituted non-aromatic heterocyclic group.

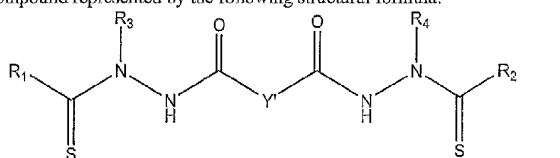
33. The compound of Claim 5 wherein the compound is represented by the following structural formula:



wherein Y' is a covalent bond or -CR₇R₈-.

34. The compound of Claim 33 wherein R₇ and R₈ are different.
35. The compound of Claim 33 where R₁ and R₂ are the same; and R₃ and R₄ are the same.

36. The compound of Claim 35 wherein R_1 and R_2 are both a lower alkyl group or a substituted lower alkyl group and R_3 and R_4 are both an methyl, ethyl, phenyl or thienyl.
37. The compound of Claim 36 wherein R_7 is -H and R_8 is lower alkyl, phenyl, thienyl or benzyl.
38. The compound of Claim 36 wherein R_1 and R_2 are both a C3-C8 cyclic aliphatic group substituted with one or more groups selected from -OH, -Br, -Cl, -I, -F, -OR^a, -O-COR^a, -COR^a, -CN, -NO₂, -COOH, -SO₃H, -NH₂, -NHR^a, -N(R^aR^b), -COOR^a, -CHO, -CONH₂, -CONHR^a, -CON(R^aR^b), -NHCOR^a, -NRCOR^a, -NHCONH₂, -NHCONR^aH, -NHCON(R^aR^b), -NR^cCONH₂, -NR^cCONR^aH, -NR^cCON(R^aR^b), -C(=NH)-NH₂, -C(=NH)-NHR^a, -C(=NH)-N(R^aR^b), -C(=NR^c)-NH₂, -C(=NR^c)-NHR^a, -C(=NR^c)-N(R^aR^b), -NH-C(=NH)-NH₂, -NH-C(=NH)-NHR^a, -NH-C(=NH)-N(R^aR^b), -NH-C(=NR^c)-NH₂, -NH-C(=NR^c)-NHR^a, -NH-C(=NR^c)-N(R^aR^b), -NR^dH-C(=NH)-NH₂, -NR^d-C(=NH)-NHR^a, -NR^d-C(=NH)-N(R^aR^b), -NR^d-C(=NR^c)-NH₂, -NR^d-C(=NR^c)-NHR^a, -NR^d-C(=NR^c)-N(R^aR^b), -NHNH₂, -NHNHR^a, -NHR^aR^b, -SO₂NH₂, -SO₂NHR^a, -SO₂NR^aR^b, -CH=CHR^a, -CH=CR^aR^b, -CR^c=CR^aR^b, -CR^c=CHR^a, -CR^c=CR^aR^b, -CCR^a, -SH, -SR^a, -S(O)R^a, -S(O)₂R^a, alkyl group, substituted alkyl group, non-aromatic heterocyclic group, substituted non-aromatic heterocyclic group, benzyl group, substituted benzyl group, aryl group or substituted aryl group wherein R^a-R^d are each independently an alkyl group, substituted alkyl group, benzyl, substituted benzyl, aromatic or substituted aromatic group, or, -NR^aR^d, taken together, can also form a substituted or unsubstituted non-aromatic heterocyclic group.
39. A compound represented by the following structural formula:



or a physiologically acceptable salt thereof, wherein:

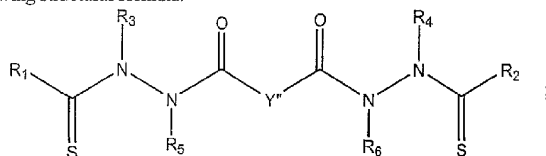
Y^{*} is a covalent bond or -CR₃-;

R₁ and R₂ are both a substituted or unsubstituted aliphatic group;

R₃ and R₄ are both -H, methyl or ethyl; and

R₇ is -H and R₈ is -H or methyl.

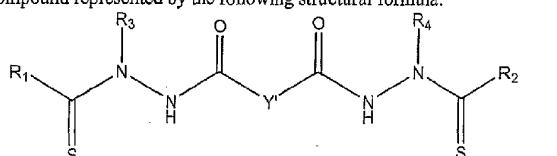
40. The compound of Claim 39 wherein R₁ and R₂ are both C3-C8 cyclic aliphatic group substituted with one or more groups selected from -OH, -Br, -Cl, -I, -F, -OR^a, -O-COR^a, -COR^a, -CN, -NO₂, -COOH, -SO₃H, -NH₂, -NHR^a, -N(R^aR^b), -COOR^a, -CHO, -CONH₂, -CONHR^a, -CON(R^aR^b), -NHCOR^a, -NRCOR^a, -NHCONH₂, -NHCONR^aH, -NHCON(R^aR^b), -NR^cCONH₂, -NR^cCONR^aH, -NR^cCON(R^aR^b), -C(=NH)-NH₂, -C(=NH)-NHR^a, -C(=NH)-N(R^aR^b), -C(=NR^c)-NH₂, -C(=NR^c)-NHR^a, -C(=NR^c)-N(R^aR^b), -NH-C(=NH)-NH₂, -NH-C(=NH)-NHR^a, -NH-C(=NH)-N(R^aR^b), -NH-C(=NR^c)-NH₂, -NH-C(=NR^c)-NHR^a, -NH-C(=NR^c)-N(R^aR^b), -NR^dH-C(=NH)-NH₂, -NR^d-C(=NH)-NHR^a, -NR^d-C(=NH)-N(R^aR^b), -NR^d-C(=NR^c)-NH₂, -NR^d-C(=NR^c)-NHR^a, -NR^d-C(=NR^c)-N(R^aR^b), -NHNH₂, -NHNHR^a, -NHR^aR^b, -SO₂NH₂, -SO₂NHR^a, -SO₂NR^aR^b, -CH=CHR^a, -CH=CR^aR^b, -CR^c=CR^aR^b, -CR^c=CHR^a, -CR^c=CR^aR^b, -CCR^a, -SH, -SR^a, -S(O)R^a, alkyl group, substituted alkyl group, non-aromatic heterocyclic group, substituted non-aromatic heterocyclic group, benzyl group, substituted benzyl group, aryl group or substituted aryl group wherein R^a-R^d are each independently an alkyl group, substituted alkyl group, benzyl, substituted benzyl, aromatic or substituted aromatic group, or, -NR^aR^d, taken together, can also form a substituted or unsubstituted non-aromatic heterocyclic group.
41. The compound of Claim 6 wherein R₅ and R₆ are the same.
42. The compound of Claim 41 wherein the compound is represented by the following structural formula:



wherein Y'' is a covalent bond or -CH₂.

43. The compound of Claim 42 wherein R₅ and R₆ are both a lower alkyl group or a phenyl group.
44. The compound of Claim 43 wherein R₅ and R₆ are both a methyl group.

45. The compound of Claim 43 wherein R_1 and R_2 are both a lower alkyl group or substituted lower alkyl group; R_3 and R_4 are both a lower alkyl group or substituted lower alkyl group; and R_5 and R_6 are both a lower alkyl group.
46. The compound of Claim 43 wherein R_1 and R_2 are both a lower alkyl group or substituted lower alkyl group; R_3 and R_4 are both a phenyl or substituted phenyl; and R_5 and R_6 are both a lower alkyl group.
47. A compound represented by the following structural formula:



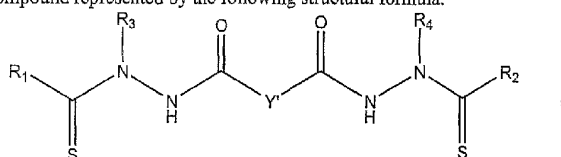
wherein Y' is a covalent bond or $-CR_7R_8-$.

or a physiologically acceptable salt thereof, wherein

- R_1 and R_2 are both cyclopropyl; R_3 and R_4 are both methyl; R_7 and R_8 are both -H;
- R_1 and R_2 are both cyclopropyl; R_3 and R_4 are both ethyl; R_7 and R_8 are both -H;
- R_1 and R_2 are both cyclopropyl; R_3 and R_4 are both methyl; R_7 is methyl; R_8 is -H;
- R_1 and R_2 are both 1-methylcyclopropyl; R_3 and R_4 are both methyl; Y' is bond;
- R_1 and R_2 are both 1-methylcyclopropyl; R_3 and R_4 are both methyl; R_7 and R_8 are both -H;
- R_1 and R_2 are both 1-methylcyclopropyl; R_3 and R_4 are both methyl; R_7 is methyl and R_8 is -H;
- R_1 and R_2 are both 1-methylcyclopropyl; R_3 and R_4 are both methyl; R_7 is ethyl and R_8 is -H;
- R_1 and R_2 are both 1-methylcyclopropyl; R_3 and R_4 are both methyl; R_7 is *n*-propyl and R_8 is -H;

- i) R₁ and R₂ are both 1-methylcyclopropyl; R₃ and R₄ are both methyl; R₇ and R₈ are both methyl;
- j) R₁ and R₂ are both 1-methylcyclopropyl; R₃ and R₄ are both ethyl; R₇ and R₈ are both -H;
- k) R₁ and R₂ are both 1-methylcyclopropyl; R₃ is methyl, and R₄ is ethyl; R₇ and R₈ are both -H;
- l) R₁ and R₂ are both 2-methylcyclopropyl; R₃ and R₄ are both methyl; R₇ and R₈ are both -H;
- m) R₁ and R₂ are both 2-phenylcyclopropyl; R₃ and R₄ are both methyl; R₇ and R₈ are both -H;
- n) R₁ and R₂ are both 1-phenylcyclopropyl; R₃ and R₄ are both methyl; R₇ and R₈ are both -H;
- o) R₁ and R₂ are both cyclobutyl; R₃ and R₄ are both methyl; R₇ and R₈ are both -H;
- p) R₁ and R₂ are both cyclopentyl; R₃ and R₄ are both methyl; R₇ and R₈ are both -H;
- q) R₁ and R₂ are both cyclohexyl; R₃ and R₄ are both methyl; R₇ and R₈ are both -H;
- r) R₁ and R₂ are both cyclohexyl; R₃ and R₄ are both phenyl; R₇ and R₈ are both -H;
- s) R₁ and R₂ are both methyl; R₃ and R₄ are both methyl; R₇ and R₈ are both -H;
- t) R₁ and R₂ are both methyl; R₃ and R₄ are both *t*-butyl; R₇ and R₈ are both -H;
- u) R₁ and R₂ are both methyl; R₃ and R₄ are both phenyl; R₇ and R₈ are both -H;
- v) R₁ and R₂ are both *t*-butyl; R₃ and R₄ are both methyl; R₇ and R₈ are both -H;
- w) R₁ and R₂ are ethyl; R₃ and R₄ are both methyl; R₇ and R₈ are both -H; or
- x) R₁ and R₂ are both *n*-propyl; R₃ and R₄ are both methyl; R₇ and R₈ are both -H.

48. A compound represented by the following structural formula:

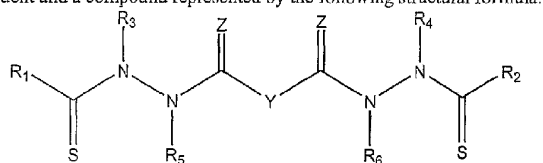


wherein Y' is a covalent bond or $-CR_7R_8-$.

or a physiologically acceptable salt thereof, wherein:

- R_1 and R_2 are both cyclopropyl; R_3 and R_4 are both methyl; R_7 and R_8 are both $-H$;
- R_1 and R_2 are both 1-methylcyclopropyl; R_3 and R_4 are both methyl; Y' is bond;
- R_1 and R_2 are both 1-methylcyclopropyl; R_3 and R_4 are both ethyl; R_7 and R_8 are both $-H$;
- R_1 and R_2 are both 1-methylcyclopropyl; R_3 and R_4 are both methyl; R_7 is methyl; R_8 is $-H$;
- R_1 and R_2 are both 1-methylcyclopropyl; R_3 and R_4 are both ethyl; R_7 and R_8 are both $-H$; or
- R_1 and R_2 are both methyl; R_3 and R_4 are both methyl; R_7 and R_8 are both $-H$.

49. A pharmaceutical composition comprising a pharmaceutically acceptable carrier or diluent and a compound represented by the following structural formula:



or a pharmaceutically acceptable salt thereof, wherein:

Y is a covalent bond, a phenylene group or a substituted or unsubstituted straight chained hydrocarbyl group, or, Y , taken together with both $>C=Z$ groups to which it is bonded, is a substituted or unsubstituted aromatic group;

R_1 is an aliphatic group, a substituted aliphatic group, a non-aromatic heterocyclic group, or a substituted non-aromatic heterocyclic group;

R₂-R₄ are independently -H, an aliphatic group, a substituted aliphatic group, a non-aromatic heterocyclic group, a substituted non-aromatic heterocyclic group, an aryl group or a substituted aryl group, or R₁ and R₃ taken together with the carbon and nitrogen atoms to which they are bonded, and/or R₂ and R₄ taken together with the carbon and nitrogen atoms to which they are bonded, form a non-aromatic heterocyclic ring optionally fused to an aromatic ring;

R₅-R₆ are independently -H, an aliphatic group, a substituted aliphatic group, an aryl group or a substituted aryl group; and

Z is =O or =S.

50. The pharmaceutical composition of Claim 49 wherein:

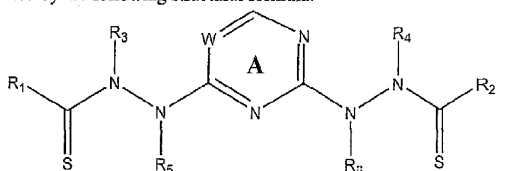
Y is a covalent bond or a substituted or unsubstituted straight chained hydrocarbyl group, or, Y, taken together with both >C=Z groups to which it is bonded, is a substituted or unsubstituted aromatic group;

R₁ is an aliphatic group or a substituted aliphatic group;

R₂-R₄ are independently -H, an aliphatic group, a substituted aliphatic group, an aryl group or a substituted aryl group, or R₁ and R₃ taken together with the carbon and nitrogen atoms to which they are bonded, and/or R₂ and R₄ taken together with the carbon and nitrogen atoms to which they are bonded, form a non-aromatic heterocyclic ring optionally fused to an aromatic ring.

51. The pharmaceutical composition of Claim 50 wherein Y, taken together with both >C=Z groups to which it is bonded, is a substituted or unsubstituted aromatic group.

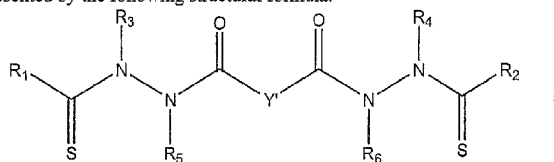
52. The pharmaceutical composition of Claim 51 wherein the compound is represented by the following structural formula:



wherein Ring A is substituted or unsubstituted and W is -CH- or -N-.

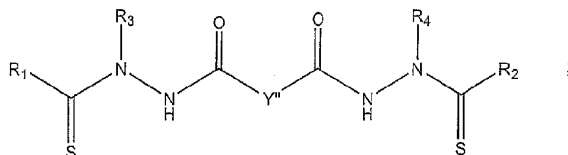
53. The pharmaceutical composition of Claim 50 wherein Y is a covalent bond or a substituted or unsubstituted hydrocarbyl group.

54. The pharmaceutical composition of Claim 50 wherein the compound is represented by the following structural formula:



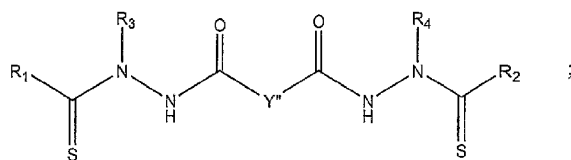
wherein Y' is a covalent bond or -CR₇R₈- and R₇ and R₈ are each independently -H, an aliphatic or substituted aliphatic group, or R₇ is -H and R₈ is a substituted or unsubstituted aryl group, or, R₇ and R₈, taken together, are a C2-C6 substituted or unsubstituted alkylene group.

55. The pharmaceutical composition of Claim 50 wherein the compound is represented by the following structural formula:



wherein Y'' is a covalent bond or -CH₂-.

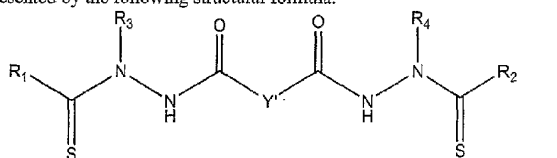
56. The pharmaceutical composition of Claim 55 wherein R₁ and R₂ are different.
57. The pharmaceutical composition of Claim 56 wherein the compound is represented by the following structural formula:



wherein Y^m is a covalent bond or -CH₂- and R₁ is a substituted or unsubstituted aliphatic group and R₂ is a substituted or unsubstituted aryl group.

58. The pharmaceutical composition of Claim 55 wherein R₁ and R₂ are the same and R₃ and R₄ are the same.
59. The pharmaceutical composition of Claim 58 wherein R₃ and R₄ are both a lower alkyl group or a substituted lower alkyl group.
60. The pharmaceutical composition of Claim 58 wherein R₃ and R₄ are both methyl or ethyl.
61. The pharmaceutical composition of Claim 60 wherein R₁ and R₂ are both an aliphatic group or substituted aliphatic group.
62. The pharmaceutical composition of Claim 58 wherein R₁ and R₂ are a C3-C8 cyclic aliphatic group or substituted C3-C8 cyclic aliphatic group group.
63. The pharmaceutical composition of Claim 61 wherein R₁ and R₂ are both a C3-C8 cyclic aliphatic substituted with one or more groups selected from -OH, -Br, -Cl, -I, -F, -OR^a, -O-COR^a, -COR^a, -CN, -NO₂, -COOH, -SO₃H, -NH₂, -NHR^a, -N(R^aR^b), -COOR^a, -CHO, -CONH₂, -CONHR^a, -CON(R^aR^b), -NHCOR^a, -NRCOR^a, -NHCONH₂, -NHCONR^aH, -NHCON(R^aR^b), -NR^cCONH₂, -NR^cCONR^aH, -NR^cCON(R^aR^b), -C(=NH)-NH₂, -C(=NH)-NHR^a, -C(=NH)-N(R^aR^b), -C(=NR^c)-NH₂, -C(=NR^c)-NHR^a, -C(=NR^c)-N(R^aR^b), -NH-C(=NH)-NH₂, -NH-C(=NH)-NHR^a, -NH-C(=NH)-N(R^aR^b), -NH-C(=NR^c)-NH₂, -NH-C(=NR^c)-NHR^a, -NH-C(=NR^c)-N(R^aR^b), -NR^dH-C(=NH)-NH₂, -NR^d-C(=NH)-NHR^a, -NR^d-C(=NH)-N(R^aR^b), -NR^d-C(=NR^c)-NH₂, -NR^d-C(=NR^c)-NHR^a, -NR^d-C(=NR^c)-N(R^aR^b), -NHNH₂, -NHNHR^a, -NHR^aR^b, -SO₂NH₂, -SO₂NHR^a, -SO₂NR^aR^b, -CH=CHR^a, -CH=CR^aR^b, -CR^c=CR^aR^b, -CR^c=CHR^a, -CR^c=CR^aR^b, -CCR^a, -SH, -SR^a, -S(O)R^a, -S(O)₂R^a, alkyl group, substituted alkyl group, non-aromatic heterocyclic group, substituted non-aromatic heterocyclic group, benzyl group, substituted benzyl group, aryl group or substituted aryl group wherein R^a-R^d are independently an alkyl group, substituted alkyl group, benzyl, substituted benzyl, aromatic or substituted aromatic group, or, -NR^aR^d, taken together, can also form a substituted or unsubstituted non-aromatic heterocyclic group.

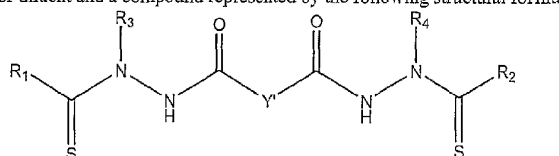
64. The pharmaceutical composition of Claim 58 wherein R_3 and R_4 are both a phenyl group or a substituted phenyl group.
65. The pharmaceutical composition of Claim 64 wherein R_1 and R_2 are both a C3-C8 cyclic aliphatic group or substituted C3-C8 cyclic aliphatic group.
66. The pharmaceutical composition of Claim 64 wherein R_1 and R_2 are both a cyclopropyl group or substituted cyclopropyl group.
67. The pharmaceutical composition of Claim 53 wherein the compound is represented by the following structural formula:



wherein Y' is a covalent bond or $-CR_7R_8-$.

68. The pharmaceutical composition of Claim 67 wherein R_7 and R_8 are different
69. The pharmaceutical composition of Claim 67 where R_1 and R_2 are the same; R_3 and R_4 are the same; and R_7 and R_8 are the same.
70. The pharmaceutical composition of Claim 69 wherein R_1 and R_2 are both an aliphatic group or substituted aliphatic group and R_3 and R_4 are both a lower alkyl group or a substituted lower alkyl group
71. The pharmaceutical composition of Claim 69 wherein R_1 and R_2 are both a lower alkyl group or a substituted lower alkyl group and R_3 and R_4 are both an aryl group or a substituted aryl group
72. The pharmaceutical composition of Claim 69 wherein R_1 and R_2 are both a C3-C8 cyclic aliphatic group or substituted C3-C8 cyclic aliphatic group and R_3 and R_4 are methyl, ethyl, phenyl, or thienyl.

73. The pharmaceutical composition of Claim 72 wherein R_7 and R_8 are both methyl or wherein R_7 and R_8 , taken together, are propylene or butylene.
74. The pharmaceutical composition of Claim 72 wherein R_7 is -H and R_8 is lower alkyl, thienyl, phenyl or benzyl.
75. The pharmaceutical composition of Claim 72 wherein R_1 and R_2 are both a C3-C8 cyclic aliphatic group substituted with one or more groups selected from -OH, -Br, -Cl, -I, -F, -OR^a, -O-COR^a, -COR^a, -CN, -NO₂, -COOH, -SO₃H, -NH₂, -NHR^a, -N(R^aR^b), -COOR^a, -CHO, -CONH₂, -CONHR^a, -CON(R^aR^b), -NHCOR^a, -NRCOR^a, -NHCONH₂, -NHCONR^aH, -NHCON(R^aR^b), -NR^cCONH₂, -NR^cCONR^aH, -NR^cCON(R^aR^b), -C(=NH)-NH₂, -C(=NH)-NHR^a, -C(=NH)-N(R^aR^b), -C(=NR^c)-NH₂, -C(=NR^c)-NHR^a, -C(=NR^c)-N(R^aR^b), -NH-C(=NH)-NH₂, -NH-C(=NH)-NHR^a, -NH-C(=NH)-N(R^aR^b), -NH-C(=NR^c)-NH₂, -NH-C(=NR^c)-NHR^a, -NH-C(=NR^c)-N(R^aR^b), -NR^dH-C(=NH)-NH₂, -NR^d-C(=NH)-NHR^a, -NR^d-C(=NH)-N(R^aR^b), -NR^d-C(=NR^c)-NH₂, -NR^d-C(=NR^c)-NHR^a, -NR^d-C(=NR^c)-N(R^aR^b), -NHNH₂, -NHNHR^a, -NHR^aR^b, -SO₂NH₂, -SO₂NHR^a, -SO₂NR^aR^b, -CH=CHR^a, -CH=CR^aR^b, -CR^c=CR^aR^b, -CR^c=CHR^a, -CR^c=CR^aR^b, -CCR^a, -SH, -SR^a, -S(O)R^a, -S(O)₂R^a, alkyl groups, substituted alkyl group, non-aromatic heterocyclic group, substituted non-aromatic heterocyclic group, benzyl group, substituted benzyl group, aryl group or substituted aryl group wherein R^a-R^d are each independently an alkyl group, substituted alkyl group, benzyl, substituted benzyl, aromatic or substituted aromatic group, or, -NR^aR^c, taken together, can also form a substituted or unsubstituted non-aromatic heterocyclic group.
76. A pharmaceutical composition comprising a pharmaceutically acceptable carrier or diluent and a compound represented by the following structural formula:



or a physiologically acceptable salt thereof, wherein:

Y is a covalent bond or -CR₇R₈-;

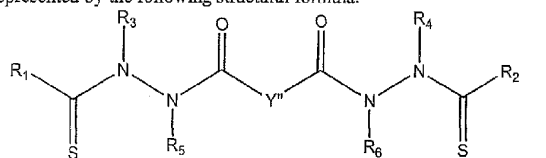
R₁ and R₂ are both a substituted or unsubstituted aliphatic group;

R₃ and R₄ are both -H, methyl or ethyl; and
R₇ is -H and R₈ is -H or methyl.

77. The pharmaceutical composition of Claim 76 wherein R₁ and R₂ are both a C3-C8 cyclic aliphatic group substituted with one or more groups selected from -OH, -Br, -Cl, -I, -F, -OR^a, -O-COR^a, -COR^a, -CN, -NO₂, -COOH, -SO₃H, -NH₂, -NHR^a, -N(R^aR^b), -COOR^a, -CHO, -CONH₂, -CONHR^a, -CON(R^aR^b), -NHCOR^a, -NRCOR^a, -NHCONH₂, -NHCONR^aH, -NHCON(R^aR^b), -NR^cCONH₂, -NR^cCONR^aH, -NR^cCON(R^aR^b), -C(=NH)-NH₂, -C(=NH)-NHR^a, -C(=NH)-N(R^aR^b), -C(=NR^c)-NH₂, -C(=NR^c)-NHR^a, -C(=NR^c)-N(R^aR^b), -NH-C(=NH)-NH₂, -NH-C(=NH)-NHR^a, -NH-C(=NH)-N(R^aR^b), -NH-C(=NR^c)-NH₂, -NH-C(=NR^c)-NHR^a, -NH-C(=NR^c)-N(R^aR^b), -NR^dH-C(=NH)-NH₂, -NR^d-C(=NH)-NHR^a, -NR^d-C(=NH)-N(R^aR^b), -NR^d-C(=NR^c)-NH₂, -NR^d-C(=NR^c)-NHR^a, -NR^d-C(=NR^c)-N(R^aR^b), -NHNH₂, -NHNHR^a, -NHR^aR^b, -SO₂NH₂, -SO₂NHR^a, -SO₂NR^b, -CH=CHR^a, -CH=CR^aR^b, -CR^c=CR^aR^b, -CR^c=CHR^a, -CR^c=CR^aR^b, -CCR^a, -SH, -SR^a, -S(O)R^a, -S(O)₂R^a, alkyl groups, substituted alkyl group, non-aromatic heterocyclic group, substituted non-aromatic heterocyclic group, benzyl group, substituted benzyl group, aryl group or substituted aryl group wherein R^a-R^d are each independently an alkyl group, substituted alkyl group, benzyl, substituted benzyl, aromatic or substituted aromatic group, or, -NR^aR^d, taken together, can also form a substituted or unsubstituted non-aromatic heterocyclic group.

78. The pharmaceutical composition of Claim 53 wherein R₅ and R₅ are the same.

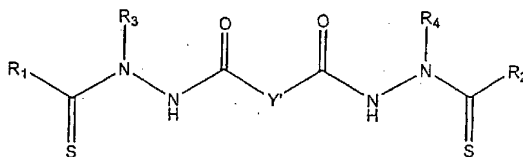
79. The pharmaceutical composition of Claim 78 wherein the compound is represented by the following structural formula:



wherein Y'' is a covalent bond or -CH₂-.

80. The pharmaceutical composition of Claim 79 wherein R₅ and R₅ are both a lower alkyl group or a phenyl group

81. The pharmaceutical composition of Claim 80 wherein R_5 and R_6 are both a methyl group.
82. The pharmaceutical composition of Claim 79 wherein R_1 and R_2 are both a C3-C8 cyclic aliphatic group or substituted C3-C8 cyclic aliphatic group; R_3 and R_4 are both a lower alkyl group; and R_5 and R_6 are both a lower alkyl group.
83. A pharmaceutical composition comprising a pharmaceutically acceptable carrier or diluent and a compound represented by the following structural formula:



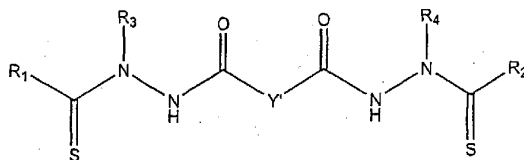
wherein Y' is a covalent bond or $-CR_7R_8-$.

or a physiologically acceptable salt thereof, wherein:

- R_1 and R_2 are both cyclopropyl; R_3 and R_4 are both methyl; R_7 and R_8 are both -H;
- R_1 and R_2 are both cyclopropyl; R_3 and R_4 are both ethyl; R_7 and R_8 are both -H;
- R_1 and R_2 are both cyclopropyl; R_3 and R_4 are both methyl; R_7 is methyl; R_8 is -H;
- R_1 and R_2 are both 1-methylcyclopropyl; R_3 and R_4 are both methyl; Y' is bond;
- R_1 and R_2 are both 1-methylcyclopropyl; R_3 and R_4 are both methyl; R_7 and R_8 are both -H;
- R_1 and R_2 are both 1-methylcyclopropyl; R_3 and R_4 are both methyl; R_7 is methyl and R_8 is -H;
- R_1 and R_2 are both 1-methylcyclopropyl; R_3 and R_4 are both methyl; R_7 is ethyl and R_8 is -H;
- R_1 and R_2 are both 1-methylcyclopropyl; R_3 and R_4 are both methyl; R_7 is *n*-propyl and R_8 is -H;
- R_1 and R_2 are both 1-methylcyclopropyl; R_3 and R_4 are both methyl; R_7 and R_8 are both methyl;
- R_1 and R_2 are both 1-methylcyclopropyl; R_3 and R_4 are both ethyl; R_7 and R_8 are both -H;

- k. R_1 and R_2 are both 1-methylcyclopropyl; R_3 is methyl, and R_4 is ethyl; R_7 and R_8 are both -H;
- l. R_1 and R_2 are both 2-methylcyclopropyl; R_3 and R_4 are both methyl; R_7 and R_8 are both -H;
- m. R_1 and R_2 are both 2-phenylcyclopropyl; R_3 and R_4 are both methyl; R_7 and R_8 are both -H;
- n. R_1 and R_2 are both 1-phenylcyclopropyl; R_3 and R_4 are both methyl; R_7 and R_8 are both -H;
- o. R_1 and R_2 are both cyclobutyl; R_3 and R_4 are both methyl; R_7 and R_8 are both -H;
- p. R_1 and R_2 are both cyclopentyl; R_3 and R_4 are both methyl; R_7 and R_8 are both -H;
- q. R_1 and R_2 are both cyclohexyl; R_3 and R_4 are both methyl; R_7 and R_8 are both -H;
- r. R_1 and R_2 are both cyclohexyl; R_3 and R_4 are both phenyl; R_7 and R_8 are both -H;
- s. R_1 and R_2 are both methyl; R_3 and R_4 are both methyl; R_7 and R_8 are both -H;
- t. R_1 and R_2 are both methyl; R_3 and R_4 are both t-butyl; R_7 and R_8 are both -H;
- u. R_1 and R_2 are both methyl; R_3 and R_4 are both phenyl; R_7 and R_8 are both -H;
- v. R_1 and R_2 are both t-butyl; R_3 and R_4 are both methyl; R_7 and R_8 are both -H;
- w. R_1 and R_2 are ethyl; R_3 and R_4 are both methyl; R_7 and R_8 are both -H;
- x. R_1 and R_2 are both n-propyl; R_3 and R_4 are both methyl; R_7 and R_8 are both -H;

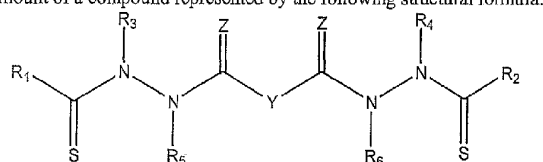
84. A pharmaceutical composition comprising a pharmaceutically acceptable carrier or diluent and a compound represented by the following structural formula:



wherein Y' is a covalent bond or $-CR_7R_8-$,
or a physiologically acceptable salt thereof, wherein:

- a) R₁ and R₂ are both cyclopropyl; R₃ and R₄ are both methyl; R₇ and R₈ are both -H;
- b) R₁ and R₂ are both 1-methylcyclopropyl; R₃ and R₄ are both methyl; Y' is bond;
- c) R₁ and R₂ are both 1-methylcyclopropyl; R₃ and R₄ are both ethyl; R₇ and R₈ are both -H;
- d) R₁ and R₂ are both 1-methylcyclopropyl; R₃ and R₄ are both methyl; R₇ is methyl; R₈ is -H;
- e) R₁ and R₂ are both 1-methylcyclopropyl; R₃ and R₄ are both ethyl; R₇ and R₈ are both -H;
- f) R₁ and R₂ are both methyl; R₃ and R₄ are both methyl; R₇ and R₈ are both -H.

85. A method of treating a subject with cancer, said method comprising administering to the subject an effective amount of taxol or a taxol analog and an effective amount of a compound represented by the following structural formula:



or a pharmaceutically acceptable salt thereof, wherein:

Y is a covalent bond, a phenylene group or a substituted or unsubstituted hydrocarbyl group, or, Y, taken together with both >C=Z groups to which it is bonded, is a substituted or unsubstituted aromatic group;

R₁ is an aliphatic group, a substituted aliphatic group, a non-aromatic heterocyclic, or a substituted non-aromatic heterocyclic;

R₂-R₄ are independently -H, an aliphatic group, a substituted aliphatic group, a non-aromatic heterocyclic, a substituted non-aromatic heterocyclic, an aryl group or a substituted aryl group, or R₁ and R₃ taken together with the carbon and nitrogen atoms to which they are bonded, and/or R₂ and R₄ taken together with the carbon and nitrogen atoms to which they are bonded, form a non-aromatic heterocyclic ring optionally fused to an aromatic ring;

R_5 - R_6 are independently -H, an aliphatic group, a substituted aliphatic group, an aryl group or a substituted aryl group;
and Z is =O or =S.

86. The method of Claim 85 wherein:

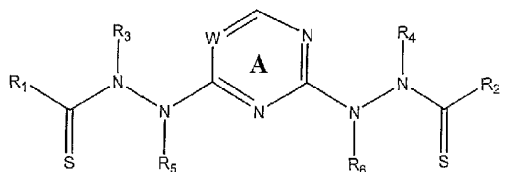
Y is a covalent bond or a substituted or unsubstituted hydrocarbyl group, or, Y, taken together with both $>C=Z$ groups to which it is bonded, is a substituted or unsubstituted aromatic group;

R_1 is an aliphatic group, a substituted aliphatic group;

R_2 - R_4 are independently -H, an aliphatic group, a substituted aliphatic group, an aryl group or a substituted aryl group, or R_1 and R_3 taken together with the carbon and nitrogen atoms to which they are bonded, and/or R_2 and R_4 taken together with the carbon and nitrogen atoms to which they are bonded, form a non-aromatic heterocyclic ring optionally fused to an aromatic ring

87. The method of Claim 86 wherein Y, taken together with both $>C=Z$ groups to which it is bonded, is a substituted or unsubstituted aromatic group

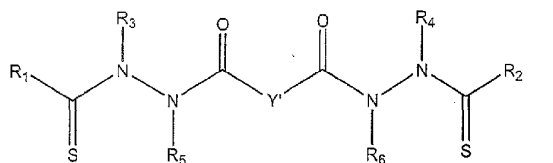
88. The method of Claim 87 wherein the compound is represented by the following structural formula:



wherein Ring A is substituted or unsubstituted and W is -CH- or -N-.

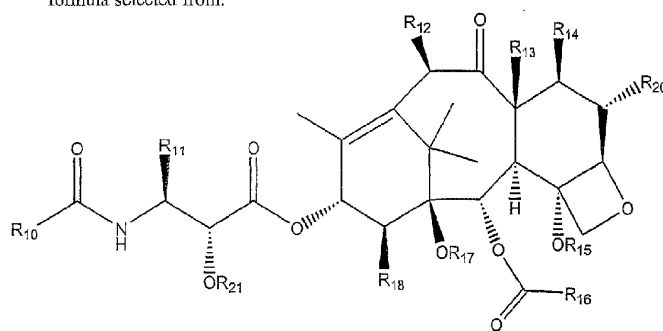
89. The method of Claim 86 wherein Y is a covalent bond or a substituted or unsubstituted straight chained hydrocarbyl group.

90. The method of Claim 86 wherein the compound is represented by the following structural formula:

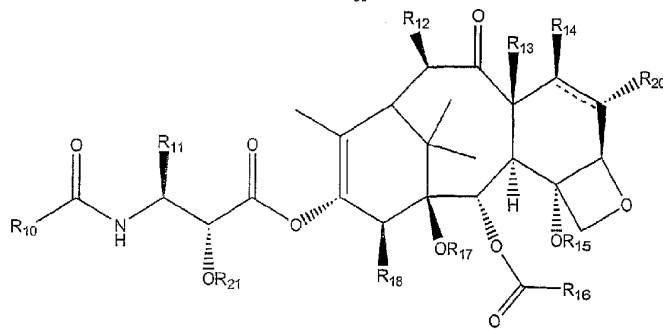


wherein Y' is a covalent bond or -CR₇R₈- and R₇ and R₈ are each independently -H, an aliphatic or substituted aliphatic group, or R₇ is -H and R₈ is a substituted or unsubstituted aryl group, or, R₇ and R₈, taken together, are a C2-C6 substituted or unsubstituted alkylene group.

91. The method of Claim 90 wherein the taxol analog is represented by a structural formula selected from:



or



wherein:

R₁₀ is a lower alkyl group, a substituted lower alkyl group, a phenyl group, a substituted phenyl group, -SR₁₉, -NHR₁₉ or -OR₁₉;

R₁₁ is a lower alkyl group, a substituted lower alkyl group, an aryl group or a substituted aryl group;

R₁₂ is -H, -OH, lower alkyl, substituted lower alkyl, lower alkoxy, substituted lower alkoxy, -O-C(O)-(lower alkyl), -O-C(O)-(substituted lower alkyl), -O-CH₂-O-(lower alkyl) -S-CH₂-O-(lower alkyl);

R₁₃ is -H, -CH₃, or, taken together with R₁₄, -CH₂-;

R₁₄ is -H, -OH, lower alkoxy, -O-C(O)-(lower alkyl), substituted lower alkoxy, -O-C(O)-(substituted lower alkyl), -O-CH₂-O-P(O)(OH)₂, -O-CH₂-O-(lower alkyl), -O-CH₂-S-(lower alkyl) or, taken together with R₂₀, a double bond;

R₁₅ -H, lower acyl, lower alkyl, substituted lower alkyl, alkoxyethyl, alkthiomethyl, -OC(O)-O(lower alkyl), -OC(O)-O(substituted lower alkyl), -OC(O)-NH(lower alkyl) or -OC(O)-NH(substituted lower alkyl);

R₁₆ is phenyl or substituted phenyl;

R₁₇ is -H, lower acyl, substituted lower acyl, lower alkyl, substituted, lower alkyl, (lower alkoxy)methyl or (lower alkyl)thiomethyl;

R₁₈ -H, -CH₃ or, taken together with R₁₇ and the carbon atoms to which R₁₇ and R₁₈ are bonded, a five or six membered a non-aromatic heterocyclic ring;

R₁₉ is a lower alkyl group, a substituted lower alkyl group, a phenyl group, a substituted phenyl group;

R₂₀ is -H or a halogen; and

R₂₁ is -H, lower alkyl, substituted lower alkyl, lower acyl or substituted lower acyl.

92. The method of Claim 91 wherein:

R₁₀ is phenyl, *tert*-butoxy, -S-CH₂-CH-(CH₃)₂, -S-CH(CH₃)₃, -S-(CH₂)₃CH₃, -O-CH(CH₃)₃, -NH-CH(CH₃)₃, -CH=C(CH₃)₂ or *para*-chlorophenyl;

R₁₁ is phenyl, (CH₃)₂CHCH₂-, -2-furanyl, cyclopropyl or *para*-toluyl;

R₁₂ is -H, -OH, CH₃CO- or -(CH₂)₂-*N*-morpholino;

R₁₃ is methyl, or, R₁₃ and R₁₄, taken together, are -CH₂-;

R₁₄ is -H, -CH₂SCH₃ or -CH₂-O-P(O)(OH)₂;

R₁₅ is CH₃CO-;

R₁₆ is phenyl;

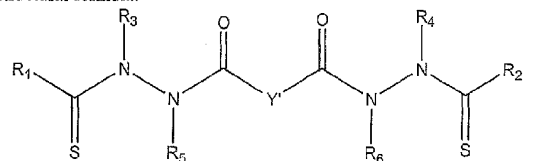
R₁₇ -H, or, R₁₇ and R₁₈, taken together, are -O-CO-O-;

R₁₈ is -H;

R₂₀ is -H or -F; and

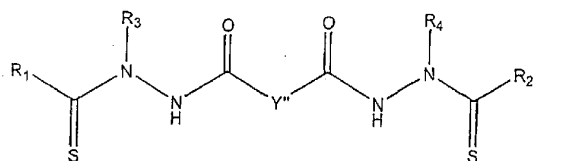
R₂₁ is -H, -C(O)-CHBr-(CH₂)₁₃-CH₃ or -C(O)-(CH₂)₁₄-CH₃; -C(O)-CH₂-CH(OH)-COOH, -C(O)-CH₂-O-C(O)-CH₂CH(NH₂)-CONH₂, -C(O)-CH₂-O-CH₂CH₂OCH₃ or -C(O)-O-C(O)-CH₂CH₃.

93. The method of Claim 91 wherein the taxol analog is represented by a structure shown in any one of Figures 5-25.
94. The method of Claim 90 wherein the taxol analog is the copolymer of *N*-(2-hydroxypropyl)methacrylamide, methacryloylglycine-2-hydroxypropylamide and [2aR[2 α ,4 β ,6 β ,9 α (2R,3S),11 β ,12 α ,12 α ,12 α]]-6,12b-diacetoxy-9-[3-phenylpropionyloxy]-12-benzoyloxy-4,11-dihydroxy-4a,8,13,13-tetramethyl-2a,3,4,4a,5,6,9,10,11,12,12a,12b-dodecahydro-1H-7,11-methanocyclodeca[3,4]benz[1,2-b]oxet-5-one.
95. The method of Claim 90 wherein the subject is administered taxol or taxotere.
96. The method of Claim 86 wherein the compound is represented by the following structural formula:



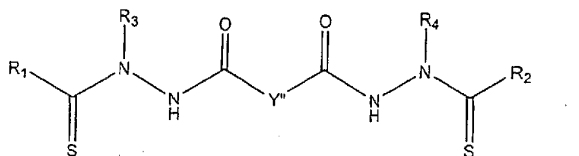
wherein Y' is a covalent bond or -CR₇R₈-.

97. The method of Claim 86 wherein the compound is represented by the following structural formula:



wherein Y'' is a covalent bond or -CH₂- and R₇ and R₈ are each independently -H, an aliphatic or substituted aliphatic group, or R₇ is -H and R₈ is a substituted or unsubstituted aryl group, or, R₇ and R₈, taken together, are a C₂-C₆ substituted or unsubstituted alkylene group.

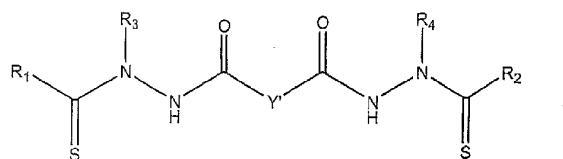
98. The method of Claim 97 wherein R₁ and R₂ are different.
99. The method of Claim 98 wherein the compound is represented by the following structural formula:



wherein Y'' is a covalent bond or -CH₂- and R₁ is a substituted or unsubstituted aliphatic group and R₂ is a substituted or unsubstituted aryl group.

100. The method of Claim 97 wherein R₁ and R₂ are the same and R₃ and R₄ are the same.
101. The method of Claim 100 wherein R₃ and R₄ are both a lower alkyl group or a substituted lower alkyl group.
102. The method of Claim 100 wherein R₃ and R₄ are both methyl or ethyl.
103. The method of Claim 100 wherein R₁ and R₂ are both an aliphatic or substituted aliphatic group.

104. The method of Claim 100 wherein R_1 and R_2 are both a substituted or unsubstituted C3-C8 cyclic aliphatic group.
105. The method of Claim 103 wherein R_1 and R_2 are both a C3-C8 cyclic aliphatic group substituted with one or more groups selected from -OH, -Br, -Cl, -I, -F, -OR^a, -O-COR^a, -COR^a, -CN, -NO₂, -COOH, -SO₃H, -NH₂, -NHR^a, -N(R^aR^b), -COOR^a, -CHO, -CONH₂, -CONHR^a, -CON(R^aR^b), -NHCOR^a, -NRCOR^a, -NHCONH₂, -NHCONR^aH, -NHCON(R^aR^b), -NR^cCONH₂, -NR^cCONR^aH, -NR^cCON(R^aR^b), -C(=NH)-NH₂, -C(=NH)-NHR^a, -C(=NH)-N(R^aR^b), -C(=NR^c)-NH₂, -C(=NR^c)-NHR^a, -C(=NR^c)-N(R^aR^b), -NH-C(=NH)-NH₂, -NH-C(=NH)-NHR^a, -NH-C(=NH)-N(R^aR^b), -NH-C(=NR^c)-NH₂, -NH-C(=NR^c)-NHR^a, -NH-C(=NR^c)-N(R^aR^b), -NR^dH-C(=NH)-NH₂, -NR^d-C(=NH)-NHR^a, -NR^d-C(=NH)-N(R^aR^b), -NR^d-C(=NR^c)-NH₂, -NR^d-C(=NR^c)-NHR^a, -NR^d-C(=NR^c)-N(R^aR^b), -NHNH₂, -NHNHR^a, -NHR^aR^b, -SO₂NH₂, -SO₂NHR^a, -SO₂NR^aR^b, -CH=CHR^a, -CH=CR^aR^b, -CR^c=CR^aR^b, -CR^c=CHR^a, -CR^c=CR^aR^b, -CCR^a, -SII, -SR^a, -S(O)R^a, -S(O)₂R^a, alkyl group, substituted alkyl group, non-aromatic heterocyclic group, substituted non-aromatic heterocyclic group, benzyl group, substituted benzyl group, aryl group or substituted aryl group wherein R^a-R^d are independently an alkyl group, substituted alkyl group, benzyl, substituted benzyl, aromatic or substituted aromatic group, or, -NR^aR^d, taken together, can also form a substituted or unsubstituted non-aromatic heterocyclic group.
106. The method of Claim 100 wherein R_3 and R_4 are both a phenyl group or a substituted phenyl group.
107. The method of Claim 106 wherein R_1 and R_2 are both a C3-C8 cyclic aliphatic or a C3-C8 substituted cyclic aliphatic group.
108. The method of Claim 106 wherein R_1 and R_2 are both a substituted aliphatic group.
109. The method of Claim 89 wherein the compound is represented by the following structural formula:

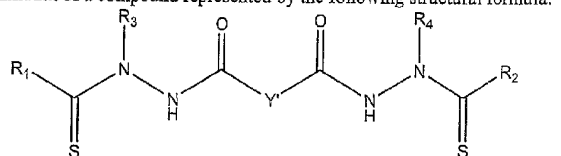


wherein Y' is a covalent bond or -CR₇R₈-.

110. The method of Claim 109 wherein R₇ and R₈ are different.
111. The method of Claim 109 where R₁ and R₂ are the same; R₃ and R₄ are the same; and R₇ and R₈ are the same.
112. The method of Claim 111 wherein R₁ and R₂ are both an aliphatic or substituted aliphatic group and R₃ and R₄ are both a lower alkyl group or a substituted lower alkyl group.
113. The method of Claim 111 wherein R₁ and R₂ are both substituted or unsubstituted C3-C8 cyclic aliphatic group and R₃ and R₄ are methyl, ethyl, phenyl, or thienyl.
114. The method of Claim 114 wherein R₇ and R₈ are both methyl or wherein R₇ and R₈, taken together, are propylene or butylene.
115. The method of Claim 114 wherein R₇ is -H and R₈ is lower alkyl, thienyl, phenyl or benzyl.
116. The method of Claim 114 wherein R₁ and R₂ are both a C3-C8 cyclic aliphatic substituted with one or more groups selected from -OH, -Br, -Cl, -I, -F, -OR^a, -OCOR^a, -COR^a, -CN, -NO₂, -COOH, -SO₃H, -NH₂, -NHR^a, -N(R^aR^b), -COOR^a, -CHO, -CONH₂, -CONHR^a, -CON(R^aR^b), -NHCOR^a, -NRCOR^a, -NHCOR^aH, -NHCONR^aH, -NHCON(R^aR^b), -NR^cCONH₂, -NR^cCONR^aH, -NR^cCON(R^aR^b), -C(=NH)-NH₂, -C(=NH)-NHR^a, -C(=NH)-N(R^aR^b), -C(=NR^c)-NH₂, -C(=NR^c)-NHR^a, -C(=NR^c)-N(R^aR^b), -NH-C(=NH)-NH₂, -NH-C(=NH)-NHR^a, -NH-C(=NH)-N(R^aR^b), -NH-C(=NR^c)-NH₂, -NH-C(=NR^c)-NHR^a, -NH-C(=NR^c)-N(R^aR^b), -NR^dH-C(=NH)-NH₂, -NR^d-C(=NH)-NHR^a, -NR^d-C(=NH)-N(R^aR^b), -NR^d-C(=NR^c)-NH₂, -NR^d-C(=NR^c)-NHR^a, -NR^d-C(=NR^c)-N(R^aR^b), -NHNH₂, -NHNHR^a, -NHR^aR^b, -SO₂NH₂, -SO₂NHR^a, -SO₂NR^aR^b, -CH=CHR^a, -

CH=CR^aR^b, -CR^c=CR^aR^b, -CR^c=CHR^a, -CR^c=CR^aR^b, -CCR^a, -SH, -SR^a, -S(O)R^a, -S(O)₂R^a, alkyl groups, substituted alkyl group, non-aromatic heterocyclic group, substituted non-aromatic heterocyclic group, benzyl group, substituted benzyl group, aryl group or substituted aryl group wherein R^a-R^d are each independently an alkyl group, substituted alkyl group, benzyl, substituted benzyl, aromatic or substituted aromatic group, or, -NR^aR^d, taken together, can also form a substituted or unsubstituted non-aromatic heterocyclic group.

117. A method of treating a subject with cancer, said method comprising administering to the subject an effective amount of taxol or a taxol analog and an effective amount of a compound represented by the following structural formula:



or a physiologically acceptable salt thereof, wherein:

Y' is a covalent bond or -CR₇R₈-;

R₁ and R₂ are both a substituted or unsubstituted aliphatic group;

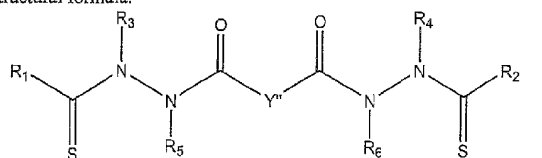
R₃ and R₄ are both -H, methyl or ethyl; and

R₇ is -H and R₈ is -H or methyl.

118. The method of Claim 117 wherein R₁ and R₂ are both C3-C8 cyclic aliphatic group substituted with one or more groups selected from -OH, -Br, -Cl, -I, -F, -OR^a, -O-COR^a, -COR^a, -CN, -NO₂, -COOH, -SO₃H, -NH₂, -NHR^a, -N(R^aR^b), -COOR^a, -CHO, -CONH₂, -CONHR^a, -CON(R^aR^b), -NHCOR^a, -NRCOR^a, -NHCONH₂, -NHCONR^aH, -NHCON(R^aR^b), -NR^cCONH₂, -NR^cCONR^aH, -NR^cCON(R^aR^b), -C(=NH)-NH₂, -C(=NH)-NHR^a, -C(=NH)-N(R^aR^b), -C(=NR^c)-NH₂, -C(=NR^c)-NHR^a, -C(=NR^c)-N(R^aR^b), -NH-C(=NH)-NH₂, -NH-C(=NH)-NHR^a, -NH-C(=NH)-N(R^aR^b), -NH-C(=NR^c)-NH₂, -NH-C(=NR^c)-NHR^a, -NH-C(=NR^c)-N(R^aR^b), -NR^dH-C(=NH)-NH₂, -NR^d-C(=NH)-NHR^a, -NR^d-C(=NH)-N(R^aR^b), -NR^d-C(=NR^c)-NH₂, -NR^d-C(=NR^c)-NHR^a, -NR^d-C(=NR^c)-N(R^aR^b), -NHNH₂, -NHNHR^a, -NHR^aR^b, -SO₂NH₂, -SO₂NHR^a, -SO₂NR^aR^b, -CH=CHR^a, -CH=CR^aR^b, -CR^c=CR^aR^b, -CR^c=CHR^a, -CR^c=CR^aR^b, -CCR^a, -SH, -SR^a, -S(O)R^a, -S(O)₂R^a, alkyl groups, substituted alkyl group, non-aromatic heterocyclic group, substituted non-aromatic heterocyclic group, benzyl group, substituted benzyl

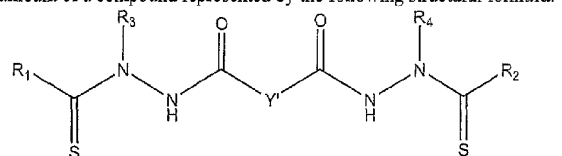
group, aryl group or substituted aryl group wherein R^a - R^d are each independently an alkyl group, substituted alkyl group, benzyl, substituted benzyl, aromatic or substituted aromatic group, or, $-NR^aR^d$, taken together, can also form a substituted or unsubstituted non-aromatic heterocyclic group.

119. The method of Claim 89 wherein R_5 and R_6 are the same.
120. The method of Claim 119 wherein the compound is represented by the following structural formula:



wherein Y'' is a covalent bond or $-CH_2-$.

121. The method of Claim 120 wherein R_5 and R_6 are both a lower alkyl group or a phenyl group.
122. The method of Claim 121 wherein R_5 and R_6 are both a methyl group.
123. The method of Claim 120 wherein R_1 and R_2 are both a C3-C8 cyclic aliphatic or a substituted C3-C8 cyclic aliphatic group; R_3 and R_4 are both a lower alkyl group; and R_5 and R_6 are both a lower alkyl group.
124. A method of treating a subject with cancer, said method comprising administering to the subject an effective amount of taxol or a taxol analog and an effective amount of a compound represented by the following structural formula:

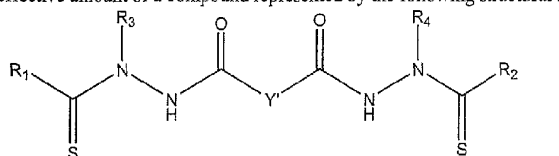


or a physiologically acceptable salt thereof, wherein Y' is a covalent bond or $-CR_7R_8-$; and wherein

- a) R₁ and R₂ are both cyclopropyl; R₃ and R₄ are both methyl; R₇ and R₈ are both -H;
- b) R₁ and R₂ are both cyclopropyl; R₃ and R₄ are both ethyl; R₇ and R₈ are both H;
- c) R₁ and R₂ are both cyclopropyl; R₃ and R₄ are both methyl; R₇ is methyl; R₈ is -H;
- d) R₁ and R₂ are both 1-methylcyclopropyl; R₃ and R₄ are both methyl; Y' is bond;
- c) R₁ and R₂ are both 1-methylcyclopropyl; R₃ and R₄ are both methyl; R₇ and R₈ are both -H;
- f) R₁ and R₂ are both 1-methylcyclopropyl; R₃ and R₄ are both methyl; R₇ is methyl and R₈ is -H;
- g) R₁ and R₂ are both 1-methylcyclopropyl; R₃ and R₄ are both methyl; R₇ is ethyl and R₈ is -H;
- h) R₁ and R₂ are both 1-methylcyclopropyl; R₃ and R₄ are both methyl; R₇ is *n*-propyl and R₈ is -H;
- i) R₁ and R₂ are both 1-methylcyclopropyl; R₃ and R₄ are both methyl; R₇ and R₈ are both methyl;
- j) R₁ and R₂ are both 1-methylcyclopropyl; R₃ and R₄ are both ethyl; R₇ and R₈ are both -H;
- k) R₁ and R₂ are both 1-methylcyclopropyl; R₃ is methyl, and R₄ is ethyl; R₇ and R₈ are both -H;
- l) R₁ and R₂ are both 2-methylcyclopropyl; R₃ and R₄ are both methyl; R₇ and R₈ are both -H;
- m) R₁ and R₂ are both 2-phenylcyclopropyl; R₃ and R₄ are both methyl; R₇ and R₈ are both -H;
- n) R₁ and R₂ are both 1-phenylcyclopropyl; R₃ and R₄ are both methyl; R₇ and R₈ are both -H;
- o) R₁ and R₂ are both cyclobutyl; R₃ and R₄ are both methyl; R₇ and R₈ are both -H;
- p) R₁ and R₂ are both cyclopentyl; R₃ and R₄ are both methyl; R₇ and R₈ are both -H;
- q) R₁ and R₂ are both cyclohexyl; R₃ and R₄ are both methyl; R₇ and R₈ are both -H;
- r) R₁ and R₂ are both cyclohexyl; R₃ and R₄ are both phenyl; R₇ and R₈ are both -H;

- s) R₁ and R₂ are both methyl; R₃ and R₄ are both methyl; R₇ and R₈ are both -H;
- t) R₁ and R₂ are both methyl; R₃ and R₄ are both *t*-butyl; R₇ and R₈ are both -H;
- u) R₁ and R₂ are both methyl; R₃ and R₄ are both phenyl; R₇ and R₈ are both -H;
- v) R₁ and R₂ are both *t*-butyl; R₃ and R₄ are both methyl; R₇ and R₈ are both -H;
- w) R₁ and R₂ are ethyl; R₃ and R₄ are both methyl; R₇ and R₈ are both -H; or
- x) R₁ and R₂ are both *n*-propyl; R₃ and R₄ are both methyl; R₇ and R₈ are both -H.

125. A method of treating a subject with cancer, said method comprising administering to the subject an effective amount of taxol or a taxol analog and an effective amount of a compound represented by the following structural formula:



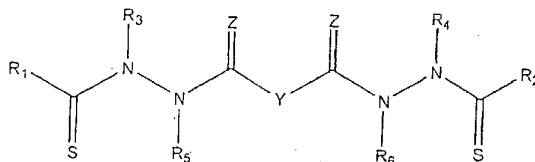
or a physiologically acceptable salt thereof, wherein Y' is a covalent bond or -CR₇R₈-, wherein:

- a) R₁ and R₂ are both cyclopropyl; R₃ and R₄ are both methyl; R₇ and R₈ are both -H;
- b) R₁ and R₂ are both 1-methylcyclopropyl; R₃ and R₄ are both methyl; Y' is bond;
- c) R₁ and R₂ are both 1-methylcyclopropyl; R₃ and R₄ are both ethyl; R₇ and R₈ are both -H;
- d) R₁ and R₂ are both 1-methylcyclopropyl; R₃ and R₄ are both methyl; R₇ is methyl; R₈ is -H;
- e) R₁ and R₂ are both 1-methylcyclopropyl; R₃ and R₄ are both ethyl; R₇ and R₈ are both -H; or
- f) R₁ and R₂ are both methyl; R₃ and R₄ are both methyl; R₇ and R₈ are both -H.

2002354641 18 May 2005

- 63 -

126. Use of a compound represented by the following structural formula:



or a pharmaceutically acceptable salt thereof, wherein:

Y is a covalent bond, a phenylene group or a substituted or unsubstituted hydrocarbyl group, or, Y, taken together with both $>C=Z$ groups to which it is bonded, is a substituted or unsubstituted aromatic group;

R_1 is an aliphatic group, a substituted aliphatic group, a non-aromatic heterocyclic, or a substituted non-aromatic heterocyclic;

R_2 - R_4 are independently -H, an aliphatic group, a substituted aliphatic group, a non-aromatic heterocyclic, a substituted non-aromatic heterocyclic, an aryl group or a substituted aryl group, or R_1 and R_3 taken together with the carbon and nitrogen atoms to which they are bonded, and/or R_2 and R_4 taken together with the carbon and nitrogen atoms to which they are bonded, form a non-aromatic heterocyclic ring optionally fused to an aromatic ring;

2002354641 18 May 2005

- 64 -

R₅-R₆ are independently -H, an aliphatic group, a substituted aliphatic group, an aryl group or a substituted aryl group;

and Z is =O or =S

in the manufacture of a medicament for treating cancer by coadministration with taxol or a taxol analog.

127. The use of Claim 126 wherein:

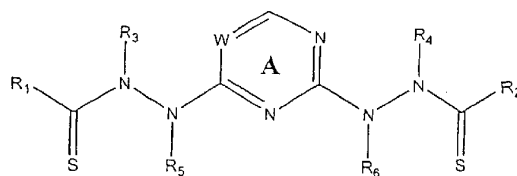
Y is a covalent bond or a substituted or unsubstituted hydrocarbyl group, or, Y, taken together with both >C=Z groups to which it is bonded, is a substituted or unsubstituted aromatic group;

R₁ is an aliphatic group, a substituted aliphatic group;

R₂-R₄ are independently -H, an aliphatic group, a substituted aliphatic group, an aryl group or a substituted aryl group, or R₁ and R₃ taken together with the carbon and nitrogen atoms to which they are bonded, and/or R₂ and R₄ taken together with the carbon and nitrogen atoms to which they are bonded, form a non-aromatic heterocyclic ring optionally fused to an aromatic ring.

128. The use of Claim 127 wherein Y, taken together with both >C=Z groups to which it is bonded, is a substituted or unsubstituted aromatic group.

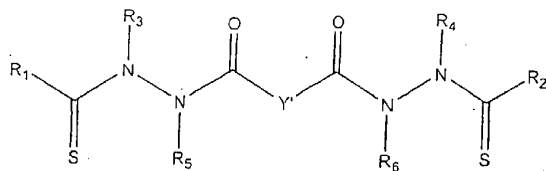
129. The use of Claim 128 wherein the compound is represented by the following structural formula:



wherein Ring A is substituted or unsubstituted and W is -CH- or -N-.

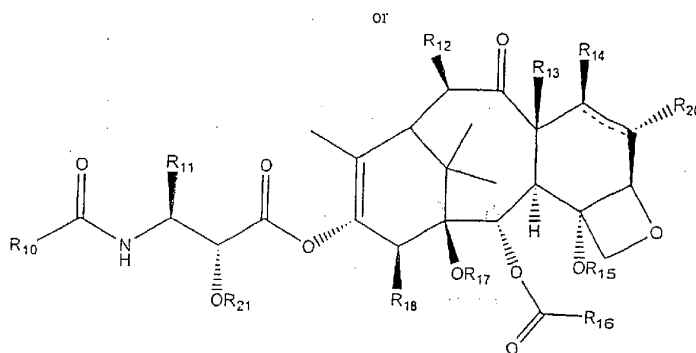
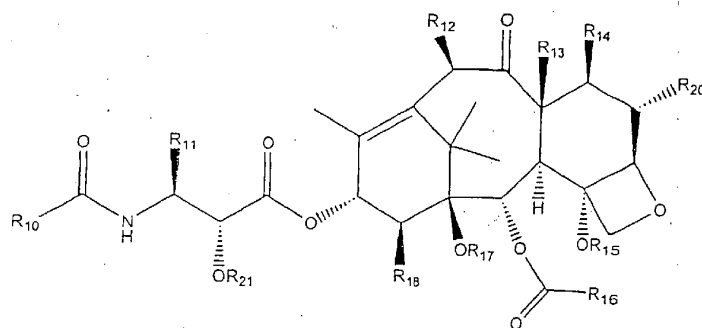
130. The use of Claim 127 wherein Y is a covalent bond or a substituted or unsubstituted straight chained hydrocarbyl group.

131. The use of Claim 127 wherein the compound is represented by the following structural formula:



wherein Y' is a covalent bond or $-CR_7R_8-$ and R_7 and R_8 are each independently -H, an aliphatic or substituted aliphatic group, or R_7 is -H and R_8 is a substituted or unsubstituted aryl group, or R_7 and R_8 , taken together, are a C2-C6 substituted or unsubstituted alkylene group.

132. The use of Claim 131 wherein the taxol analog is represented by a structural formula selected from:



wherein:

R₁₀ is a lower alkyl group, a substituted lower alkyl group, a phenyl group, a substituted phenyl group, -SR₁₉, -NHR₁₉ or -OR₁₉;

R₁₁ is a lower alkyl group, a substituted lower alkyl group, an aryl group or a substituted aryl group;

R₁₂ is -H, -OH, lower alkyl, substituted lower alkyl, lower alkoxy, substituted lower alkoxy, -O-C(O)-(lower alkyl), -O-C(O)-(substituted lower alkyl), -O-CH₂-O-(lower alkyl) -S-CH₂-O-(lower alkyl);

R₁₃ is -H, -CH₃, or, taken together with R₁₄, -CH₂-;

R₁₄ is -H, -OH, lower alkoxy, -O-C(O)-(lower alkyl), substituted lower alkoxy, -O-C(O)-(substituted lower alkyl), -O-CH₂-O-P(O)(OH)₂, -O-CH₂-O-(lower alkyl), -O-CH₂-S-(lower alkyl) or, taken together with R₂₀, a double bond;

R₁₅ -H, lower acyl, lower alkyl, substituted lower alkyl, alkoxymethyl, alkhthiomethyl, -OC(O)-O(lower alkyl), -OC(O)-O(substituted lower alkyl), -OC(O)-NH(lower alkyl) or -OC(O)-NH(substituted lower alkyl);

R₁₆ is phenyl or substituted phenyl;

R₁₇ is -H, lower acyl, substituted lower acyl, lower alkyl, substituted, lower alkyl, (lower alkoxy)methyl or (lower alkyl)thiomethyl;

R₁₈ -H, -CH₃ or, taken together with R₁₇ and the carbon atoms to which R₁₇ and R₁₈ are bonded, a five or six membered a non-aromatic heterocyclic ring;

R₁₉ is a lower alkyl group, a substituted lower alkyl group, a phenyl group, a substituted phenyl group;

R₂₀ is -H or a halogen; and

R₂₁ is -H, lower alkyl, substituted lower alkyl, lower acyl or substituted lower acyl.

133. The use of Claim 132 wherein:

R₁₀ is phenyl, *tert*-butoxy, -S-CH₂-CH-(CH₃)₂, -S-CH(CH₃)₃, -S-(CH₂)₃CH₃, -O-CH(CH₃)₃, -NH-CH(CH₃)₃, -CH=C(CH₃)₂ or *para*-chlorophenyl;

R₁₁ is phenyl, (CH₃)₂CHCH₂-, -2-furanyl, cyclopropyl or *para*-toluyl;

R₁₂ is -H, -OH, CH₃CO- or -(CH₂)₂-*N*-morpholino;

R₁₃ is methyl, or, R₁₃ and R₁₄, taken together, are -CH₂-;

R₁₄ is -H, -CH₂SCH₃ or -CH₂-O-P(O)(OH)₂;

R₁₅ is CH₃CO-;

R₁₆ is phenyl;

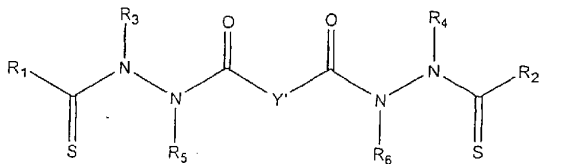
R₁₇ -H, or, R₁₇ and R₁₈, taken together, are -O-CO-O-;

R₁₈ is -H;

R₂₀ is -H or -F; and

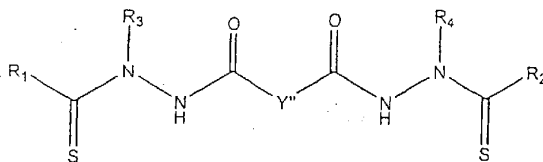
R₂₁ is -H, -C(O)-CHBr-(CH₂)₁₃-CH₃ or -C(O)-(CH₂)₁₄-CH₃; -C(O)-CH₂-CH(OH)-COOH, -C(O)-CH₂-O-C(O)-CH₂CH(NH₂)-CONH₂, -C(O)-CH₂-O-CH₂CH₂OCH₃ or -C(O)-O-C(O)-CH₂CH₃.

134. The use of Claim 132 wherein the taxol analog is represented by a structure shown in any one of Figures 5-25.
135. The use of Claim 131 wherein the taxol analog is the copolymer of *N*-(2-hydroxypropyl)methacrylamide, methacryloylglycine-2-hydroxypropylamide and [2aR[2α,4β,4β,6β,9α (2R,3S),11β,12α,12α,12α]]-6,12b-diacetoxy-9-[3-benzamido-2-(methacryloyl-glycyl-L-phenylalanyl-L-leucylglycyloxy)-3-phenylpropionyloxy]-12-benzoyloxy-4,11-dihydroxy-4a,8,13,13-tetramethyl-2a,3,4,4a,5,6,9,10,11,12,12a,12b-dodecahydro-1H-7,11-methanocyclodeca[3,4]benz[1,2-b]oxet-5-one.
136. The use of Claim 131 wherein the subject is administered taxol or taxotere.
137. The use of Claim 127 wherein the compound is represented by the following structural formula:



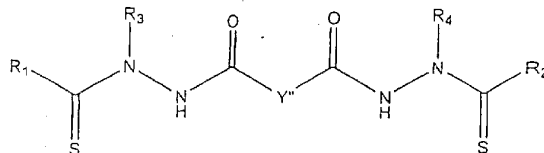
wherein Y' is a covalent bond or -CR₇R₈.

138. The use of Claim 127 wherein the compound is represented by the following structural formula:



wherein Y'' is a covalent bond or -CH₂- and R₇ and R₈ are each independently -H, an aliphatic or substituted aliphatic group, or R₇ is -H and R₈ is a substituted or unsubstituted aryl group, or, R₇ and R₈, taken together, are a C₂-C₆ substituted or unsubstituted alkylene group.

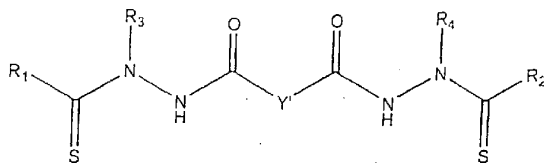
139. The use of Claim 138 wherein R₁ and R₂ are different.
140. The use of Claim 139 wherein the compound is represented by the following structural formula:



wherein Y'' is a covalent bond or -CH₂- and R₁ is a substituted or unsubstituted aliphatic group and R₂ is a substituted or unsubstituted aryl group.

141. The use of Claim 138 wherein R₁ and R₂ are the same and R₃ and R₄ are the same.
142. The use of Claim 141 wherein R₃ and R₄ are both a lower alkyl group or a substituted lower alkyl group.
143. The use of Claim 141 wherein R₃ and R₄ are both methyl or ethyl.
144. The use of Claim 141 wherein R₁ and R₂ are both an aliphatic or substituted aliphatic group.

145. The use of Claim 141 wherein R_1 and R_2 are both a substituted or unsubstituted C3-C8 cyclic aliphatic group.
146. The use of Claim 144 wherein R_1 and R_2 are both a C3-C8 cyclic aliphatic group substituted with one or more groups selected from -OH, -Br, -Cl, -I, -F, -OR^a, -O-COR^a, -COR^a, -CN, -NO₂, -COOH, -SO₃H, -NH₂, -NHR^a, -N(R^aR^b), -COOR^a, -CHO, -CONH₂, -CONHR^a, -CON(R^aR^b), -NHCOR^a, -NRCOR^a, -NHCONH₂, -NHCONR^aH, -NHCON(R^aR^b), -NR^cCONH₂, -NR^cCONR^aH, -NR^cCON(R^aR^b), -C(=NH)-NH₂, -C(=NH)-NHR^a, -C(=NH)-N(R^aR^b), -C(=NR^c)-NH₂, -C(=NR^c)-NHR^a, -C(=NR^c)-N(R^aR^b), -NH-C(=NH)-NH₂, -NH-C(=NH)-NHR^a, -NH-C(=NH)-N(R^aR^b), -NH-C(=NR^c)-NH₂, -NH-C(=NR^c)-NHR^a, -NH-C(=NR^c)-N(R^aR^b), -NR^dH-C(=NH)-NH₂, -NR^d-C(=NH)-NHR^a, -NR^d-C(=NH)-N(R^aR^b), -NHNH₂, -NHNHR^a, -NHR^aR^b, -SO₂NH₂, -SO₂NHR^a, -SO₂NR^aR^b, -CH=CHR^a, -CH=CR^aR^b, -CR^c=CR^aR^b, -CR^c=CHR^a, -CR^c=CR^aR^b, -CCR^a, -SH, -SR^a, -S(O)R^a, -S(O)₂R^a, alkyl group, substituted alkyl group, non-aromatic heterocyclic group, substituted non-aromatic heterocyclic group, benzyl group, substituted benzyl group, aryl group or substituted aryl group wherein R^a-R^d are independently an alkyl group, substituted alkyl group, benzyl, substituted benzyl, aromatic or substituted aromatic group, or, -NR^aR^d, taken together, can also form a substituted or unsubstituted non-aromatic heterocyclic group.
147. The use of Claim 141 wherein R_3 and R_4 are both a phenyl group or a substituted phenyl group.
148. The use of Claim 147 wherein R_1 and R_2 are both a C3-C8 cyclic aliphatic or a C3-C8 substituted cyclic aliphatic group.
149. The use of Claim 147 wherein R_1 and R_2 are both a substituted aliphatic group.
150. The use of Claim 130 wherein the compound is represented by the following structural formula:

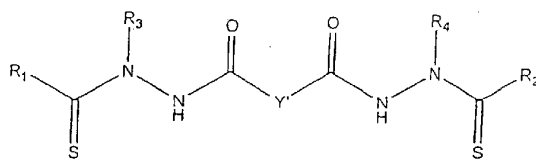


wherein Y' is a covalent bond or $-CR_7R_8-$.

151. The use of Claim 150 wherein R_7 and R_8 are different.
152. The use of Claim 150 where R_1 and R_2 are the same; R_3 and R_4 are the same; and R_7 and R_8 are the same.
153. The use of Claim 152 wherein R_1 and R_2 are both an aliphatic or substituted aliphatic group and R_3 and R_4 are both a lower alkyl group or a substituted lower alkyl group.
154. The use of Claim 152 wherein R_1 and R_2 are both substituted or unsubstituted C3-C8 cyclic aliphatic group and R_3 and R_4 are methyl, ethyl, phenyl, or thienyl.
155. The use of Claim 152 wherein R_7 and R_8 are both methyl or wherein R_7 and R_8 , taken together, are propylene or butylene.
156. The use of Claim 155 wherein R_7 is $-H$ and R_8 is lower alkyl, thienyl, phenyl or benzyl.
157. The use of Claim 155 wherein R_1 and R_2 are both a C3=C8 cyclic aliphatic substituted with one or more groups selected from $-OH$, $-Br$, $-Cl$, $-I$, $-F$, $-OR^a$, $-OCOR^a$, $-COR^a$, $-CN$, $-NO_2$, $-COOH$, $-SO_3H$, $-NH_2$, $-NHR^a$, $-N(R^aR^b)$, $-COOR^a$, $-CHO$, $-CONH_2$, $-CONHR^a$, $-CON(R^aR^b)$, $-NHCOR^a$, $-NRCOR^a$, $-NHCONH_2$, $-NHCONR^aH$, $-NHCON(R^aR^b)$, $-NR^cCONH_2$, $-NR^cCONR^aH$, $-NR^cCON(R^aR^b)$, $-C(=NH)-NH_2$, $-C(=NH)-NHR^a$, $-C(=NH)-N(R^aR^b)$, $-C(=NR^c)-NH_2$, $-C(=NR^c)-NHR^a$, $-C(=NR^c)-N(R^aR^b)$, $-NH-C(=NH)-NH_2$, $-NH-C(=NH)-NHR^a$, $-NH-C(=NH)-N(R^aR^b)$, $-NH-C(=NR^c)-NH_2$, $-NH-C(=NR^c)-NHR^a$, $-NH-C(=NR^c)-N(R^aR^b)$, $-NR^dH-C(=NH)-NH_2$, $-NR^d-C(=NH)-NHR^a$, $-NR^d-C(=NH)-N(R^aR^b)$, $-NR^d-C(=NR^c)-NH_2$, $-NR^d-C(=NR^c)-NHR^a$, $-NR^d-C(=NR^c)-N(R^aR^b)$, $-NHNH_2$, $-NHNHR^a$, $-NHR^aR^b$, $-SO_2NH_2$, $-SO_2NHR^a$, $-SO_2NR^aR^b$, $-CH=CHR^a$, $-$

CH=CR^aR^b, -CR^c=CR^aR^b, -CR^c=CHR^a, -CR^c=CR^aR^b, -CCR^a, -SH, -SR^a, -S(O)R^a, -S(O)₂R^a, alkyl groups, substituted alkyl group, non-aromatic heterocyclic group, substituted non-aromatic heterocyclic group, benzyl group, substituted benzyl group, aryl group or substituted aryl group wherein R^a-R^d are each independently an alkyl group, substituted alkyl group, benzyl, substituted benzyl, aromatic or substituted aromatic group, or, -NR^aR^d, taken together, can also form a substituted or unsubstituted non-aromatic heterocyclic group.

158. Use of a compound represented by the following structural formula:



or a physiologically acceptable salt thereof, wherein:

Y^{*} is a covalent bond or -CR₇R₈;

R₁ and R₂ are both a substituted or unsubstituted aliphatic group;

R₃ and R₄ are both -H, methyl or ethyl; and

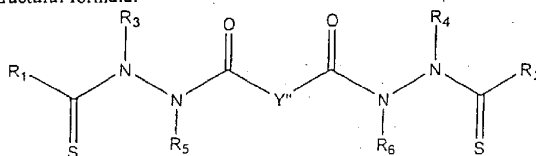
R₇ is -H and R₈ is -H or methyl

in the manufacture of a medicament for the treatment of cancer by coadministration with taxol or a taxol analog.

159. The use of Claim 158 wherein R₁ and R₂ are both C3-C8 cyclic aliphatic group substituted with one or more groups selected from -OH, -Br, -Cl, -I, -F, -OR^a, -O-COR^a, -COR^a, -CN, -NO₂, -COOH, -SO₃H, -NH₂, -NHR^a, -N(R^aR^b), -COOR^a, -CHO, -CONH₂, -CONHR^a, -CON(R^aR^b), -NHCOR^a, -NRCOR^a, -NHCONH₂, -NHCONR^aH, -NHCON(R^aR^b), -NR^cCONH₂, -NR^cCONR^aH, -NR^cCON(R^aR^b), -C(=NH)-NH₂, -C(=NH)-NHR^a, -C(=NH)-N(R^aR^b), -C(=NR^c)-NH₂, -C(=NR^c)-NHR^a, -C(=NR^c)-N(R^aR^b), -NH-C(=NH)-NH₂, -NH-C(=NH)-NHR^a, -NH-C(=NH)-N(R^aR^b), -NH-C(=NR^c)-NH₂, -NH-C(=NR^c)-NHR^a, -NH-C(=NR^c)-N(R^aR^b), -NR^dH-C(=NH)-NH₂, -NR^d-C(=NH)-NHR^a, -NR^d-C(=NH)-N(R^aR^b), -NR^d-C(=NR^c)-NH₂, -NR^d-C(=NR^c)-NHR^a, -NR^d-C(=NR^c)-N(R^aR^b), -NHNH₂, -NHNHR^a, -NHR^aR^b, -SO₂NH₂, -SO₂NHR^a, -SO₂NR^aR^b, -CH=CHR^a, -CH=CR^aR^b, -CR^c=CR^aR^b, -CR^c=CHR^a, -CR^c=CR^aR^b, -CCR^a, -SH, -SR^a, -S(O)R^a, -S(O)₂R^a, alkyl groups, substituted alkyl group, non-aromatic heterocyclic group, substituted non-aromatic heterocyclic group, benzyl group, substituted benzyl

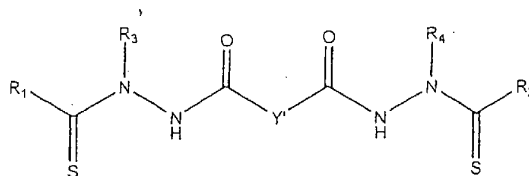
group, aryl group or substituted aryl group wherein R^a - R^d are each independently an alkyl group, substituted alkyl group, benzyl, substituted benzyl, aromatic or substituted aromatic group, or, $-NR^aR^d$, taken together, can also form a substituted or unsubstituted non-aromatic heterocyclic group.

160. The use of Claim 130 wherein R_5 and R_6 are the same.
161. The use of Claim 160 wherein the compound is represented by the following structural formula:



wherein Y' is a covalent bond or $-CH_2-$.

162. The use of Claim 161 wherein R_5 and R_6 are both a lower alkyl group or a phenyl group.
163. The use of Claim 162 wherein R_5 and R_6 are both a methyl group.
164. The use of Claim 161 wherein R_1 and R_2 are both a C3-C8 cyclic aliphatic or a substituted C3-C8 cyclic aliphatic group; R_3 and R_4 are both a lower alkyl group; and R_5 and R_6 are both a lower alkyl group.
165. Use of a compound represented by the following structural formula:



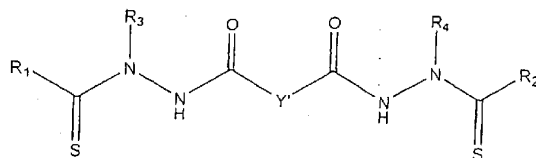
or a physiologically acceptable salt thereof, wherein Y' is a covalent bond or $-CR_7R_8-$; and wherein

- a) R_1 and R_2 are both cyclopropyl; R_3 and R_4 are both methyl; R_7 and R_8 are both -H;
- b) R_1 and R_2 are both cyclopropyl; R_3 and R_4 are both ethyl; R_7 and R_8 are both H;
- c) R_1 and R_2 are both cyclopropyl; R_3 and R_4 are both methyl; R_7 is methyl; R_8 is -H;
- d) R_1 and R_2 are both 1-methylcyclopropyl; R_3 and R_4 are both methyl; Y' is bond;
- e) R_1 and R_2 are both 1-methylcyclopropyl; R_3 and R_4 are both methyl; R_7 and R_8 are both -H;
- f) R_1 and R_2 are both 1-methylcyclopropyl; R_3 and R_4 are both methyl; R_7 is methyl and R_8 is -H;
- g) R_1 and R_2 are both 1-methylcyclopropyl; R_3 and R_4 are both methyl; R_7 is ethyl and R_8 is -H;
- h) R_1 and R_2 are both 1-methylcyclopropyl; R_3 and R_4 are both methyl; R_7 is *n*-propyl and R_8 is -H;
- i) R_1 and R_2 are both 1-methylcyclopropyl; R_3 and R_4 are both methyl; R_7 and R_8 are both methyl;
- j) R_1 and R_2 are both 1-methylcyclopropyl; R_3 and R_4 are both ethyl; R_7 and R_8 are both -H;
- k) R_1 and R_2 are both 1-methylcyclopropyl; R_3 is methyl, and R_4 is ethyl; R_7 and R_8 are both -H;
- l) R_1 and R_2 are both 2-methylcyclopropyl; R_3 and R_4 are both methyl; R_7 and R_8 are both -H;
- m) R_1 and R_2 are both 2-phenylcyclopropyl; R_3 and R_4 are both methyl; R_7 and R_8 are both -H;
- n) R_1 and R_2 are both 1-phenylcyclopropyl; R_3 and R_4 are both methyl; R_7 and R_8 are both -H;
- o) R_1 and R_2 are both cyclobutyl; R_3 and R_4 are both methyl; R_7 and R_8 are both -H;
- p) R_1 and R_2 are both cyclopentyl; R_3 and R_4 are both methyl; R_7 and R_8 are both -H;
- q) R_1 and R_2 are both cyclohexyl; R_3 and R_4 are both methyl; R_7 and R_8 are both -H;
- r) R_1 and R_2 are both cyclohexyl; R_3 and R_4 are both phenyl; R_7 and R_8 are both -H;

- s) R_1 and R_2 are both methyl; R_3 and R_4 are both methyl; R_7 and R_8 are both -H;
- t) R_1 and R_2 are both methyl; R_3 and R_4 are both *t*-butyl; R_7 and R_8 are both -H;
- u) R_1 and R_2 are both methyl; R_3 and R_4 are both phenyl; R_7 and R_8 are both -H;
- v) R_1 and R_2 are both *t*-butyl; R_3 and R_4 are both methyl; R_7 and R_8 are both -H;
- w) R_1 and R_2 are ethyl; R_3 and R_4 are both methyl; R_7 and R_8 are both -H; or
- x) R_1 and R_2 are both *n*-propyl; R_3 and R_4 are both methyl; R_7 and R_8 are both -H

in the manufacture of a medicament for treating cancer by coadministration with taxol or a taxol analog.

166. Use of a compound represented by the following structural formula:



or a physiologically acceptable salt thereof, wherein Y' is a covalent bond or $-CR_7R_8-$, wherein:

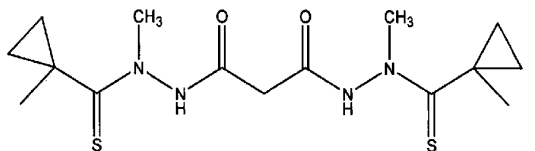
- a) R_1 and R_2 are both cyclopropyl; R_3 and R_4 are both methyl; R_7 and R_8 are both -H;
- b) R_1 and R_2 are both 1-methylcyclopropyl; R_3 and R_4 are both methyl; Y' is bond;
- c) R_1 and R_2 are both 1-methylcyclopropyl; R_3 and R_4 are both ethyl; R_7 and R_8 are both -H;
- d) R_1 and R_2 are both 1-methylcyclopropyl; R_3 and R_4 are both methyl; R_7 is methyl; R_8 is -H;
- e) R_1 and R_2 are both 1-methylcyclopropyl; R_3 and R_4 are both ethyl; R_7 and R_8 are both -H; or
- f) R_1 and R_2 are both methyl; R_3 and R_4 are both methyl; R_7 and R_8 are both -H

in the manufacture of a medicament for treating cancer by coadministration with taxol or a taxol analog.

2002354641 18 May 2005

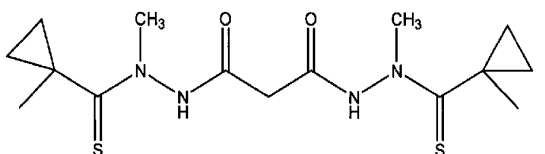
- 75 -

167. A compound represented by the following structural formula:



- 5 or a physiologically acceptable salt thereof.

168. A pharmaceutical composition comprising a pharmaceutically acceptable carrier or diluent and a compound represented by the following structural formula:

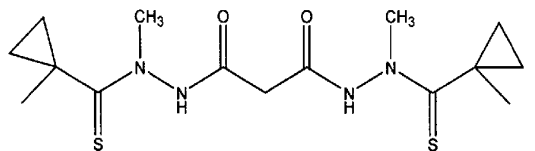


10

- or a physiologically acceptable salt thereof.

169. Use of a compound represented by the following structural formula:

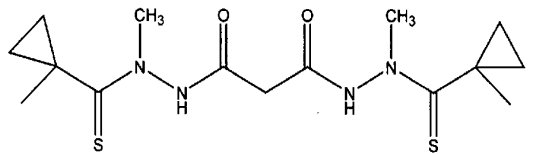
15



- or a physiologically acceptable salt thereof

- 20 in the manufacture of a medicament for treating cancer by coadministration with taxol or a taxol analog.

170. A method of treating a subject with cancer, said method comprising administering to the subject an effective amount of taxol or a taxol analog and an effective amount of a compound represented by the following structural formula:



or a physiologically acceptable salt thereof.

- 5 171. A compound of Formula (I) or a pharmaceutically or physiologically acceptable salt thereof substantially as hereinbefore described and/or exemplified.
172. A pharmaceutical composition substantially as hereinbefore described and/or exemplified.
- 10 173. A method of treating a subject with cancer substantially as hereinbefore described and/or exemplified.
174. Use of a compound of Formula (I) or a pharmaceutically or physiologically acceptable salt thereof substantially as hereinbefore described and/or exemplified.
- 15

DATED this 17th day of May, 2005

Synta Pharmaceuticals Corp.

- 20 By DAVIES COLLISON CAVE
Patent Attorneys for the Applicant

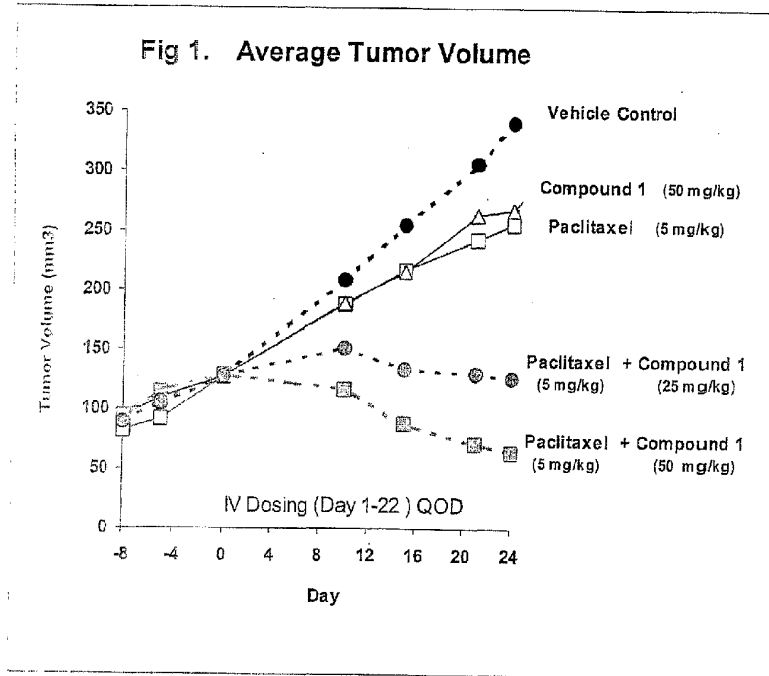


Figure 1

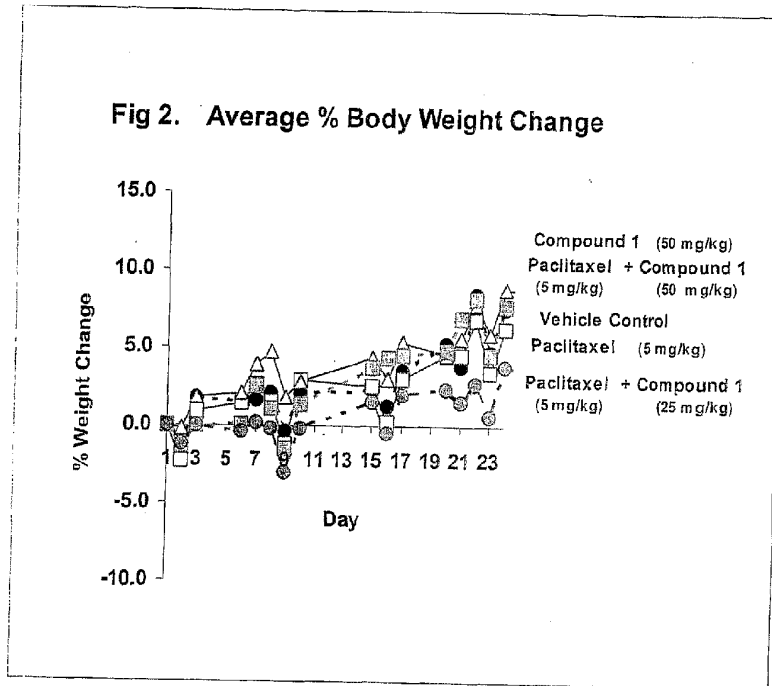


Figure 2

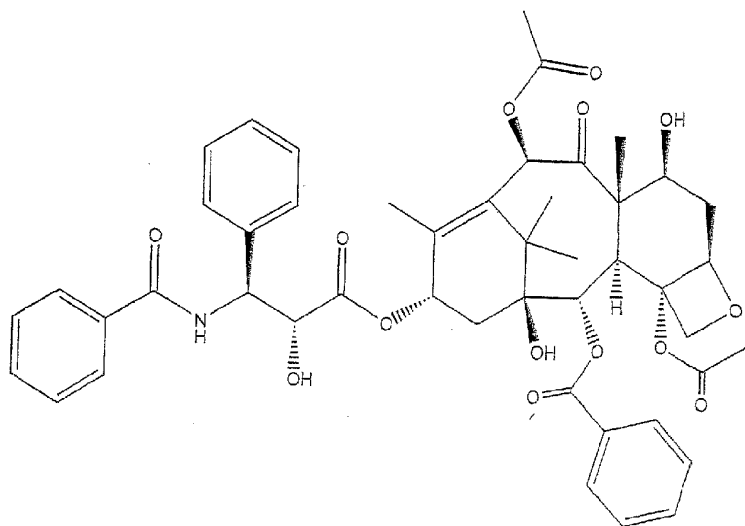


Figure 3

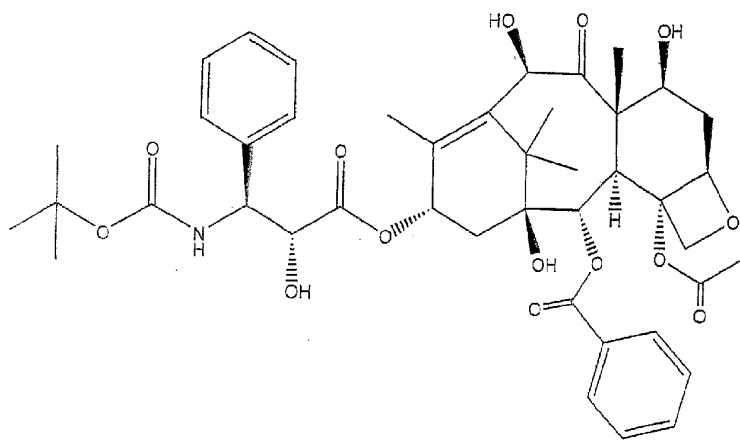
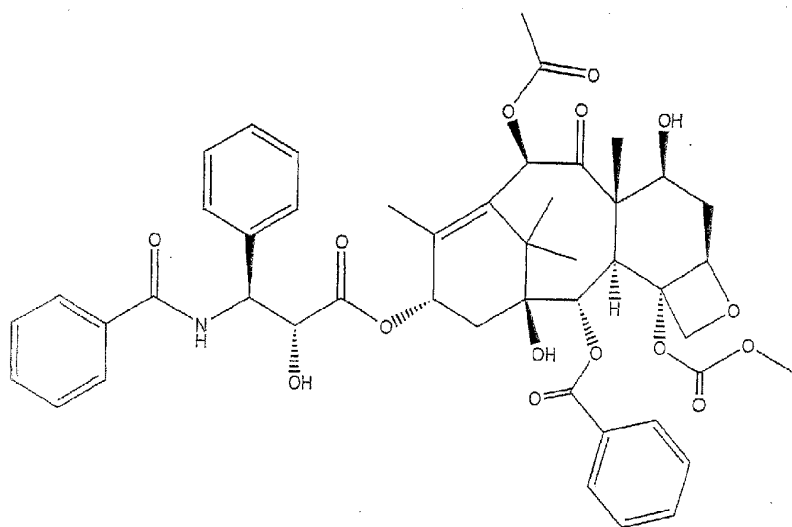


Figure 4

**Figure 5**

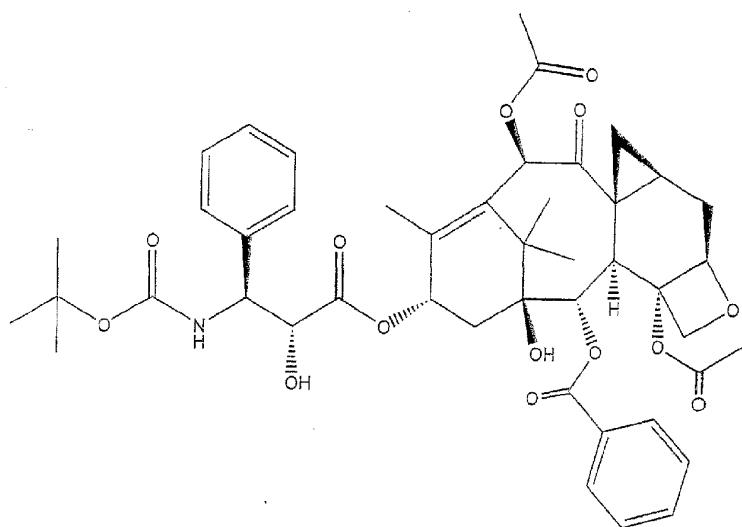


Figure 6

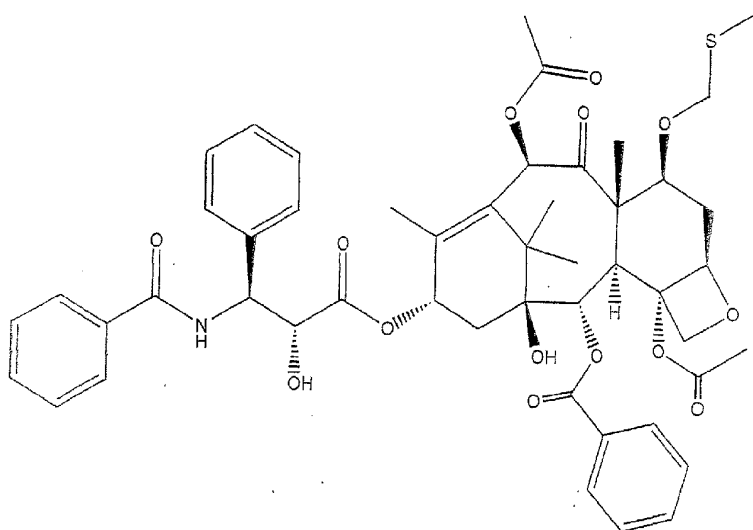


Figure 7

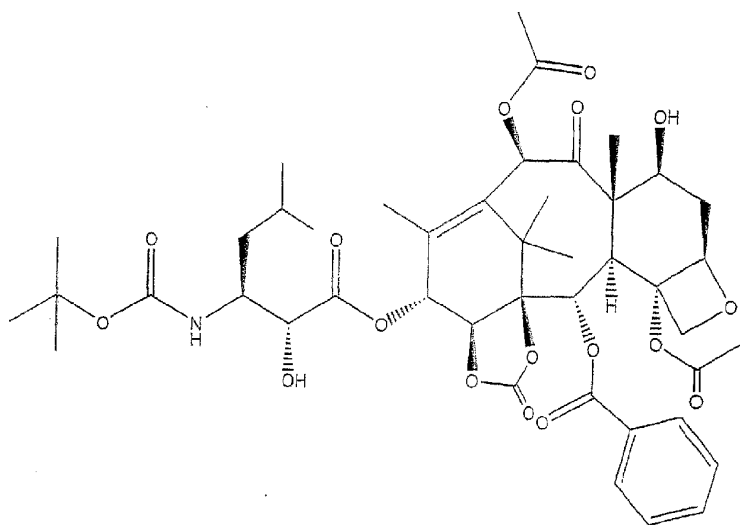


Figure 8

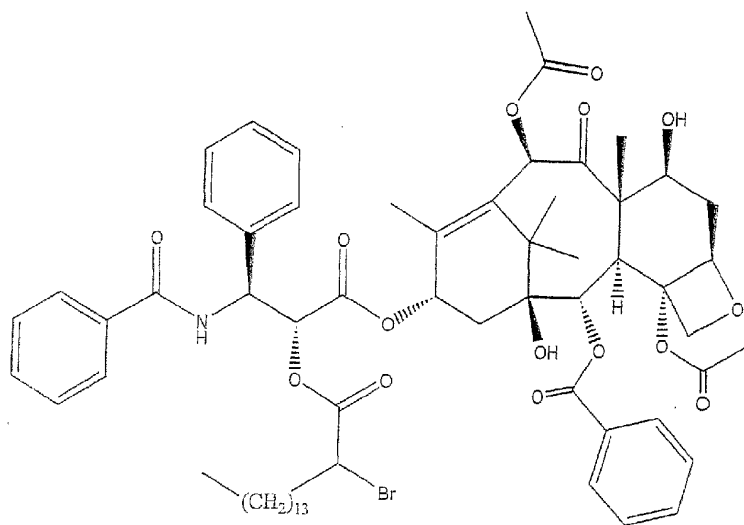


Figure 9

10/26

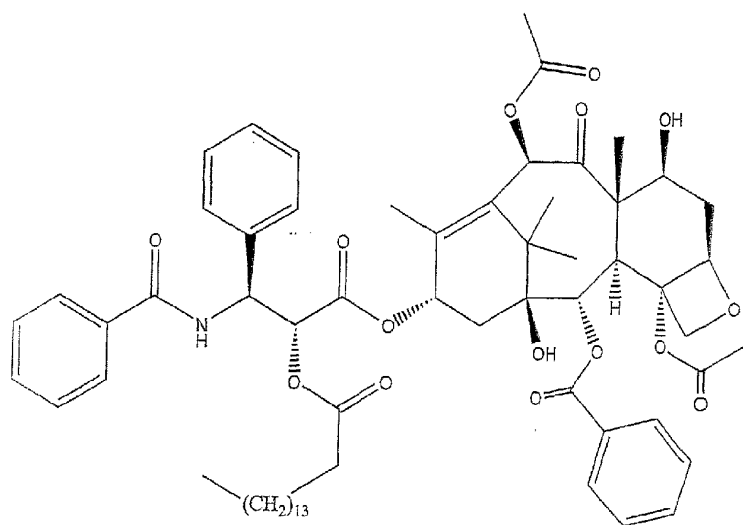


Figure 10

11/26

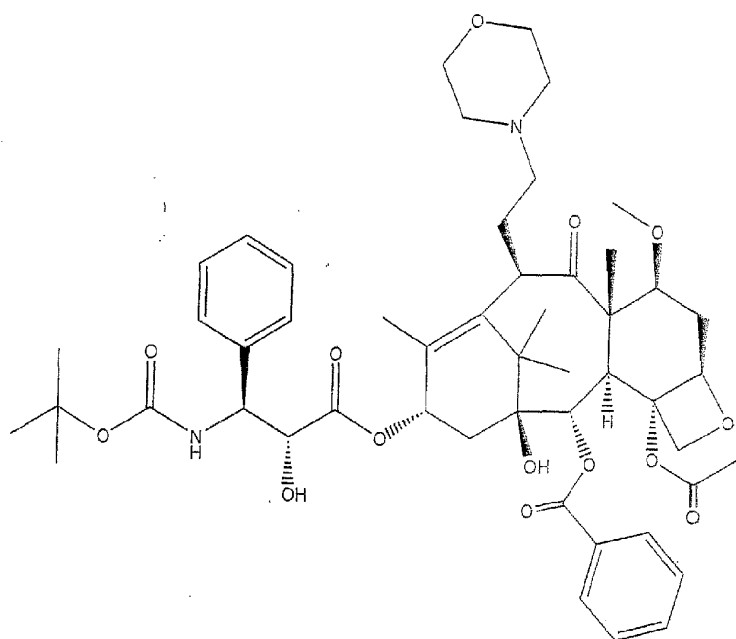


Figure 11

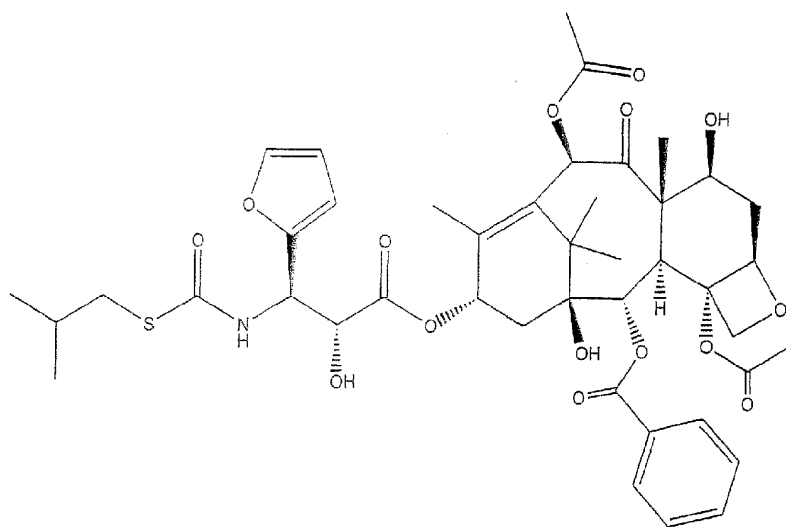


Figure 12

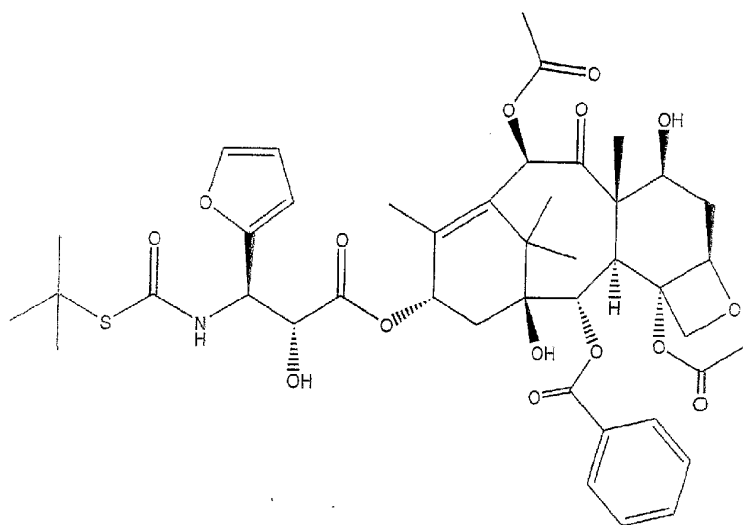


Figure 13

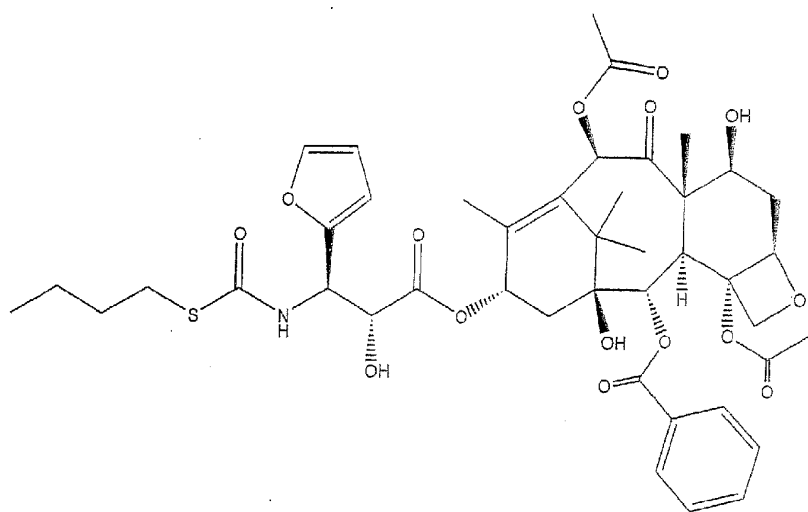


Figure 14

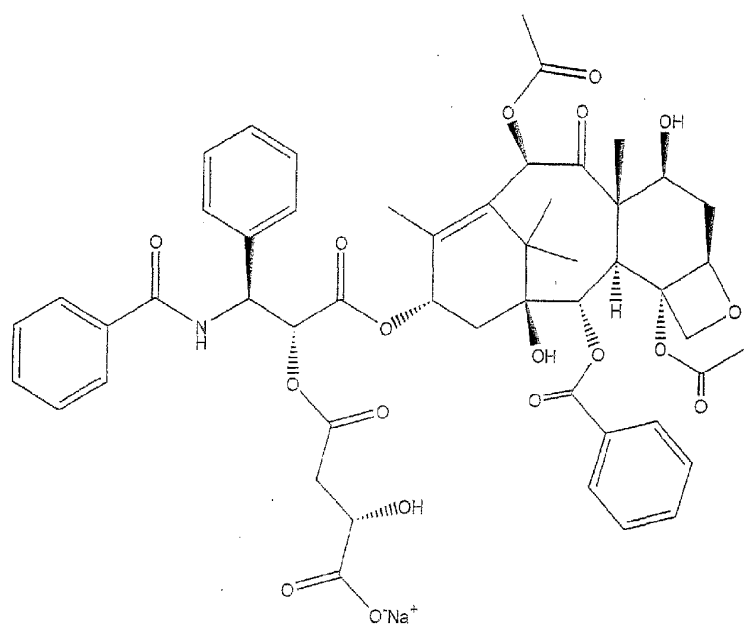


Figure 15

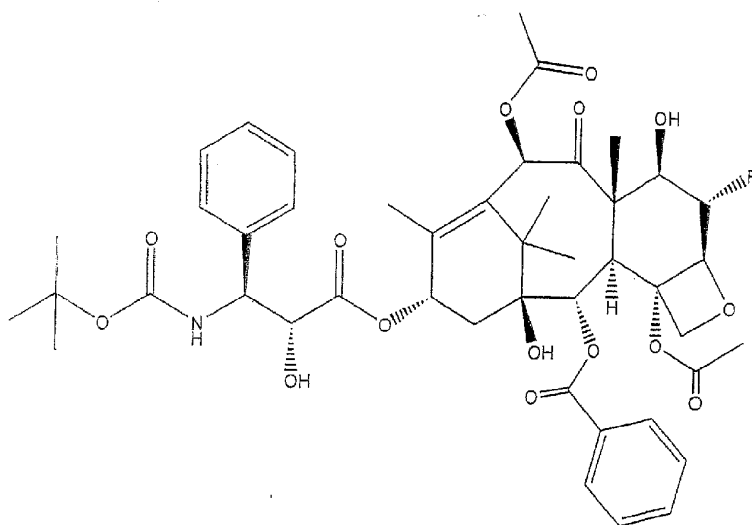


Figure 16

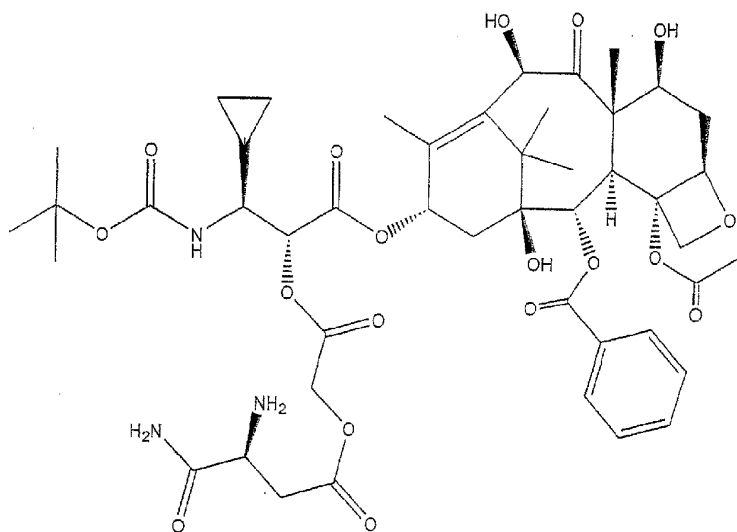


Figure 17

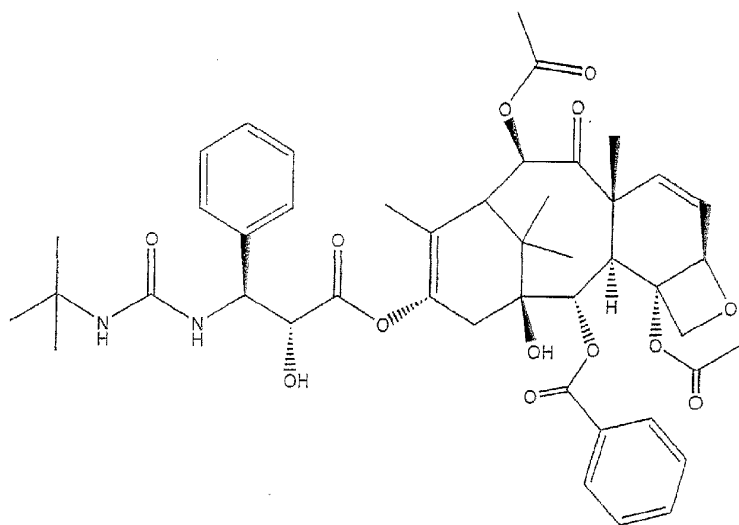


Figure 18

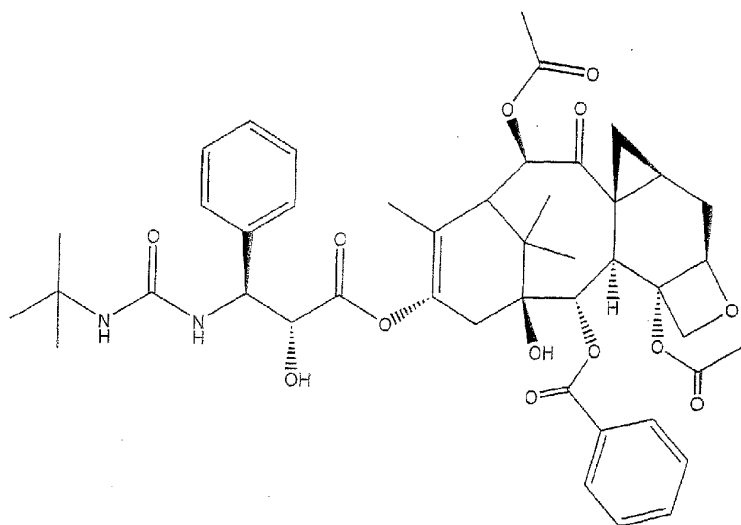


Figure 19

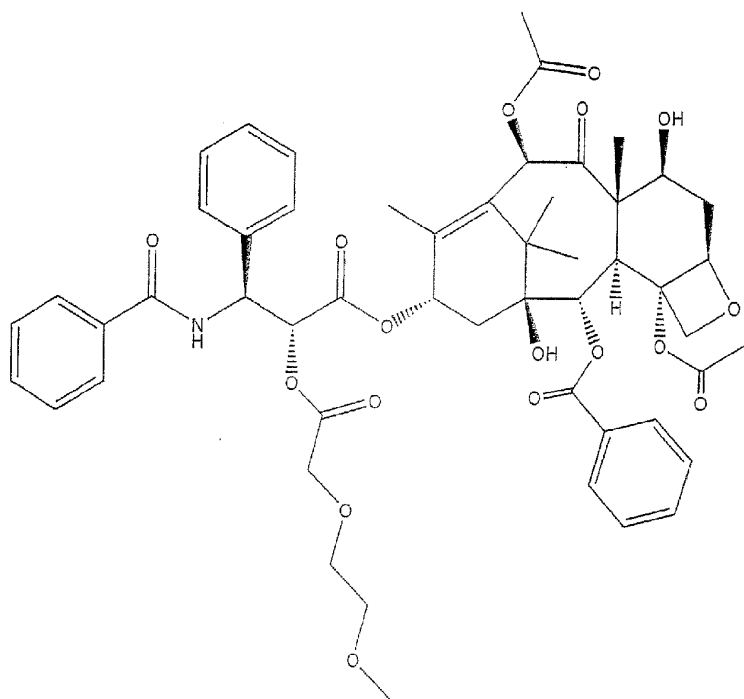


Figure 20

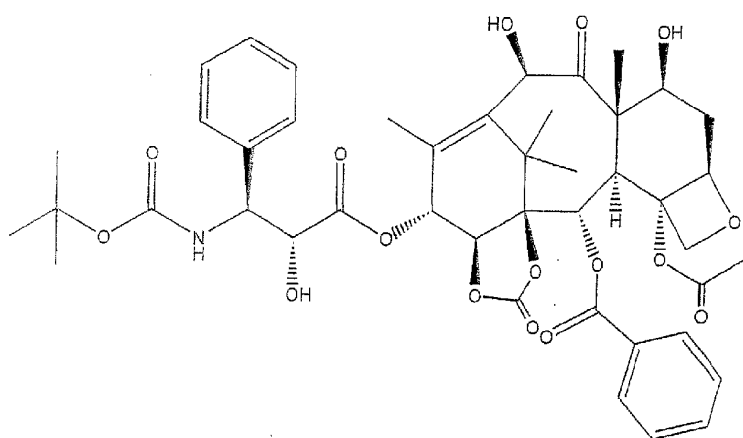


Figure 21

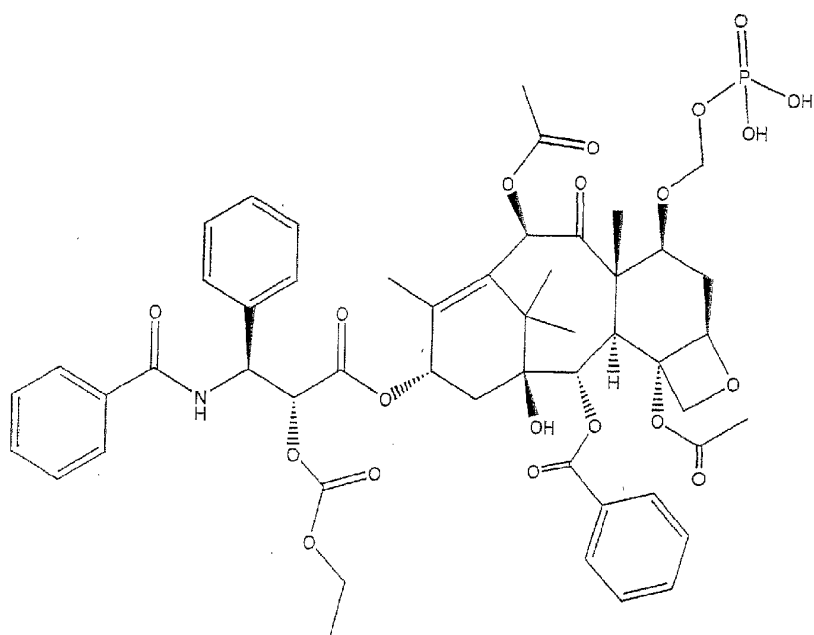


Figure 22

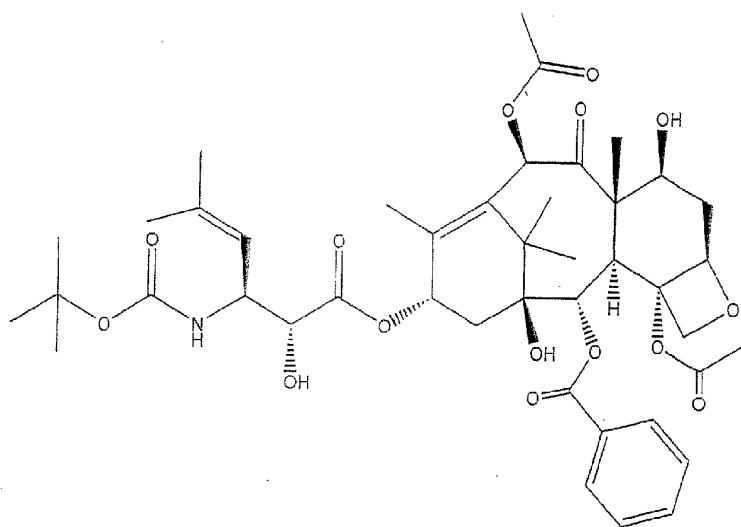


Figure 23

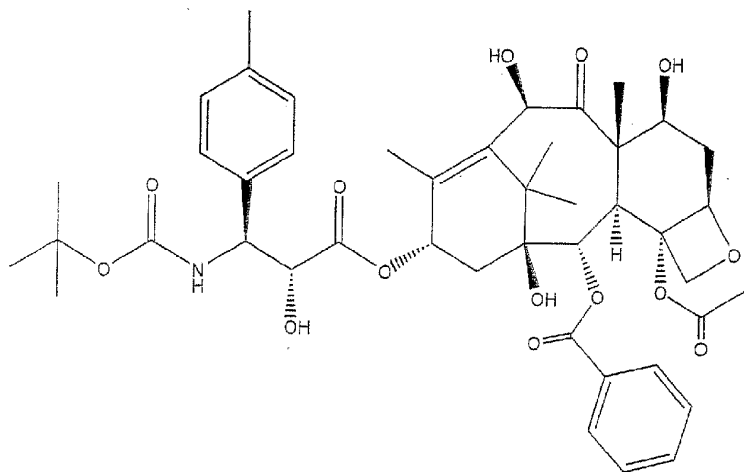


Figure 24

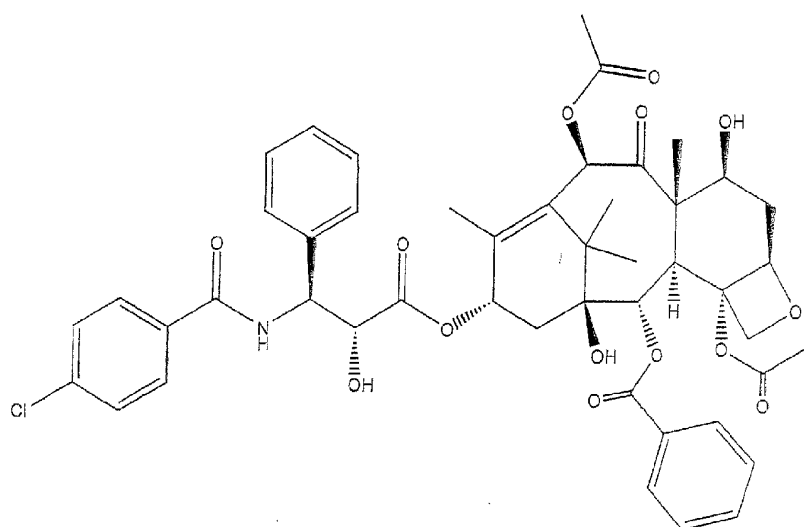


Figure 25

26/26

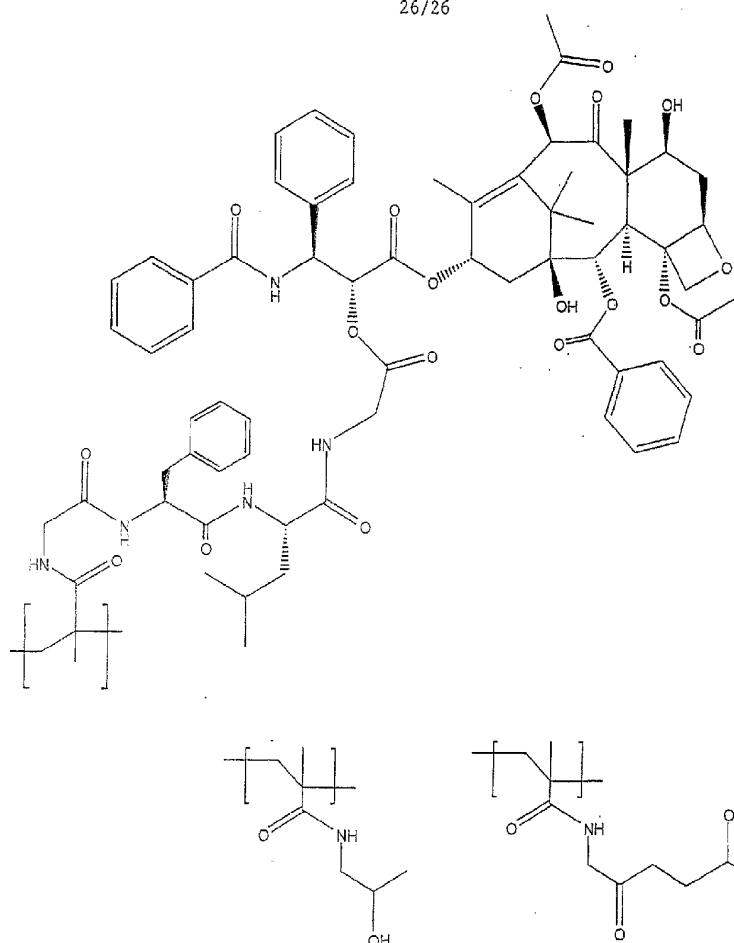


Figure 26