



US0D1006935S

(12) **United States Design Patent**
Zhu

(10) **Patent No.:** **US D1,006,935 S**

(45) **Date of Patent:** **** Dec. 5, 2023**

(54) **PUNCHING BAG**

(71) Applicant: **Qin Zhu**, Guangdong (CN)

(72) Inventor: **Qin Zhu**, Guangdong (CN)

(**) Term: **15 Years**

(21) Appl. No.: **29/856,918**

(22) Filed: **Oct. 18, 2022**

(51) **LOC (14) Cl.** **21-02**

(52) **U.S. Cl.**

USPC **D21/787**

(58) **Field of Classification Search**

USPC D21/787, 798, 440, 439, 688, 698

CPC A63B 2244/102; A63B 2244/106; A63B

2244/10; A63B 2244/104; A63B 69/224;

A63B 69/20; A63B 69/22; A63B

2220/53; A63B 2071/026

See application file for complete search history.

(56) **References Cited**

U.S. PATENT DOCUMENTS

D409,670 S * 5/1999 Kuo A63B 69/224

D21/662

6,027,435 A * 2/2000 Nadorf A63B 69/224

482/146

6,390,958 B1 * 5/2002 Chu A63B 69/22

482/90

7,297,092 B1 * 11/2007 Gaynor A63B 69/22

482/90

7,357,760 B1 * 4/2008 Rios A63B 69/22

482/90

7,651,447 B2 * 1/2010 Yang A63B 69/224

482/85

7,704,194 B1 * 4/2010 Chen A63B 69/224

482/90

8,246,493 B1 * 8/2012 Ling A63B 69/002

473/422

D835,612 S * 12/2018 Tong D14/225

D884,097 S * 5/2020 Ameri D21/694

D919,022 S * 5/2021 Yang D21/673

D926,903 S * 8/2021 Zheng D21/787

D946,093 S * 3/2022 Park D21/662

2006/0019803 A1 * 1/2006 Giaquinta A63B 69/22

482/83

2011/0251024 A1 * 10/2011 Hu A63B 69/224

482/90

2013/0109541 A1 * 5/2013 Fu A63B 21/00069

482/90

(Continued)

OTHER PUBLICATIONS

Freestanding Punching Bag Stand for Adult. Date First Available:

Mar. 14, 2023. Retrieved from internet: <<https://www.amazon.com/Freestanding-Punching-Standing-Inflatable-Kickboxing/dp/B0BYDNG9TL/>> [site visited Jun. 23, 2023] (Year: 2023).*

(Continued)

Primary Examiner — Katherine Glennon

Assistant Examiner — Yuan Yuan

(74) *Attorney, Agent, or Firm* — Che-Yang Chen; Law

Office of Michael Chen

(57) **CLAIM**

The ornamental design for a punching bag, as shown and described.

DESCRIPTION

FIG. 1 is a perspective view of a punching bag showing my new design;

FIG. 2 is a perspective view thereof from another angle;

FIG. 3 is a front elevational view thereof;

FIG. 4 is a rear elevational view thereof;

FIG. 5 is a left side elevational view thereof;

FIG. 6 is a right side elevational view thereof;

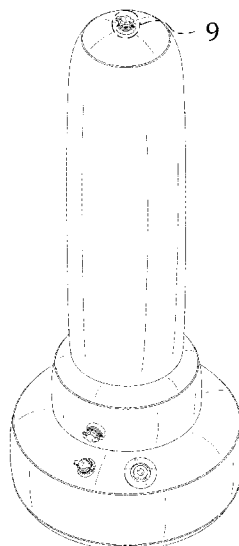
FIG. 7 is a top plan view thereof;

FIG. 8 is a bottom plan view thereof; and,

FIG. 9 is an enlarged view of a portion indicated with

numeric 9 in FIG. 1.

1 Claim, 9 Drawing Sheets



(56)

References Cited

U.S. PATENT DOCUMENTS

2013/0331235 A1* 12/2013 Fields A63B 69/22
482/83
2014/0066268 A1* 3/2014 Hafeken, Sr. A63B 69/22
482/85
2018/0001176 A1* 1/2018 Siklosi F16B 2/08
2022/0023696 A1* 1/2022 Park A63B 71/03

OTHER PUBLICATIONS

Juoifip Freestanding Punching Bags for Adults. Date First Available: Dec. 8, 2022. Retrieved from internet: <<https://www.amazon.ca/JUOIFIP-Heavy-Punching-Bags-Adults/dp/B0BKK8KCJN/>> [site visited Jun. 23, 2023] (Year: 2022).*
https://www.amazon.com/dp/B0B2LBL3C9?ref=myi_title_dp First date available: Sep. 9, 2022.

* cited by examiner

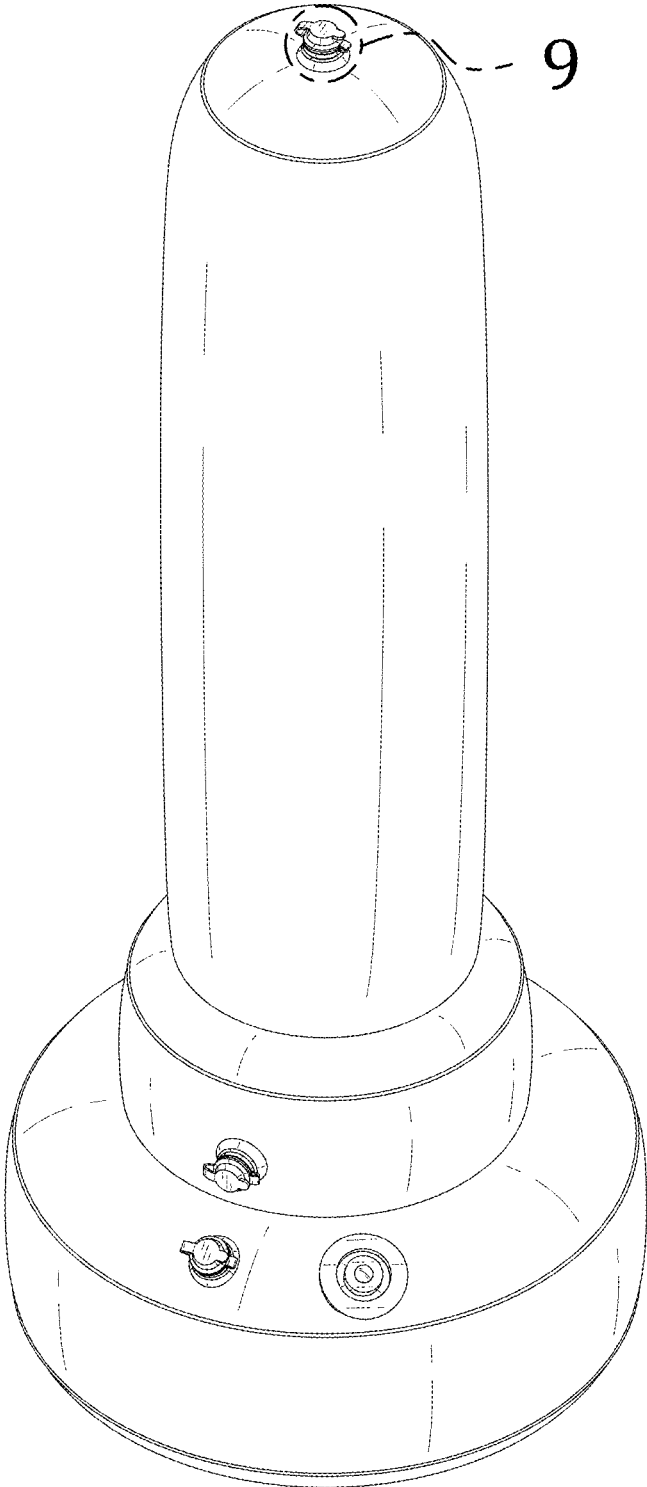


FIG. 1

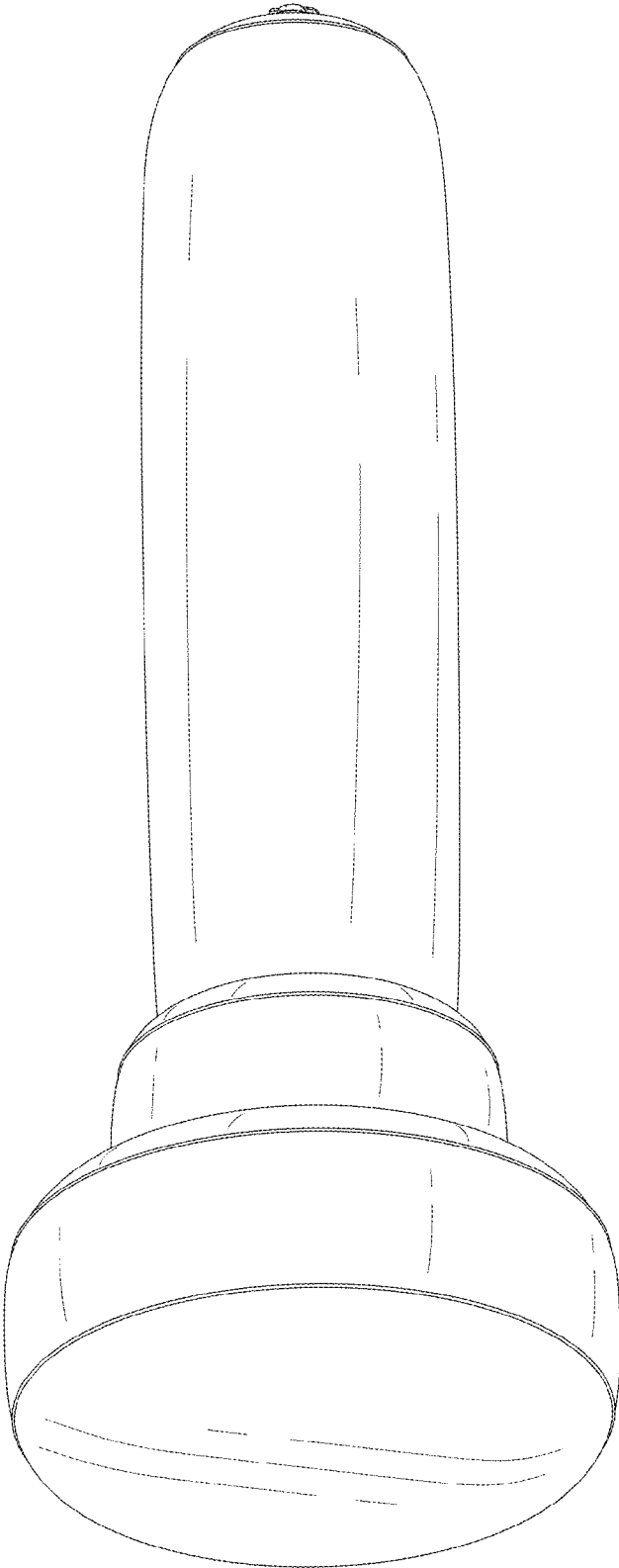


FIG. 2

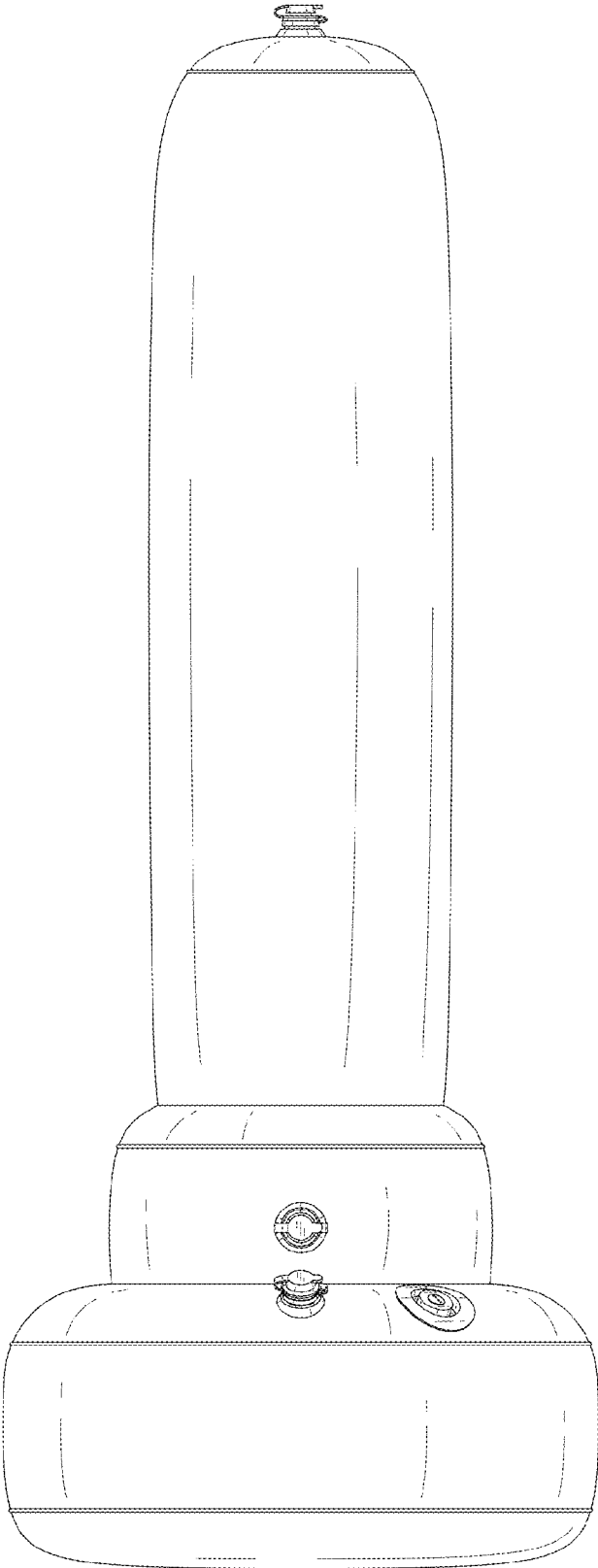


FIG. 3




FIG. 4




FIG. 5




FIG. 6

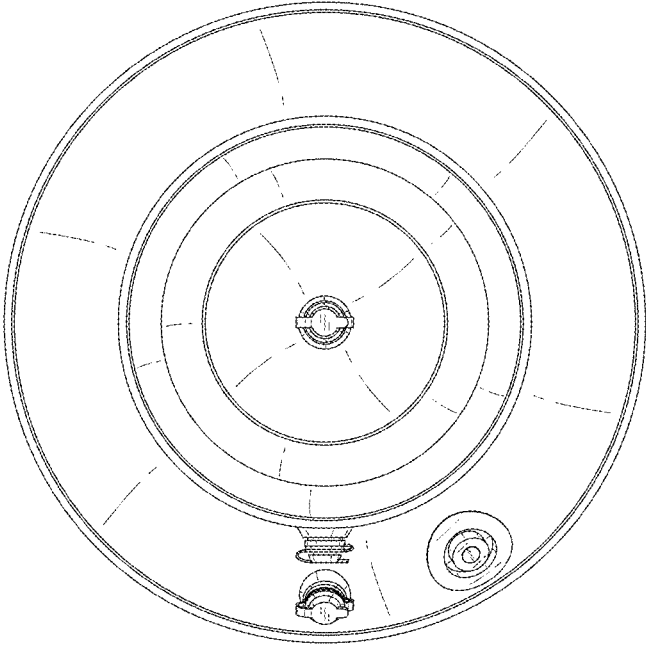


FIG. 7

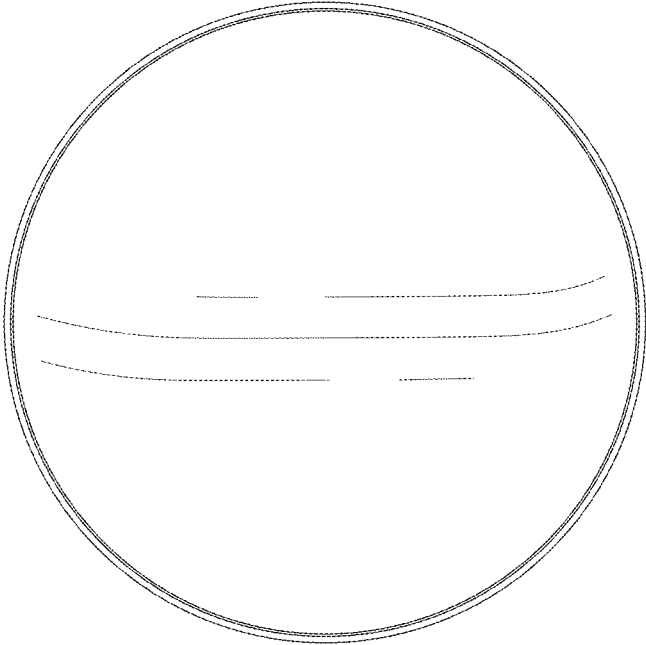


FIG. 8

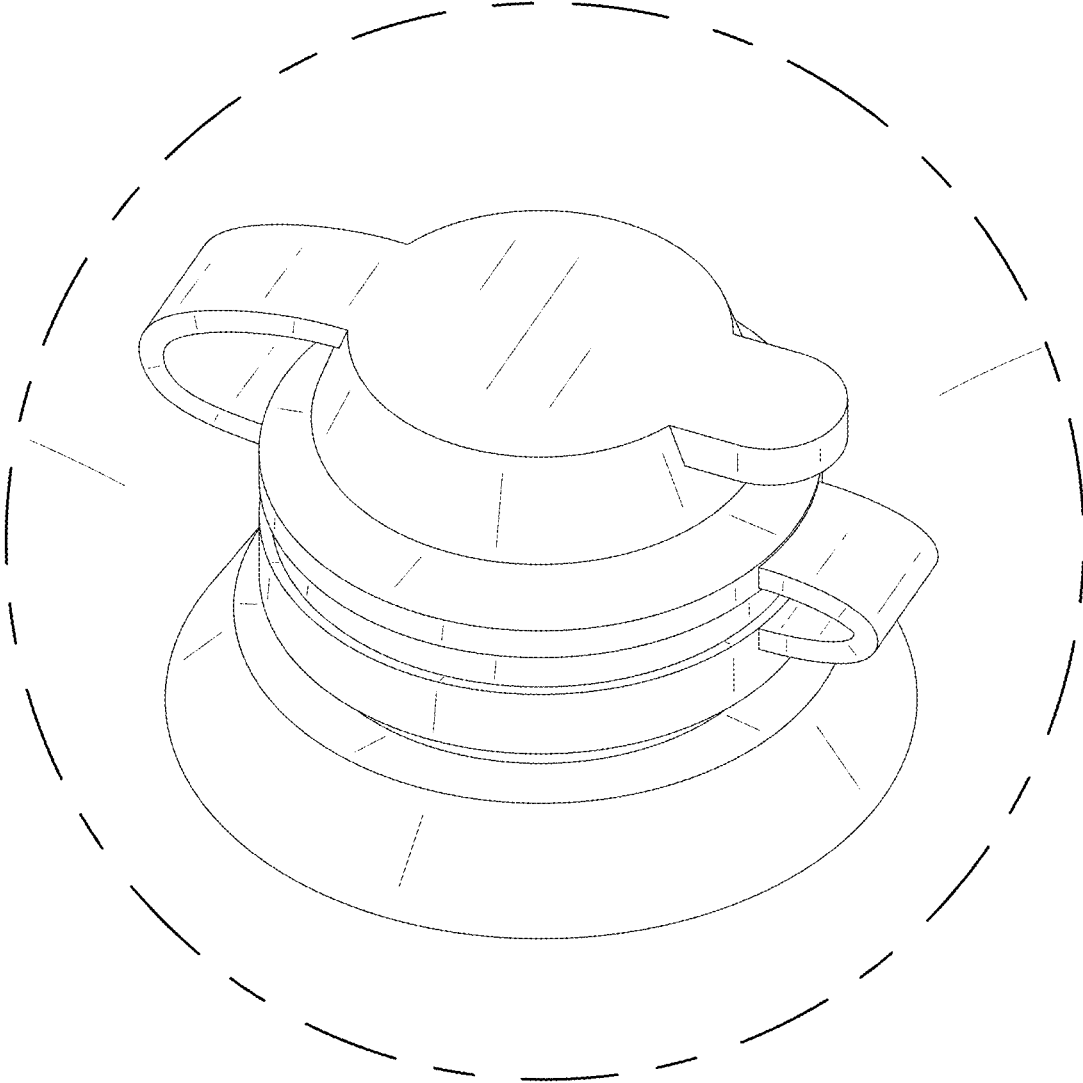


FIG. 9