



US00D597216S

(12) **United States Design Patent**
McGuigan et al.

(10) **Patent No.:** **US D597,216 S**

(45) **Date of Patent:** **** Jul. 28, 2009**

(54) **DIAGNOSTIC TEST DEVICE**

(75) Inventors: **Brian James McGuigan**, London (GB);
Ryder Magnus Iain Meggitt, Glasgow
(GB); **Jeremy Phillip Stimson**, Glasgow
(GB); **Robert Malcolm Yeudall**, Falkirk
(GB); **David William Taylor**,
Clackmannanshire (GB); **Paul Anthony**
Mordente, Oxfordshire (GB)

(73) Assignee: **Inverness Medical Switzerland GmbH**,
Zug (CH)

(**) Term: **14 Years**

(21) Appl. No.: **29/317,079**

(22) Filed: **Apr. 22, 2008**

(30) **Foreign Application Priority Data**

Oct. 23, 2007 (GB) 4005024

(51) **LOC (9) Cl.** **24-02**

(52) **U.S. Cl.** **D24/216**

(58) **Field of Classification Search** D24/216–226,
D24/169, 186, 232; D10/81; 422/56, 58,
422/61, 63, 69, 99, 102; 436/65, 66
See application file for complete search history.

(56) **References Cited**

U.S. PATENT DOCUMENTS

5,397,537 A * 3/1995 Kanda et al. D24/216

D434,153 S * 11/2000 Anderson et al. D24/216
D467,349 S * 12/2002 Niedbala et al. D24/232
D479,879 S * 9/2003 Dickinson D24/232
D495,800 S * 9/2004 Kaar et al. D24/169
D498,850 S * 11/2004 Ukon D24/223
D516,221 S * 2/2006 Wohlstadter et al. D24/216
D545,436 S * 6/2007 Padain D24/169
D570,718 S * 6/2008 Morris et al. D10/81

* cited by examiner

Primary Examiner—T. Chase Nelson

Assistant Examiner—Anhdao Doan

(74) *Attorney, Agent, or Firm*—Foley Hoag LLP

(57) **CLAIM**

The ornamental design for a diagnostic testing device, as shown and described.

DESCRIPTION

FIG. 1 is a front perspective view of a diagnostic test device;

FIG. 2 is a front view thereof;

FIG. 3 is a rear view thereof;

FIG. 4 is side view thereof;

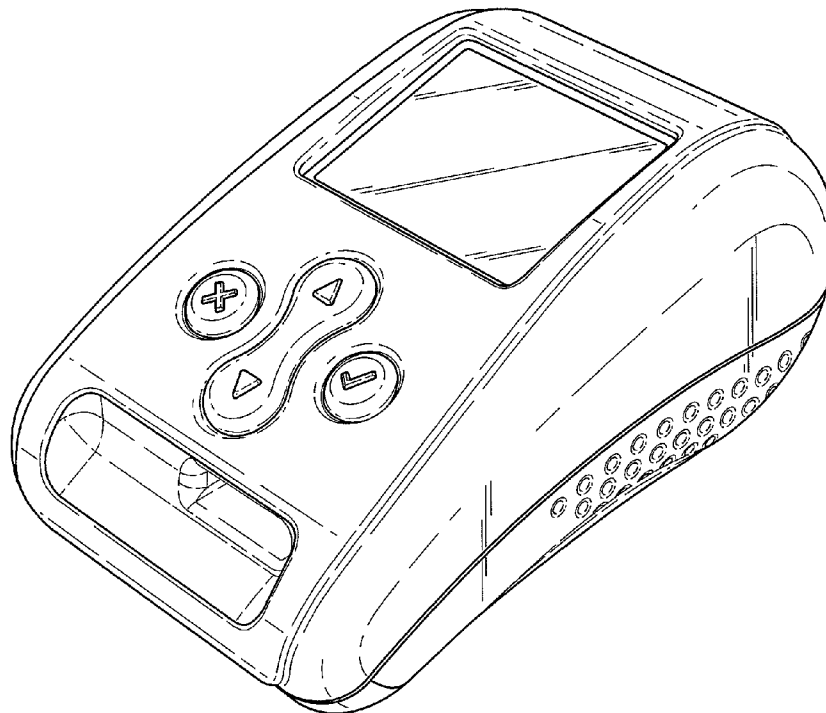
FIG. 5 is another side view thereof;

FIG. 6 is a top plan view thereof; and,

FIG. 7 is a top plan view thereof.

The broken lines in FIG. 2 are included for the purpose of illustrating a portion of the diagnostic test device that forms no part of the claimed design.

1 Claim, 6 Drawing Sheets



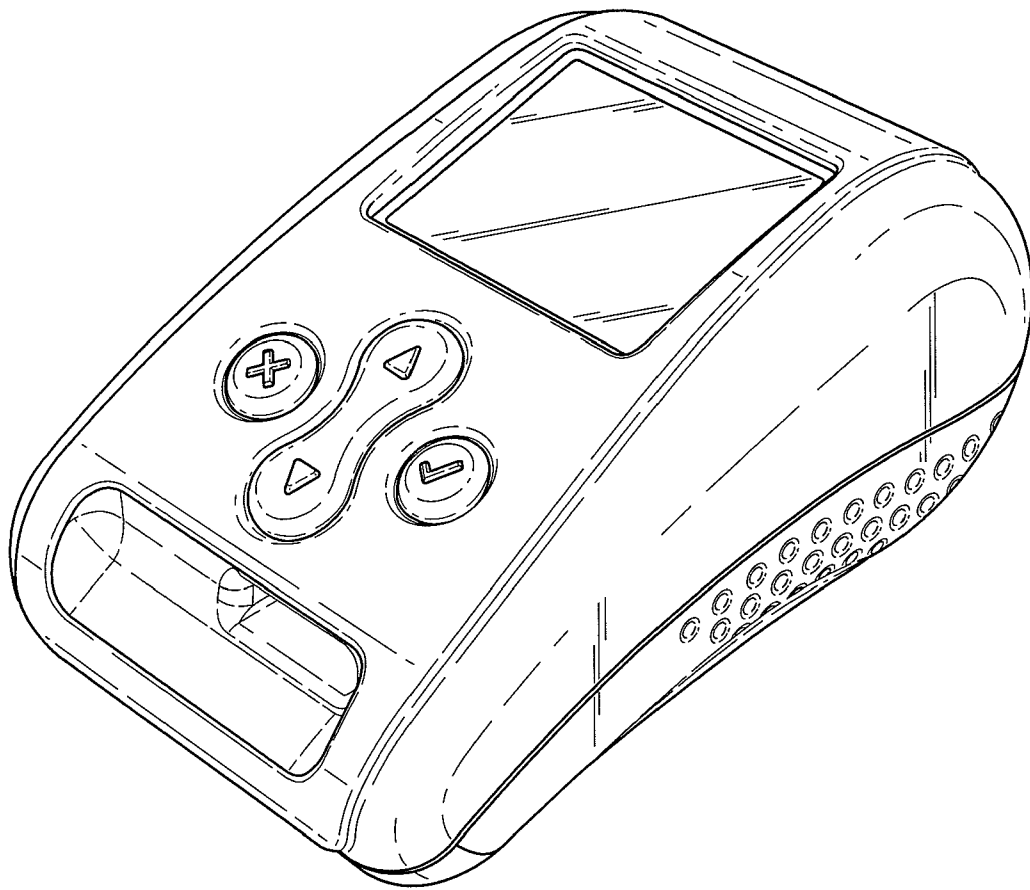


Fig.1.

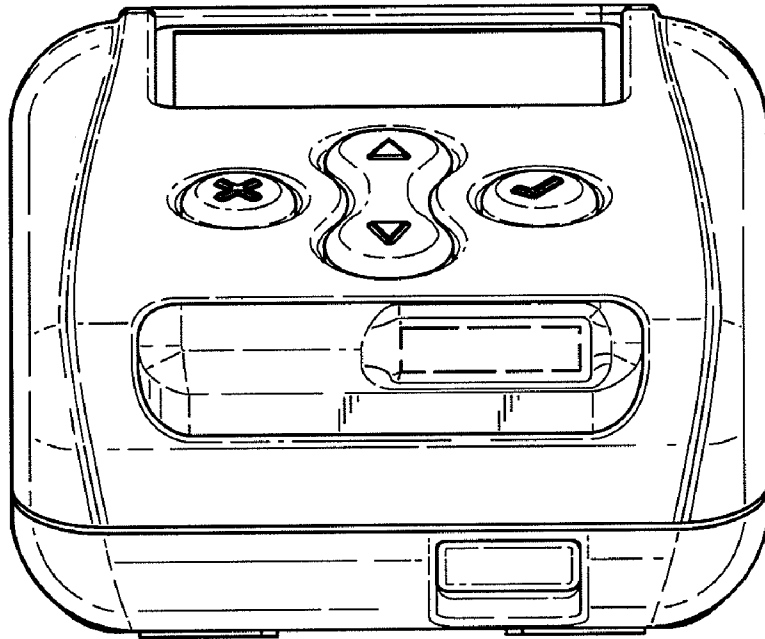


Fig.2.

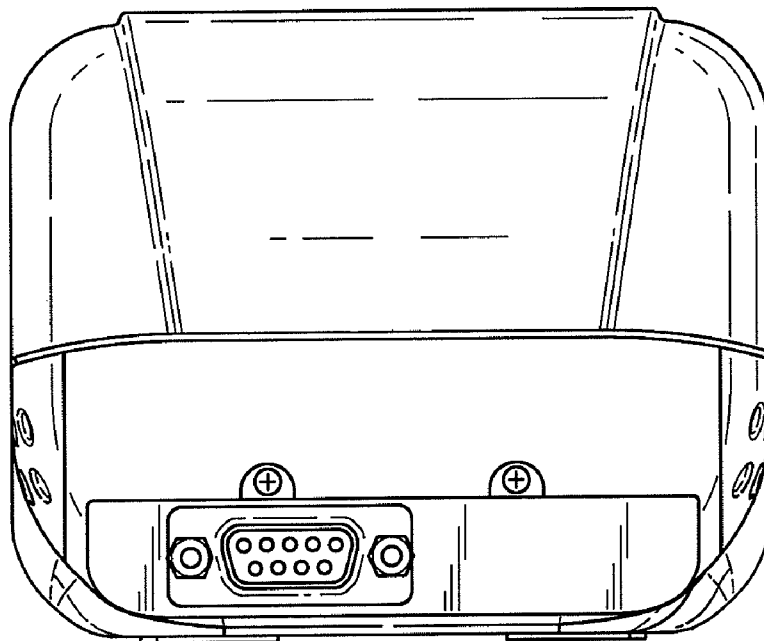


Fig.3.

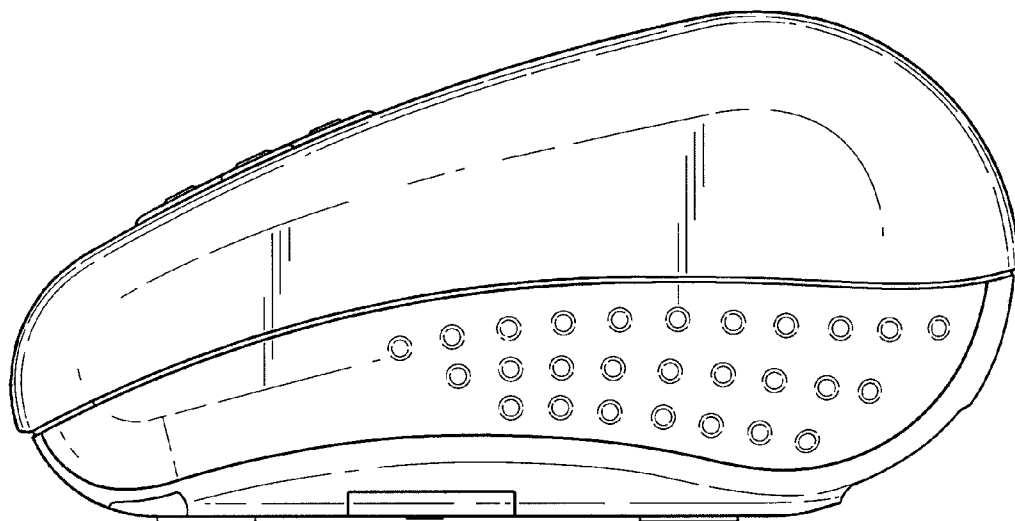


Fig.4.

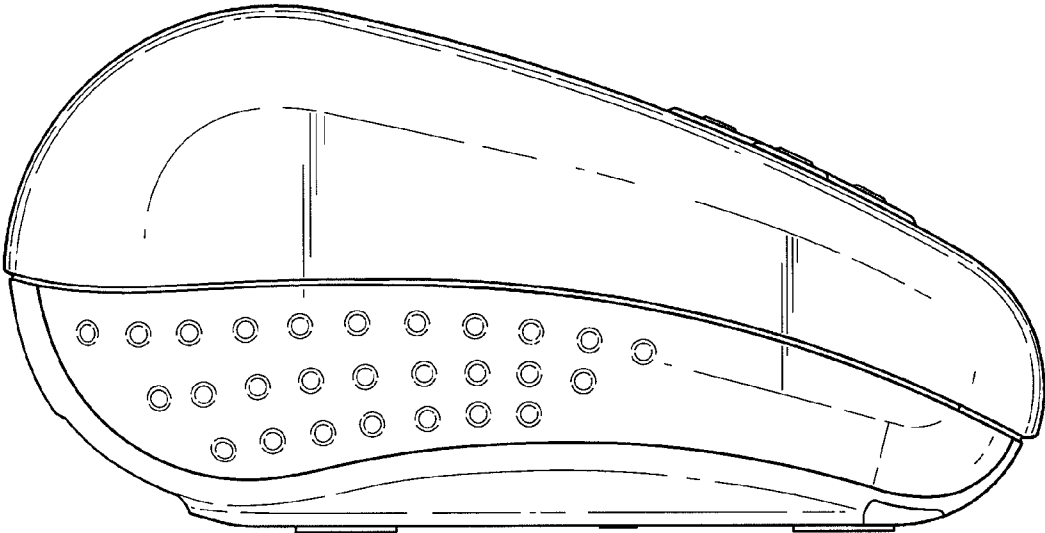


Fig.5.

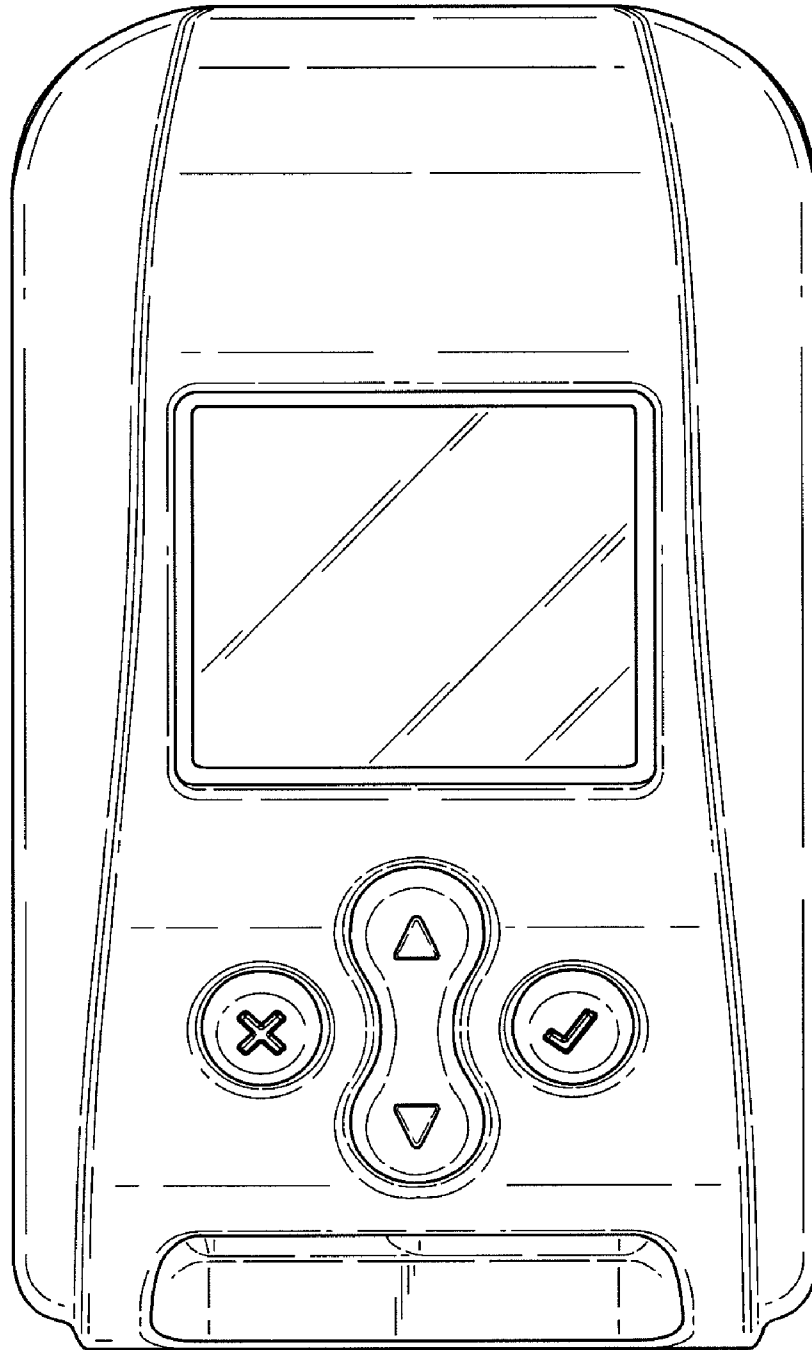


Fig.6.

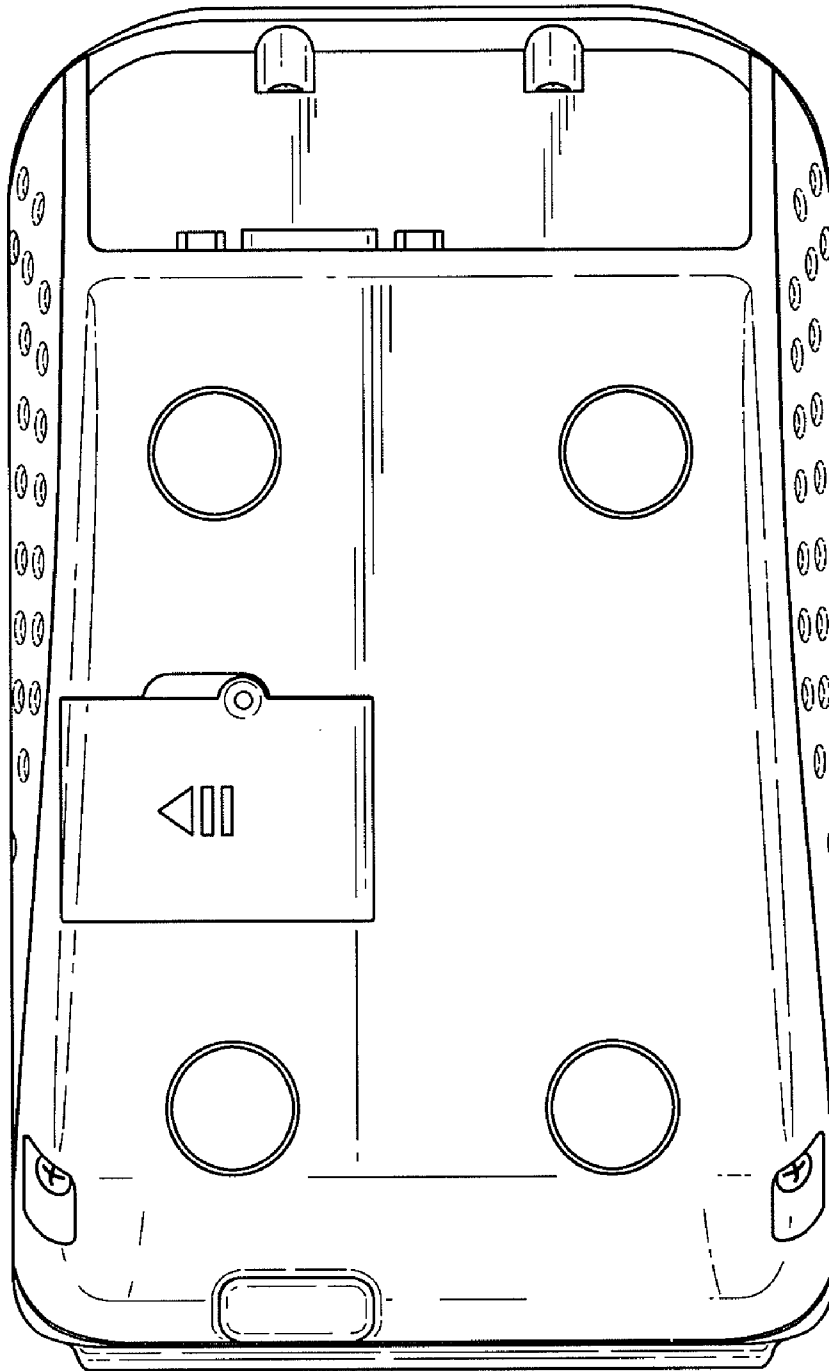


Fig.7.