



US00D541661S

(12) **United States Design Patent**
Wang et al.

(10) **Patent No.:** **US D541,661 S**

(45) **Date of Patent:** **** May 1, 2007**

(54) **BOTTLE**

(75) Inventors: **Ted Wang**, San Pablo, CA (US);
Karim Rashid, New York, NY (US)

(73) Assignee: **Method Products, Inc.**, San Francisco,
CA (US)

(**) Term: **14 Years**

(21) Appl. No.: **29/255,047**

(22) Filed: **Mar. 6, 2006**

Related U.S. Application Data

(62) Division of application No. 29/210,471, filed on Jul. 30,
2004, now Pat. No. Des. 522,372.

(51) **LOC (8) Cl.** **09-01**

(52) **U.S. Cl.** **D9/542**

(58) **Field of Classification Search** D9/516,
D9/530, 537, 539, 542, 544-545, 549, 558,
D9/686-691, 694; 215/379, 381-382, 384;
220/660, 662, 669-670

See application file for complete search history.

(56) **References Cited**

U.S. PATENT DOCUMENTS

D195,368 S	6/1963	Koenigsberg	D9/542
D312,570 S	12/1990	Lunderman	D9/446
D323,110 S	1/1992	Simms et al.	D9/529
D362,188 S	9/1995	Van Dyk	D9/502
D365,021 S	12/1995	Park	D9/500

D368,859 S	4/1996	LoPreto	D9/542
D382,811 S	8/1997	Kotyuk et al.	D9/542
D398,519 S	9/1998	Keene	D9/529
D437,229 S	2/2001	Andrew	D9/516
D457,069 S	5/2002	Palaia	D9/542
D481,639 S	11/2003	Crawford	D9/542
D492,202 S	* 6/2004	Crawford	D9/542
D495,604 S	* 9/2004	Lund et al.	D9/542
D497,108 S	* 10/2004	Lund et al.	D9/542
D501,133 S	1/2005	Schuller et al.	D9/689
D528,006 S	* 9/2006	Walther et al.	D9/542

* cited by examiner

Primary Examiner—Ian Simmons

Assistant Examiner—Dana Sipos

(74) *Attorney, Agent, or Firm*—Winston & Strawn LLP

(57) **CLAIM**

We claim the ornamental design for a bottle, substantially as shown and described.

DESCRIPTION

FIG. 1 is a top, front, left side perspective view of a bottle, showing our new design;

FIG. 2 is a front elevational view thereof, the rear elevational view being a mirror image;

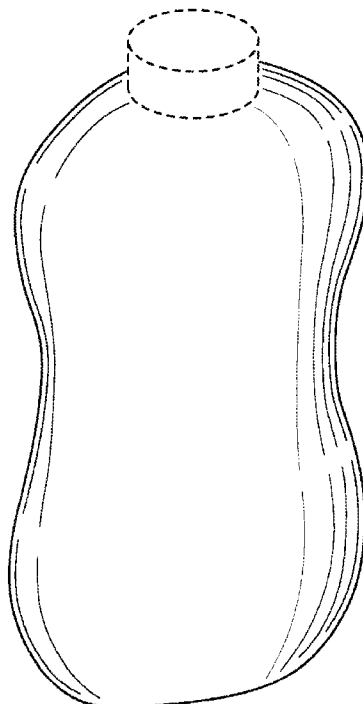
FIG. 3 is a right side elevational view thereof;

FIG. 4 is a top plan view thereof; and,

FIG. 5 is a bottom plan view thereof.

The broken lines shown in the drawings are for illustrative purposes only and form no part of the claimed design.

1 Claim, 2 Drawing Sheets



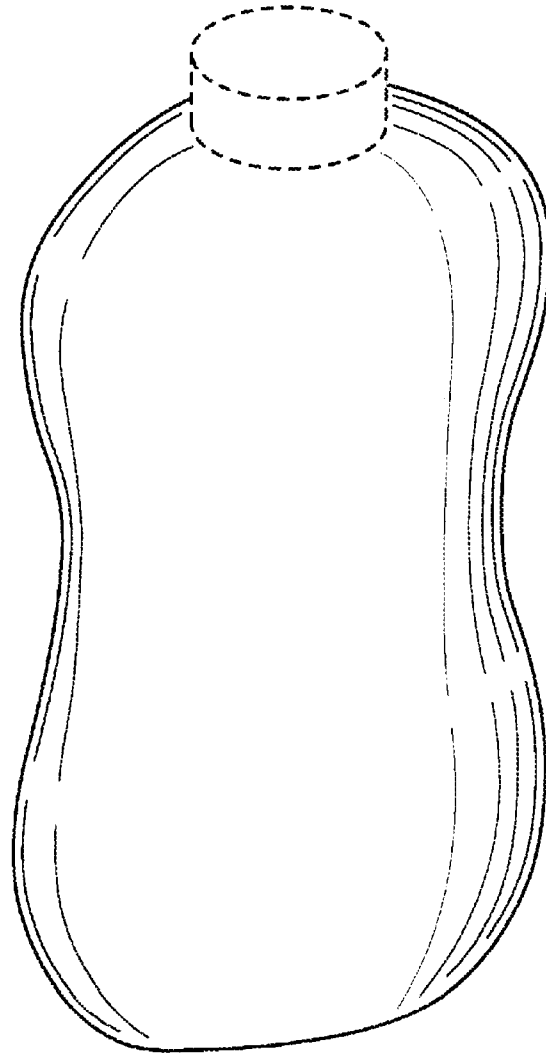


FIG. 1

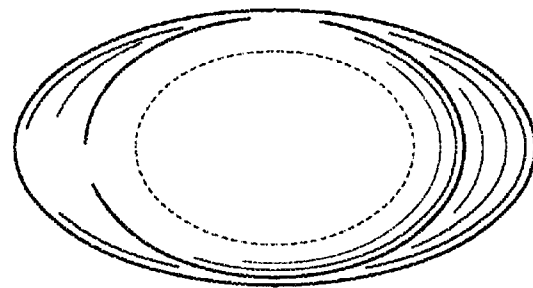


FIG. 5

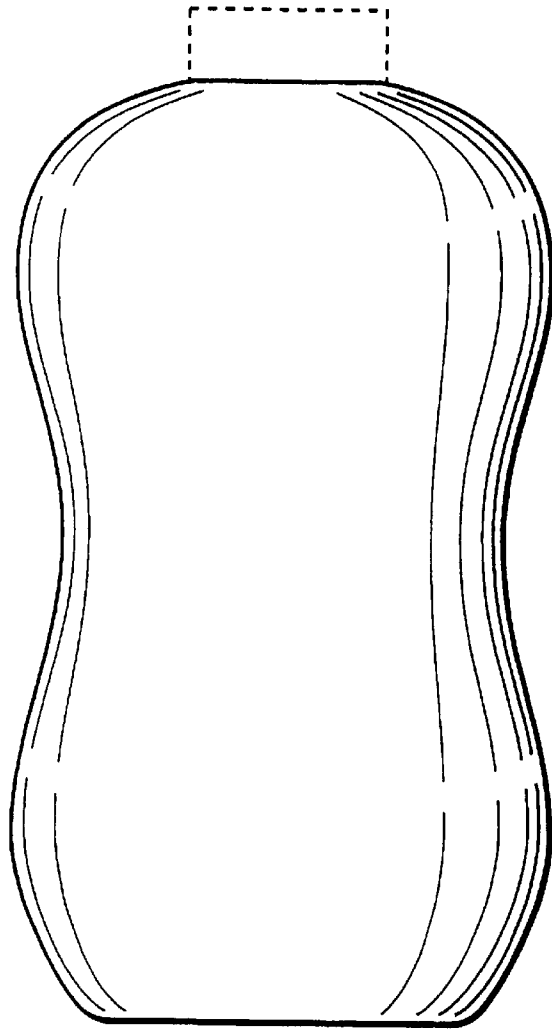


FIG. 2




FIG. 3

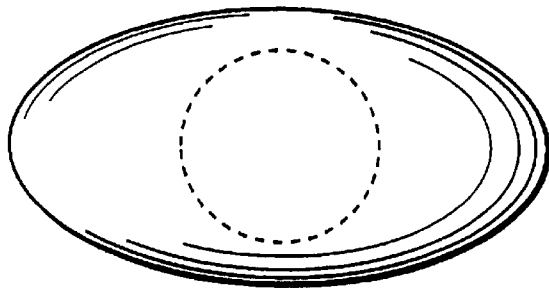


FIG. 4