



US00D808239S

(12) **United States Design Patent**
Bloch

(10) **Patent No.:** **US D808,239 S**

(45) **Date of Patent:** **** Jan. 23, 2018**

(54) **KNIFE AND ASSOCIATED SHEATH**

(71) Applicant: **Outdoor Edge Cutlery Corporation,**
Denver, CO (US)

(72) Inventor: **David R. Bloch,** Morrison, CO (US)

(73) Assignee: **OUTDOOR EDGE CUTLERY CORPORATION,** Denver, CO (US)

(**) Term: **15 Years**

(21) Appl. No.: **29/590,130**

(22) Filed: **Jan. 6, 2017**

(51) **LOC (11) Cl.** **08-03**

(52) **U.S. Cl.**
USPC **D8/98; D22/118**

(58) **Field of Classification Search**
USPC D8/14, 98, 99, 100, 105, 107; D22/118;
D11/214, 215, 216

(Continued)

(56) **References Cited**

U.S. PATENT DOCUMENTS

D300,112 S * 3/1989 Osterhout D8/107
4,998,550 A * 3/1991 Archambault A47L 15/4257
134/200

(Continued)

OTHER PUBLICATIONS

"5 in 1 Outdoor Survival Gear Escape Paracord Bracelet Flint/Whistle/Compass/Scraper," believed to be on sale at least by Aug. 17, 2016, retrieved from https://www.boardwalkbuy.com/products/5-in-1-outdoor-survival-gear-escape-paracord-bracelet-flint-whistle-compass-scraper?utm_medium=cpc&utm_source=googlepla&gclid=CjwKEAjwltC9BRDRvMfd2N66nIISJACq8591rKgfVVKcoy8Fg9KD9-v2gMf9_vb1Aw8oOEVLi6BtluRoClwPw_wcB, 4 pages.

(Continued)

Primary Examiner — Philip S Hyder

(74) *Attorney, Agent, or Firm* — Lewis Brisbois Bisgaard & Smith LLP; Craig W. Mueller

(57) **CLAIM**

The ornamental design for a knife and associated sheath, as shown and described.

DESCRIPTION

FIG. 1 is a perspective view of the knife and associated sheath shown in a first position of use, wherein a portion of the knife is located within the sheath;
FIG. 2 is a front elevation view thereof;
FIG. 3 is a rear elevation view thereof;
FIG. 4 is a left elevation view thereof;
FIG. 5 is a right elevation view thereof;
FIG. 6 is a top plan view thereof;
FIG. 7 is a bottom plan view thereof;
FIG. 8 is a perspective view of the knife and associated sheath shown in a second position of use, wherein the knife is spaced from the sheath;
FIG. 9 is a front elevation thereof;
FIG. 10 is a rear elevation view thereof;
FIG. 11 is a left elevation view thereof;
FIG. 12 is a right elevation view thereof;
FIG. 13 is a top plan view thereof;
FIG. 14 is a bottom plan view thereof;
FIG. 15 is a perspective view of the knife and associated sheath interconnected to a bracelet shown in a first position of use, wherein a portion of the knife is located within the sheath;
FIG. 16 is a front elevation view thereof;
FIG. 17 is a rear elevation view thereof;
FIG. 18 is a left elevation view thereof;
FIG. 19 is a right elevation view thereof;
FIG. 20 is a top plan view thereof;
FIG. 21 is a bottom plan view thereof;
FIG. 22 is a perspective view of the knife and associated sheath interconnected to a bracelet shown in a second position of use, wherein the knife is spaced from the sheath;
FIG. 23 is a front elevation view thereof;
FIG. 24 is a rear elevation view thereof;
FIG. 25 is a left elevation view thereof;
FIG. 26 is a right elevation view thereof;

(Continued)

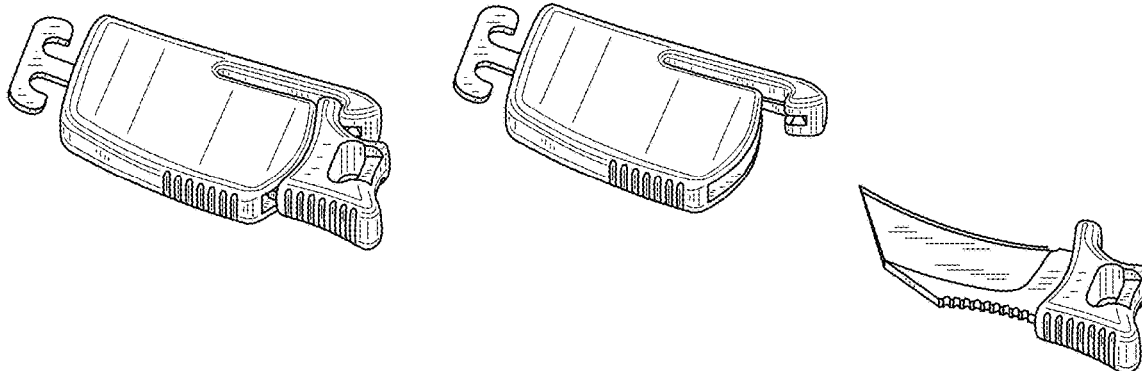


FIG. 27 is top plan view thereof; and,
 FIG. 28 is a bottom plan view thereof.
 The broken lines depict environment and form no part of the
 claimed invention.

1 Claim, 15 Drawing Sheets

(58) **Field of Classification Search**

CPC .. B26B 3/00; B26B 3/06; B26B 29/00; B26B
 29/02; B26B 11/00

See application file for complete search history.

(56)

References Cited

U.S. PATENT DOCUMENTS

D321,548 S * 11/1991 Collins D22/118

5,092,046 A * 3/1992 Collins B26B 29/025
 224/232
 5,511,311 A * 4/1996 Collins B26B 1/08
 224/232
 5,915,793 A * 6/1999 Serpa B26B 29/025
 224/232
 6,442,843 B1 * 9/2002 Jue B26B 3/06
 224/232
 D465,542 S * 11/2002 Bloch D22/118
 D723,132 S * 2/2015 Borland D22/118
 D770,327 S * 11/2016 Chan D11/216

OTHER PUBLICATIONS

“Hidetoshi Nakayama Knife Archives,” believed to be on sale at
 least by Aug. 17, 2016, retrieved from [http://www.artknives.com/
 hidetoshi-nakayama-archives.html](http://www.artknives.com/hidetoshi-nakayama-archives.html), 6 pages.

* cited by examiner

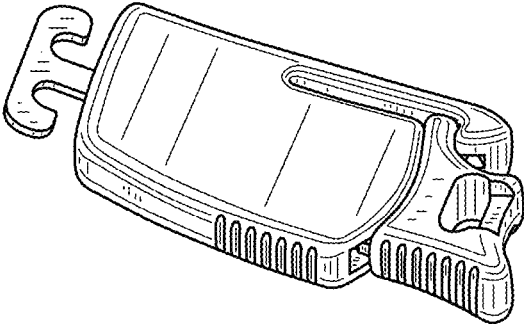


FIG.1

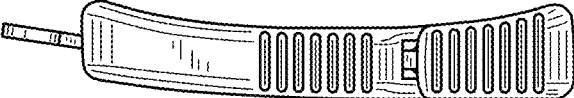


FIG.2




FIG.3

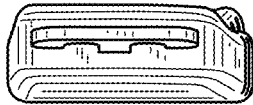


FIG.4

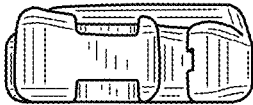


FIG.5

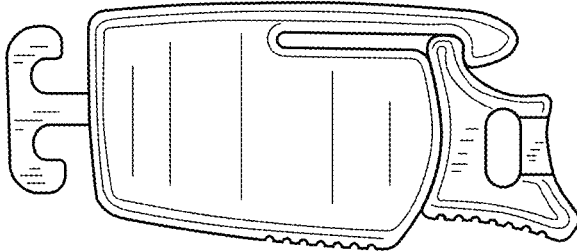


FIG.6

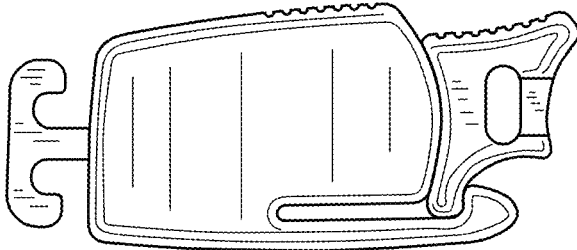


FIG.7

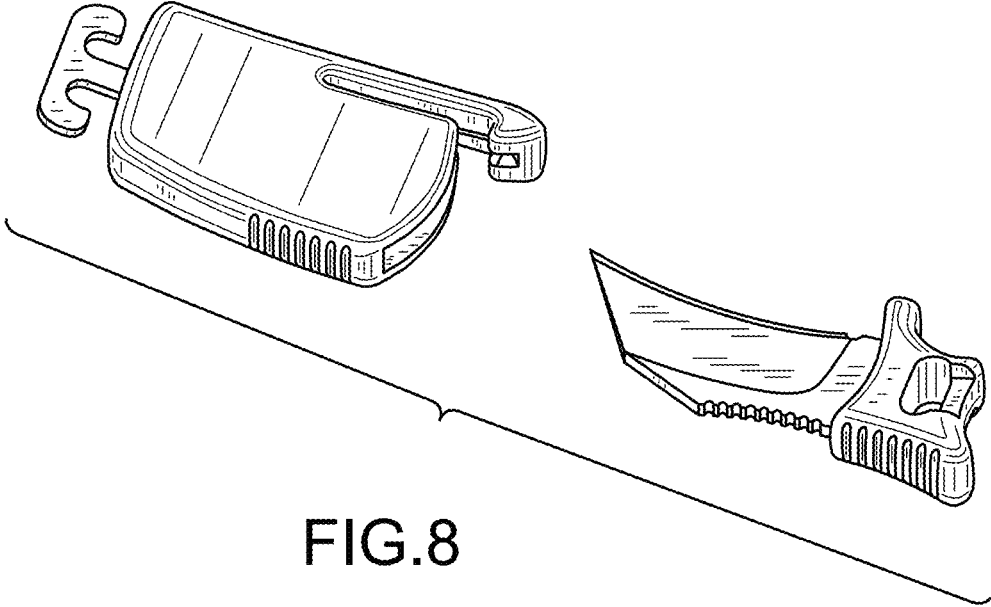


FIG.8

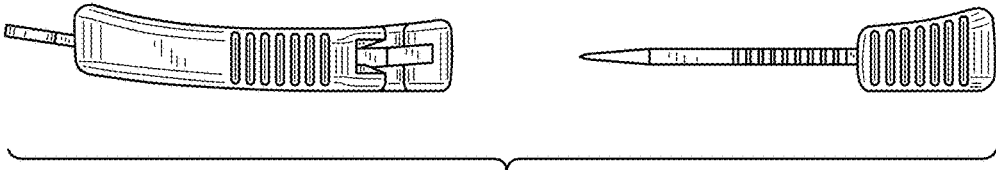


FIG.9

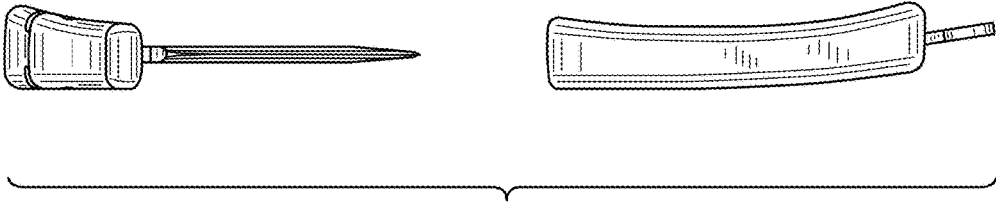


FIG.10



FIG. 11




FIG. 12

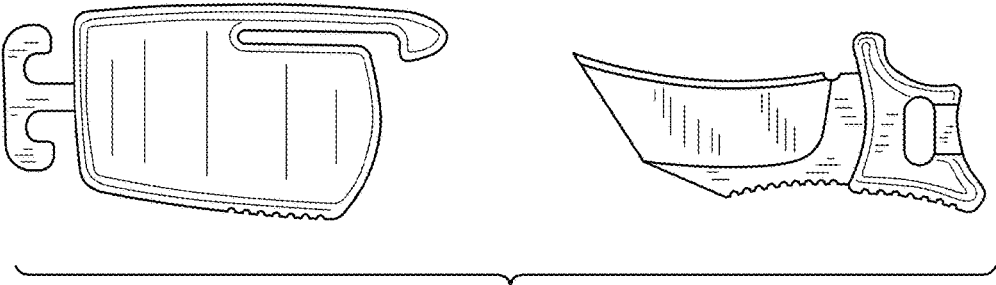


FIG.13

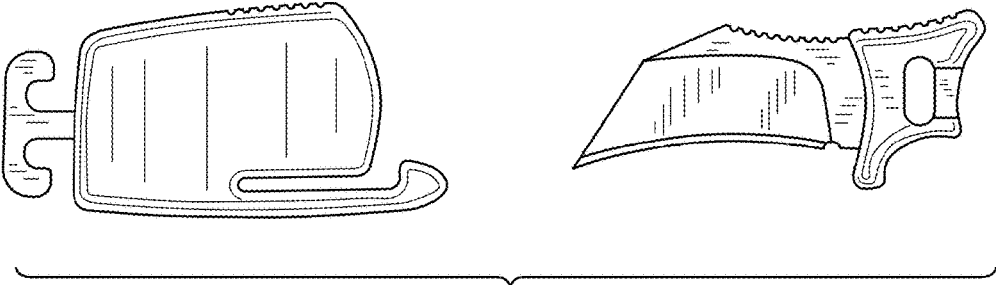


FIG.14

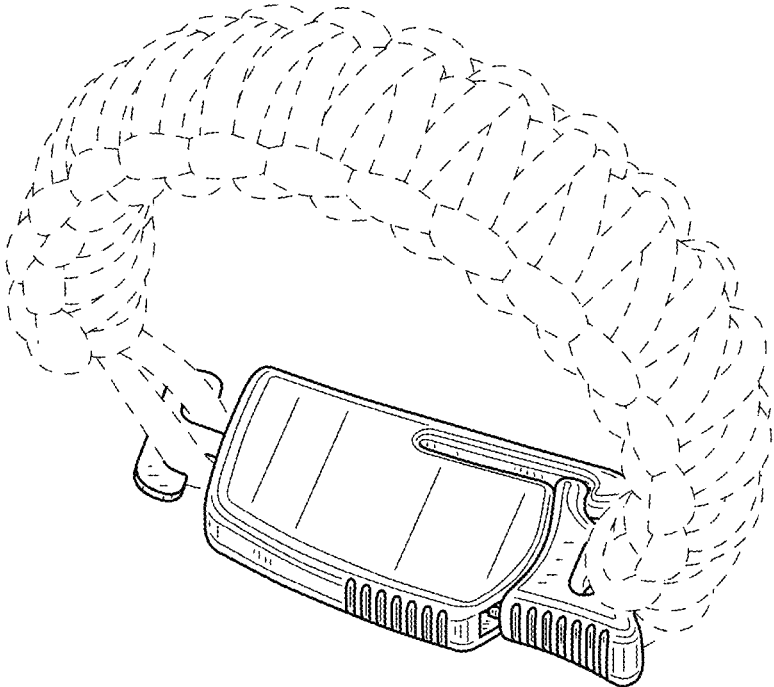


FIG.15

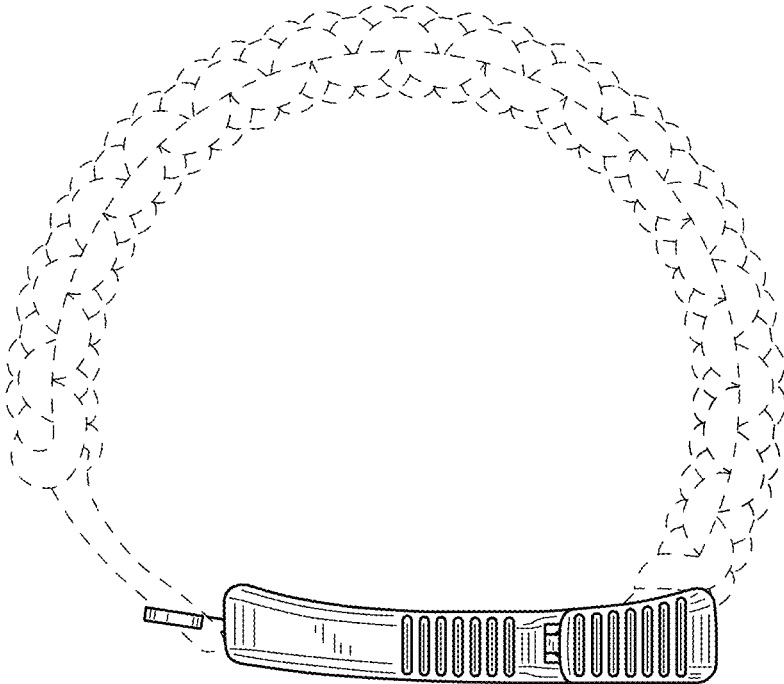


FIG.16

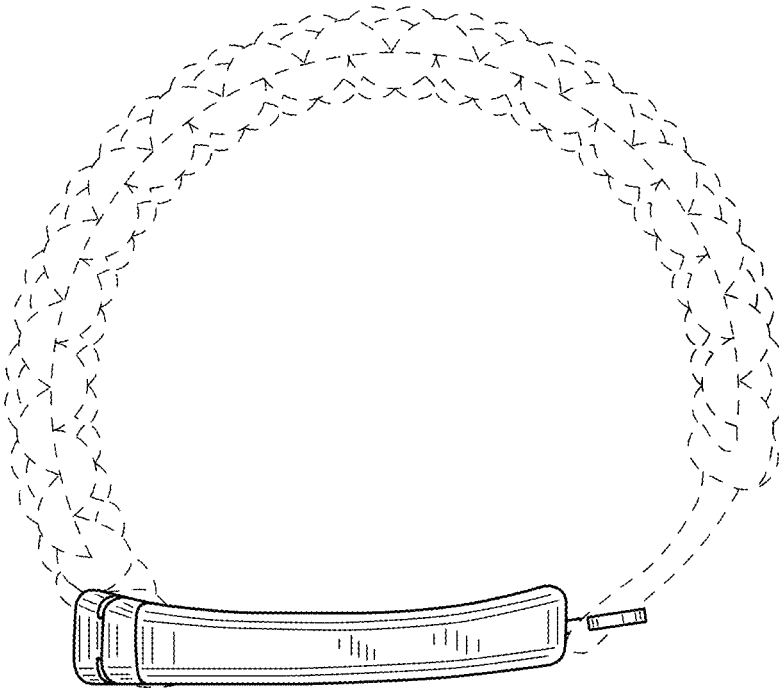


FIG.17

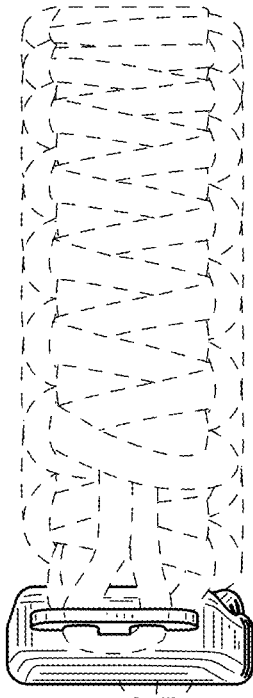


FIG. 18

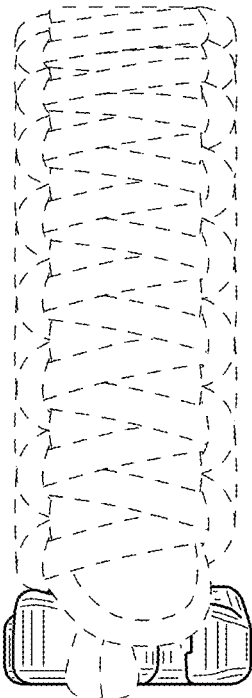


FIG. 19

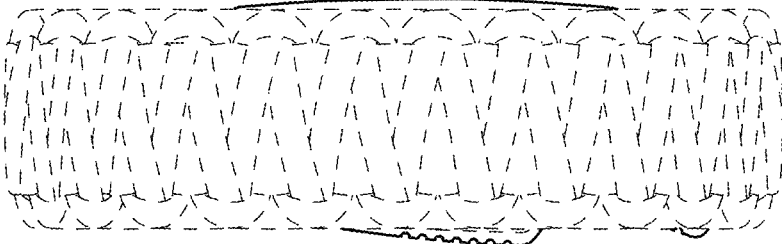


FIG.20

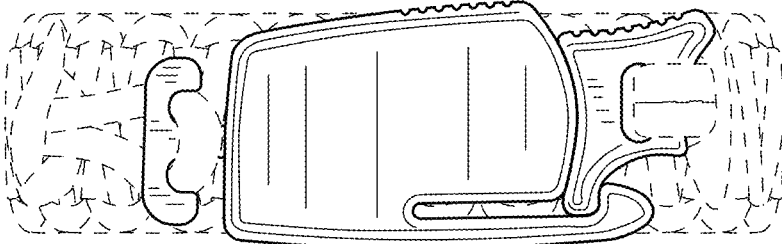


FIG.21




FIG.22



FIG. 23



FIG. 24



FIG.25



FIG.26

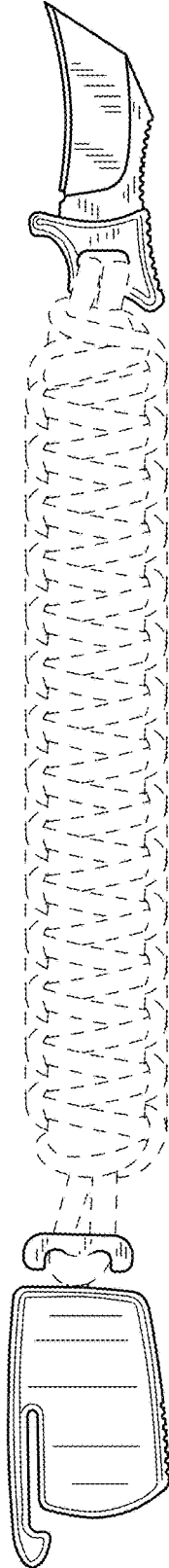


FIG.27

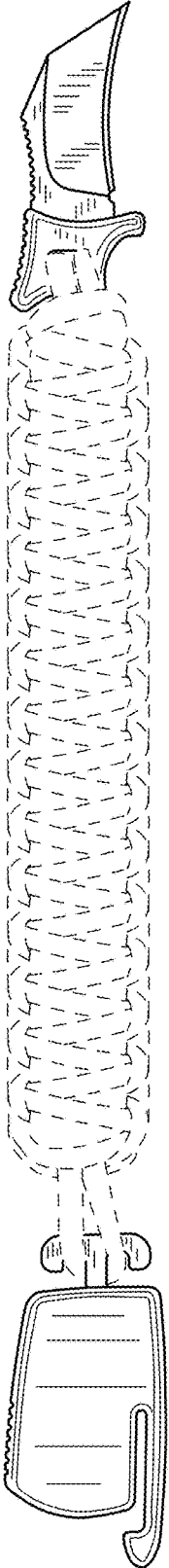


FIG.28