



US00D469596S

(12) **United States Design Patent** (10) **Patent No.:** **US D469,596 S**
Schneider (45) **Date of Patent:** **** Feb. 4, 2003**

(54) **PAIR OF CHAPS**

(76) Inventor: **Linda A. Schneider**, 4872 Vista Arroyo, La Mesa, CA (US) 91941

(**) Term: **14 Years**

(21) Appl. No.: **29/160,040**

(22) Filed: **May 1, 2002**

(51) **LOC (7) Cl.** **02-02**

(52) **U.S. Cl.** **D2/860; D2/742**

(58) **Field of Search** D2/728, 742, 860, D2/861, 862, 863, 864; 2/22, 224, 227, 242, 46, 48, 49.1, 49.2, 49.3, 50, 51, 104; 36/2 R; 119/537; 128/891

(56) **References Cited**

U.S. PATENT DOCUMENTS

3,800,330	A	*	4/1974	Bowcut	2/227
4,382,301	A	*	5/1983	Hightower, Jr.	2/22
4,506,391	A	*	3/1985	Rodman	2/227
RE32,506	E	*	9/1987	Hightower, Jr.	2/22
4,843,654	A	*	7/1989	March	2/227
5,033,126	A	*	7/1991	Wruck et al.	2/242
D321,969	S	*	12/1991	Upthegrove, Jr. et al.	...	D2/860
D391,739	S	*	3/1998	Volpati	D2/742
D420,492	S	*	2/2000	Tannenbaum	D2/860

* cited by examiner

Primary Examiner—Celia Murphy
(74) *Attorney, Agent, or Firm*—Donn K. Harms

(57) **CLAIM**

The ornamental design for a pair of chaps, as shown and described.

DESCRIPTION

FIG. 1 is a perspective view of a pair of chaps showing my new design, the broken lines showing the shoes and torso of a human figure being to illustrate the use, and forming no part of the claim. The broken lines shown on the surface of the chaps, throughout the views, are understood to represent stitching;

FIG. 2 is a front view thereof;

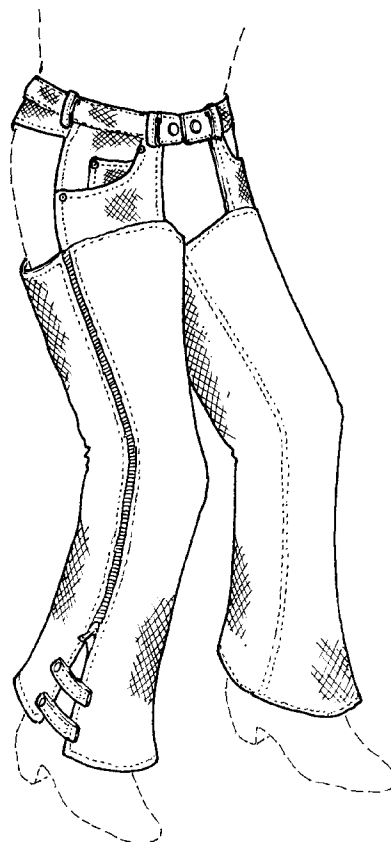
FIG. 3 is a left side view thereof, the opposite side being substantially similar except for the absence of the depicted change pocket;

FIG. 4 is a rear elevational view thereof, shown in a flattened configuration;

FIG. 5 is a second rear view thereof with the right leg unfastened and opened to show a portion of the interior; and,

FIG. 6 is a front view thereof opposite FIG. 4 with both legs unfastened and opened to show the exterior surface of both legs.

1 Claim, 3 Drawing Sheets



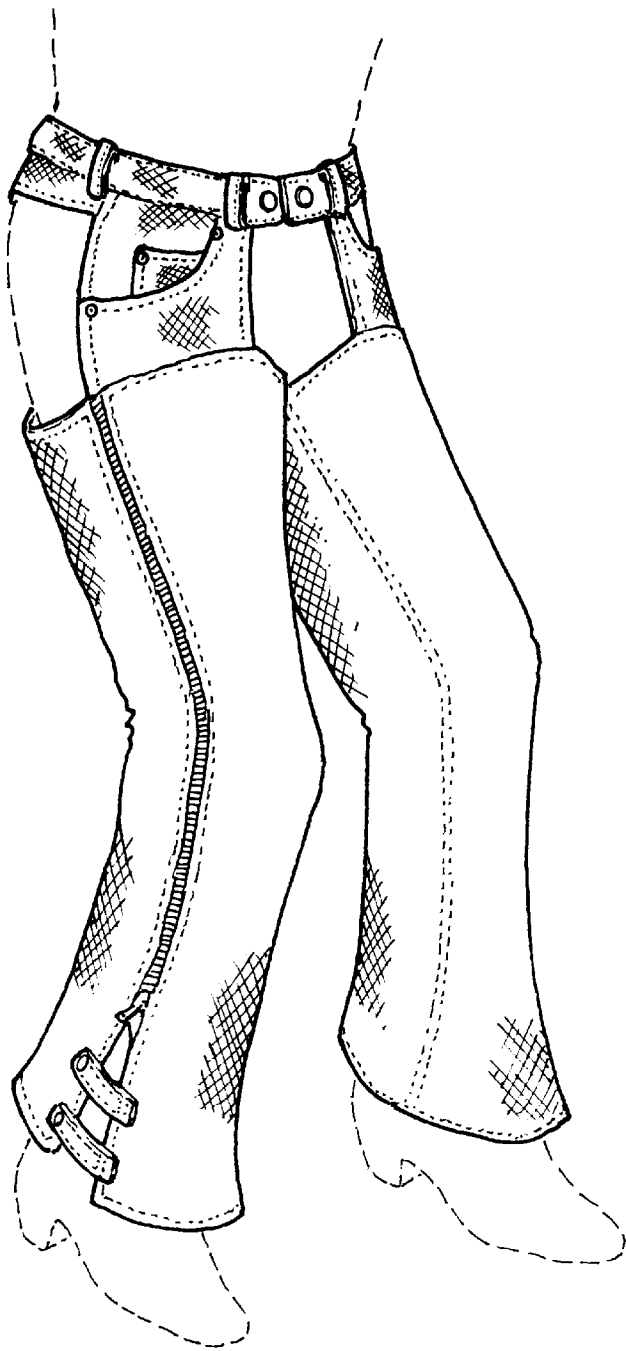


FIG. 1

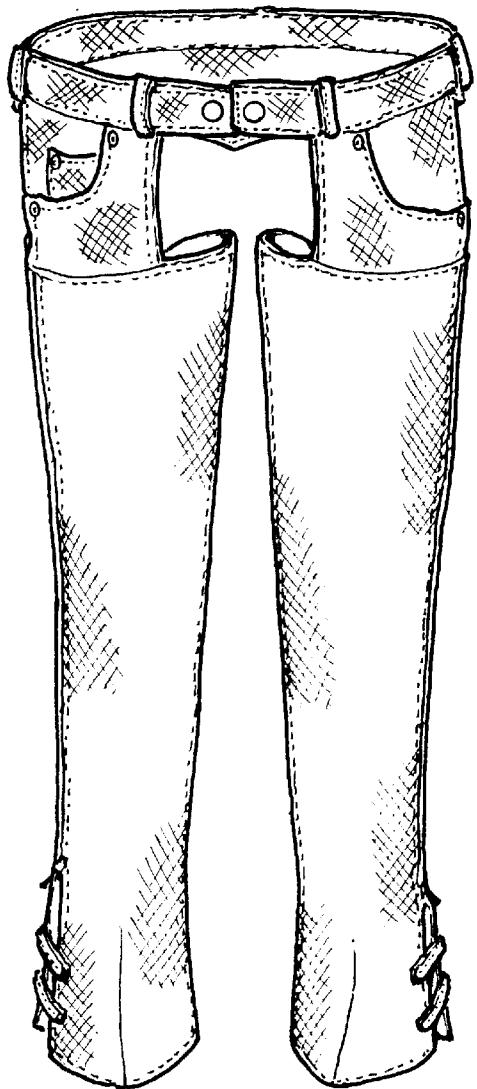


FIG. 2

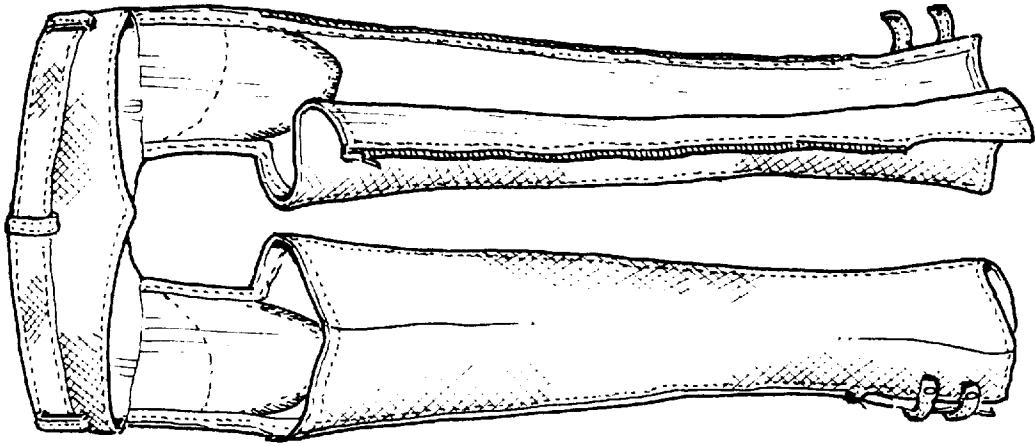


FIG. 5

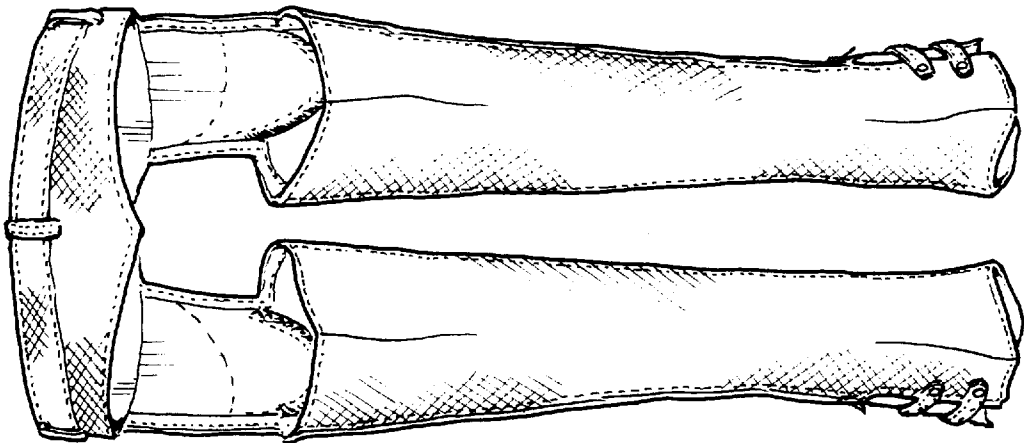


FIG. 4

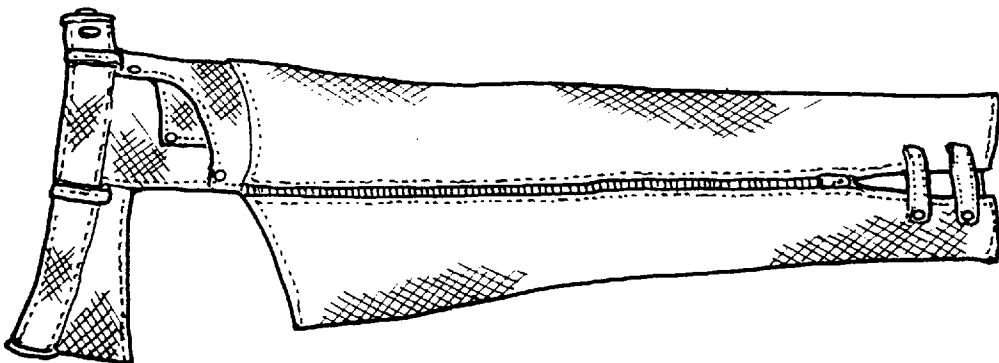


FIG. 3

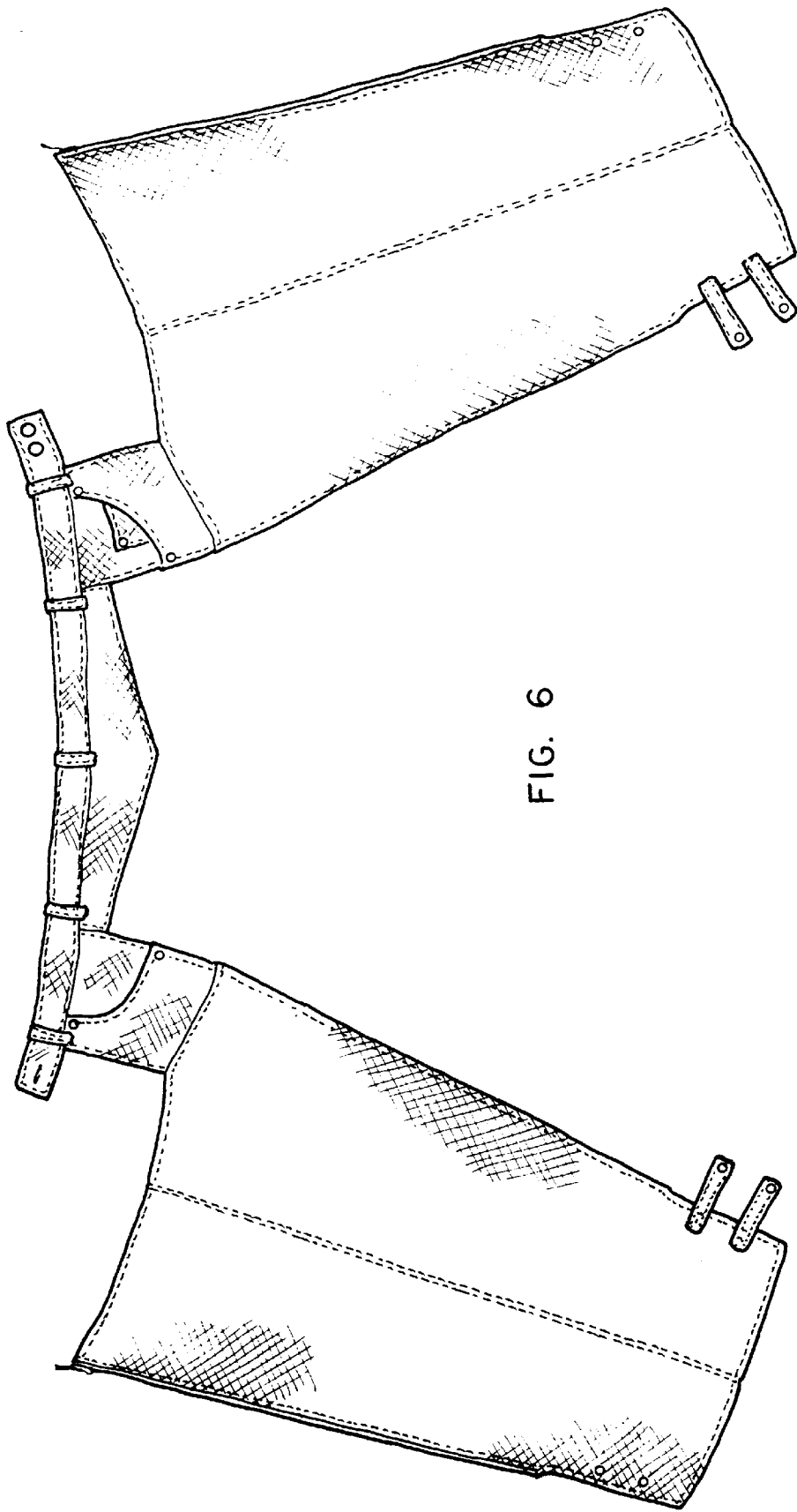


FIG. 6