

No. 701,576.

Patented June 3, 1902.

M. KIRSHNER.  
BALE COVERING.

(Application filed Aug. 24, 1901.)

(No Model.)

Fig. 1.

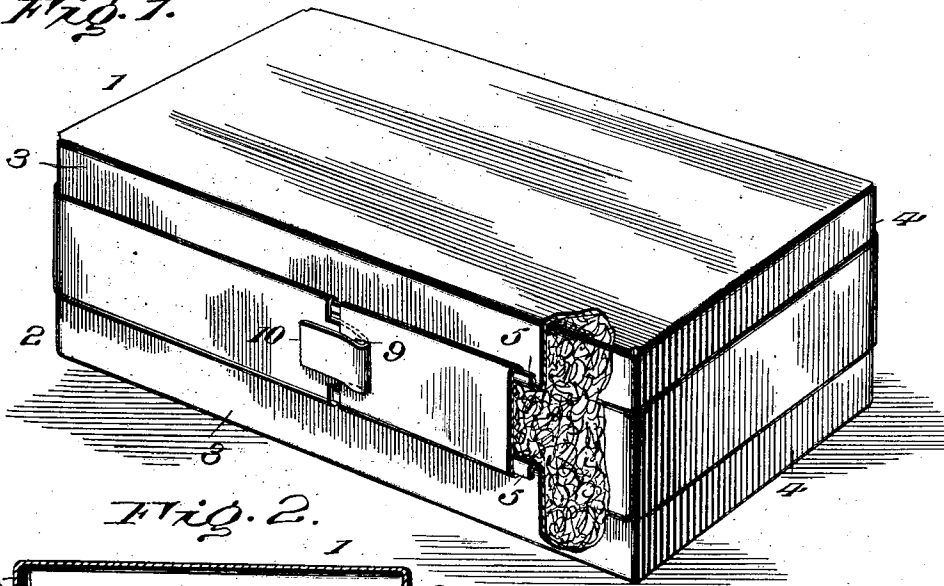


Fig. 2.

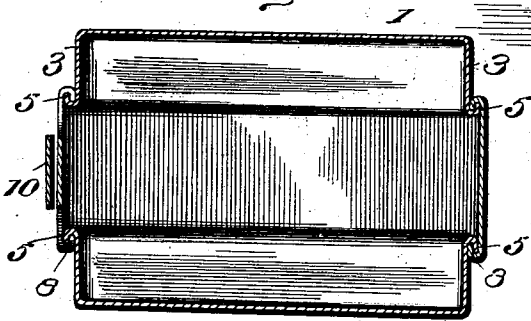


Fig. 3.




Fig. 4.


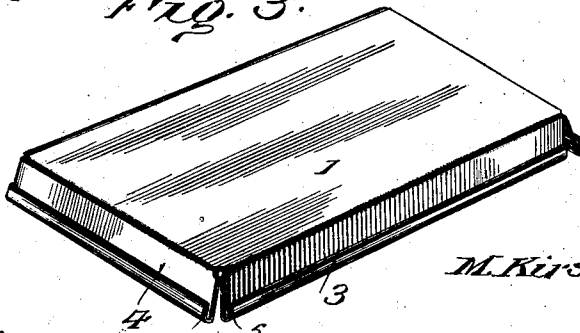


Fig. 5.



Witnesses

*John L. Rice*  
J. L. Rice.

Inventor

*M. Kirshner*

By

*Thos E. Robertson*

Attorney

# UNITED STATES PATENT OFFICE.

MICHAEL KIRSHNER, OF LYNCHBURG, VIRGINIA.

## BALE-COVERING.

SPECIFICATION forming part of Letters Patent No. 701,576, dated June 3, 1902.

Application filed August 24, 1901. Serial No. 73,184. (No model.)

*To all whom it may concern:*

Be it known that I, MICHAEL KIRSHNER, a citizen of the United States of America, and a resident of Lynchburg, in the county of Campbell and State of Virginia, have invented certain new and useful Improvements in Bale-Coverings, of which the following is a specification.

This invention relates to an improvement in bale-coverings more particularly adapted for baling cotton, and is of the class known as "metallic" coverings that are intended to make the bale fireproof and unlikely to be damaged by water.

It is my object to provide a simple, cheap, and durable covering of this character that can be placed and fastened on the cotton or other material as the bale is being formed.

With this object in view my invention consists of the bale-covering of the peculiar construction and arrangement of parts, as hereinafter described, and then definitely claimed.

In the accompanying drawings, which represent what I consider the preferable (though not necessary) embodiment of my invention, Figure 1 is a perspective view of my improved bale-covering with part broken away to better illustrate the fastening means. Fig. 2 is a cross-section of the same. Fig. 3 is a perspective view of one of the pans or sections of the bale-covering slightly spread open to better show its hooked flanges. Fig. 4 is a perspective view of the fastening-strip, and Fig. 5 is a sectional detail of the lock.

Referring now to the details of the said drawings by numerals, 1 indicates the top of my bale-covering, and 2 the bottom thereof, each of which is preferably similar in construction, and a description of one therefore answers for both. Each of these sections of the bale-covering is made in the form of a "pan"—that is, with a large rectangular top portion and narrow side portions 3 3 and end portions 4 4, the side and end parts 3 and 4 projecting from said rectangular top substantially at right angles thereto. Each of these side and end portions 3 3 and 4 4 is preferably provided with a hooked flange 5, which forms part of the means by which the two pans or sections are secured together to form the bale-covering. In order to lock these

pans or sections together, I employ a fastening-strip, such as that shown in Fig. 4, which consists of a strip of sheet metal 7, formed with hooked flanges 8, which are arranged to coact with the hooked flanges 5 and lock the pans together. This fastening-strip is, by preference, made of one piece and in addition to having the hooked flanges 8 also has a slot 9 at one end and a fastening-tongue 10 at the opposite end, which tongue is arranged to be passed through the slot and be clenched down over the opposite end of the strip, and thereby lock the ends together.

In order to give a better idea of the use of my bale-covering, I will briefly describe its mode of attachment. One of the pans or sections is placed at the bottom of the "crib" of a suitable press, (not shown,) the cotton or other material to be pressed being packed into said crib. A similar pan or upper section is then placed on top of the cotton and the latter compressed between said pans by causing them to approach each other. When the cotton is compressed to the desired extent, the fastening-strip 7 is bent around the two pans or sections and held in engagement therewith by any desired means, and the tongue 10 on one end is passed through the slot 9 in the other end and is bent down, securely locking the ends together. The operating mechanism of the press may now be put in motion to allow the material to slightly expand, which causes the pans or sections to separate until the hooked flanges on the pans engage with the hooked flanges on the fastening-strip, when the pans can expand no farther and will therefore be securely held together by the fastening-strip.

I am very well aware that metal bale-coverings have heretofore been patented and that coverings are old which consist of a top and bottom of sheet metal which are connected together by sides that are hooked over said top and bottom. I am also aware that it has been proposed to connect two pans together by means of sheet-metal connecting-links, but regard my invention as essentially different from any of these.

It will be manifest that my improved bale-covering is very well adapted for commercial use, as it enables me to provide a fireproof

covering which is tied in the act of baling and one which can be exposed to the weather without entailing any damaging results.

It is obvious that changes may be made  
5 without departing from the spirit of my invention, and I intend the following claims to cover such changes and modifications as naturally suggest themselves.

What I claim as new is—

10 1. A bale-covering, comprising a top and a bottom each having locking-flanges on all of its edges, and a substantially continuous strip having flanges coacting with the locking-flanges on the top and the bottom and  
15 locking or fastening them together, substantially as described.

20 2. A bale-covering comprising a top and a bottom having locking-flanges thereon, and a strip having flanges coacting with the flanges on the top and bottom and locking or fastening them together, and provided with means for locking or fastening its ends together, substantially as described.

3. A bale-covering, comprising a top and a bottom made into pan shape with locking- 25 flanges thereon, and a substantially continuous strip surrounding the bale and having flanges thereon coacting with the locking-flanges on the top and bottom and thereby locking the latter together, substantially as 30 described.

4. A bale-covering comprising a top and a bottom made into pan shape with flanges thereon, and a strip surrounding the bale and having flanges thereon coacting with the 35 hooks on the top and bottom and thereby locking the latter together, and provided with a tongue and coacting means for locking its ends together, substantially as described.

Signed by me at Lynchburg, Virginia, this 40 22d day of August, 1901.

MICHAEL KIRSHNER.

Witnesses:

R. H. GLASS, Jr.,  
M. K. DUERSON.