

(No Model.)

T. D. AITKEN.  
STIRRUP FOR SULKIES.

No. 337,357.

Patented Mar. 9, 1886.

fig. 1.

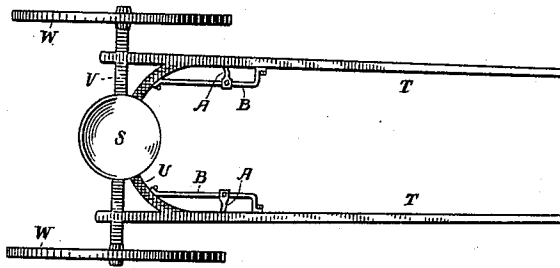
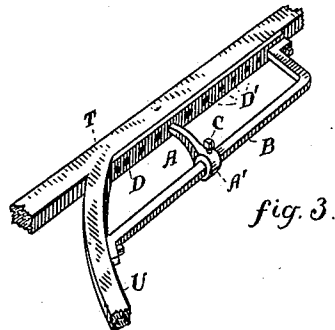
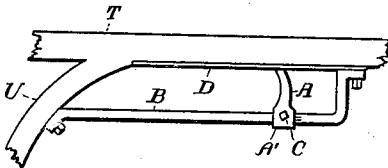


fig. 2.



Witnesses,

M. E. Upham.

A. Keithley

Inventor,

Thomas D. Aitken,

by A. B. Upham,

His Attorney.

# UNITED STATES PATENT OFFICE.

THOMAS D. AITKEN, OF BRADFORD, ILLINOIS.

## STIRRUP FOR SULKIES.

SPECIFICATION forming part of Letters Patent No. 337,357, dated March 9, 1886.

Application filed August 22, 1885. Serial No. 175,032. (No model.)

*To all whom it may concern:*

Be it known that I, THOMAS D. AITKEN, of Bradford, in the county of Stark, in the State of Illinois, have invented an Adjustable Stirrup for Sulkies; and I do hereby declare that the following is a full, clear, and exact description thereof, reference being had to the annexed drawings, making a part of this specification, in which like letters of reference refer to like parts, and in which—

Figure 1 represents a plan view of a sulky furnished with my adjustable stirrups; Fig. 2, a plan view of one of the stirrups, and Fig. 3 a perspective view of the same.

In racing sulkies it is common to secure to the thills or frame thereof a form of stirrup for each foot of the driver, by means of which he can firmly brace himself while driving. These stirrups are of course secured at such distances from the seat of the sulky as shall suit the driver thereof, and if, as often becomes necessary, the driver of a sulky must be suddenly replaced by another and different-statured jockey, or a driver must borrow some other sulky, the new combinations of legs and stirrups do not harmonize, and there is driving under disadvantages. To overcome these difficulties, I have devised the adjustable stirrup which forms the subject-matter of this application.

In the drawings, Fig. 1 shows an ordinary racing sulky composed of thills T T, wheels W W, axle V, seat S, and curved frame-beam U.

A A are the stirrups, one of which is shown upon a larger scale in Figs. 2 and 3.

To make the stirrup A adjustable toward and from the seat S, it is constructed and arranged as follows: At one end of the stirrup A is the collar A', furnished with a set-screw, C, and parallel to the thill S, and rigidly secured thereto, is the rod B, upon which said collar is adapted to be easily removable. By loosening and retightening the set-screw C

the collar A' and the stirrup formed there- with can be readily fixed at any point of the rod B, nearer or farther from the seat S, to suit any ordinary length of limb.

I usually affix to the side of the thill T the plate D, having a series of indentations therein to receive the sharpened end of the stirrup A. The rod B is somewhat elastic, and can be sprung away from the plate D sufficiently to permit the pointed end of the stirrup A to leave the indentation D' in which it was and be moved to a new one. This enables the stirrup to be held with greater firmness.

I am aware that prior to my invention sulky stirrups have been adapted to be adjusted to and from the driver's seat, both upon the thills and rods attached thereto, and I do not, therefore, broadly claim the same.

To make a further modification of the stirrup, the collar A" and set-screw are retained, but the other end thereof is formed as a part of the rod B, and said rod is adapted to be removable in an opening in the frame-beam U, as shown in Fig. 5.

In using this stirrup A the heel of the driver's foot is inserted into the space between the thill T and the rod B, and rested against the concave side of said stirrup.

What I claim as my invention, and for which I desire Letters Patent, is as follows, to wit:

The combination, with the sulky having the thills thereof provided with the indented plates D and the rods B, of the stirrups A, having an end of each adapted to enter said indentations, and provided with the collars encircling said rods, and the set-screw C, as and for the purpose set forth.

In testimony that I claim the foregoing as my invention I have hereunto set my hand this 7th day of August, 1885.

THOMAS D. AITKEN.

In presence of—

J. C. BLAISDELL,  
JAMES MCKEAN.