



US00D591104S

(12) **United States Design Patent**
Oakes

(10) **Patent No.:** **US D591,104 S**

(45) **Date of Patent:** **** Apr. 28, 2009**

(54) **CUTLERY UTENSIL**

(75) Inventor: **Shawn A. Oakes**, Ripon, WI (US)

(73) Assignee: **Dixie Consumer Products LLC**,
Atlanta, GA (US)

(**) Term: **14 Years**

(21) Appl. No.: **29/327,792**

(22) Filed: **Nov. 13, 2008**

(51) **LOC (9) Cl.** **07-02**

(52) **U.S. Cl.** **D7/401.2**

(58) **Field of Classification Search** D7/368,
D7/395, 401.2, 642-647, 649-654, 660-669,
D7/675-676, 683, 688-692, 695-696; 30/137,
30/141-143, 147-150, 322-327, 329, 340,
30/342-346; 416/70 R

See application file for complete search history.

(56) **References Cited**

U.S. PATENT DOCUMENTS

RE1,509 E	7/1863	Grosjean	
RE1,727 E	7/1864	Grosjean	
RE2,682 E	7/1867	Grosjean	
135,590 A	2/1873	Robinson	
D58,807 S	8/1921	Mallory	
2,752,678 A	7/1956	Welch	
3,177,026 A	4/1965	Cowan	
D203,943 S *	3/1966	Laughlin D7/647
D216,482 S	1/1970	Wentzel	
D236,421 S	8/1975	Dart et al.	
4,149,744 A	4/1979	Bonnes	
4,524,512 A	6/1985	Formo et al.	
4,655,494 A	4/1987	Eads et al.	
D299,899 S	2/1989	Liebmann	
D311,307 S *	10/1990	Cautereels et al. D7/683
5,137,316 A	8/1992	Foos	
D345,284 S *	3/1994	Burdick et al. D7/649
D345,486 S *	3/1994	Burdick et al. D7/401.2
D346,722 S *	5/1994	Burdick et al. D7/645
D351,091 S *	10/1994	Burdick et al. D7/653
D351,310 S *	10/1994	Burdick et al. D7/401.2
D355,565 S *	2/1995	Burdick et al. D7/401.2
D358,741 S *	5/1995	Burdick et al. D7/653
5,443,174 A	8/1995	Bauer	

D387,956 S	12/1997	Gagnon et al.	
D387,959 S *	12/1997	Cousins D7/696
D507,461 S	7/2005	Smith et al.	
6,983,542 B2	1/2006	Mithal et al.	
D530,987 S	10/2006	Lee	
D557,083 S *	12/2007	Medling et al. D7/653
2005/0155229 A1	7/2005	Lee	
2006/0191145 A1	8/2006	Mithal et al.	

* cited by examiner

Primary Examiner—Caron Veynar
Assistant Examiner—Ricky Pham
(74) *Attorney, Agent, or Firm*—Michael S. Kerns

(57) **CLAIM**

The ornamental design for cutlery utensil, as shown and described.

DESCRIPTION

FIG. 1 is a perspective view of a cutlery utensil comprising a first embodiment of the design.

FIG. 2 is a first end view of the cutlery utensil of FIG. 1.

FIG. 3 is a second end view of the cutlery utensil of FIG. 1.

FIG. 4 is a first side view of the cutlery utensil of FIG. 1.

FIG. 5 is a second side view of the cutlery utensil of FIG. 1.

FIG. 6 is a top view of the cutlery utensil of FIG. 1.

FIG. 7 is a bottom view of the cutlery utensil of FIG. 1.

FIG. 8 is a perspective view of a cutlery utensil comprising a second embodiment of the design.

FIG. 9 is a first end view of the cutlery utensil of FIG. 8.

FIG. 10 is a second end view of the cutlery utensil of FIG. 8.

FIG. 11 is a first side view of the cutlery utensil of FIG. 8.


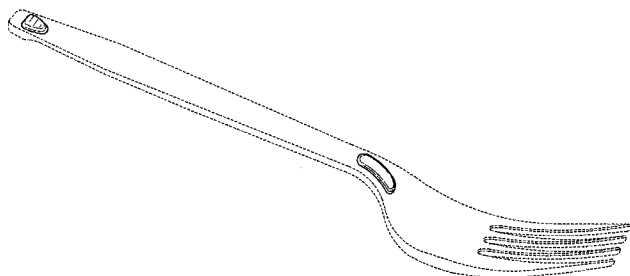
FIG. 12 is a second side view of the cutlery utensil of FIG. 8.

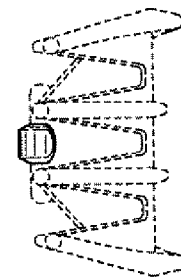
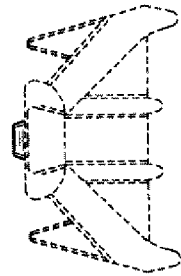
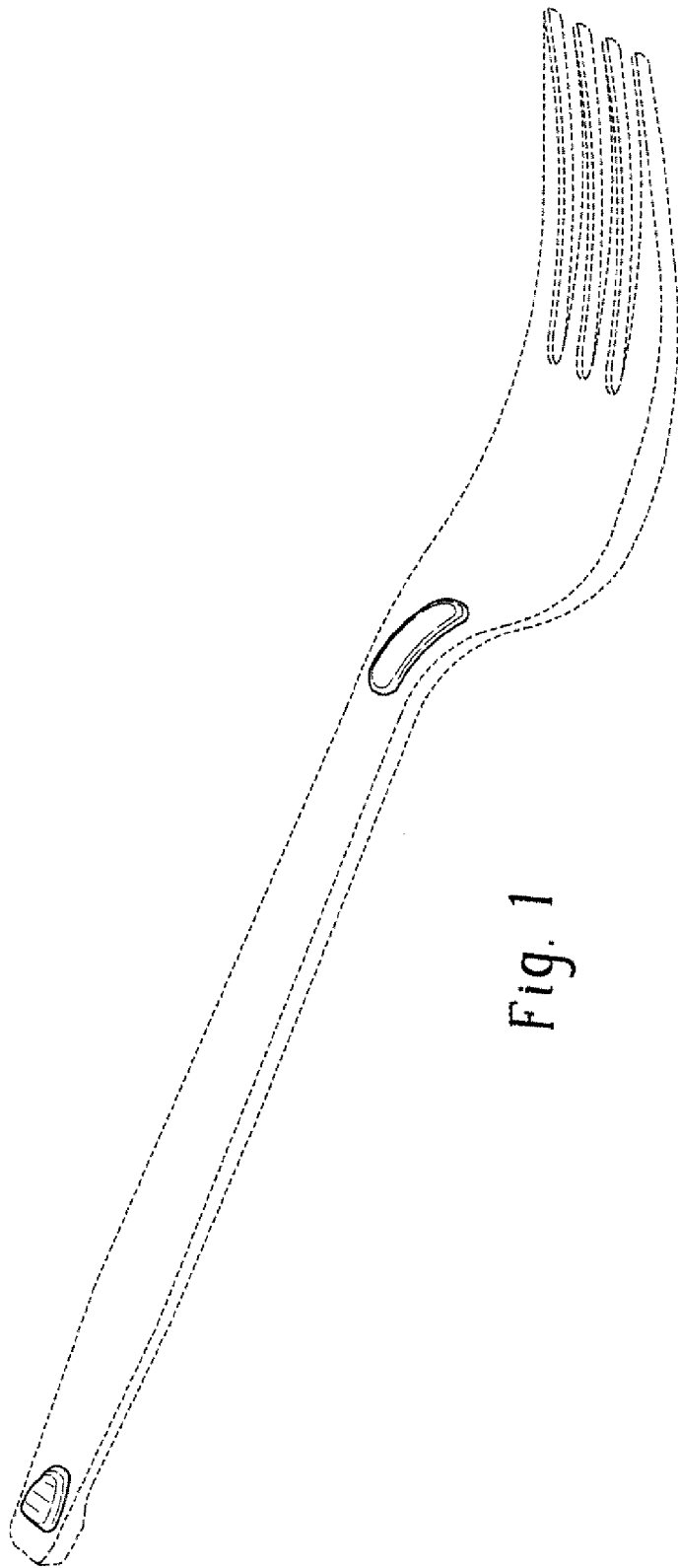
FIG. 13 is a top view of the cutlery utensil of FIG. 8; and,

FIG. 14 is a bottom view of the cutlery utensil of FIG. 8.

The broken lines used throughout the drawings are for illustrative purposes only and form no part of the claimed design.

1 Claim, 4 Drawing Sheets





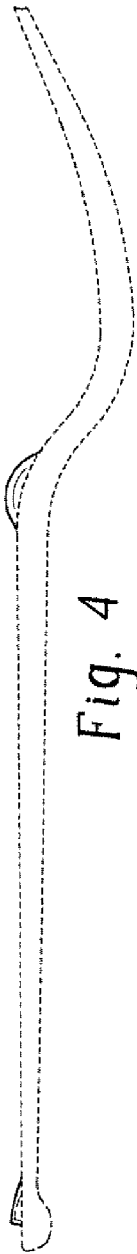


Fig. 4




Fig. 5

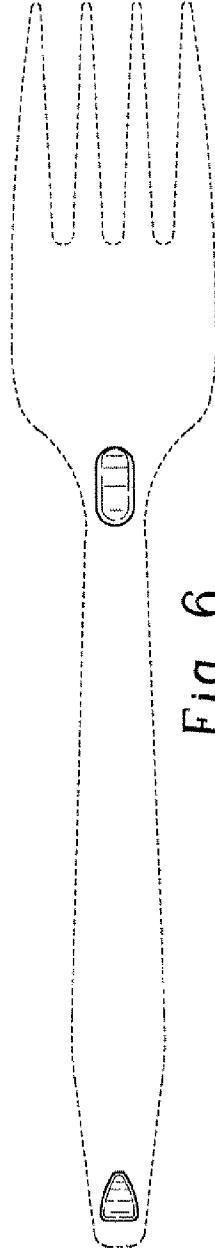


Fig. 6




Fig. 7

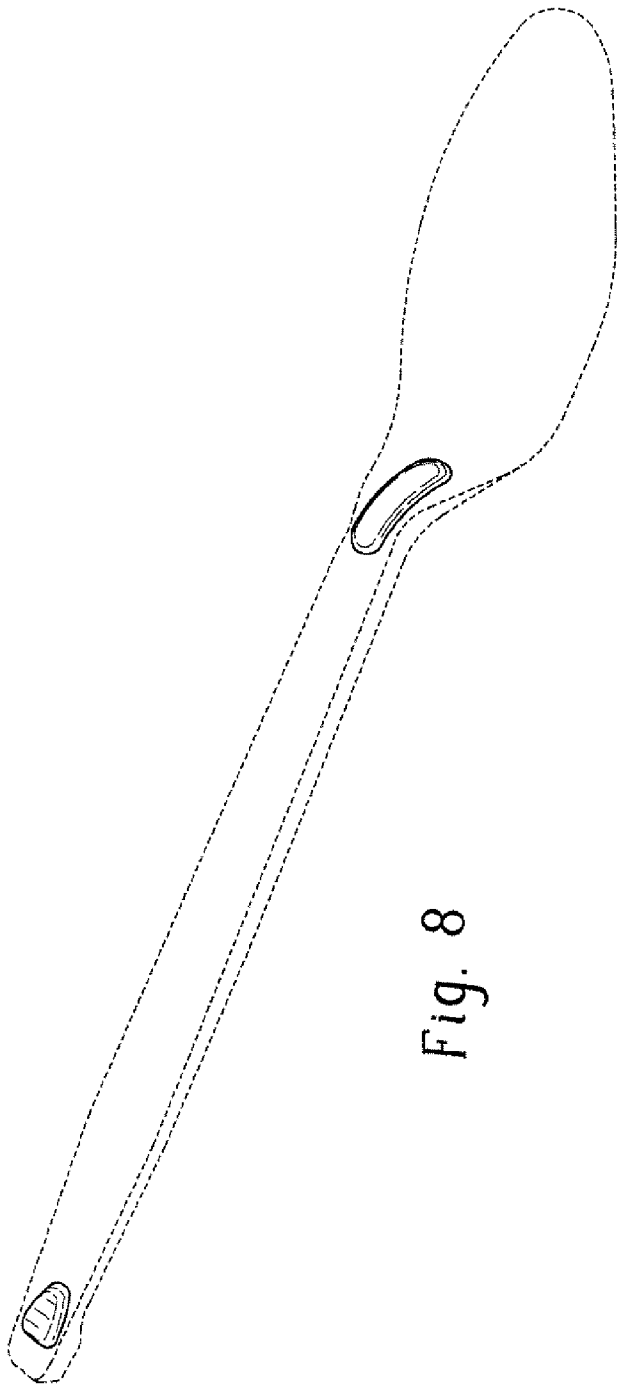


Fig. 8

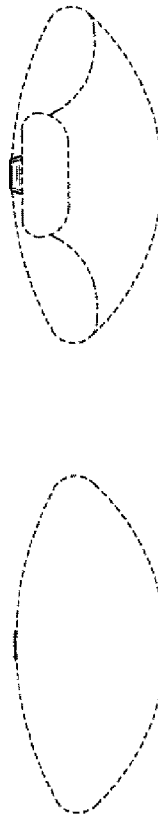


Fig. 9

Fig. 10




Fig. 11

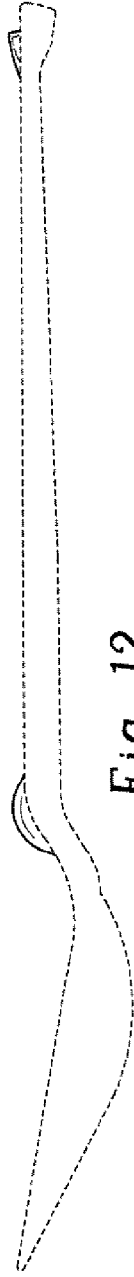


Fig. 12

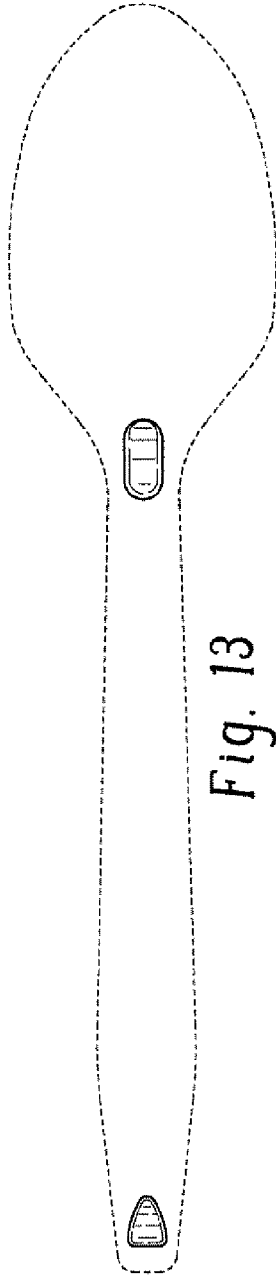


Fig. 13

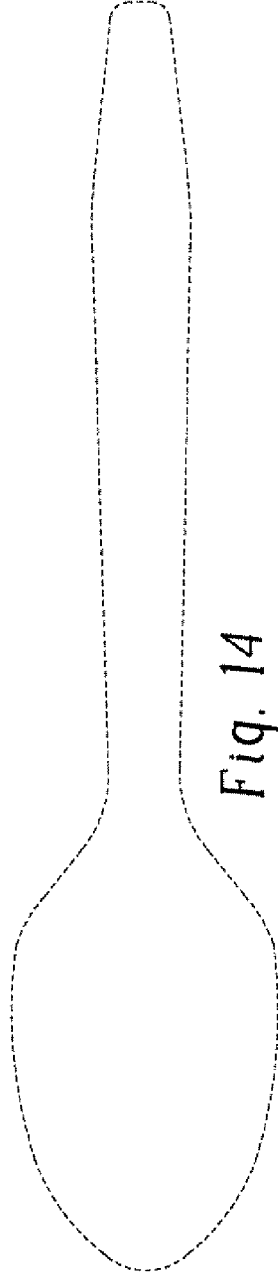


Fig. 14