US00D323394S

# United States Patent [19]

Casto et al.

[11] Patent Number: Des. 323,394

[45] Date of Patent: ** Jan. 21, 1992

[54] STETHOSCOPE CHESTPIECE

[75] Inventors: **Jane W. Casto**, Somerset, Wis.; **Curtis A. Hostager**, St. Paul, Minn.

[73] Assignee: **Minnesota Mining and Manufacturing Company**, St. Paul, Minn.

[**] Term: **14 Years**

[21] Appl. No.: **387,095**

[22] Filed: **Jul. 28, 1989**

[52] **U.S. Cl.** ..... **D24/134**

[58] **Field of Search** ..... D24/134; 381/67; 181/131

[56] **References Cited**

U.S. PATENT DOCUMENTS

| | | | |
|---|---|---|---|
| D. 185,178 | 5/1959 | Spears | D24/134 |
| D. 205,171 | 6/1966 | Littmann | D83/12 |
| D. 213,257 | 1/1969 | Littmann | D83/12 |
| D. 214,002 | 4/1969 | Machlup et al. | D83/12 |
| D. 256,951 | 9/1980 | Allen | D24/20 |
| D. 277,890 | 3/1985 | Loughridge et al. | D24/20 |
| 3,108,652 | 10/1963 | Littmann | 181/24 |
| 3,288,246 | 11/1966 | Allen | D24/134 X |
| 3,303,903 | 2/1967 | Speelman | 181/24 |
| 3,339,667 | 9/1967 | Speelman | 181/24 |
| 3,470,975 | 10/1969 | Haiken | 181/24 |
| 3,472,335 | 10/1969 | Allen | 181/24 |
| 3,570,625 | 3/1971 | Allen | 181/24 |

*Primary Examiner*—Stella Reid

*Attorney, Agent, or Firm*—Gary L. Griswold; Walter N. Kirn; John H. Hornickel

[57] **CLAIM**

The ornamental design for a stethoscope chestpiece, as shown.

**DESCRIPTION**

FIG. **1** is a perspective view of a stethoscope chestpiece showing our new design;

FIG. **2** is a top plan view thereof;

FIG. **3** is a left side elevational view thereof, the right side elevational view being a mirror image;

FIG. **4** is a front elevational view thereof; and

FIG. **5** is a rear elevational view thereof.





FIG. 1

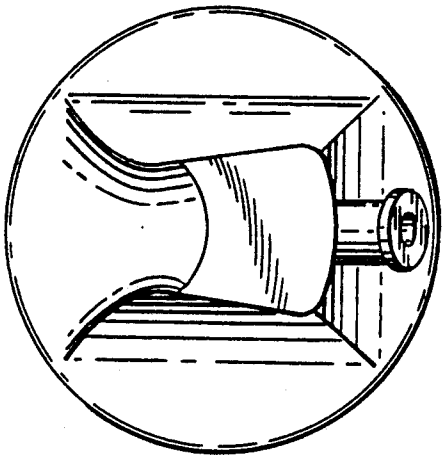

FIG. 2

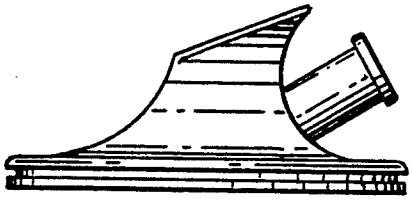

FIG. 3



FIG. 4



FIG. 5

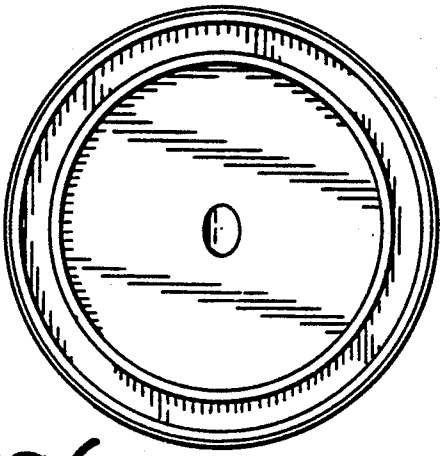

FIG. 6

UNITED STATES PATENT AND TRADEMARK OFFICE

# CERTIFICATE OF CORRECTION

PATENT NO. : Des. 323,394

DATED : January 21, 1992

INVENTOR(S) : CASTO et al.

It is certified that error appears in the above-identified patent and that said Letters Patent is hereby corrected as shown below:

On the Title page,

Column 2, under DESCRIPTION

replace "FIG. 4 is a front elevational view thereof; and
FIG. 5 is a rear elevational view thereof."

with --FIG. 4 is a front elevational view thereof;
FIG. 5 is a rear elevational view thereof; and
FIG. 6 is a bottom plan view thereof.--

Signed and Sealed this

Seventeenth Day of August, 1993

*Attest:*

BRUCE LEHMAN

*Attesting Officer*

*Commissioner of Patents and Trademarks*