



US00D437366S

(12) **United States Design Patent** (10) **Patent No.:** **US D437,366 S**
Stemmler (45) **Date of Patent:** **** Feb. 6, 2001**

(54) **INTERLOCKING BUILDING CUBE**

OTHER PUBLICATIONS

(76) **Inventor:** **Peter Stemmler**, 325 W. 38th St., Apt. 903, New York, NY (US) 10018

“Pounding Blocks” #2027 Fisher Price Catalog, p. 29, May 1992.*

(**) **Term:** **14 Years**

* cited by examiner

(21) **Appl. No.:** **29/125,778**

Primary Examiner—Raphael Barkai
(74) *Attorney, Agent, or Firm*—Tucker & Latifi, LLP; Robert L. Tucker

(22) **Filed:** **Jun. 29, 2000**

(57) **CLAIM**

(51) **LOC (7) Cl.** **21-01**

The ornamental design for interlocking building cube, as shown and described.

(52) **U.S. Cl.** **D21/499**

(58) **Field of Search** D21/484, 499-505; 446/85, 88, 93-96, 102-104, 117, 120-122, 124-125, 128

DESCRIPTION

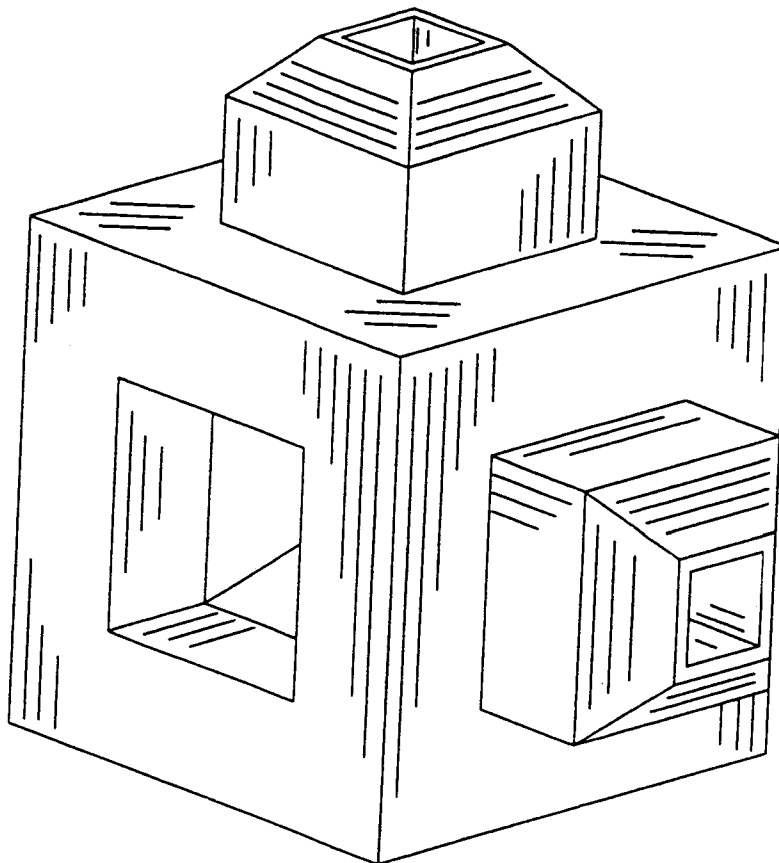
(56) **References Cited**

U.S. PATENT DOCUMENTS

D. 224,425	*	7/1972	Stahel	D21/499
D. 272,256	*	1/1984	Chatani et al.	D21/499
D. 283,635	*	4/1986	Kato et al.	D21/499
D. 296,342	*	6/1988	Knudsen	D21/499
D. 422,036	*	3/2000	Fernandez	D21/499
1,895,611	*	1/1933	Doak	446/122
5,000,713	*	3/1991	Cheng	446/128

FIG. 1 is a front perspective view;
FIG. 2 is a rear perspective view;
FIG. 3 is a right side perspective view;
FIG. 4 is a left side perspective view;
FIG. 5 is a top plan view;
FIG. 6 is a bottom plan view; and,
FIG. 7 is a front perspective of my design shown in use.
The broken lines shown in FIG. 7 is for illustrative purposes only and form no part of the claimed design.

1 Claim, 4 Drawing Sheets






Fig. 1

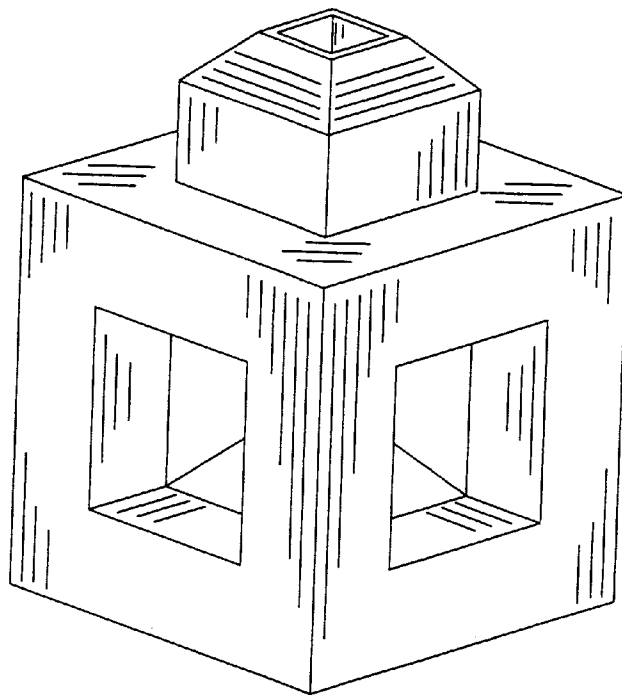


Fig. 2

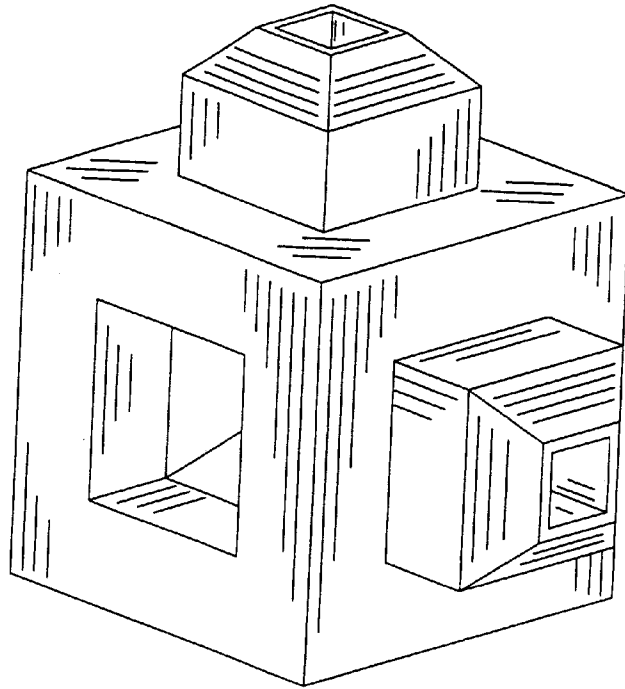


Fig. 3

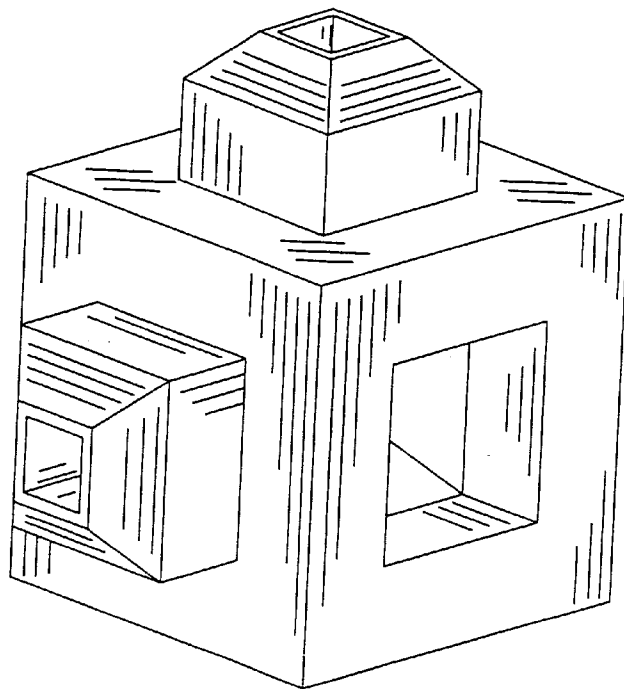


Fig. 4

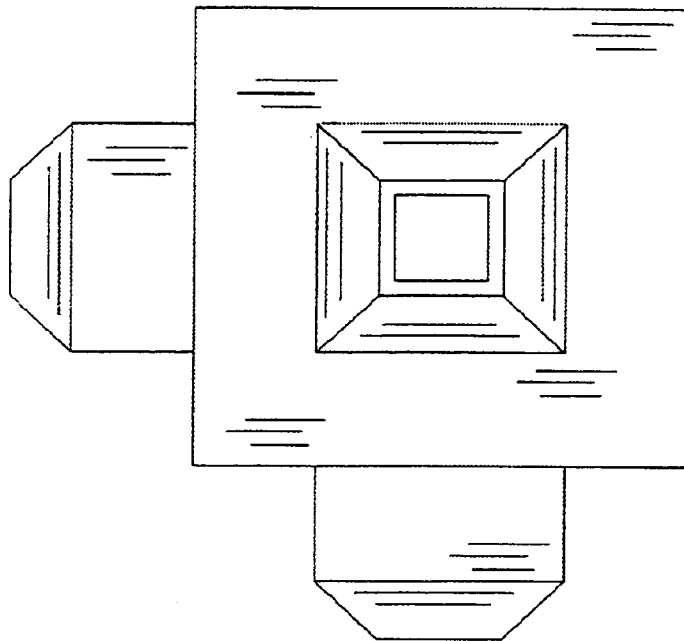


Fig. 5

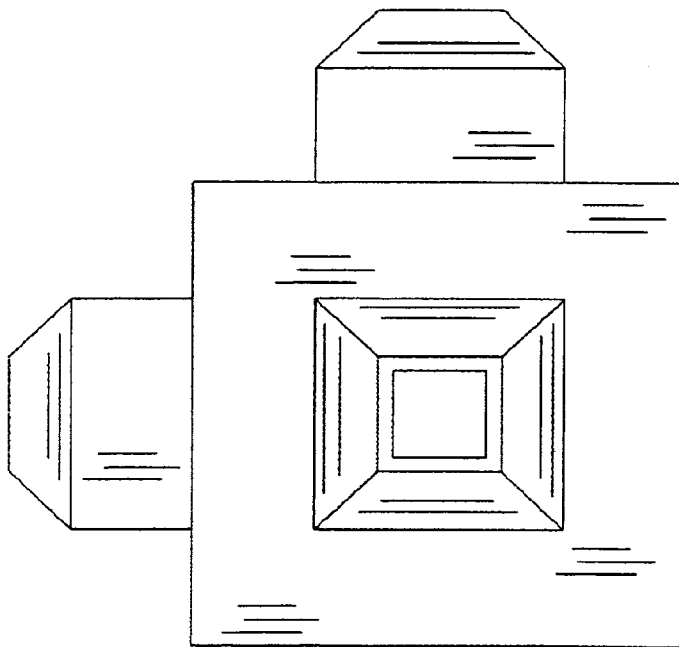


Fig. 6

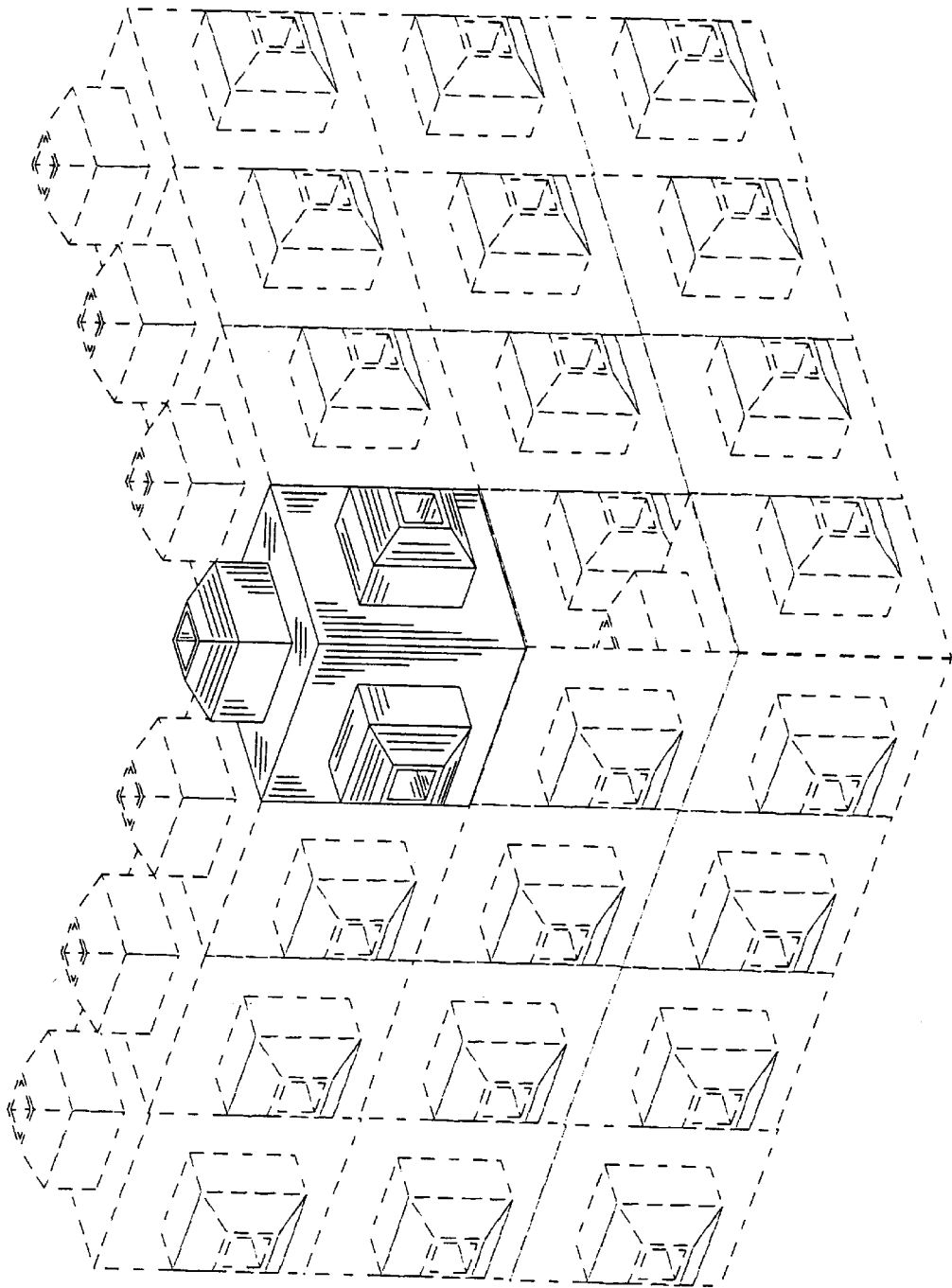


Fig. 7