US00D689117S

(12) United States Design Patent

Ho

(10) Patent No.: US D689,117 S
(45) Date of Patent: ** Sep. 3, 2013

(54) **PAIR OF TEMPLE ARMS FOR AN EYEGLASS FRAME**

(71) Applicant: **Patrick C. Ho**, Hilton, NY (US)

(72) Inventor: **Patrick C. Ho**, Hilton, NY (US)

(**) Term: **14 Years**

(21) Appl. No.: **29/436,722**

(22) Filed: **Nov. 8, 2012**

(51) **LOC (9) Cl.** **16-06**

(52) **U.S. Cl.**
USPC **D16/323**; D16/335

(58) **Field of Classification Search**
USPC D16/101, 300–342, 900; D29/109–110; 351/41, 44, 51–52, 62, 158, 92, 103–123, 351/140–153, 45–46; 2/426–432, 447–449, 2/441, 434–437, 13, 15; D21/483, 659–661; D14/372
See application file for complete search history.

(56) **References Cited**

U.S. PATENT DOCUMENTS

D139,613	S *	12/1944	Norton	D16/323
D342,081	S *	12/1993	Fynan	D16/335
D352,725	S *	11/1994	Charriol	D16/320
D377,040	S *	12/1996	Khantzis et al.	D16/317
D417,462	S *	12/1999	Chang	D16/327
D482,384	S *	11/2003	Frederik Anton Thiele et al.	D16/328
D537,102	S *	2/2007	Lovegrove	D16/326
7,185,982	B2 *	3/2007	Dietz	351/123
D552,667	S *	10/2007	Smith	D16/342
D558,253	S *	12/2007	Mouclier	D16/316
D581,445	S *	11/2008	Nakanishi	D16/315
7,524,052	B2	4/2009	Esses	
7,530,688	B2	5/2009	Grogan et al.	
D595,759	S *	7/2009	Gonzalez	D16/335
7,588,331	B2	9/2009	Burnstein	
7,591,554	B2	9/2009	Guerrero	
7,665,839	B1	2/2010	Tedeschi	
7,677,721	B2	3/2010	Siu	
D614,227	S *	4/2010	Muthsam	D16/321
7,712,893	B2	5/2010	Dobashi	
7,726,806	B2	6/2010	Boulas et al.	
7,874,668	B2	1/2011	Brousseau et al.	
7,874,669	B2	1/2011	Moritz et al.	
7,874,670	B2	1/2011	Buggs et al.	
7,891,807	B2	2/2011	Mansuy	
7,901,070	B2	3/2011	Burnstein	
7,914,143	B2	3/2011	Heim	
D640,733	S *	6/2011	Ho	D16/328
8,123,351	B2	2/2012	Moritz et al.	
8,167,426	B2	5/2012	Lampru	
8,201,938	B2	6/2012	Rhee	
D671,980	S *	12/2012	Sallard	D16/323
D675,670	S *	2/2013	Fuchs	D16/335
2008/0231796	A1	9/2008	Zoullas et al.	
2008/0273162	A1	11/2008	Porter	

(Continued)

Primary Examiner — Raphael Barkai
(74) *Attorney, Agent, or Firm* — Joseph M. Noto; Bond Schoeneck & King PLLC

(57) **CLAIM**

The ornamental design for a pair of temple arms for an eyeglass frame, as shown and described.

DESCRIPTION

FIG. **1** is a perspective view of a pair of temple arms for my new design shown in the environment of an eyeglass frame;
FIG. **2** is a front elevational view thereof;
FIG. **3** is a rear elevational view thereof;
FIG. **4** is a side elevational view, wherein the other side is a mirror image thereof;
FIG. **5** is a top plan view thereof; and,
FIG. **6** is a bottom plan view thereof.
The broken lines showing the front of the eyeglass frame are for the purpose of illustrating environment structure and form no part of the claimed design.

1 Claim, 6 Drawing Sheets

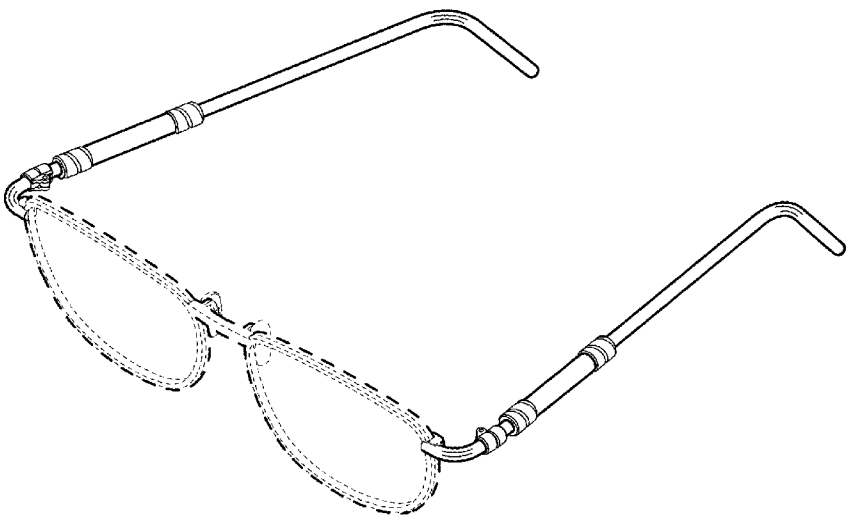

(56) **References Cited**

U.S. PATENT DOCUMENTS

2009/0122253	A1	5/2009	Clay
2009/0147213	A1	6/2009	Poole
2009/0273754	A1	11/2009	Ridgeway
2010/0002185	A1	1/2010	Zelman
2010/0002186	A1	1/2010	Zelman
2010/0014045	A1	1/2010	MacCallum
2011/0080555	A1	4/2011	Chow
2011/0116032	A1	5/2011	Brousseau et al.
2012/0002158	A1	1/2012	Jirsa et al.
2012/0075571	A1	3/2012	Silver
2012/0075572	A1	3/2012	Silver et al.
2012/0127419	A1	5/2012	Moore et al.
2012/0133883	A1	5/2012	Mezher
2012/0224135	A1	9/2012	Moritz et al.

* cited by examiner

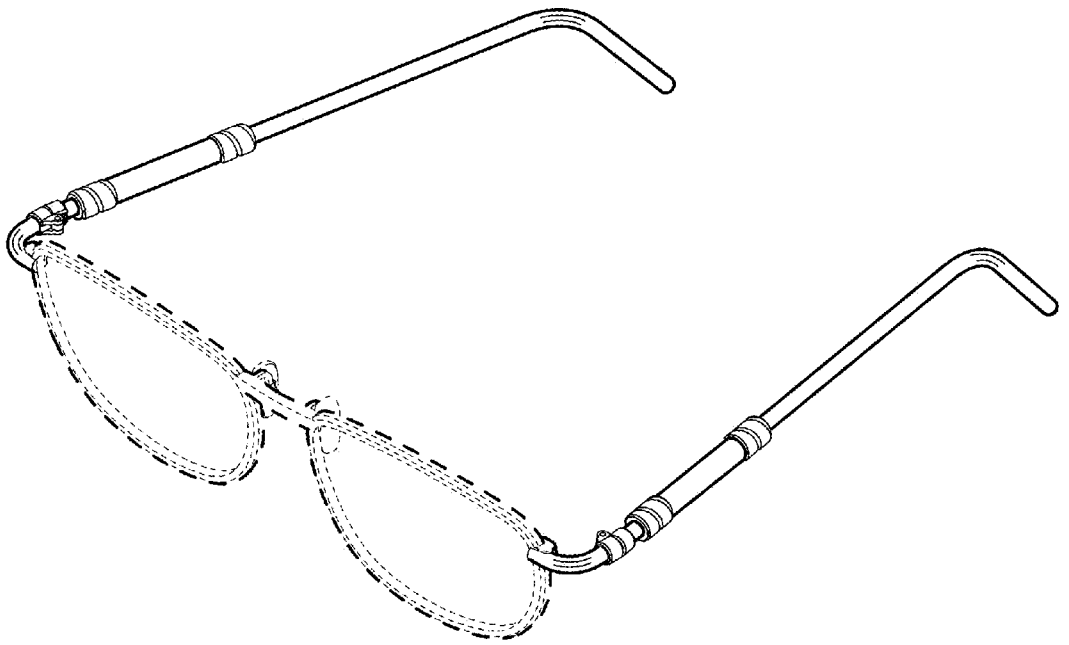

FIG. 1

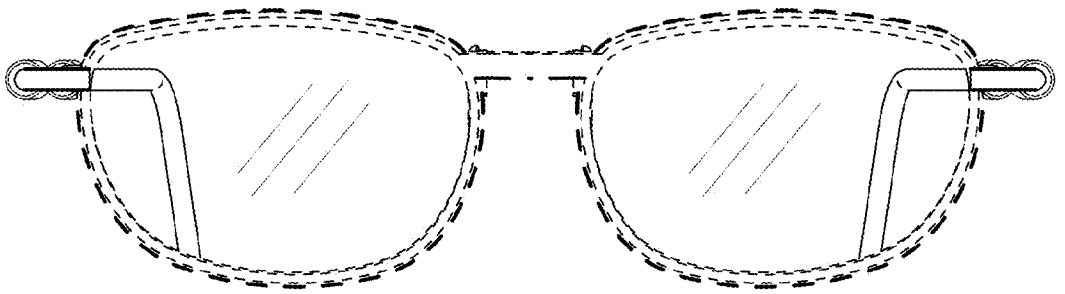

FIG. 2

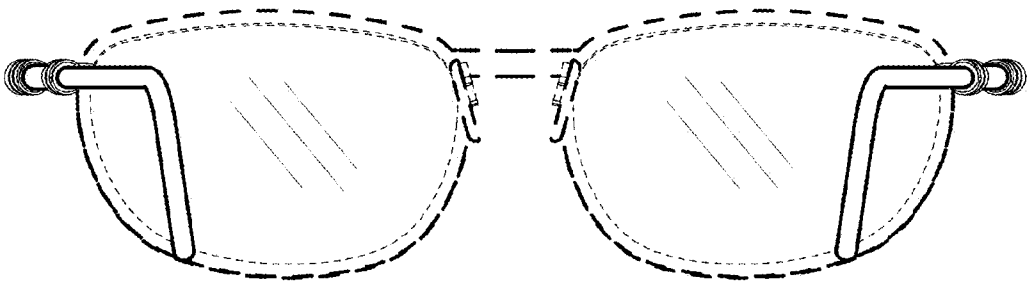

FIG. 3

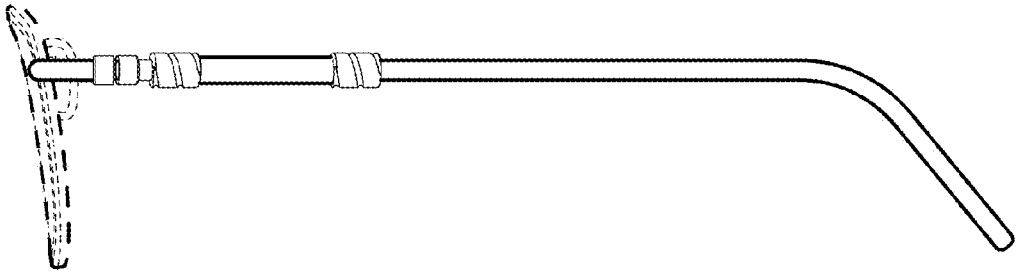

FIG. 4

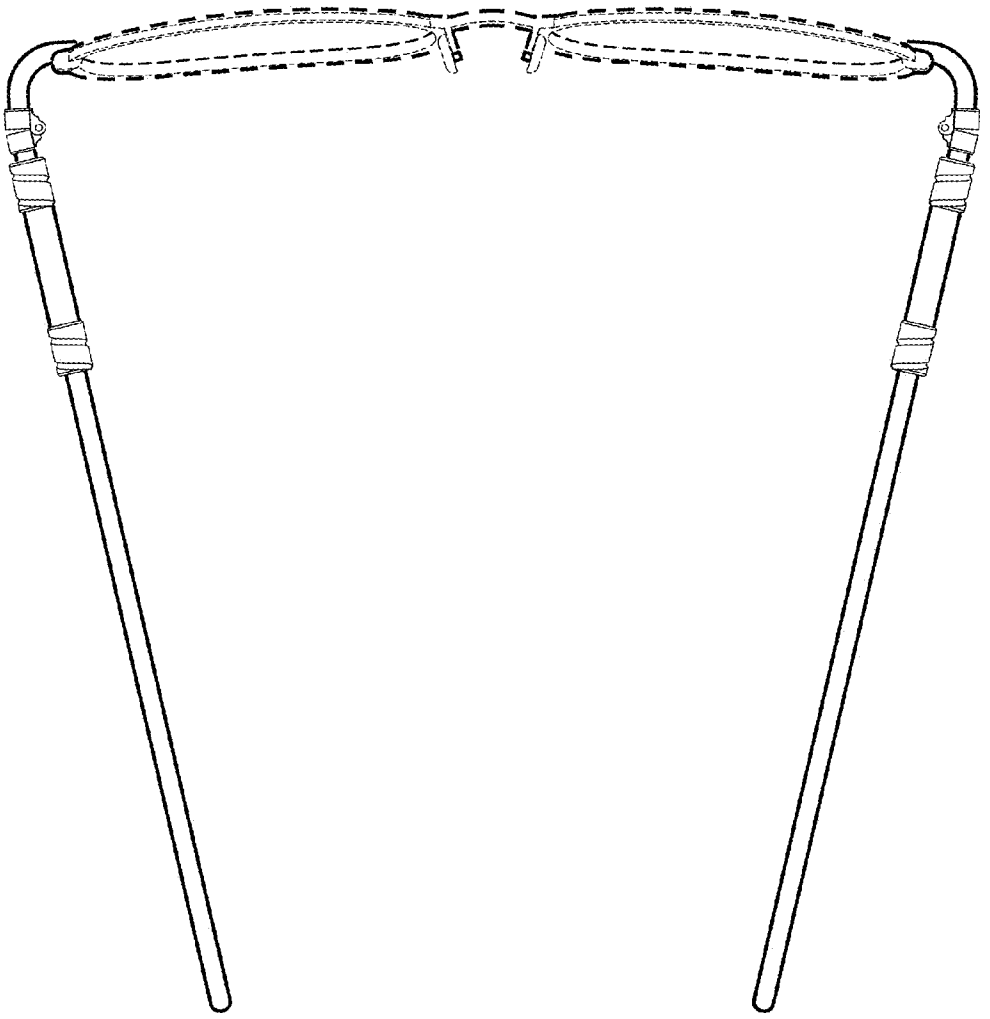

FIG. 5

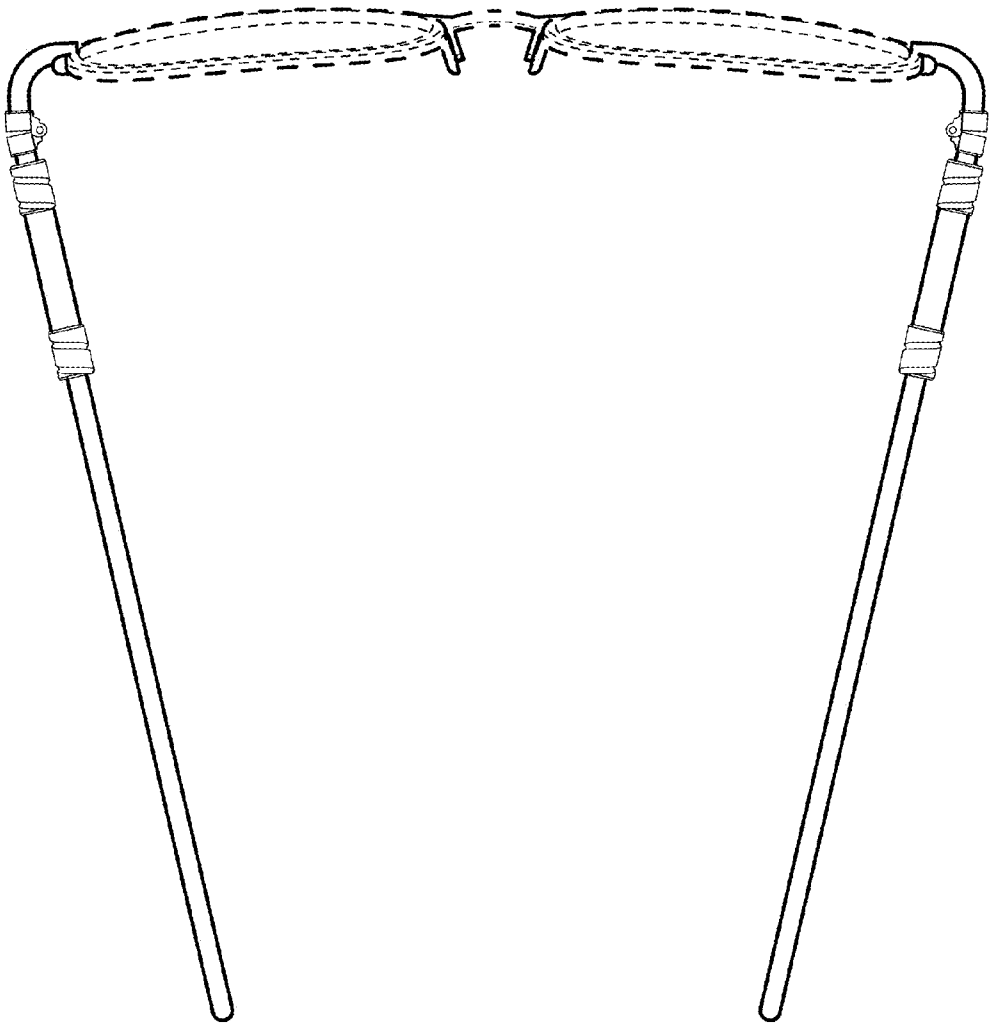

FIG. 6