

(19) World Intellectual Property
Organization
International Bureau



(43) International Publication Date
11 November 2004 (11.11.2004)

PCT

(10) International Publication Number
WO 2004/097829 A1

(51) International Patent Classification⁷: **G11B 20/10**

(74) Agent: **PARK, Lae Bong**; 1Fl., Dongun Bldg., 413-4, Dogok 2-dong, Gangnam-gu, Seoul 135-272 (KR).

(21) International Application Number:

PCT/KR2004/001034

(22) International Filing Date: 3 May 2004 (03.05.2004)

(25) Filing Language: English

(26) Publication Language: English

(30) Priority Data:

10-2003-0028213 2 May 2003 (02.05.2003) KR

(71) Applicant (for all designated States except US): **LG ELECTRONICS INC.** [KR/KR]; 20, Yoido-dong, Youngdungpo-gu, Seoul 150-010 (KR).

(72) Inventors; and

(75) Inventors/Applicants (for US only): **YOON, Woo Seong** [KR/KR]; 102-701, Geukdong Apt., Teogyewon-myun, Namyangjoo-si, Kyonggi-do 472-744 (KR). **YOO, Jea Yong** [KR/KR]; C-306, Maebong Samsung Apt., Dogok-dong, Kangnam-gu, Seoul 135-270 (KR). **ALEXANDRE, Limonov** [RU/KR]; 103-109, Kolong Apt., Woomyun-dong, Seocho-gu, Seoul 137-784 (KR). **CHOI, Yong Hoon** [KR/KR]; A-1207 Hansin-Green APT. 65-8, Janmwon-dong, Seocho-gu, Seoul 137-797 (KR).

(81) Designated States (unless otherwise indicated, for every kind of national protection available): AE, AG, AL, AM, AT, AU, AZ, BA, BB, BG, BR, BW, BY, BZ, CA, CH, CN, CO, CR, CU, CZ, DE, DK, DM, DZ, EC, EE, EG, ES, FI, GB, GD, GE, GH, GM, HR, HU, ID, IL, IN, IS, JP, KE, KG, KP, KZ, LC, LK, LR, LS, LT, LU, LV, MA, MD, MG, MK, MN, MW, MX, MZ, NA, NI, NO, NZ, OM, PG, PH, PL, PT, RO, RU, SC, SD, SE, SG, SK, SL, SY, TJ, TM, TN, TR, TT, TZ, UA, UG, US, UZ, VC, VN, YU, ZA, ZM, ZW.

(84) Designated States (unless otherwise indicated, for every kind of regional protection available): ARIPO (BW, GH, GM, KE, LS, MW, MZ, NA, SD, SL, SZ, TZ, UG, ZM, ZW), Eurasian (AM, AZ, BY, KG, KZ, MD, RU, TJ, TM), European (AT, BE, BG, CH, CY, CZ, DE, DK, EE, ES, FI, FR, GB, GR, HU, IE, IT, LU, MC, NL, PL, PT, RO, SE, SI, SK, TR), OAPI (BF, BJ, CF, CG, CI, CM, GA, GN, GQ, GW, ML, MR, NE, SN, TD, TG).

Published:

— with international search report

For two-letter codes and other abbreviations, refer to the "Guidance Notes on Codes and Abbreviations" appearing at the beginning of each regular issue of the PCT Gazette.

(54) Title: AUTHENTICATION SYSTEM AND METHOD FOR AN INTERACTIVE OPTICAL DISC

Player

Server

sending DiskID stored
in a meory (while
requesting permission
to access content data)

authenticating a disk
by examining disk ID

(57) Abstract: A method for authenticating an interactive optical disk, wherein first content is stored on the interactive optical disk for reproduction by a reproducing system, the method comprising: transmitting a first request to a content server to access second content from the content server based on enhanced navigation data recorded on the interactive optical disk; and authenticating identity of the interactive optical disk with the content server based on authentication data provided by the reproducing system, when the first request indicates that authentication is required.

WO 2004/097829 A1

DESCRIPTION

AUTHENTICATION SYSTEM AND METHOD FOR AN INTERACTIVE OPTICAL DISC

1. TECHNICAL FIELD

5 The present invention relates to a method for authenticating an interactive recording medium such as an interactive DVD (IDVD) or an enhanced navigation DVD (ENAV DVD).

2. BACKGROUND ART

10 High-density optical disks capable of recording large amounts of data are being widely used. The Digital Versatile Disc (DVD), which is a recording medium that is capable of recording large amounts of high-quality video data as well as digital audio data, is one example of these high-density
15 optical disks.

 Interactive optical disk such as IDVDs and ENAV DVDs are now under development. An interactive optical disk stores various ENAV applications such as characters, other movies, animations, or dubbed audio related to the main A/V stream
20 that is being reproduced and thus allows a user to select and reproduce an ENAV application along with the main A/V stream. The ENAV DVD comprises a DVD video zone storing main A/V data and other zones storing ENAV applications data related to the main A/V data.

25 An optical disk player capable of playing ENAV DVDs comprises a DVD playback engine for reproducing the main A/V stream and an ENAV engine for reproducing the ENAV applications in synchronization with the main A/V stream and for controlling the DVD playback engine from time to time. If

an ordinary DVD is loaded into the ENAV DVD player, the main A/V stream recorded thereon is reproduced only by the DVD playback engine. If an ENAV DVD is loaded, the main A/V stream and relevant ENAV applications are reproduced by the
5 interaction of the DVD playback engine and the ENAV engine.

The ENAV DVD player is expected to be able to utilize various contents data in addition to the ENAV applications data recorded on an ENAV DVD by connecting to a remote contents server through the Network and downloading contents
10 data relevant to the ENAV DVD, which extends the range of application services of the ENAV DVD and helps overcome the limit of disk capacity.

Due to the advent of new rewritable recording media such as DVD-R, DVD-RW, DVD+RW, and DVD-RAM, ENAV DVDs are exposed
15 to illegal copying of contents. Also, concern about attempts to copy the contents of ENAV DVDs to hard disk drives is increasing.

In case of an ordinary DVD, the DVD player is required to judge whether the DVD is an illegal copy. In case of an ENAV
20 DVD, not only the DVD player but the server to which the DVD player attempts to connect is required to authenticate the ENAV DVD inserted into the DVD player.

Contents providers, who provide through the network contents data needed for reproducing ENAV applications
25 recorded on ENAV DVDs, want to examine whether clients attempting to access their contents servers to download contents data (e.g., users of ENAV DVD players or PCs having ENAV DVD drives installed therein) use authenticated DVDs or illegal copies. A contents server, therefore, will allow a
30 client to access it only when the client's ENAV DVD is a genuine product and block the access if the client's ENAV DVD turns out to be an illegal copy.

Methods for determining whether a recording medium

inserted into an ENAV DVD player attempting to access a remote server that provides contents data is a genuine product are under discussion. In general, a disk player attempting to access a remote server is requested to transmit to the server
5 the ENAV disk ID (hereinafter referred to as ENAV DiskID) or the signature of sector raw data (hereinafter referred to as SSRD) of the disk loaded into the player.

Such authentication methods, in particular, specific authentication procedures needed between a disk player and a
10 contents server are required. However, an effective solution or standard is not yet available.

In order to judge whether an ENAV DVD loaded into the ENAV DVD player attempting to access the contents server is a genuine product, the contents server requests that the ENAV
15 DVD player provide information on the ENAV DVD, i.e., ENAV DiskID or SSRD corresponding to a particular logical sector number (hereinafter referred to as LSN) of the ENAV DVD specified by the contents server.

The ENAV DiskID is commonly recorded at an initial
20 position that can be accessed first when the disk is inserted into the disk player for reproduction. The server-specified LSN may be arbitrary in the data area of the disk.

If the disk authentication is requested before the reproduction of the main A/V stream or ENAV applications
25 begins, it is no problem to move the optical pickup of the disk player to a position from which the authentication data can be obtained. However, if the disk authentication is requested in the middle of the reproduction of the main A/V stream or ENAV applications, the movement of the optical
30 pickup for obtaining the authentication data causes the reproduction to stop temporarily.

Even in the middle of the reproduction of the main A/V stream or ENAV applications, the disk player may connect to

the server to obtain required contents data according to the viewer's request. In this case, the viewer may tolerate the suspension of the reproduction caused by the attempt to obtain the authentication data because he/she made the request.

5 On the other hand, while the main A/V stream or an ENAV application is being reproduced or after the reproduction of an ENAV application is completed, contents data for a next ENAV application may be required. In this case, the disk player attempts to connect to the contents server to obtain
10 the required data, which makes the reproduction of the main A/V stream stop temporarily. This situation is not what the viewer can expect and prepare for and thus may frustrate the viewer.

Whether the main A/V stream or ENAV applications can be
15 reproduced seamlessly depends on various factors, such as when the contents sever performs the authentication process, the authentication data type that the contents server requests from the disk player, and whether the authentication process is performed on a server basis or on a universal resource
20 identifier (hereinafter referred to as URI) basis. The URI represents the individual position of each of the stored contents data file within the server.

For a stable and seamless playback of the main A/V stream or ENAV applications, a new method for authenticating an ENAV
25 DVD to be performed by the contents server and the disk player is required.

3. DISCLOSURE OF INVENTION

A method for authenticating an interactive optical disk
10 wherein first content is stored on the interactive optical disk 10 for reproduction by a reproducing system is provided.
30 The method comprises transmitting a first request to a content server to access second content from the content server based on enhanced navigation data recorded on the interactive

optical disk 10; and authenticating identity of the interactive optical disk 10 with the content server based on authentication data provided by the reproducing system, when the first request indicates that authentication is required.

5 The authentication data is recorded on the interactive optical disk 10 and comprises a disk ID. In one embodiment, the authentication data is loaded in memory of the reproducing system, prior to transmitting the first request to avoid delay associated with reading the authentication data from the
10 interactive optical disk 10. The authentication data can be stored in form of a cookie.

 The method further comprises receiving second content from the content server when authentication is successful, discontinuing reproducing the first content, if authentication
15 is unsuccessful, and interrupting reproducing the first content during authentication. In one embodiment, the first content comprises audiovisual data.

 The above authenticating step comprises forwarding authentication data to the content server, or receiving
20 authorization from the content server for the reproducing system to access requested second content, when the authentication data is verified by the content server. In one embodiment, the authenticating step further comprises receiving a challenge from the content server for the
25 reproducing system to provide additional identifying data to the content server for authentication.

 In one embodiment, the challenge is generated by the content server based on the authentication data provided by the reproducing system. The challenge comprises a logic sector
30 number. The logic sector number refers to a storage area on the interactive optical disk 10 where the additional identifying data is recorded. The challenge can be generated in form of a cookie.

The identifying data can be retrieved from the interactive optical disk 10 based on information included in the challenge and converted to second authentication data based on a hash function; and forwarding the second
5 authentication data to the content server. The identifying data is then forwarded to the content server for authentication.

The content server verifies the identifying data against database records to determine whether the interactive optical
10 disk 10 is authentic. The content server authorizes the reproducing system to access the second content, when the identification data is verified by the content server. The reproducing system discontinues producing the first content, until the content server verifies the identifying data. In one
15 embodiment, the authenticating step is performed for each content server accessed by the reproducing system or the authenticating step is performed for each content file recorded on the interactive optical disk 10, at time of reproduction.

20 In one embodiment, the authenticating step is not performed, when the first request comprises a first indicator indicating that authentication is not required. In other embodiments, the authenticating step is performed based on a first authentication data stored on the interactive optical
25 disk 10 player, when the first request comprises a second indicator indicating that authentication is required.

In yet another embodiment, the authenticating step is performed based on a second authentication data calculated based on information provided by the content server, when the
30 first request comprises a third indicator indicating that authentication is required. Once the authenticating step is successful, then the authenticating step is no longer performed when the reproducing system requests access to the

second content stored on content servers listed in a list of content providers.

In another embodiment, when the authenticating step is successful, then the authenticating step is no longer
5 performed when the reproducing system requests access to the second content accessible through an identified uniform resource locator.

In accordance with one embodiment, a method for authenticating an interactive optical disk 10, wherein first
10 content is stored on the interactive optical disk 10 for reproduction by a reproducing system, is provided. The method comprises receiving a first request from a reproducing system to access second content based on enhanced navigation data recorded on the interactive optical disk 10; and
15 authenticating identity of the interactive optical disk 10 based on authentication data provided by the reproducing system, when the first request indicates that authentication is required.

In accordance with a preferred embodiment, an optical
20 medium configured for recording first content is provided, wherein the first content is reproducible by an enhanced content player capable of communicating with a content server for retrieving second content. The optical medium comprises first authentication data for identifying the optical medium,
25 wherein the first authentication data is forward from the enhanced content player to the content server for authentication, when a request is provided for accessing the second content stored on the content server.

The optical medium may also comprise second
30 authentication data recorded in a predefined portion of the optical medium. The predefined portion is identifiable according to information provided to the enhanced content player from the content server, in exchange for the enhanced

content player forwarding the first authentication data to the content server. The predefined portion is a sector formatted on the optical medium. The information provided to the enhanced content player is a logic sector number (LSN) 5 identifying the predefined portion. The authentication data is approximately 2048 bytes, in one embodiment.

According to another embodiment of the invention, a reproduction system for authenticating a storage medium, such as interactive DVD comprises a pickup device for reading 10 content data (for example, A/V Data) and first authentication data (Disk ID) stored in the storage medium; an engine device for reproducing the content data from the storage medium; a controller in communication with and controlling the engine device; and an interface device controlled by the controller 15 to communicate with an external device (for example, a CP server). The reproduction system transmits the first authentication data to the external device through the interface device to communicate with the external device, and receives a supplemental request from the external device is 20 the first authentication data is authenticated by the external device.

According to one aspect of the invention, the controller receives the supplemental request that is associated with generating second authentication data (SSRD), and communicates 25 the second authentication data to the external device through the interface device for further authentication by the external device. The controller preferably generates the second authentication data by hashing data associated with the supplemental request.

30 According to another embodiment of the invention, a server in communication with a reproduction system for authenticating a storage medium being played in the reproduction system, comprises means for receiving first

authentication data from the reproduction system to
communicate with the server; means for authenticating the
first authentication data with first information stored in the
server; means for communicating a supplemental request to the
5 reproduction system to receive second authentication data that
is generated by using the supplemental request when the first
authentication data is authenticated; and means for
authenticating the second authentication data with second
information stored in the server.

10 Additional advantages, objects, and features of the
invention will be set forth in part in the description which
follows and in part will become apparent to those having
ordinary skill in the art upon examination of the following or
may be learned from practice of the invention. The objects and
15 advantages of the invention may be realized and attained as
particularly pointed out in the appended claims.

4. BRIEF DESCRIPTION OF DRAWINGS

The accompanying drawings, which are included to provide
a further understanding of the invention, illustrate the
20 preferred embodiments of the invention, and together with the
description, serve to explain the principles of the present
invention.

FIG. 1 illustrates a schematic diagram of an interactive
optical disk 10 reproducing apparatus 100 according to a
25 preferred embodiment of the present invention.

FIGS. 2A and 2B illustrate the directories and file
structure of an exemplary interactive optical disk 10
according to the preferred embodiment.

FIGS. 3A and 3B illustrate the exemplary structure of
30 ENAV contents for the interactive optical disk in accordance
with one or more embodiments.

FIGS. 4A, 4B and 4C illustrate flow diagrams related to a

method for authenticating an interactive optical disk, in accordance with various embodiments of the present invention.

5. MODES FOR CARRYING OUT THE INVENTION

In order that the invention may be fully understood, preferred embodiments thereof will now be described with reference to the accompanying drawings.

Referring to FIG. 1, an optical disk reproducing system or apparatus 100 (i.e., an interactive optical disk player) comprises an optical pickup 11, an IDVD system 12, a microcontroller 13, a buffer memory 14, and a network interface 15 to connect to a content server (also referred to as a CP server) 300 through the network interface 15.

The IDVD system 12 comprises a DVD playback engine for reproducing the main A/V stream received from an interactive DVD 10 and an ENAV engine for reproducing ENAV applications received from the interactive DVD or the contents provided by the CP server 300.

The IDVD system 12 outputs a main A/V stream in synchronization with contents data, both read from the interactive DVD 10. Controlled by the microcontroller 13 and the ENAV engine included in the IDVD system 12, the network interface 15 connects to the CP server 300 through the network 200 as shown in FIG. 1.

The buffer memory 14 temporarily stores the ENAV contents data provided from the contents providing CP server 300, i.e., data files of characters, animations, or dubbed audio related to the main A/V stream read from the interactive DVD 10. The buffer memory 14 may be organized into a first buffer and a second buffer.

The ENAV engine included in the IDVD system 12 outputs the main A/V stream data read from the interactive DVD 10 in synchronization with the ENAV contents data read from the

interactive DVD 10 or provided from the contents providing CP server 300.

As shown in FIG. 2A, an interactive DVD comprises a DVD video zone storing main A/V stream data and another zone for storing ENAV applications data related to the main A/V stream data. As shown in FIG. 2B, the file structure of the interactive DVD includes a root directory containing a Video directory in which A/V streams are stored and a DVD_ENAV directory in which information about ENAV contents is stored. The DVD_ENAV directory stores a startup file (Startup.XML), loading information files containing control information required for playback of ENAV applications, a walled garden list file (hereinafter referred to as walled garden list) containing information on addresses of servers having contents data needed for the ENAV applications, and contents data files required for the ENAV applications.

As shown in FIG. 3A, ENAV contents data comprises a plurality of ENAV applications. As shown in FIG. 3B, an ENAV application provides additional information corresponding to an interval of the main A/V stream reproduced from the optical disk. A corresponding loading information file manages one ENAV application. The loading information file provides information on the corresponding ENAV application to the interactive optical disk 10 reproducing apparatus 100, thereby allowing the optical disk reproducing apparatus 100 to form the structure in the ENAV buffer 14 and to load the ENAV buffer 14 with ENAV contents data needed for the corresponding ENAV application.

In addition, the loading information file contains the location of ENAV contents data needed for the corresponding ENAV application in the form of a URI. If ENAV contents data required for the corresponding ENAV application is recorded on the optical disk, the information on the location will be of

the form 'file:///dvdrom:/DVD_ENAV/stream1.ac3'. If ENAV contents data required for the corresponding ENAV application is to be provided from a remote server, the information will be of the form 'http://website/audio/stream2.ac3'. 'Image',
5 'Audio', 'Animation', and 'Font' shown in FIG. 3B are the ENAV contents data, for example.

The term walled garden in the walled garden list shown in FIG. 3A means an environment that manages the range of access to contents or services stored in the web. The walled garden
10 is expressed in terms of a list of all accessible URIs in the preferred embodiment. In other words, the walled garden list is a list of sites that are accessible and/or not accessible to the ENAV DVD.

The startup file (Startup.XML) shown in FIG. 3A comprises
15 startup information such as links to the loading information files and the walled garden list. The startup procedure uses 3 types of files, the startup file, walled garden list file, and loading information files. The ENAV engine prepares for the reproduction of the first ENAV application using the three
20 files.

The procedure for reproducing ENAV applications will now be described. With reference to accessible servers listed in the walled garden list file linked by the startup file, the ENAV engine reads and interprets the loading information file
25 managing an ENAV application to be reproduced, which is also linked by the startup file, and transmits the loading information to the buffer manager. The buffer manager reads resources for reproducing the ENAV application, i.e., the contents data, from the disk or a CP server 300 and loads the
30 contents data into the buffer, which finishes the preparations for the reproduction of the ENAV application. If the reproduction of the ENAV application is completed, the above process is repeated for a next ENAV application to be

reproduced.

Referring to FIGS. 4A to 4C, an exemplary preferred method for authenticating an interactive optical disk 10 in accordance with the present invention is provided. The reproduction of the main A/V stream or an ENAV application of an interactive optical disk 10 begins when the interactive optical disk 10 has been loaded. The disk authentication operation is conducted between an interactive optical disk player 100 that will play the optical disk 10 and a CP server 300 in the case where the disk player 100 needs to connect to the CP server 300 to obtain contents data required for the reproduction of ENAV applications recorded on the interactive optical disk 10.

FIG. 4A illustrates the case in which the CP server 300 only requests the disk ID as authentication data. FIGS. 4B and 4C illustrate the case in which the CP server 300 requests the SSRD as authentication data. Also, the steps in FIG. 4B are executed before the reproduction of the main A/V stream or ENAV applications begins and the steps in FIG. 4C are executed during the reproduction of the main A/V stream or an ENAV application, in which case the CP server 300 requests the SSRD as authentication data and thus the reproduction of the main A/V stream or the ENAV application is temporarily suspended.

If an interactive optical disk 10 (for example, IDVD or ENAV DVD) 10 is inserted, the optical disk player or reproducing apparatus 100 reads the ENAV DiskID from the disk 10 and stores it in a memory. If the disk has the DVD_ENAV directory as shown in FIG. 2B, the reproducing apparatus 100 prepares the reproduction of ENAV applications by reading the startup file (for example, Startup.XML) and the walled garden list file and loading information files linked by the startup file. As mentioned above, the walled garden list comprises a list of CP servers 300 that are accessible or not accessible

to the interactive optical disk 10. The loading information file corresponding to each ENAV application comprises information for managing the corresponding ENAV application and provides the position information of contents data
5 required for the reproduction of the corresponding ENAV application in the form of URIs.

The ENAV DiskID is data needed for authentication of the optical disk 10 in the case where contents data required for the reproduction of ENAV applications recorded thereon resides
10 in a remote CP server 300. Once the optical disk reproducing apparatus 100 stores the ENAV DiskID in a memory, it is not necessary for the reproducing apparatus 100 to stop the reproduction of the main A/V stream or ENAV applications in order to read the ENAV DiskID from the optical disk. The ENAV
15 DiskID may be stored in one embodiment in a private memory area, for example. In one embodiment, the Disk ID may be stored as a cookie, in a memory of the reproducing apparatus 100. The private memory area is set to be not accessible to other application programs. The stored ENAV DiskID is kept
20 valid until the disk is unloaded or the stored value is deleted.

The server information included in the walled garden list or the position information of contents data included in the loading information files may additionally include
25 authentication attribute information about authentication data required when the reproducing apparatus 100 accesses contents data required for the reproduction of the ENAV applications. The value of the authentication attribute may be set to at least one of 'None', 'DiskID', or 'SSRD', for example. The
30 reproducing apparatus 100, therefore, is notified of the type of authentication data requested when accessing CP server 300 or URIs for obtaining contents data necessary for the reproduction of the ENAV applications.

If the value of the authentication attribute is 'None', for example, the corresponding CP server 300 will request no authentication data. If the value is 'DiskID', for example, the corresponding CP server 300 will request the ID of the
5 disk. If the value is 'SSRD', for example, the corresponding CP server 300 will send a logic sector number or LSN to the reproducing apparatus 100 and will request not only the disk ID but the SSRD corresponding to the LSN. If an SSRD is requested, the reproducing apparatus 100 moves the optical
10 pickup 11 to a predetermined disk area or sector corresponding to the LSN and reads data of a predetermined size (e.g., 2048 bytes).

In one embodiment, the SSRD is created from raw data. If the authentication attribute is not included in the server
15 information included in the walled garden list or address information of contents data included in the loading information files, the CP server 300 or the server managing the addresses of contents data may not request the authentication process. However, this does not imply the
20 omission of the authentication process because the authentication attribute is not yet specified as mandatory in the disk format.

The authentication process begins, when the CP server 300 or the server managing the URIs determines that the
25 authentication process is successful, then the reproducing apparatus 100 may access CP server 300 or URIs for obtaining contents data required for the reproduction of ENAV applications. The authentication process is initiated when the reproducing apparatus 100 attempts to access one or more
30 servers listed in the walled garden list or at least one URI listed in the loading information files corresponding to ENAV applications to obtain authentication in advance as a part of initialization steps to reproduce the inserted disk.

If the authentication procedure is conducted as a part of the initialization steps and is skipped afterwards, the reproducing apparatus 100 does not stop the current reproduction of the main A/V stream or the ENAV application to get authentication. If the authentication is allowed when the reproducing apparatus 100 accesses a CP server 300 or a URI to obtain contents data, the reproducing apparatus 100 connects to the CP server 300 or URI to obtain the contents data required for the reproduction of a next ENAV application and perform the authentication procedure during the reproduction of the main A/V stream.

If an initial authentication is successful against a first CP server 300, the authentication procedure may be skipped when the reproducing apparatus 100 attempts to access another CP server 300 or a URI to obtain contents data required for the reproduction of an ENAV application; particularly when the URI is managed by a server that manages another CP server or URI that has performed the authentication procedure before. In one embodiment, when the authentication is performed against a URI, the authentication procedure can be skipped when the same URI is accessed more than once and should be performed in other cases.

Authentication related data (e.g., when to perform the authentication, the type of data required for the authentication, and authentication unit) is determined by CP servers 300. In accordance with one embodiment, an effective method for performing the authentication process with seamlessly reproducing the main A/V stream or ENAV applications of the inserted disk is provided.

When authentication attribute information is added to the position information for contents data included in the loading information files or server information included in the walled garden list, the value of the authentication attribute may be

set to one of 'None', 'DiskID', and 'SSRD'. The authentication attribute may be recorded for each CP server 300 listed in the walled garden list or for each URI included in the loading information files.

5 First, the case in which the authentication attribute is recorded for each CP server 300 in the walled garden list is considered.

The authentication method in this case is performed when an interactive optical disk 10 is loaded into a reproducing
10 apparatus 100 and comprises a first step of reading the walled garden list file for accessing contents data required for the reproduction of ENAV applications recorded thereon and a second step of performing an authentication procedure with all CP servers 300 listed in the walled garden list file according
15 to authentication attribute information included therein.

In one embodiment, the second step may be skipped if the authentication process is allowed also when the reproducing apparatus 100 attempts to access all CP servers 300 listed in the walled garden list to obtain authentication in advance as
20 a part of the initialization steps to play the inserted disk 10 and the reproducing apparatus 100 accesses a CP server 300 listed in the walled garden list (or the same HTTP session) again afterwards to obtain required contents data.

If the authentication attribute is 'DiskID', the second
25 step comprises the steps of sending from the reproducing apparatus 100 the stored disk ID to the CP server 300 and authenticating the interactive disk 10 at the CP server 300 by examining the disk ID. If the authentication attribute is 'SSRD', the second step comprises the steps of sending from
30 the reproducing apparatus 100 the stored disk ID to the CP server 300, sending from the CP server 300 an LSN to the reproducing apparatus 100 with a request for an SSRD corresponding to the LSN, obtaining the requested SSRD data

represented by the LSN at the reproducing apparatus 100, sending the SSRD to the CP server 300, and authenticating the interactive disk 10 at the CP server 300 by examining the SSRD data.

5 The authentication process of the second step may be allowed when the reproducing apparatus 100 connects to a CP server 300 listed in the walled garden list to obtain contents data required for the reproduction of ENAV applications. In this case, the authentication method comprises a first step of
10 reading the disk ID of the interactive optical disk 10, storing the disk ID in memory, and reading the walled garden list file for accessing contents data required for the reproduction of ENAV applications recorded thereon, and a second step of performing an authentication procedure
15 according to the authentication attribute included in the walled garden list file, when the reproducing apparatus 100 connects to a CP server 300 listed in the walled garden list to obtain required contents.

 If the authentication attribute is 'DiskID', it is not
20 necessary to stop the reproduction of the current main A/V stream or ENAV application to perform the authentication process because the disk ID is stored in the memory. In other words, the second step comprises the steps of sending from the reproducing apparatus 100 the stored disk ID to CP server 300
25 to request permission to access contents data required for the reproduction of an ENAV application and authenticating the interactive disk 10 at the CP server 300 receiving the disk ID.

 If the authentication attribute is 'SSRD', the second step comprises the steps of sending from the reproducing
30 apparatus 100 the stored disk ID to the CP server 300 to request permission to access required contents data, sending an LSN from the CP server 300 to the reproducing apparatus 100 with a request for an SSRD corresponding to the LSN, reading

the requested SSRD after suspending the reproduction of the current main A/V stream or ENAV application, sending the SSRD to the CP server 300, and authenticating the interactive disk 10 at the CP server 300 .

5 In one embodiment, the second step may be skipped if a server having contents data required for the reproduction of an ENAV application has already performed the authentication process for other ENAV applications.

10 In this case the authentication method performed when an interactive optical disk 10 is loaded into the reproducing apparatus 100 comprises a first step of reading loading information files for obtaining contents data required for the reproduction of ENAV applications recorded thereon, and a second step of performing an authentication procedure
15 according to the authentication attribute information included in the loading information files.

20 The second step is a part of the initialization steps conducted after the disk 10 is inserted and the authentication process is allowed when the reproducing apparatus 100 attempts to access URIs of contents data included in the loading information files for obtaining authentication. The second step may be skipped afterwards when the reproducing apparatus 100 accesses one of the URIs to obtain required contents data.

25 If the value of the authentication attribute is 'DiskID', the second step comprises the steps of sending from the reproducing apparatus 100 the stored disk ID to a server that manages a URI to and authenticating the interactive disk 10 by examining the disk ID.

30 If the value of the authentication attribute is 'SSRD', the second step comprises the steps of sending the disk 10 from the reproducing apparatus 100 to a CP server 300 that manages a URI, sending from the CP server 300 an LSN to the reproducing apparatus 100 requesting an SSRD corresponding to

the LSN, reading the requested SSRD data according to the LSN at the reproducing apparatus 100, sending the SSRD to the CP server 300, and authenticating the interactive disk 10 at the CP server 300 by examining the SSRD data.

5 The authentication process of the second step may be allowed when the reproducing apparatus 100 connects to a URI to obtain contents data required for the reproduction of ENAV applications. In this case, the authentication method comprises a first step of reading the disk ID of the
10 interactive optical disk 10 inserted into the reproducing apparatus 100, storing the disk ID in a memory, and reading loading information files for accessing contents data required for the reproduction of ENAV applications recorded on the interactive optical disk 10.

15 A second step of performing an authentication procedure according to authentication attribute information is included in the loading information files when the reproducing apparatus 100 attempts to access the URIs included in the loading information files to obtain contents data required for
20 the reproduction of the ENAV applications.

 If the value of the authentication attribute is 'DiskID', the second step comprises the steps of sending from the reproducing apparatus 100 the stored disk ID to a CP server 300 that manages a URI to connect to for requesting permission
25 to access contents data required for the reproduction of the ENAV applications and authenticating the interactive disk 10 at the CP server 300 by examining the disk ID.

 If the value of the authentication attribute is 'SSRD', the second step comprises the steps of sending from the
30 reproducing apparatus 100 the stored disk to a CP server 300 that manages a URI, sending from the CP server 300 an LSN to the reproducing apparatus 100 requesting an SSRD, suspending the reproduction of a current A/V data or ENAV application,

reading the requested SSRD data located at the LSN, sending the SSRD to the server, resuming the suspended reproduction, and authenticating the interactive disk 10 at the CP server 300 by examining the SSRD data.

5 In one embodiment, the second step may be skipped if the reproducing apparatus 100 attempts to connect to a URI to obtain contents data for the reproduction of an ENAV application and the URI has performed the authentication process for the same ENAV applications before.

10 The method for authenticating an interactive optical disk 10 in accordance with the present invention allows a stable and seamless reproduction of the main A/V stream or ENAV applications under any authentication condition.

 The preferred embodiments may be implemented as a method,
15 apparatus or article of manufacture using standard programming and/or engineering techniques to produce software, firmware, hardware, or any combination thereof. The term "article of manufacture" as used herein refers to code or logic implemented in hardware logic (e.g., an integrated circuit
20 chip, Field Programmable Gate Array (FPGA), Application Specific Integrated Circuit (ASIC), etc.) or a computer readable medium (e.g., magnetic storage medium (e.g., hard disk drives, floppy disks, tape, etc.), optical storage (CD-ROMs, optical disks, etc.), volatile and non-volatile memory
25 devices (e.g., EEPROMs, ROMs, PROMs, RAMs, DRAMs, SRAMs, firmware, programmable logic, etc.). Code in the computer readable medium is accessed and executed by a processor. The code in which preferred embodiments are implemented may further be accessible through a transmission media or from a
30 file server over a network. In such cases, the article of manufacture in which the code is implemented may comprise a transmission media, such as a network transmission line, wireless transmission media, signals propagating through space,

radio waves, infrared signals, etc. Of course, those skilled in the art will recognize that many modifications may be made to this configuration without departing from the scope of the present invention, and that the article of manufacture may
5 comprise any information bearing medium known in the art.

The logic implementation shown in the figures described specific operations as occurring in a particular order. In alternative implementations, certain of the logic operations may be performed in a different order, modified or removed and
10 still implement preferred embodiments of the present invention. Moreover, steps may be added to the above described logic and still conform to implementations of the invention.

The foregoing embodiments and advantages are merely exemplary and are not to be construed as limiting the present
15 invention. The present teachings can be readily applied to other types of methods and systems. The description of the present invention is intended to be illustrative, and not to limit the scope of the claims. Many alternatives, modifications, and variations will be apparent to those
20 skilled in the art. In the claims, means-plus-function clauses are intended to cover the structure described herein as performing the recited function and not only structural equivalents but also equivalent structures.

CLAIMS

1. A method for authenticating an interactive storage medium, wherein a first content is stored on the interactive storage medium for reproduction by a reproducing system the
5 method comprising:

transmitting a first request to a content server to access a second content from the content server by providing a first authentication data for authentication; and

receiving return information from the content server
10 based on the first authentication data provided by the reproducing system.

2. The method of claim 1, wherein the first authentication data is recorded on the interactive storage medium.

15 3. The method of claim 1, wherein the first authentication data comprises a disk ID.

4. The method of claim 2 further comprising loading the first authentication data in a memory of the reproducing system.

20 5. The method of claim 2 further comprising loading the first authentication data in a memory of the reproducing system prior to transmitting the first request to avoid delay.

6. The method of claim 2, wherein the first authentication data is communicated as a cookie.

25 7. The method of claim 1, wherein receiving the return information step comprises receiving the second content from the content server when authentication is successful.

8. The method of claim 1 further comprising discontinuing reproducing the first content, if authentication
30 is unsuccessful.

9. The method of claim 1 further comprising interrupting

reproducing the first content during authentication.

10. The method of claim 1, wherein the first content comprises audiovisual data.

11. The method of claim 1, wherein receiving the return
5 information step comprises:

receiving authorization from the content server for the reproducing system to access requested the second content, when the first authentication data is verified by the content server.

10 12. The method of claim 1, wherein receiving the return information comprises:

receiving a challenge from the content server for the reproducing system to provide additional identifying data for authentication.

15 13. The method of claim 12, wherein the challenge is generated by the content server based on the first authentication data provided by the reproducing system.

14. The method of claim 13, wherein the challenge comprises a logic sector number.

20 15. The method of claim 14, wherein the logic sector number is associated with a data stored on the interactive storage medium and used to generate additional identifying data.

25 16. The method of claim 12, wherein the challenge is generated as a cookie.

17. The method of claim 12 further comprising:

retrieving the additional identifying data from the interactive storage medium based on information included in the challenge.

30 18. The method of claim 17 further comprising:

converting the additional identifying data to second authentication data based on a predetermined function; and forwarding the second authentication data to the content

server.

19. The method of claim 17 further comprising:

forwarding the additional identifying data to the content server for authentication.

5 20. The method of claim 19, wherein the content server verifies the additional identifying data against database records to determine whether the interactive storage medium is authentic.

21. The method of claim 20, wherein the content server
10 authorizes the reproducing system to access the second content, when the content server verifies the identification data.

22. The method of claim 20, wherein the reproducing system discontinues producing the first content, until the content server verifies the identifying data.

15 23. The method of claim 1, wherein the authentication is performed for each content server accessed by the reproducing system.

24. The method of claim 1, wherein the authentication is performed for each content file recorded on the interactive
20 storage medium, at time of reproduction.

25. The method of claim 1, wherein the authentication is not performed, when the first request comprises a first indicator indicating that authentication is not required.

26. The method of claim 1, wherein the authentication is
25 performed based on the first authentication data stored on the interactive storage medium player, when the first request comprises a second indicator indicating that authentication is required.

27. The method of claim 1, wherein the authentication is
30 performed based on a second authentication data calculated based on information provided by the content server, when the first request comprises a third indicator indicating that authentication is required.

28. The method of claim 1, wherein if authentication is successful, then the authentication is no longer performed when the reproducing system requests access to the second content stored on content servers listed in a list of content
5 providers.

29. The method of claim 1, wherein if authentication is successful, then the authentication is no longer performed when the reproducing system requests access to the second content accessible through an identified uniform resource
10 locator.

30. A method for authenticating an interactive storage medium, wherein first content is stored on the interactive storage medium for reproduction by a reproducing system, the method comprising:
15 receiving a first request from a reproducing system to access second content based on navigation data recorded on the interactive storage medium; and
authenticating identity of the interactive storage medium based on first authentication data provided by the reproducing
20 system, when the first request indicates that authentication is required.

31. The method of claim 30, wherein the first authentication data is recorded on the interactive storage medium.

25 32. The method of claim 30, wherein the first authentication data comprises a disk ID.

33. The method of claim 31 wherein the first authentication data is loaded into memory of the reproducing system prior to transmitting the first request to avoid delay
30 associated with reading the authentication data from the interactive storage medium.

34. The method of claim 30, wherein the first authentication data is communicated as a cookie.

35. The method of claim 30 further comprising transmitting second content to the reproducing system, when authentication is successful.

36. The method of claim 30, wherein the reproducing
5 system discontinues reproducing the first content, if authentication is unsuccessful.

37. The method of claim 30, wherein the authenticating step comprises receiving the first authentication data from the reproducing system.

10 38. The method of claim 37, wherein the authenticating step further comprises:

authorizing the reproducing system to access the second content, when the first authentication data is verified.

15 39. The method of claim 37, wherein the authenticating step further comprises:

forwarding a challenge to the reproducing system to provide additional identifying data to the content server for authentication.

20 40. The method of claim 39, wherein the challenge is generated by the content server based on the first authentication data provided by the reproducing system.

41. The method of claim 40, wherein the challenge comprises a logic sector number.

25 42. The method of claim 41, wherein the logic sector number is associated with a stored data on the interactive storage medium used for generating additional identifying data.

43. The method of claim 39, wherein the challenge is generated as a cookie.

30 44. The method of claim 39 further comprising: receiving the additional identifying data retrieved from the interactive storage medium based on information included in the transmitted challenge.

45. An optical medium configured for recording first

content, wherein the first content is reproducible by a content player capable of communicating with a content server for retrieving second content, the optical medium comprising:

first authentication data for identifying the optical medium, wherein the first authentication data is forward from the content player to the content server for authentication, when a request is provided for accessing the second content stored on the content server.

46. The optical medium of claim 45 further comprising:
10 second authentication data recorded in a predefined portion of the optical medium.

47. The optical medium of claim 46, wherein the predefined portion is identifiable according to information provided to the content player from the content server, in
15 exchange for the content player forwarding the first authentication data to the content server.

48. The optical medium of claim 46, wherein the predefined portion is a sector formatted on the optical medium.

49. The optical medium of claim 47, wherein the
20 information provided to the content player is a logic sector number (LSN) identifying the predefined portion.

50. A reproduction system for authenticating a storage medium, the reproduction system comprising:

a pickup device for reading content data and first
25 authentication data stored in the storage medium;

an engine device for reproducing the content data from the storage medium;

a controller in communication with and controlling the engine device; and

30 an interface device controlled by the controller to communicate with an external device, wherein the reproduction system transmits the first authentication data to the external device through the interface device to communicate with the

external device, and receives a supplemental request from the external device is the first authentication data is authenticated by the external device.

51. The reproduction system of claim 50, wherein the
5 controller receives the supplemental request that is associated with generating second authentication data, and communicates the second authentication data to the external device through the interface device for further authentication by the external device.

10 52. The reproduction system of claim 51, wherein the controller generates the second authentication data by hashing data associated with the supplemental request.

53. A method for authenticating an interactive storage medium, wherein a first content is stored on the interactive
15 storage medium for reproduction by a reproducing system, the method comprising:

transmitting a first request to a content server to access a second content from the content server based on navigation data recorded on the interactive storage medium;
20 and

authenticating identity of the interactive storage medium with the content server based on first authentication data provided by the reproducing system, when the first request indicates that authentication is required.

25

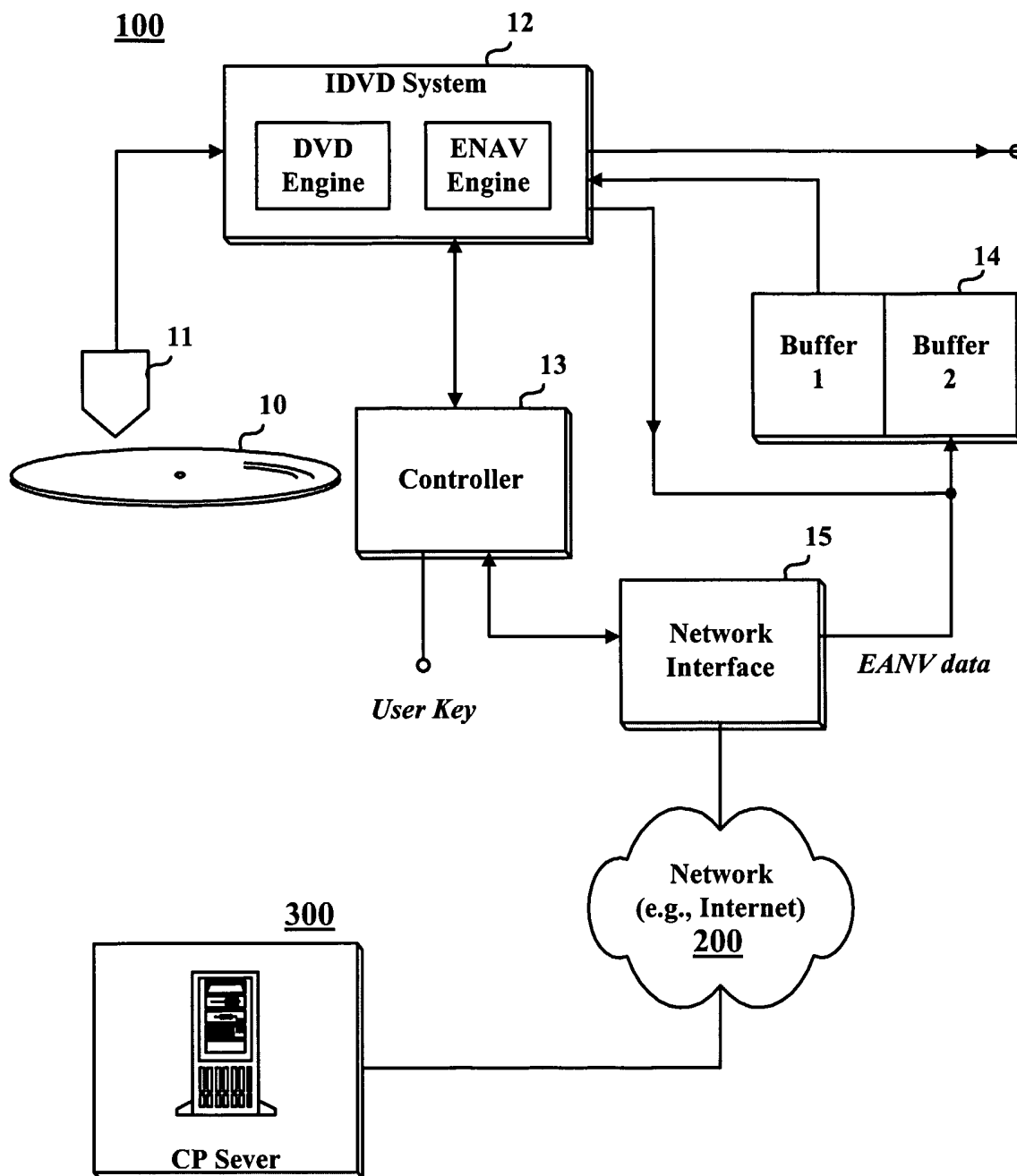
FIG. 1

FIG. 2A

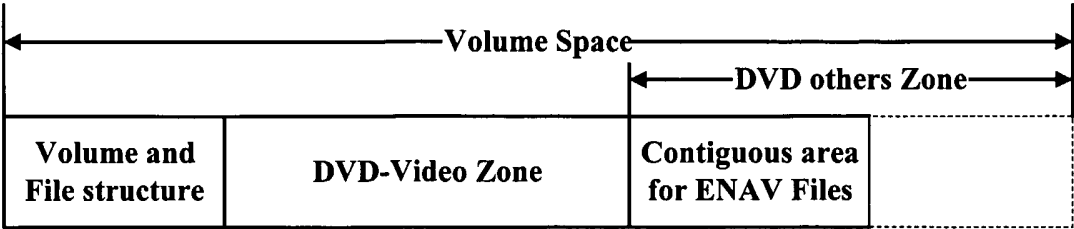


FIG. 2B

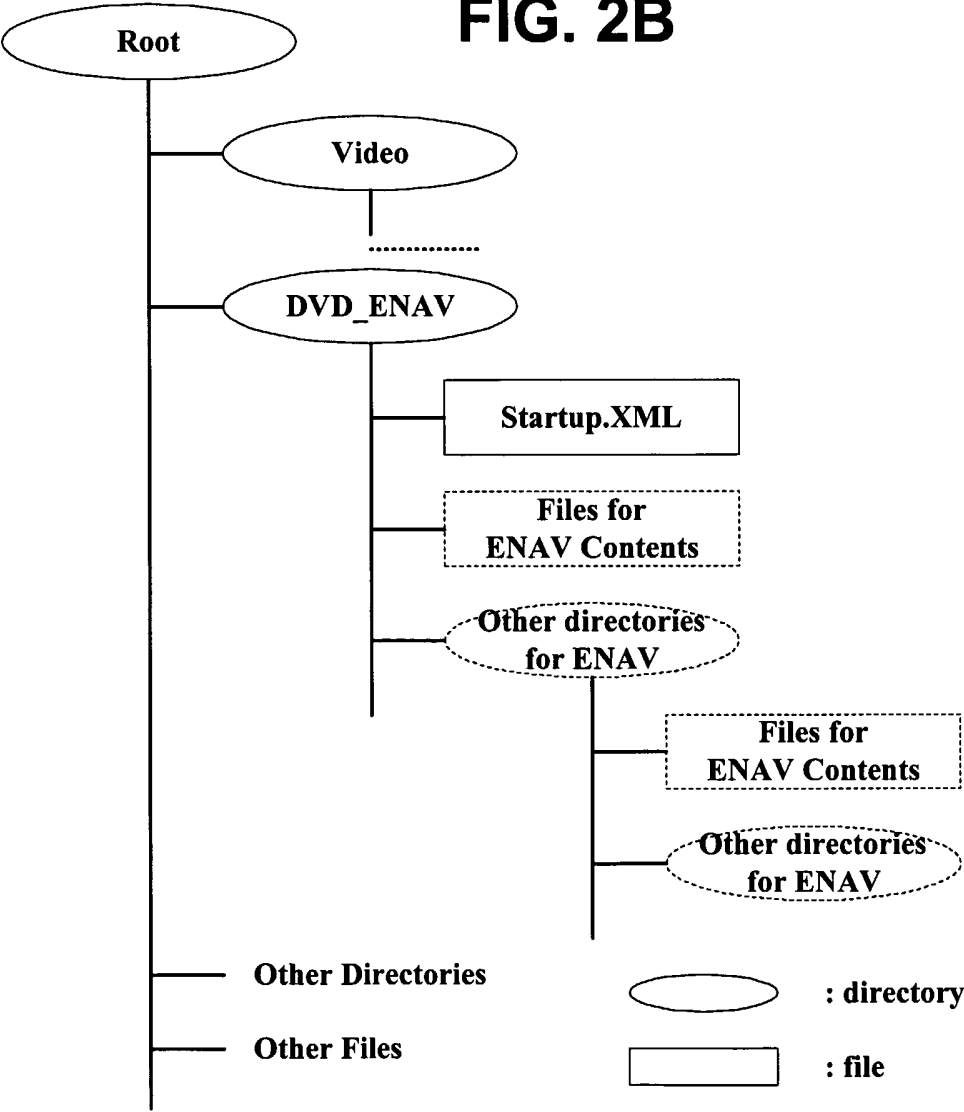


FIG. 3A

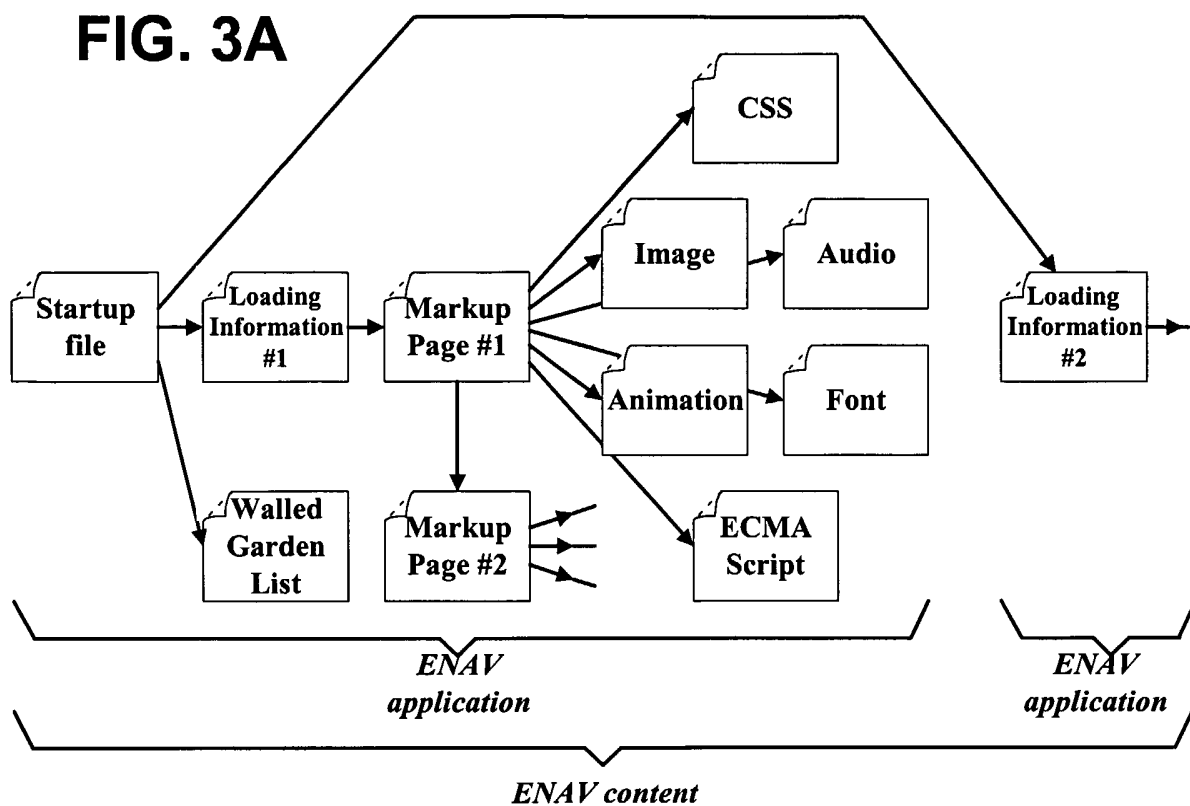
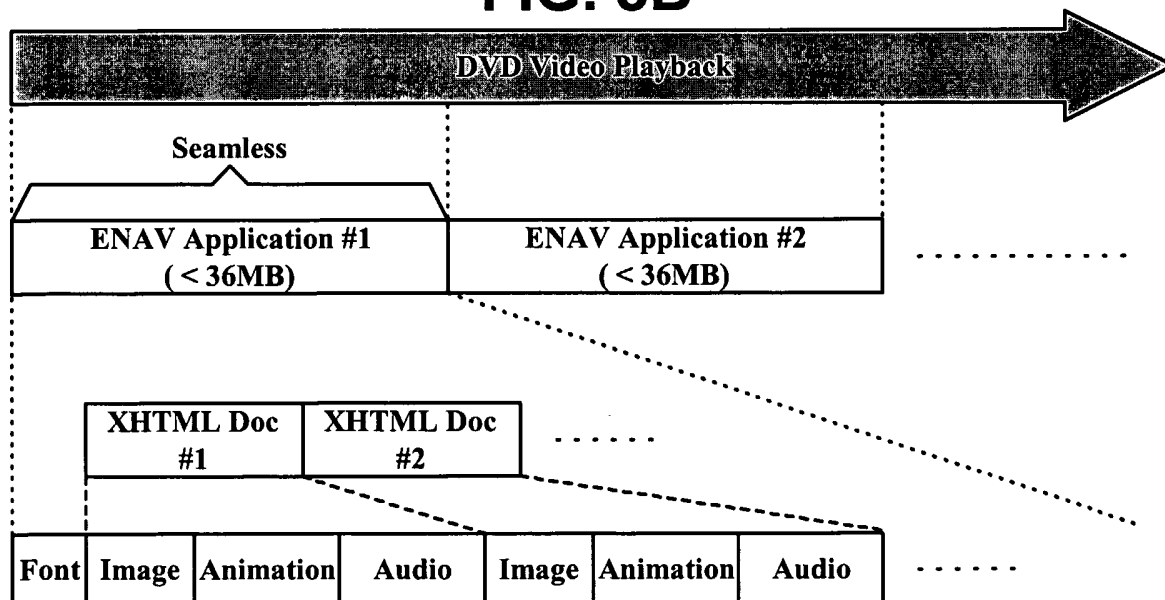


FIG. 3B



Player**FIG. 4A**Server

sending DiskID stored
in a meory (while
requesting permission
to access content data)

authenticating a disk
by examining disk ID

sending DiskID stored
in a meory (while
requesting permission
to access content data)

FIG. 4B

generating SSRD using
received LSN and
sending SSRD to server

sending LSN for
requesting SSRD
after examining
disk ID

authenticating disk
by examining SSRD

sending DiskID stored
in a meory (while
requesting permission
to access content data)

FIG. 4C

suspending
reproduction of
ENAV

reading data on a disk
specified by the LSN
and generating SSRD

sending SSRD to
server


resuming
reproduction of
ENAV

sending LSN for
requesting SSRD
after examining disk
ID

authenticating a disk
by examining SSRD

INTERNATIONAL SEARCH REPORT

International application No.
PCT/KR2004/001034

A. CLASSIFICATION OF SUBJECT MATTER		
IPC7 G11B 20/10		
According to International Patent Classification (IPC) or to both national classification and IPC		
B. FIELDS SEARCHED		
Minimum documentation searched (classification system followed by classification symbols) G11B 20/10 G11B 27/00 G11B 7/004		
Documentation searched other than minimum documentation to the extent that such documents are included in the fields searched		
Electronic data base consulted during the international search (name of data base and, where practicable, search terms used) WPI, PAJ "interactive, DVD, record*, reproduc*, authenticat*, internet, ENAV"		
C. DOCUMENTS CONSIDERED TO BE RELEVANT		
Category*	Citation of document, with indication, where appropriate, of the relevant passages	Relevant to claim No.
Y	JP 2001-256004 A (Kabushiki Kaisha Toshiba) 21 Sep. 2001 See the whole document	1-4, 30-33, 45, 50, 53
Y	JP 2003-100013 A (EASTMAN KODAK CO.) 04 Apr. 2003 See the whole document	1-4, 30-33, 45, 50, 53
A	GB 2,362,749 A (Sony Corporation) 28 Nov. 2001 See the whole document	1, 30, 45, 50, 53
P,A	EP 1,389,777 A2 (Kabushiki Kaisha Toshiba) 18 Feb. 2004 See the whole document	1, 30, 45, 50, 53
P,A	JP 2003-249057 A (Kabushiki Kaisha Toshiba) 05 Sep. 2003 See the whole document	1, 30, 45, 50, 53
<input type="checkbox"/> Further documents are listed in the continuation of Box C. <input type="checkbox"/> See patent family annex.		
<p>* Special categories of cited documents:</p> <p>"A" document defining the general state of the art which is not considered to be of particular relevance</p> <p>"E" earlier application or patent but published on or after the international filing date</p> <p>"L" document which may throw doubts on priority claim(s) or which is cited to establish the publication date of citation or other special reason (as specified)</p> <p>"O" document referring to an oral disclosure, use, exhibition or other means</p> <p>"P" document published prior to the international filing date but later than the priority date claimed</p> <p>"T" later document published after the international filing date or priority date and not in conflict with the application but cited to understand the principle or theory underlying the invention</p> <p>"X" document of particular relevance; the claimed invention cannot be considered novel or cannot be considered to involve an inventive step when the document is taken alone</p> <p>"Y" document of particular relevance; the claimed invention cannot be considered to involve an inventive step when the document is combined with one or more other such documents, such combination being obvious to a person skilled in the art</p> <p>"&" document member of the same patent family</p>		
Date of the actual completion of the international search 13 AUGUST 2004 (13.08.2004)		Date of mailing of the international search report 17 AUGUST 2004 (17.08.2004)
Name and mailing address of the ISA/KR  Korean Intellectual Property Office 920 Dunsan-dong, Seo-gu, Daejeon 302-701, Republic of Korea Facsimile No. 82-42-472-7140		Authorized officer KIM, Yong Woong Telephone No. 82-42-481-5698 