United States Patent [19]

Parshad et al.

[11] **Patent Number: Des. 283,891**

[45] **Date of Patent: ** May 20, 1986**

[54] **TELECONFERENCING MICROPHONE**

[75] Inventors: **David Parshad**, Ottawa; **Radamis Botros**, Nepean, both of Canada

[73] Assignee: **Darome, Inc.**, Harvard, Ill.

[**] Term: **14 Years**

[21] Appl. No.: **559,363**

[22] Filed: **Dec. 8, 1983**

[52] U.S. Cl. **D14/59**; D14/52; D14/12; D14/57; D14/95

[58] Field of Search ..... D14/33, 12, 13, 14, D14/52, 53, 59, 57, 60; 179/179, 178, 100 L, 100 R, 100 D, 81 B, 102, 18 BC, 18 B, 18 BE, 18 BB, 18 BD, 18 AD, 6.02, 37, 2 R, 90 B, 90 BB, 90 BD, 90 AD; 455/89, 90, 347

[56] **References Cited**

U.S. PATENT DOCUMENTS

D. 69,755	3/1926	Hawley	D14/33
D. 72,559	5/1927	MacDow	D14/33
D. 220,629	5/1971	Shimizu	D14/33
D. 230,608	3/1974	Winston	D14/14
D. 259,786	7/1981	Leeson et al.	D14/33
D. 271,970	12/1983	Velsher et al.	D14/52
D. 277,853	3/1985	Thomas	D14/33
4,419,770	12/1983	Yagi et al.	455/349

OTHER PUBLICATIONS

Telesis (Feb. 1977) vol. 5, No. 1: Article re Audio Teleconferencing Telephone; pp. 16–21; Photo of Cylindrical Telephone Instrument p. 17.
Astatic model 1070 Spectrum, Vertically Oriented Cardioid Dynamic Microphone.
Shure "Smart MIC System".
Teletek Conferencer.

Primary Examiner—Wallace R. Burke
Assistant Examiner—Horace B. Fay
Attorney, Agent, or Firm—Leydig, Voit & Mayer, Ltd.

[57] **CLAIM**

The ornamental design for a teleconferencing microphone, as shown and described.

DESCRIPTION

FIG. **1** is a perspective view of a teleconferencing microphone showing our new design;
FIG. **2** is an enlarged top plan view thereof;
FIG. **3** is a front elevational view of FIG. **2**;
FIG. **4** is a side elevational view;
FIG. **5** is a rear elevational view;
FIG. **6** is a perspective view of a second embodiment thereof; and
FIG. **7** is an enlarged rear elevational view of the second embodiment.

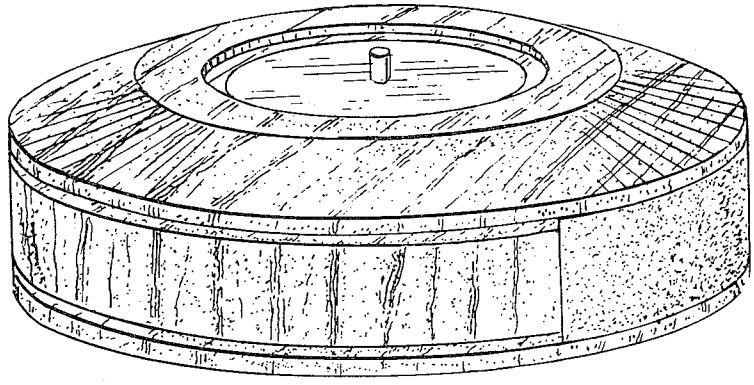

FIG. 1

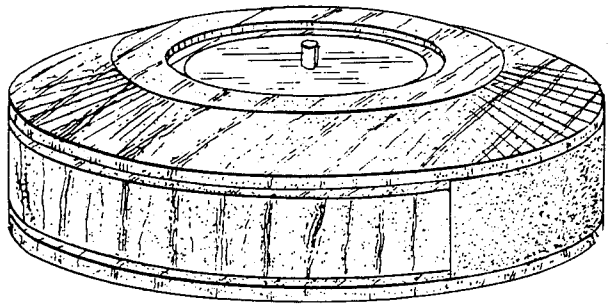

FIG. 2

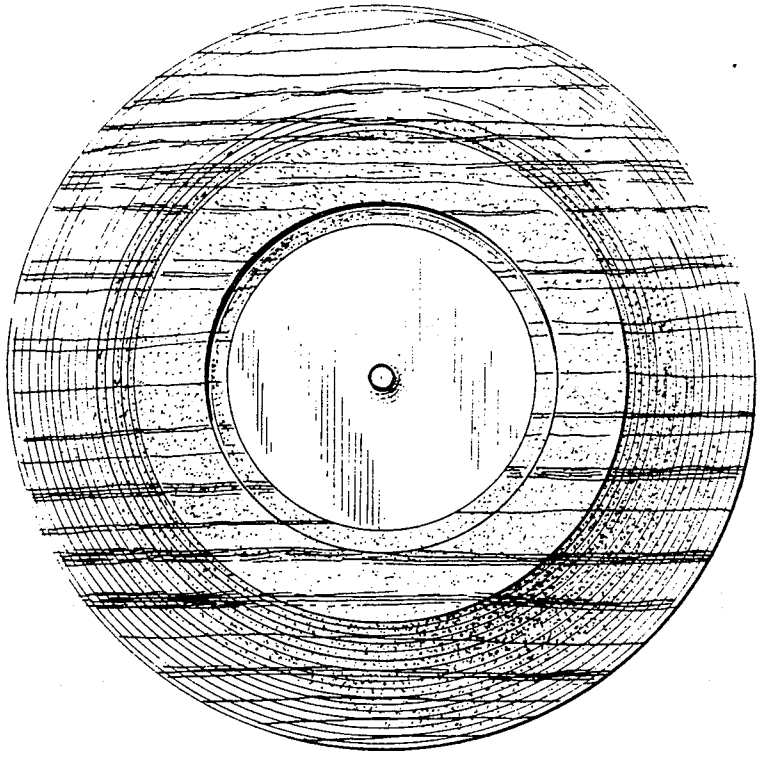

FIG. 3

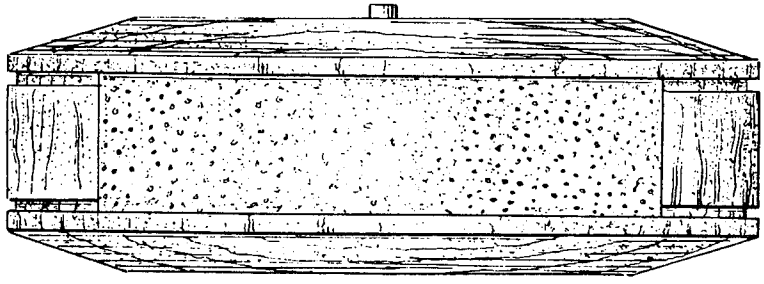

FIG. 4

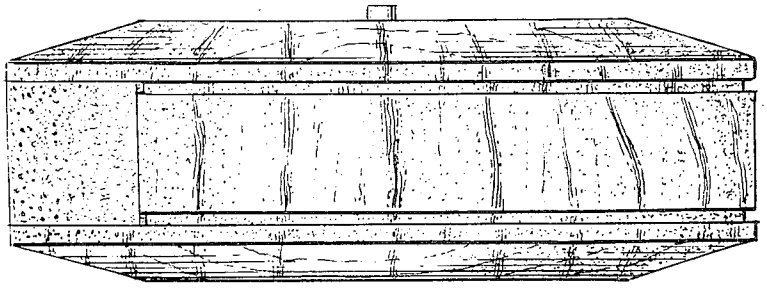

FIG. 5

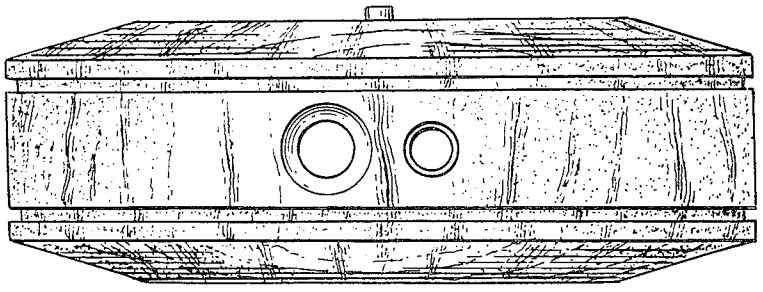

FIG. 6

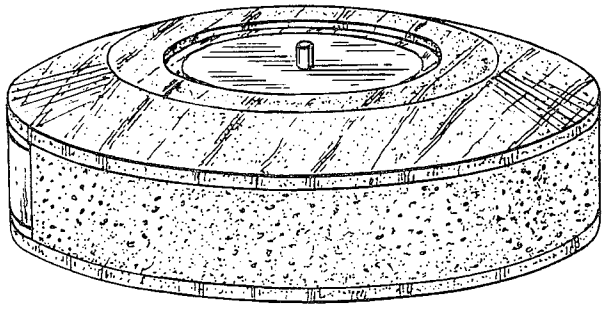

FIG. 7

