



US00D799738S

(12) **United States Design Patent**  
**Vasylyev**

(10) **Patent No.:** **US D799,738 S**

(45) **Date of Patent:** **\*\* Oct. 10, 2017**

(54) **LED LIGHTING SHEET WITH SURFACE PATTERN**

(71) Applicant: **Sergiy Vasylyev**, Elk Grove, CA (US)

(72) Inventor: **Sergiy Vasylyev**, Elk Grove, CA (US)

(73) Assignee: **SVV TECHNOLOGY INNOVATIONS, INC.**, Sacramento, CA (US)

(\*\*) Term: **15 Years**

(21) Appl. No.: **29/585,042**

(22) Filed: **Nov. 18, 2016**

**Related U.S. Application Data**

(63) Continuation-in-part of application No. 29/539,308, filed on Sep. 11, 2015, now Pat. No. Des. 776,331, which is a continuation of application No. 29/538,509, filed on Sep. 3, 2015, now Pat. No. Des. 777,972.

(51) **LOC (10) CL.** ..... **26-99**

(52) **U.S. CL.**  
USPC ..... **D26/120**

(58) **Field of Classification Search**  
USPC ..... D26/61-71, 92, 93, 107, 118, 120, 122, D26/141; D13/102; D25/138, 152  
CPC .... F21S 9/03; F21S 8/085; F21S 8/086; F21S 8/043; F21S 6/002; F21S 6/003; F21W  
(Continued)

(56) **References Cited**

**U.S. PATENT DOCUMENTS**

D370,127 S 5/1996 Bonaddio et al.  
D384,210 S 9/1997 du Grosriez

(Continued)

*Primary Examiner* — Brian N Vinson

(57) **CLAIM**

The ornamental design for an LED lighting sheet with surface pattern, as shown and described.

**DESCRIPTION**

A portion of the material in this patent document is subject to copyright protection under the copyright laws of the United States and of other countries. The owner of the copyright rights has no objection to the facsimile reproduction by anyone of the patent document or the patent disclosure, as it appears in the United States Patent and Trademark Office publicly available file or records, but otherwise reserves all copyright rights whatsoever. The copyright owner does not hereby waive any of its rights to have this patent document maintained in secrecy, including without limitation its rights pursuant to 37 C.F.R. § 1.14.

FIG. 1 is a plan view of an LED sheet with surface pattern showing a first embodiment of my new design in an illuminated state;

FIG. 2 is a plan view thereof, in a non-illuminated state.

FIG. 3 is a plan view of an LED sheet with surface pattern showing a second embodiment of my new design in an illuminated state;

FIG. 4 is a plan view thereof, in a non-illuminated state.

FIG. 5 is a plan view of an LED sheet with surface pattern showing a third embodiment of my new design in an illuminated state;

FIG. 6 is a plan view thereof, in a non-illuminated state.

FIG. 7 is a plan view of an LED sheet with surface pattern showing a fourth embodiment of my new design in an illuminated state;

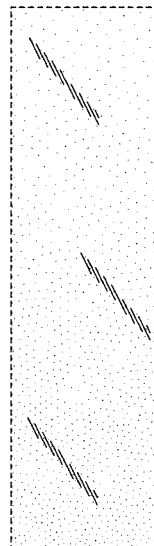
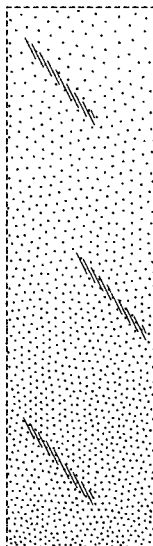
FIG. 8 is a plan view thereof, in a non-illuminated state.

FIG. 9 is a plan view of an LED sheet with surface pattern showing a fifth embodiment of my new design in an illuminated state; and,

FIG. 10 is a plan view thereof, in a non-illuminated state.

The broken lines represent the bounds of the claim and form no part of the claimed design.

**1 Claim, 5 Drawing Sheets**



(58) **Field of Classification Search**  
 CPC .... 2131/103; F21V 15/01; F21V 21/16; F21V  
 8/00; F21V 7/04  
 See application file for complete search history.

(56) **References Cited**

U.S. PATENT DOCUMENTS

5,735,590 A 4/1998 Kashima et al.  
 D445,922 S 7/2001 Yasuoka  
 D455,221 S \* 4/2002 Smith ..... D25/152  
 6,410,942 B1 6/2002 Thibeault et al.  
 D462,180 S 9/2002 Kao et al.  
 D465,094 S 11/2002 Kuehn et al.  
 D472,009 S 3/2003 Eisenberg  
 D472,057 S 3/2003 Cassingham  
 D474,509 S 5/2003 Kim  
 6,712,481 B2 3/2004 Parker et al.  
 6,737,148 B1 \* 5/2004 Smith ..... B44F 1/08  
 248/220.41  
 D496,746 S 9/2004 Herst  
 D499,835 S 12/2004 Yu et al.  
 D503,197 S 3/2005 Stewart et al.  
 D515,715 S \* 2/2006 Egawa ..... D26/122  
 D537,187 S 2/2007 Lucatello  
 D544,988 S 6/2007 Benensohn  
 D577,141 S \* 9/2008 Monroe ..... D26/61  
 7,434,973 B2 10/2008 Parker et al.  
 D580,583 S 11/2008 Pfund  
 D584,848 S 1/2009 Menke  
 D590,158 S 4/2009 Rushworth

D590,957 S 4/2009 Frei  
 D595,445 S 6/2009 Gunter  
 D595,449 S 6/2009 Ko et al.  
 D595,450 S 6/2009 Ko et al.  
 D598,604 S \* 8/2009 Peifer ..... D26/141  
 D602,925 S 10/2009 Rouger  
 D608,028 S \* 1/2010 Martin ..... D25/138  
 D609,845 S 2/2010 Ngai et al.  
 D613,073 S 4/2010 Hehenberger  
 D622,894 S 8/2010 Ngai et al.  
 D626,277 S 10/2010 Sabernig  
 D632,007 S 2/2011 Kim et al.  
 D632,008 S 2/2011 Kim et al.  
 D642,514 S \* 8/2011 Van Den Donker ..... D13/102  
 D644,987 S \* 9/2011 Casler ..... D13/102  
 D649,677 S 11/2011 Wegger et al.  
 D650,509 S 12/2011 Wegger et al.  
 D651,412 S 1/2012 Davis et al.  
 D653,357 S \* 1/2012 Martin ..... D25/138  
 D655,442 S 3/2012 Sabernig  
 D667,163 S 9/2012 Blum et al.  
 D667,371 S \* 9/2012 Shimosawa ..... D13/102  
 D668,359 S \* 10/2012 Curtin ..... D25/152  
 D673,712 S 1/2013 Patel  
 D680,679 S 4/2013 Kim et al.  
 D689,647 S 9/2013 Brott et al.  
 D702,951 S 4/2014 Timmerman et al.  
 D703,361 S 4/2014 Kondou et al.  
 D711,584 S 8/2014 Parker et al.  
 D731,446 S 6/2015 Sparks et al.  
 D735,921 S \* 8/2015 Khayat ..... D26/61

\* cited by examiner

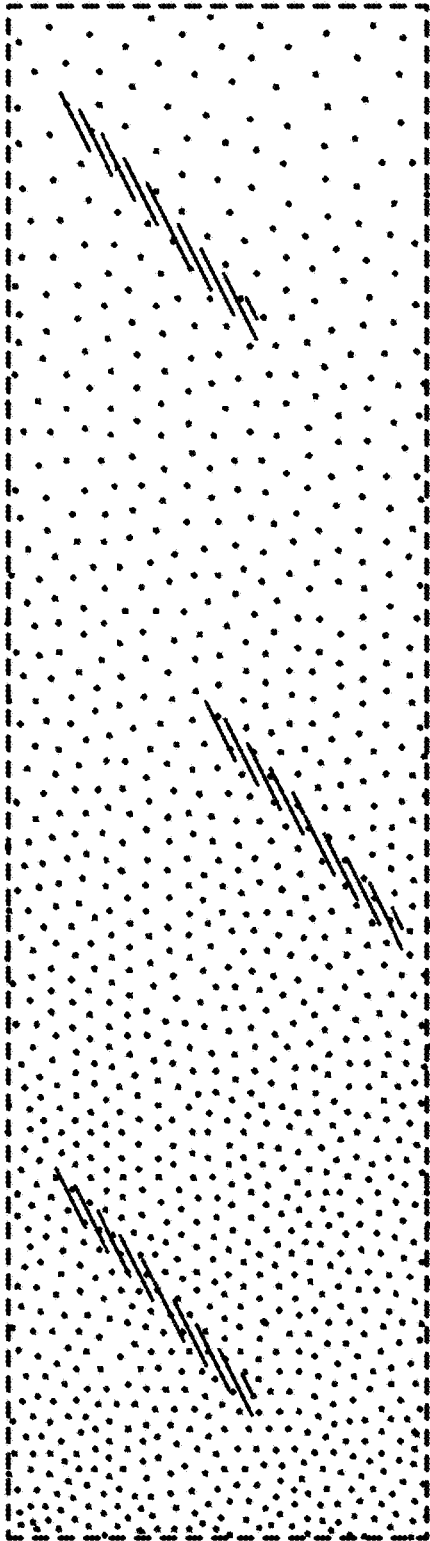


FIG. 1

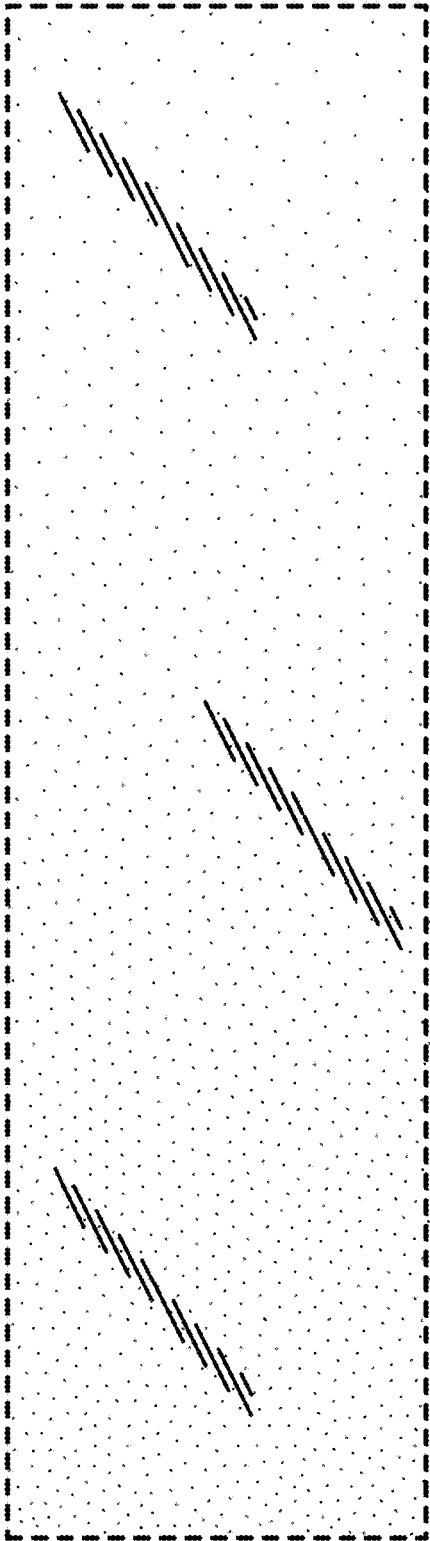


FIG. 2




FIG. 3

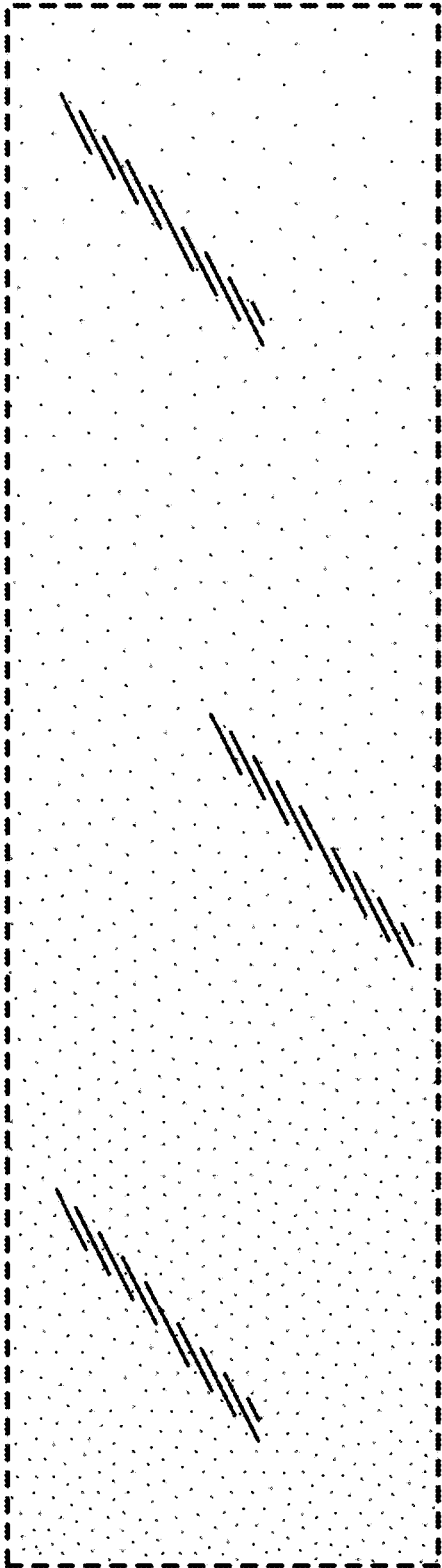


FIG. 4

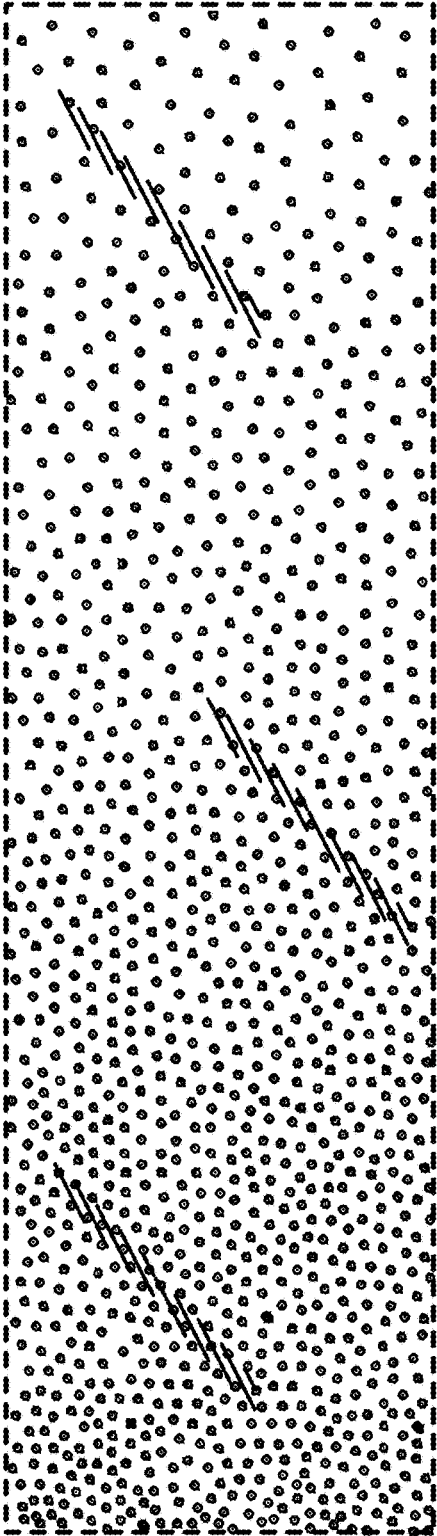


FIG. 5

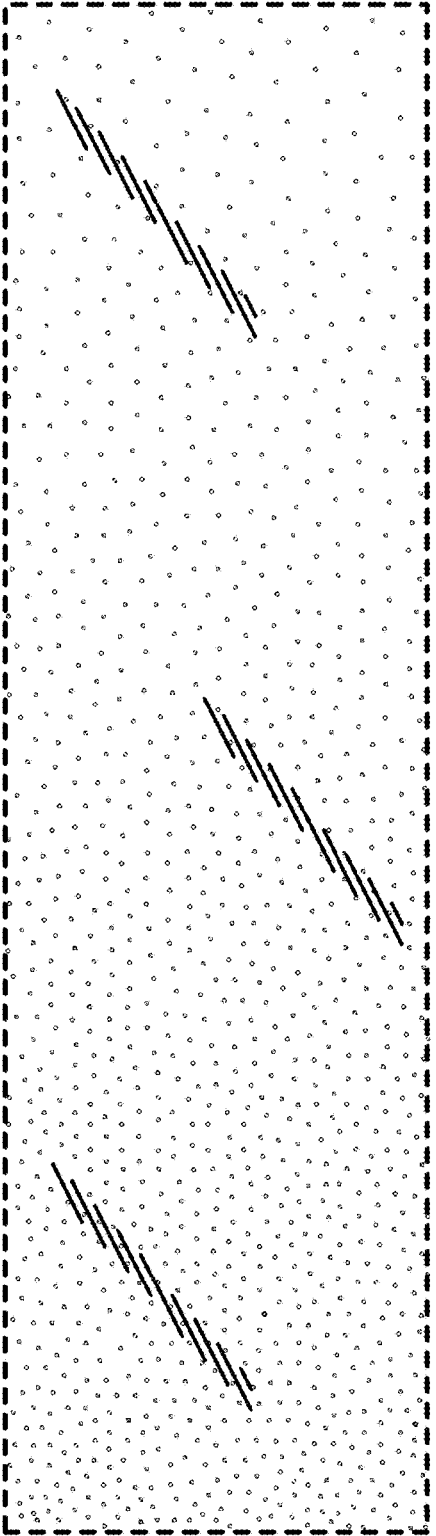


FIG. 6

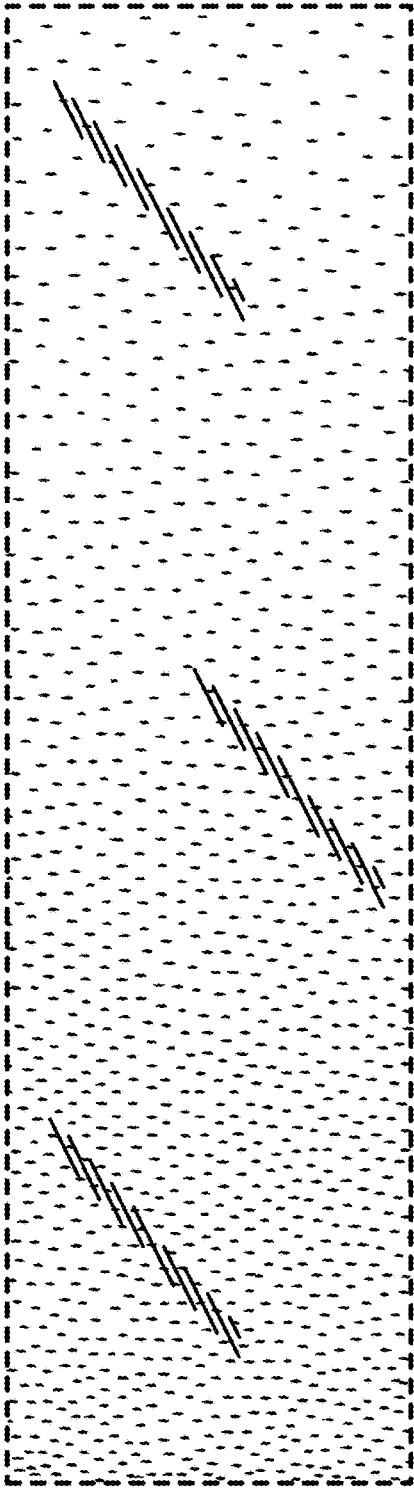


FIG. 7

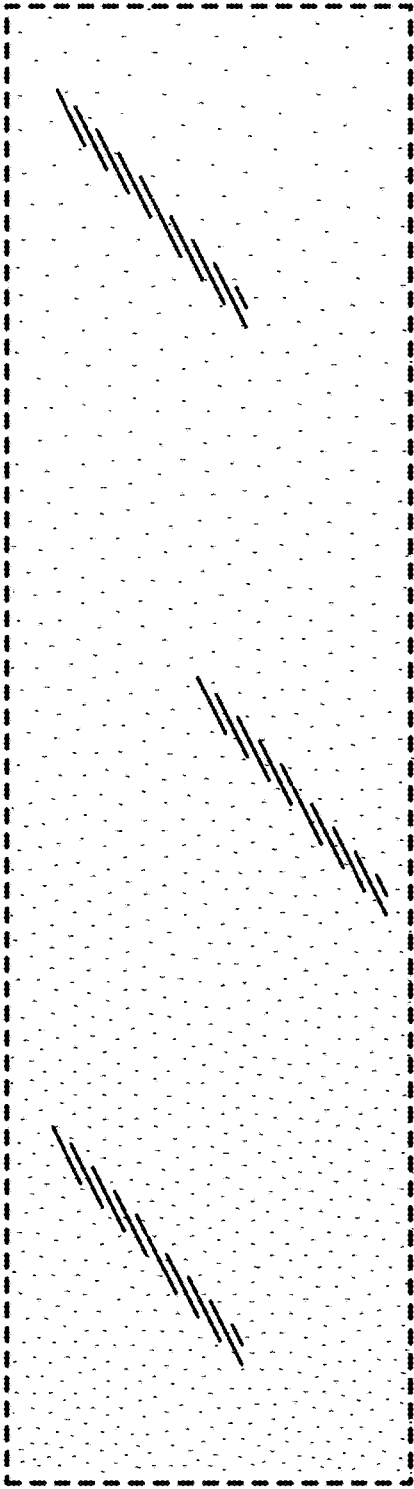


FIG. 8




FIG. 9

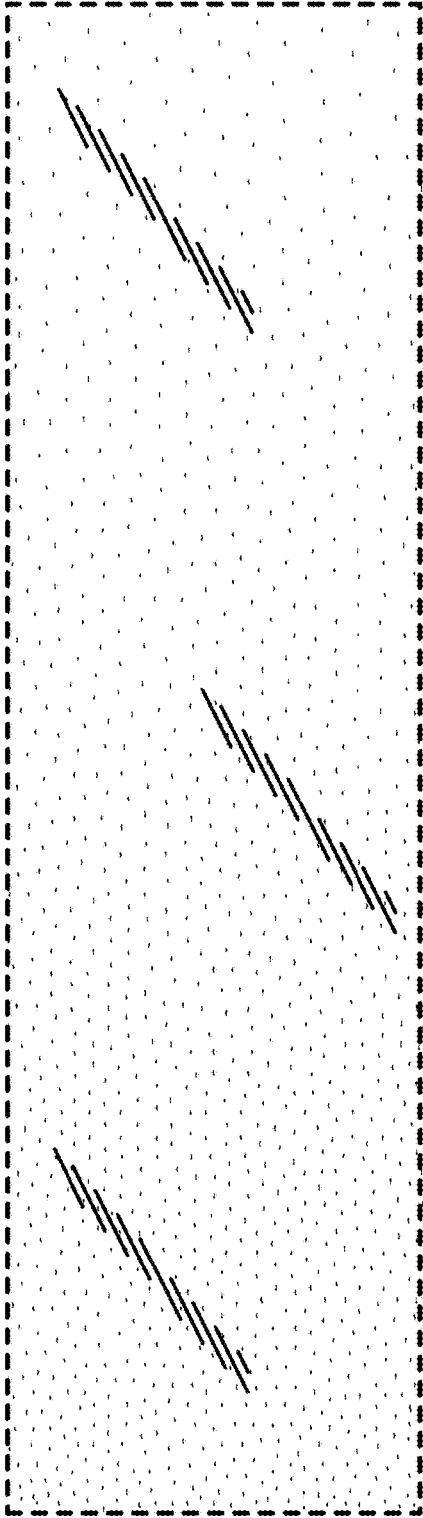


FIG. 10