



US00D770688S

(12) **United States Design Patent**
Peluso

(10) **Patent No.:** **US D770,688 S**

(45) **Date of Patent:** **** Nov. 1, 2016**

- (54) **HELMET**
- (71) Applicant: **Jason M. Peluso**, Cranston, RI (US)
- (72) Inventor: **Jason M. Peluso**, Cranston, RI (US)
- (73) Assignee: **Fourstar Group Inc.**, Taipei (TW)
- (**) Term: **15 Years**
- (21) Appl. No.: **29/539,182**
- (22) Filed: **Sep. 11, 2015**
- (51) **LOC (10) Cl.** **29-02**
- (52) **U.S. Cl.**
USPC **D29/108**
- (58) **Field of Classification Search**
USPC D29/100, 102, 105, 106, 107, 110, 122;
D2/878, 880, 881; D24/110.1; 2/455,
2/456, 410, 423, 424, 425.9, 171, 173,
2/206, 207, 906; 128/857, 858, 201.22,
128/201.23, 201.24, 206.21
CPC A42B 3/18; A42B 3/185; A42B 3/20;
A42B 3/32; A42B 3/322; A42B 3/00; A63B
71/10; A63B 2071/105; A61F 9/04; A61F
9/045; A61F 9/06
See application file for complete search history.

- 4,657,010 A * 4/1987 Wright A61M 16/06
128/205.25
- D292,438 S * 10/1987 Lyke D28/9
- D296,941 S * 7/1988 Teutholt D29/108
- D299,372 S * 1/1989 Rhoden D21/683
- D332,310 S * 1/1993 Ahlen D24/208
- D358,685 S * 5/1995 Rounder D29/108
- D365,859 S * 1/1996 Choi D21/660
- D389,281 S * 1/1998 Viesta D29/108
- D392,742 S * 3/1998 Clark, Sr. D24/206
- D423,726 S * 4/2000 Backus D29/108
- D604,910 S * 11/2009 Smaller D29/108
- D722,207 S * 2/2015 Welborn D29/108
- D733,361 S * 6/2015 Welborn D29/108
- D734,896 S * 7/2015 Mam D29/108
- D743,110 S * 11/2015 Welborn D29/108

* cited by examiner

Primary Examiner — Elizabeth J Oswecki
(74) *Attorney, Agent, or Firm* — Salter & Michaelson

(57) **CLAIM**
The ornamental design for a helmet, as shown and described.

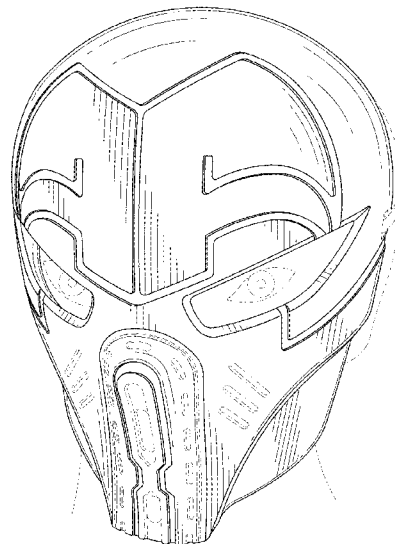
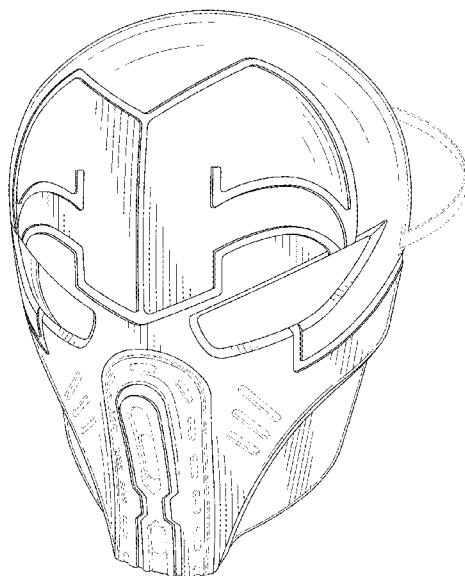
DESCRIPTION

FIG. 1 is a perspective view of a helmet showing my new design;
 FIG. 2 is a front elevational view thereof;
 FIG. 3 is a rear elevational view thereof;
 FIG. 4 is a right side elevational view thereof;
 FIG. 5 is a left side elevational view thereof;
 FIG. 6 is a top plan view thereof;
 FIG. 7 is a bottom plan view thereof; and,
 FIG. 8 is a perspective view thereof, shown in a used condition worn over a child's face shown in broken lines. The broken lines shown in the drawing views are included for the purpose of showing environmental structure that forms no part of the claimed design.

1 Claim, 8 Drawing Sheets

(56) **References Cited**
U.S. PATENT DOCUMENTS

- 1,810,486 A * 6/1931 Lancaster A45D 44/22
128/206.24
- D113,429 S * 2/1939 Mehl D29/108
- D125,339 S * 2/1941 Jaslow D21/659
- 2,914,772 A * 12/1959 Lemelson A41G 7/00
2/206
- 3,211,146 A * 10/1965 Rodelli A45D 44/22
604/303
- D283,737 S * 5/1986 Thibodeau D28/9



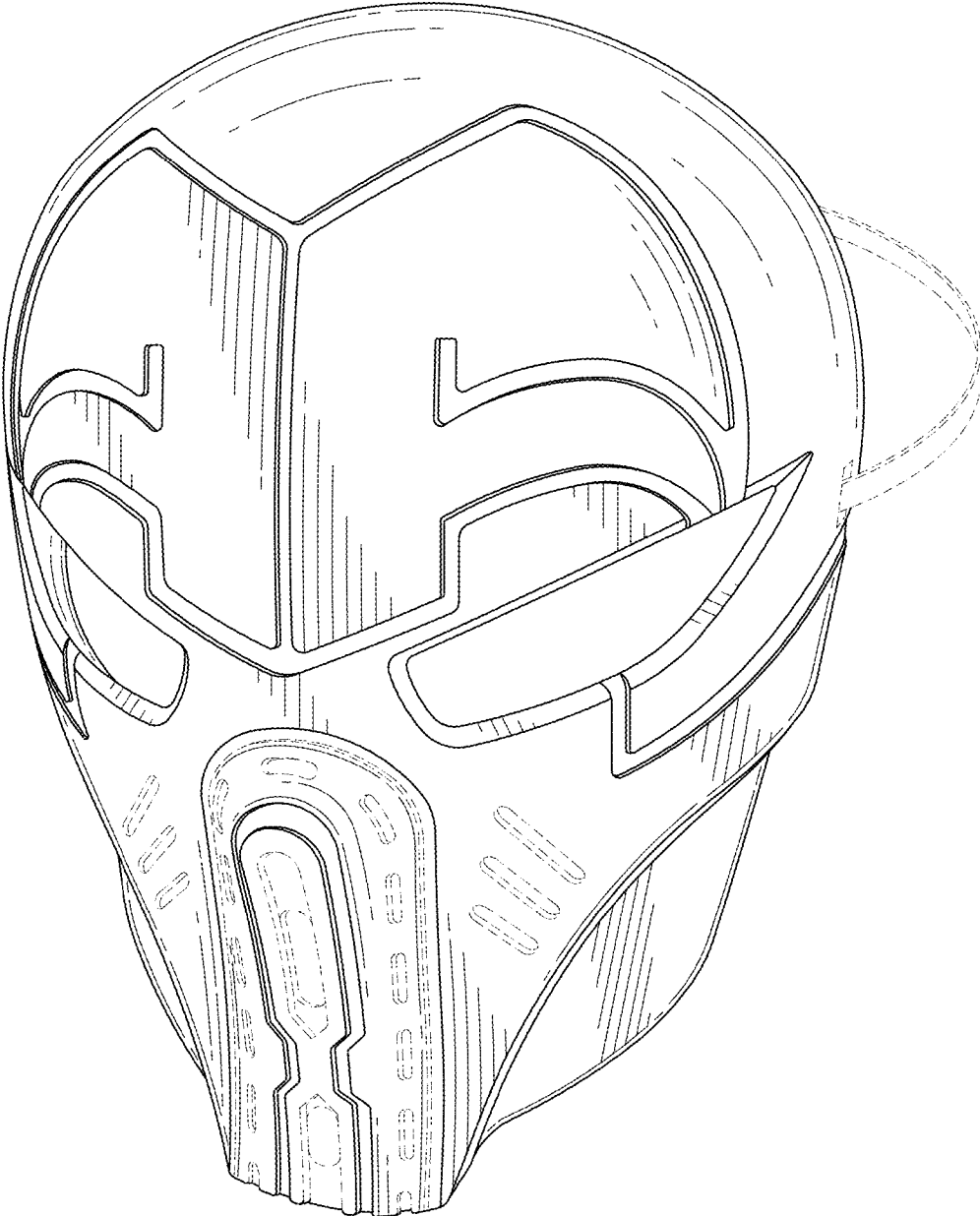


FIG. 1




FIG. 2




FIG. 3

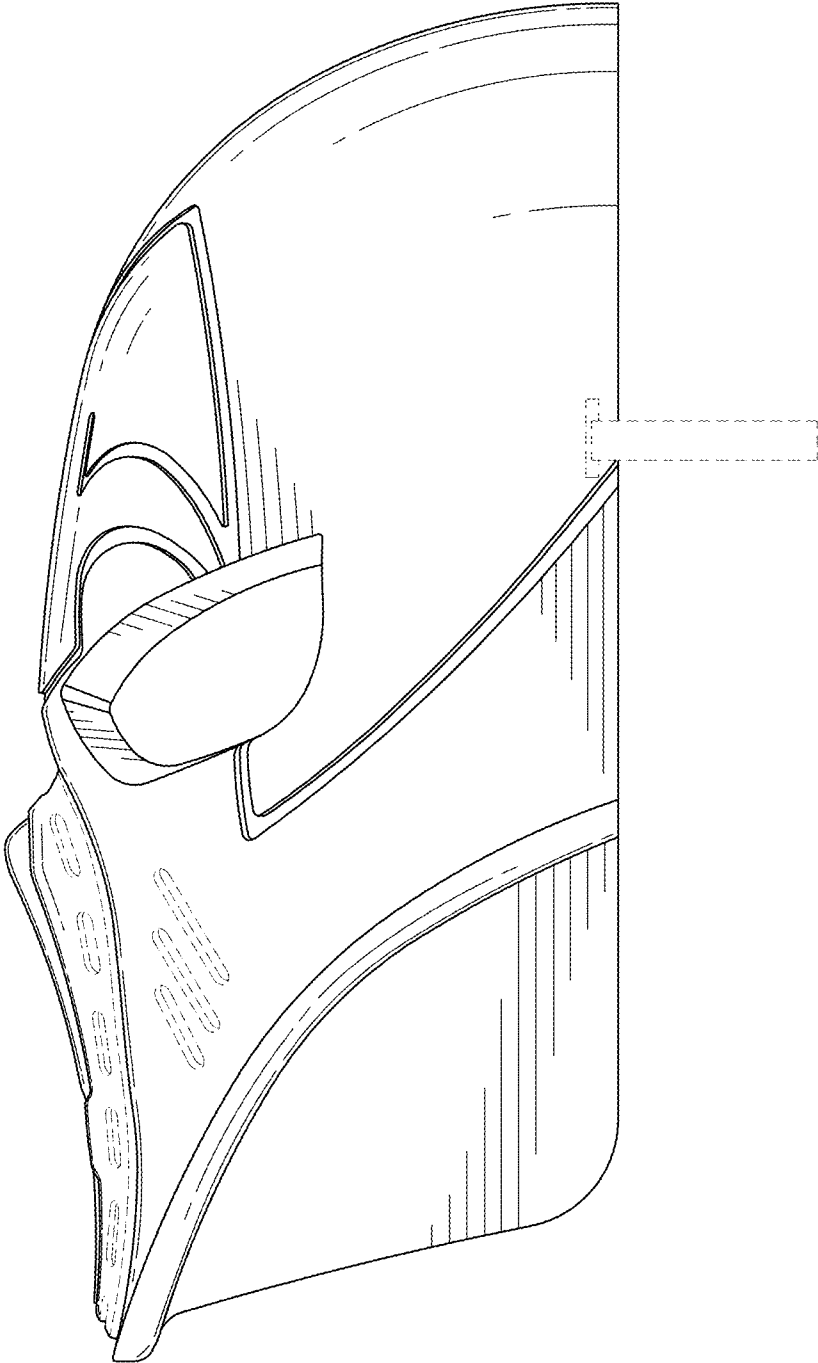


FIG. 4

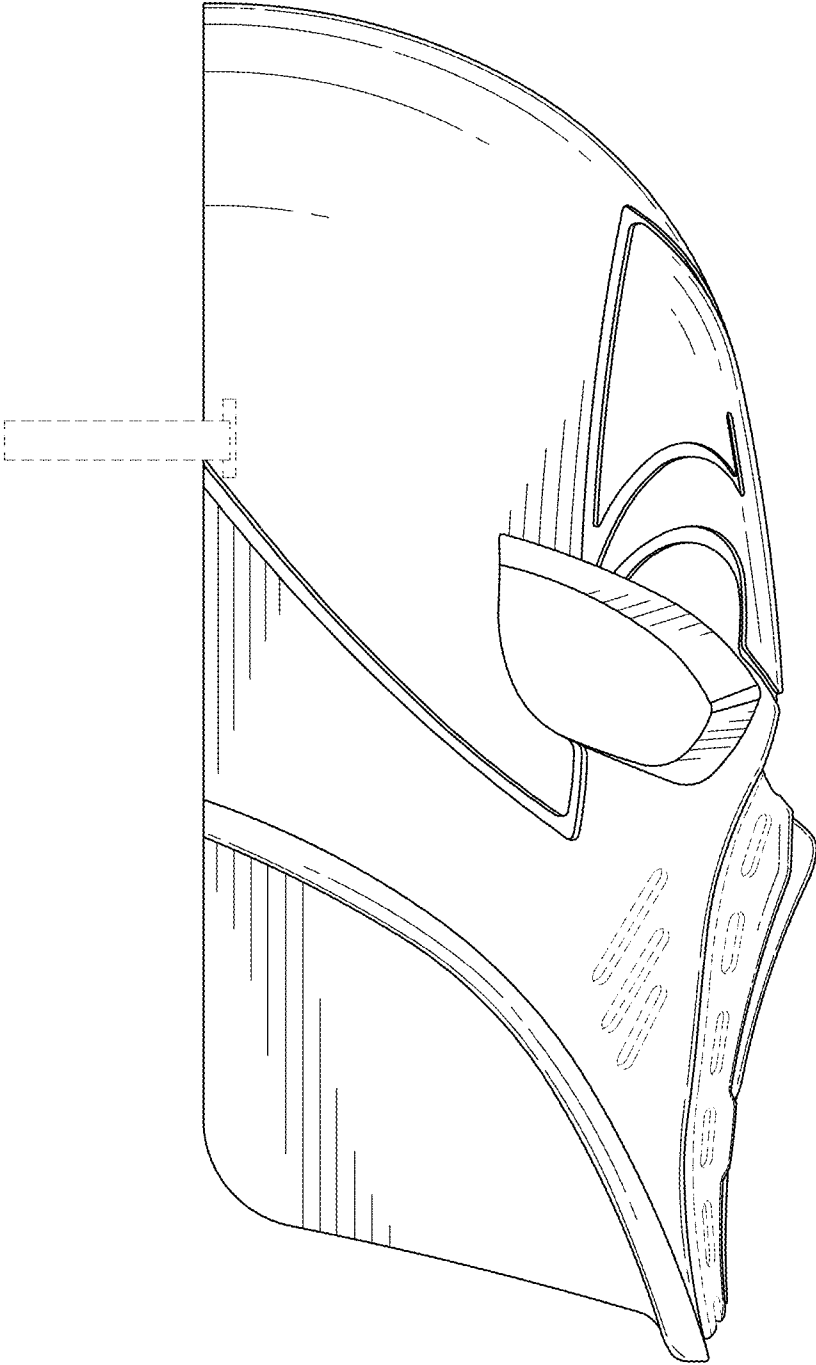


FIG. 5

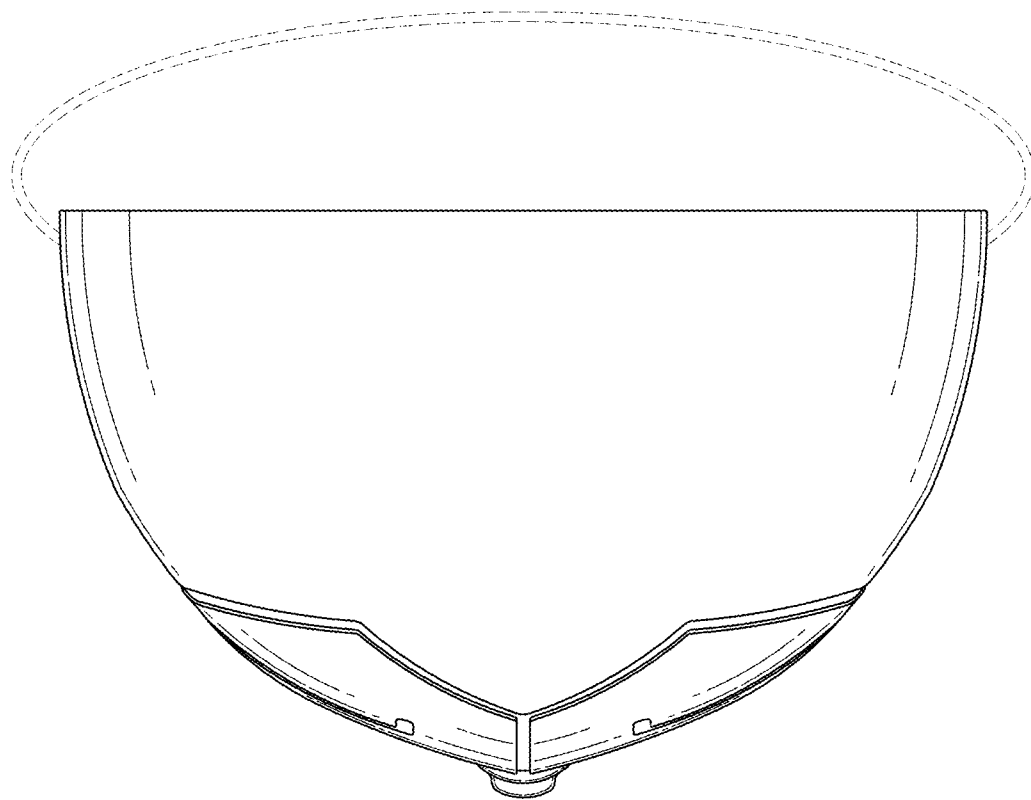


FIG. 6

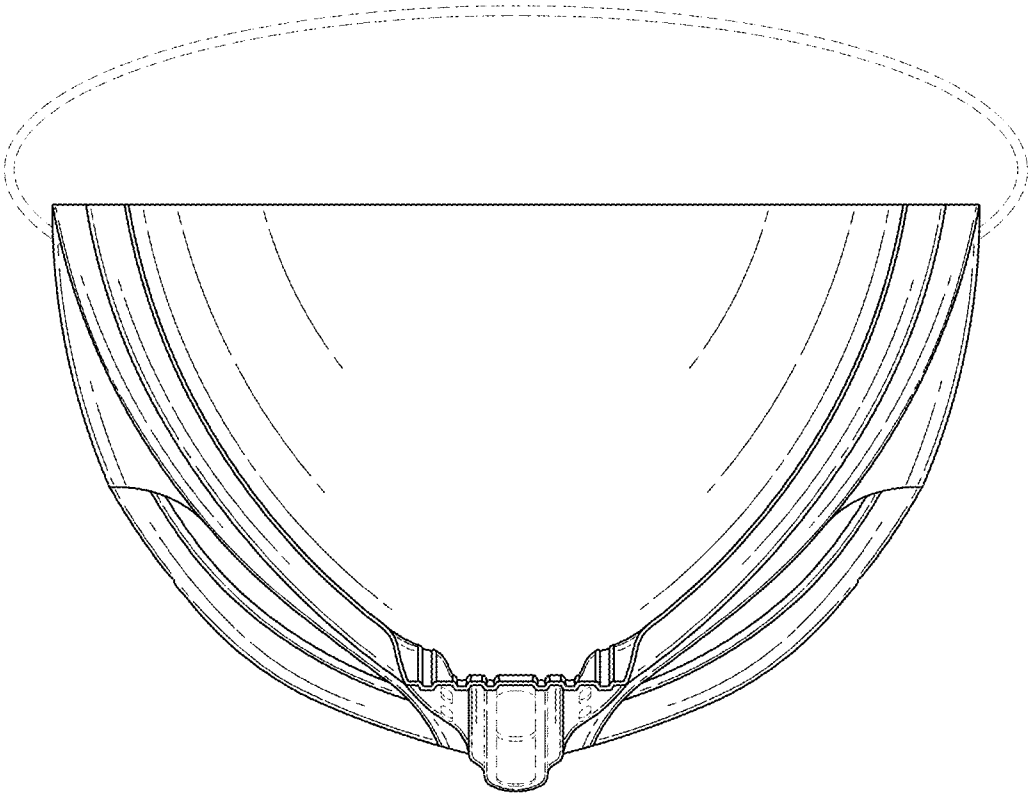


FIG. 7




FIG. 8