



US00D744852S

(12) **United States Design Patent**  
**Lee**

(10) **Patent No.:** **US D744,852 S**

(45) **Date of Patent:** **\*\* Dec. 8, 2015**

(54) **BOWTIE HOLDER**

(71) Applicant: **In Y. Lee**, Great Neck, NY (US)

(72) Inventor: **In Y. Lee**, Great Neck, NY (US)

(\*\*) Term: **14 Years**

(21) Appl. No.: **29/498,136**

(22) Filed: **Jul. 31, 2014**

(51) **LOC (10) Cl.** ..... **09-05**

(52) **U.S. Cl.**  
USPC ..... **D9/702**

(58) **Field of Classification Search**

USPC ..... D9/415, 436, 443, 418, 433, 457, 423,  
D9/425, 434, 444, 446, 456; 206/463, 494,  
206/750, 464, 495, 278, 471, 292, 767,  
206/736; D6/315; D11/222; 24/41.1, 43,  
24/95; 223/85-87; 248/340, 214; 229/75,  
229/103.3, 81; D20/22, 23, 27-28, 40;  
2/279, 130, 144, 145, 156

CPC ..... B65D 73/0071; B65D 85/18; A41B 3/12

See application file for complete search history.

(56) **References Cited**

**U.S. PATENT DOCUMENTS**

D323,069 S \* 1/1992 Leese ..... D6/315  
D427,640 S \* 7/2000 Derentz ..... D20/22  
D541,647 S \* 5/2007 Ashby et al. .... D9/415  
7,500,559 B2 \* 3/2009 Kim ..... 206/278  
D672,159 S \* 12/2012 Lee ..... D6/315

D688,441 S \* 8/2013 Kim ..... D2/606  
D718,063 S \* 11/2014 Lee ..... D6/315  
D718,628 S \* 12/2014 Lee ..... D9/457

\* cited by examiner

*Primary Examiner* — Caron D Veynar  
*Assistant Examiner* — Abraham Bahta  
(74) *Attorney, Agent, or Firm* — Notaro, Michalos & Zaccaria P.C.

(57) **CLAIM**

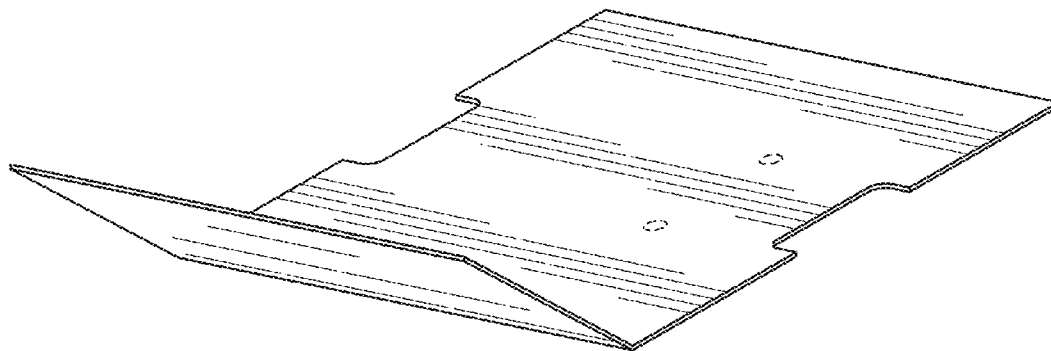
The ornamental design for a bowtie holder, as shown and described.

**DESCRIPTION**

FIG. 1 is a top, front right perspective view of a bowtie holder showing my new design therefor;  
FIG. 2 is a top plan view thereof;  
FIG. 3 is a bottom plan view thereof;  
FIG. 4 is a left side elevational view thereof;  
FIG. 5 is a right side elevational view thereof;  
FIG. 6 is a top plan view thereof;  
FIG. 7 is a bottom plan view thereof;  
FIG. 8 is a top, front right perspective view of a second embodiment of my invention;  
FIG. 9 is a top plan view thereof;  
FIG. 10 is a bottom plan view thereof;  
FIG. 11 is a left side elevational view thereof;  
FIG. 12 is a right side elevational view thereof;  
FIG. 13 is a top plan view thereof; and,  
FIG. 14 is a bottom plan view thereof.

The broken line showing of portions of the bowtie holder is included for the purpose of illustrating environmental structure and forms no part of the claimed design.

**1 Claim, 8 Drawing Sheets**



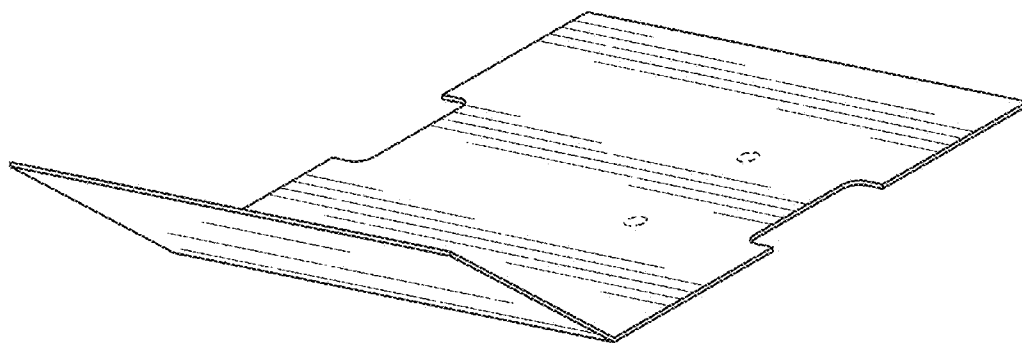


FIG. 1




FIG. 2




FIG. 3



FIG. 4



FIG. 5

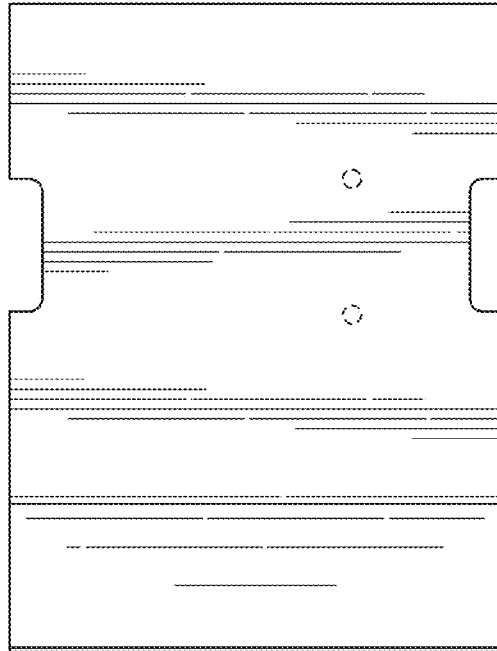


FIG. 6

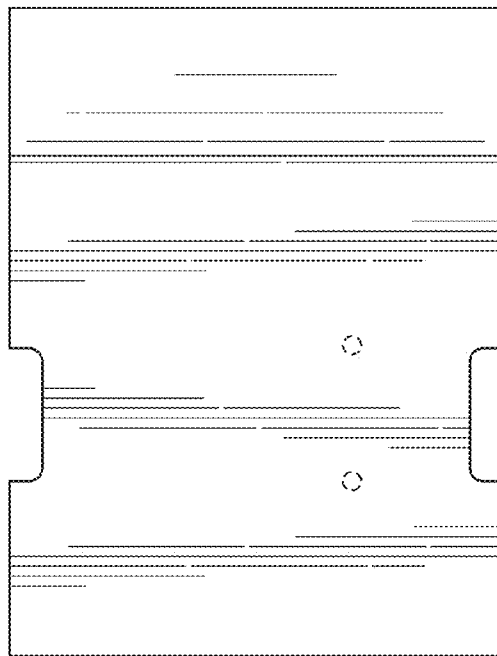


FIG. 7

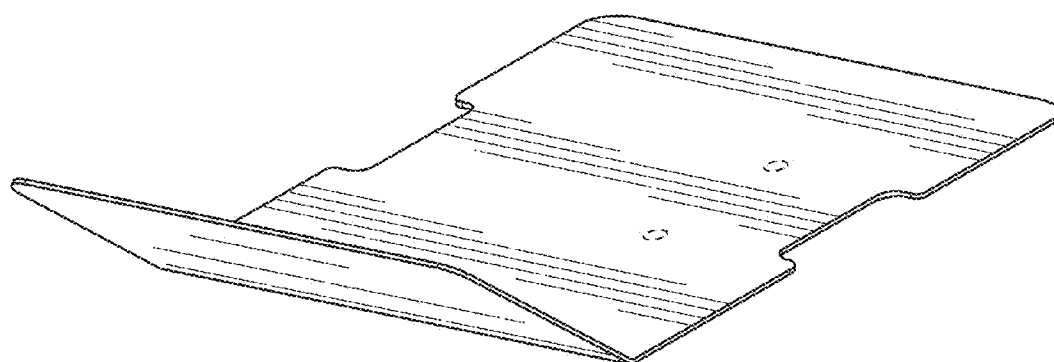


FIG. 8




FIG. 9




FIG. 10



FIG. 11



FIG. 12

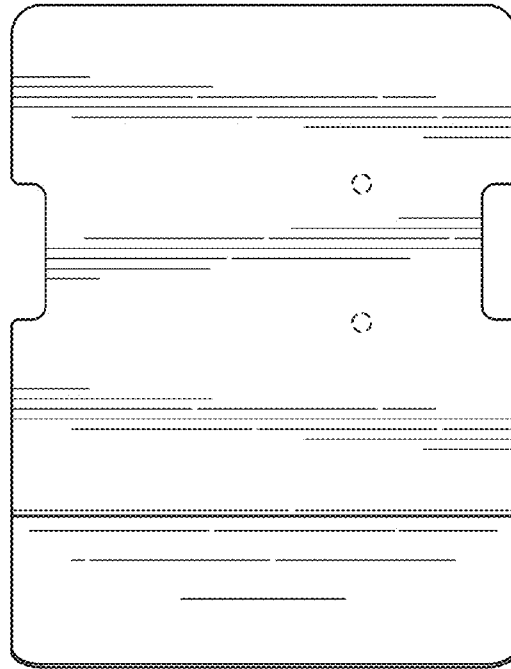


FIG. 13

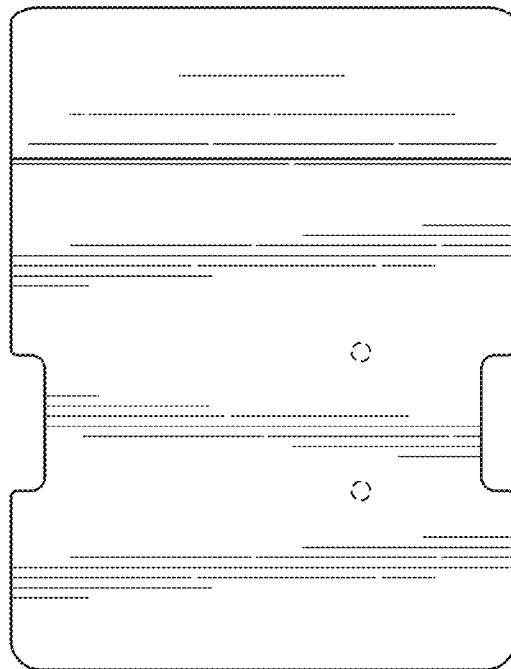


FIG. 14