



US00D747429S

(12) **United States Design Patent**
Larson, Jr.

(10) **Patent No.:** **US D747,429 S**

(45) **Date of Patent:** **** Jan. 12, 2016**

(54) **MUZZLE BRAKE**

(71) Applicant: **Rock River Arms, Inc.**, Colona, IL (US)

(72) Inventor: **Lester C. Larson, Jr.**, Colona, IL (US)

(73) Assignee: **Rock River Arms, Inc.**, Colona, IL (US)

(**) Term: **14 Years**

(21) Appl. No.: **29/503,730**

(22) Filed: **Sep. 29, 2014**

(51) **LOC (10) Cl.** **22-01**

(52) **U.S. Cl.**
USPC **D22/108**

(58) **Field of Classification Search**
USPC D22/108; D21/572-573
CPC F41A 21/34; F41A 21/325; F41A 21/32;
F41A 21/28

See application file for complete search history.

(56) **References Cited**

U.S. PATENT DOCUMENTS

D268,861 S	5/1983	Gwinn, Jr.	
D281,895 S	12/1985	McLain	
D358,861 S	5/1995	Gangl, Jr.	
D384,389 S	9/1997	Cyklich	
6,752,062 B2 *	6/2004	Vais	F41A 21/36 89/14.3
D515,169 S	2/2006	Bounds	
D532,072 S	11/2006	Price	
D534,235 S	12/2006	Price	
D536,054 S	1/2007	Price	
D666,687 S *	9/2012	Nierenberg	D22/108
D692,086 S *	10/2013	Nierenberg	D22/108
D694,355 S	11/2013	Hormann	
D711,491 S *	8/2014	Nierenberg	D22/108

D729,894 S *	5/2015	DeLuca	D22/108
D733,828 S *	7/2015	Larson, Jr.	D22/108
2011/0271575 A1 *	11/2011	Overbeek Bloem	F41A 21/325 42/90

OTHER PUBLICATIONS

“Muzzle Devices”, http://www.rockriverarms.com/index.cfm?fuseaction=category.display&category_id=276, published date unknown, but prior to the filing date of the present application, Rock River Arms, Inc., United States.
“MuzzleDevices”, https://web.archive.org/web/20131013064655/http://www.rockriverarms.com/index.cfm?fuseaction=categorydisplay&category_id=276 <https://web.archive.org/web/20131013064655/http://www.rockriverarms.com/index.cfm?fuseaction=category.display&category_id=276>, published date unknown, but prior to the file of U.S. Appl. No. 29/479,081, Rock River Arms, Inc., United States.

(Continued)

Primary Examiner — Michael A Pratt
(74) *Attorney, Agent, or Firm* — Banner & Witcoff, Ltd.

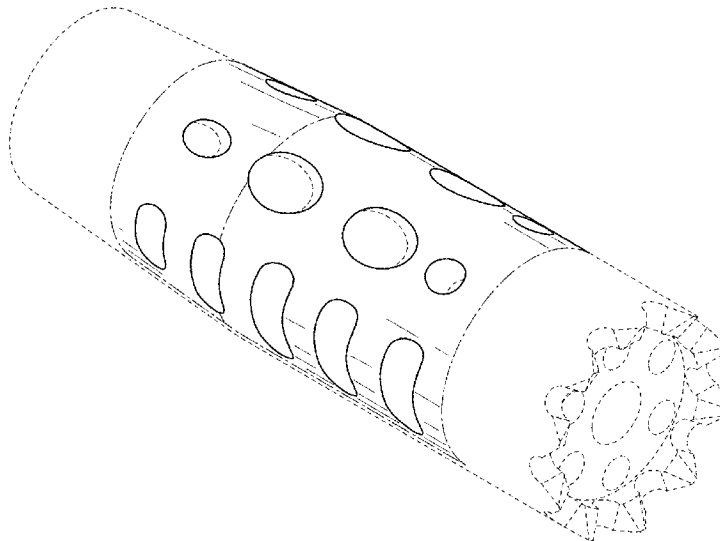
(57) **CLAIM**

The ornamental design for a muzzle brake, as shown and described.

DESCRIPTION

FIG. 1 is a top, front, left perspective view of a muzzle brake showing my new design;
FIG. 2 is a front view thereof;
FIG. 3 is a right side view thereof;
FIG. 4 is a left side view thereof; and,
FIG. 5 is a top view thereof.
The uneven-length broken line within the shaded area in FIGS. 1 and 3-5 is not claimed. The uneven-length broken lines immediately adjacent to the shaded area represent unclaimed boundaries of the claimed design. The even-length broken lines showing the remainder of the muzzle brake are for environmental purposes only and form no part of the claimed design.

1 Claim, 3 Drawing Sheets



(56)

References Cited

OTHER PUBLICATIONS

“Levang Linear Compensator—Ultimate AR15 Muzzle Brake”, <<http://vtsupply.com/levang-linear-compensator-ultimate-ar15-muzzle-brake-ar-15-comp.html>>, published date unknown, but prior to the filing date of the present application, Rock River Arms, Inc., United States.

“Model M&P15-22 Rifle”, <http://www.smith-wesson.com/webapp/wcs/stores/servlet/Product4_750001_750051_810111_1_757786_757784_757784_ProductDisplayErrorView_Y>, published date unknown, but prior to the filing date of the present application, Rock River Arms, Inc., United States.

* cited by examiner

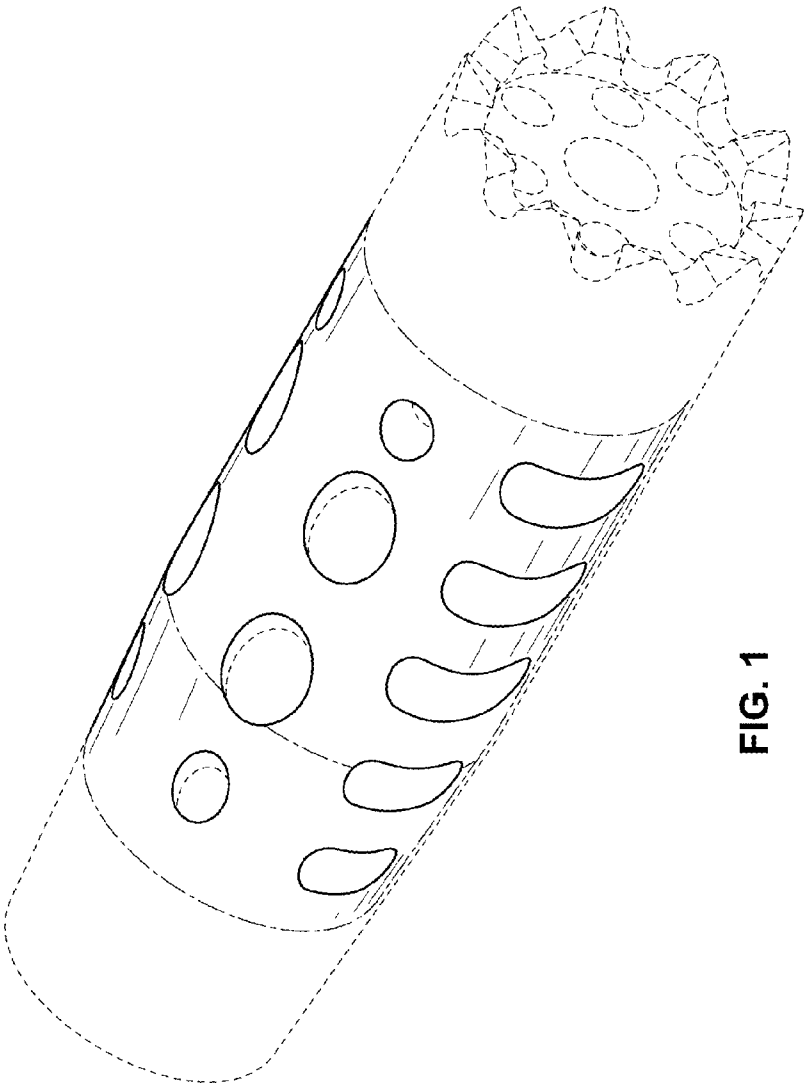


FIG. 1

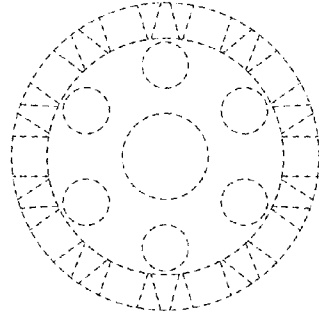


FIG. 2

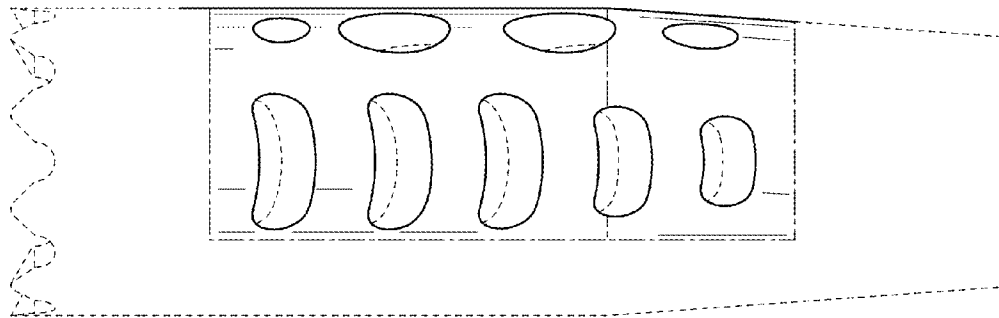


FIG. 3

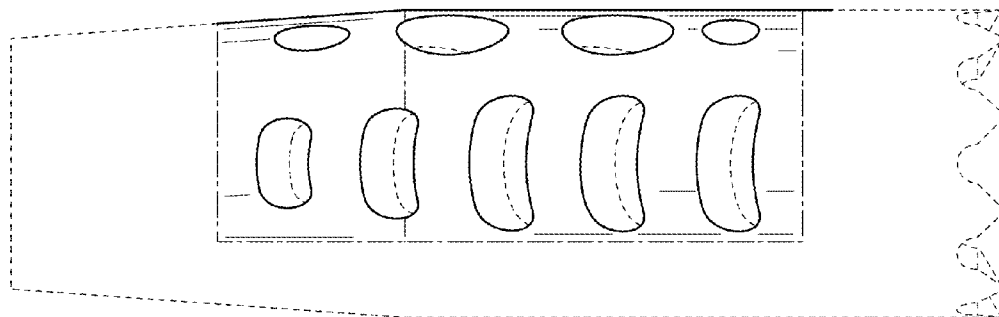


FIG. 4

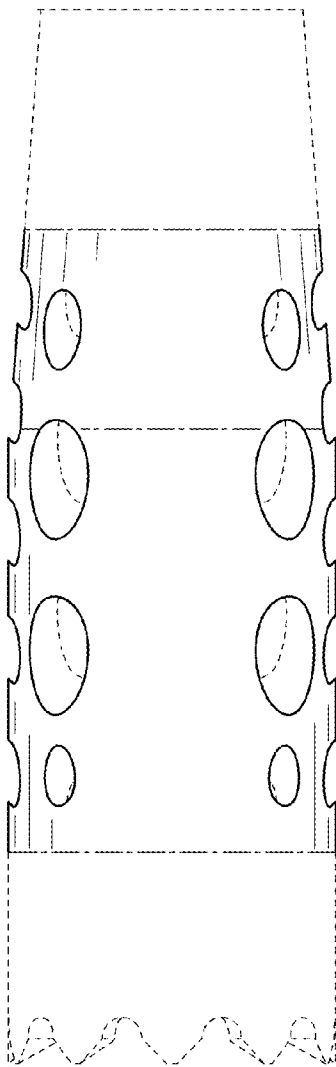


FIG. 5