US00D356785S

United States Patent [19]

Dickerson et al.

[11] Patent Number: Des. 356,785

[45] Date of Patent: ** Mar. 28, 1995

[54] **ROLLING WRIST SUPPORT FOR USE WITH A COMPUTER MOUSE**

[75] Inventors: **Lynn R. Dickerson**, Hephzibah, Ga.; **Bret P. Pool**, Santa Ana, Calif.

[73] Assignee: **ShadowTech International, Inc.**, Lawton, Okla.

[**] Term: **14 Years**

[21] Appl. No.: **5,510**

[22] Filed: **Mar. 4, 1993**

[52] **U.S. Cl.** **D14/114**

[58] **Field of Search** ..... D14/100, 114, 116; D18/12; 248/118, 118.1, 118.3, 346, 489, 917-924; 400/689-693, 715; 2/16, 161 A, 162; 273/54 B, 189 A; D29/20; D6/601; D24/190-192

[56] **References Cited**

U.S. PATENT DOCUMENTS

159,254	2/1875	French .	
D. 293,186	12/1987	Parnham	D6/601
D. 328,598	8/1992	Massey	D14/114
D. 342,245	12/1993	Krichever et al.	D14/116
3,123,403	3/1964	Hood	248/118
4,545,554	10/1985	Latino et al.	248/118.1
5,135,190	8/1992	Wilson	248/118.1
5,195,705	3/1993	Kline et al.	248/118.3
5,203,845	4/1993	Moore	248/118
5,265,835	11/1993	Nash	248/118

OTHER PUBLICATIONS

P. 5, Sep. 1992 Global Computer Supplies Catalog.
Pp. 26-27, DATA—CAL Premier 1992 catalog.
Pp. 2 and 65, 1992 MicroWarehouse catalog.
P. 11, 1992 Direct Safety Company Ergonomics catalog.

Primary Examiner—Wallace R. Burke
Assistant Examiner—M. H. Tung
Attorney, Agent, or Firm—Dunlap, Codding & Lee

[57] **CLAIM**

An ornamental design for a rolling wrist support for use with a computer mouse, as shown and described.

DESCRIPTION

FIG. **1** is a top plan view of a rolling wrist support for use with a computer mouse showing our new design;
FIG. **2** is a front view thereof;
FIG. **3** is a rear view thereof;
FIG. **4** is a side view thereof;
FIG. **5** is a side view thereof showing the side opposite that shown in FIG. **4**;
FIG. **6** is bottom plan view thereof; and,
FIG. **7** is a perspective view thereof, on a reduced scale, the broken line drawing of a forearm, hand and mouse is for illustrative purposes only and forms no part of the claimed design.

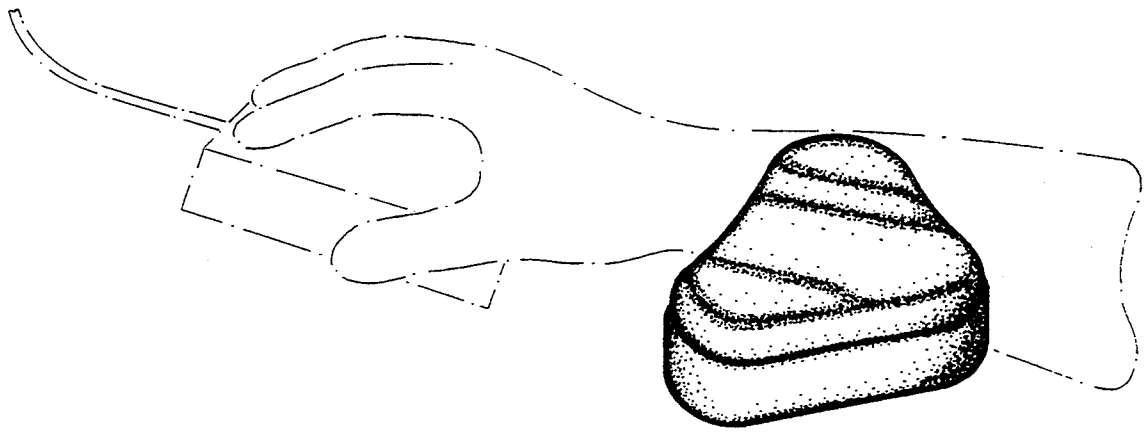

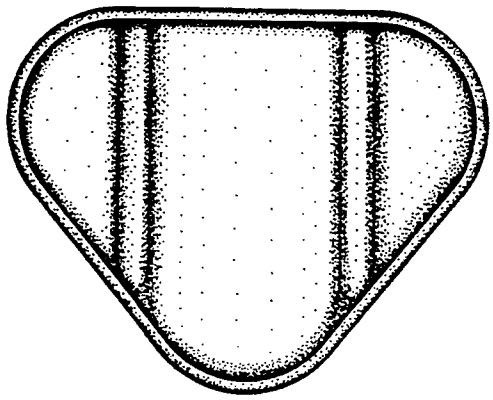

FIG. 1

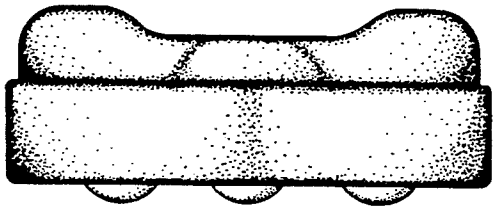

FIG. 2

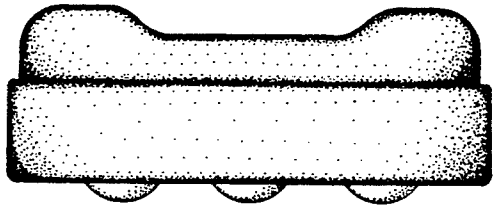

FIG. 3

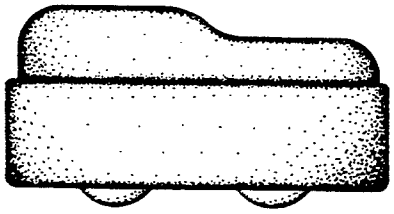

FIG. 4

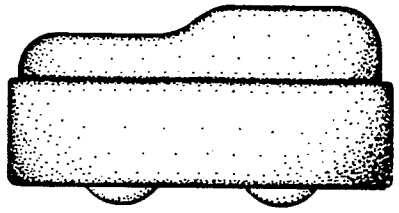

FIG. 5

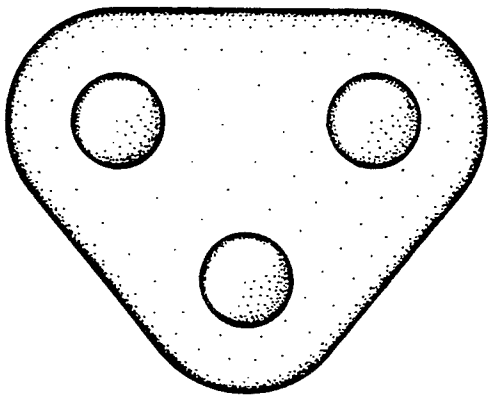

FIG. 5

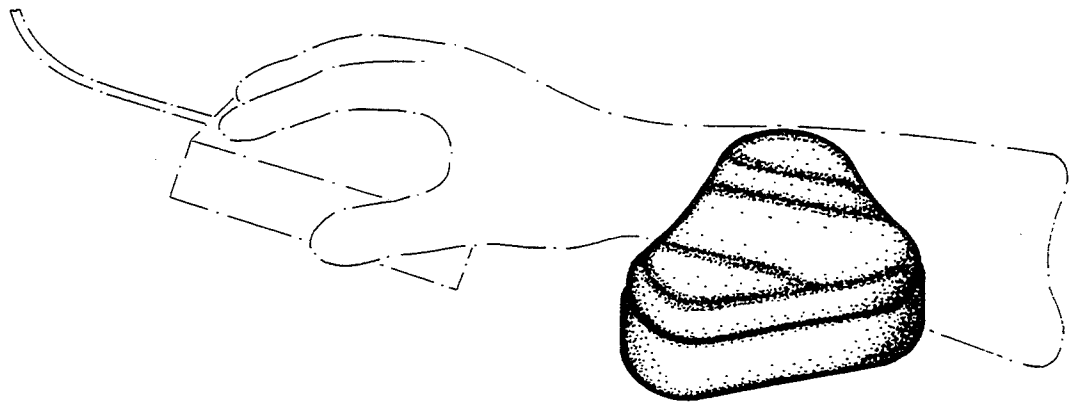

FIG. 7