

(No Model.)

H. L. HAWES.
LAMP CHIMNEY.

No. 256,679.

Patented Apr. 18, 1882.

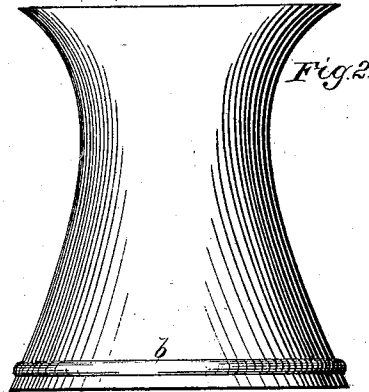
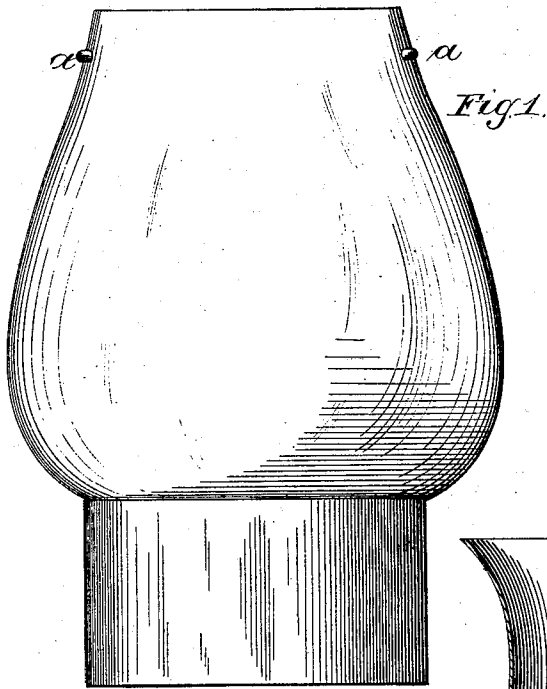
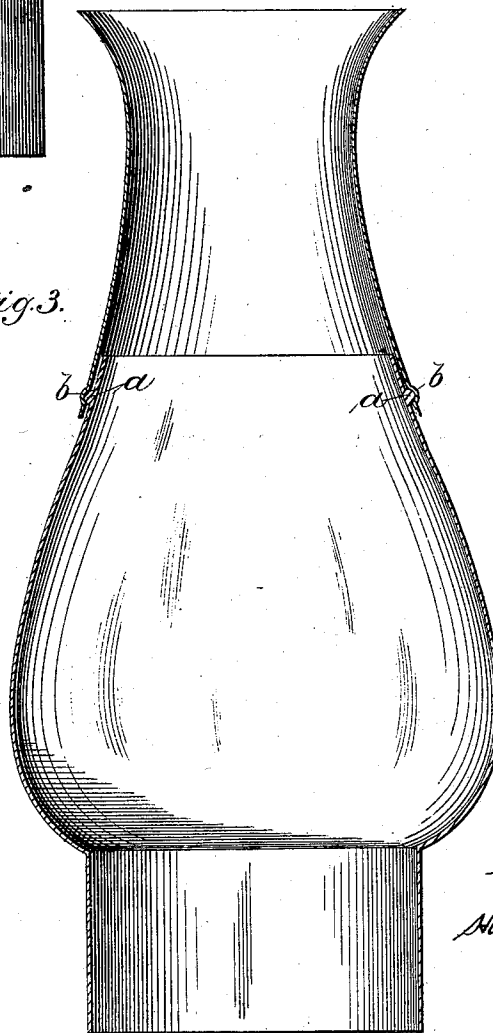


Fig. 3.



Witnesses.
J. L. Keatol
J. W. Bower

Inventor.
Harry L. Hawes

UNITED STATES PATENT OFFICE.

HARRY L. HAWES, OF WHITEWATER, WISCONSIN.

LAMP-CHIMNEY.

SPECIFICATION forming part of Letters Patent No. 256,679, dated April 18, 1882.

Application filed February 2, 1882. (No model.)

To all whom it may concern:

Be it known that I, HARRY L. HAWES, a citizen of the United States, residing at White-water, in the county of Walworth and State of Wisconsin, have invented a new and useful Improvement in Lamp-Chimneys, of which the following is a specification.

The object of my invention is to save breakage and secure durability, and at the same time to facilitate easy and convenient handling.

The nature of my invention consists in constructing a lamp-chimney of any desired form of a glass bottom and a metal top, and in so connecting them together that the metal and glass will only touch each other at such places as will be sufficient merely to securely hold the metal top on the glass bottom, and at the same time allow enough air to circulate between them to keep the glass from heating to such an extent as to endanger breaking it.

In the drawings hereto attached, Figure 1 represents the glass bottom of a lamp-chimney sufficiently long for the escape of the light from the blaze of the lamp. Fig. 2 represents a metal top or continuation of the glass bottom of a lamp-chimney; and Fig. 3 represents a lamp-chimney composed of a metal top and a glass bottom, and so joined together as to allow the air to circulate between to such an extent as will prevent heating the glass bottom, and at the same time to securely hold the metal top from falling off.

Fig. 1 is a hollow glass lamp-chimney, long enough for the escape of the light, so constructed that at or near to the top are three or more projections, *a a a*, on the outside and opposite to each other.

Fig. 2 is a cylinder, bell-shaped at the top, and

made of metal, and hollow, with a little groove, *b*, at or near its lower end, extending around it on the inside. This may be made of any metal suitable and of any desired shape. The lower end should be a little larger than the top end of Fig. 1, so that it will spring over the projections *a a a* and rest only on them without coming in contact at any other point.

Fig. 3 is a hollow lamp-chimney, composed of a glass bottom and a metal top, secured together by the groove *b b* springing over the projections *a a a*, and said projections *a a a* meshing into the groove *b b*, and thus forming a lock sufficient to hold the top securely on without touching each other, except at the points *a a a* and *b b*, and leaving a space between them at all other points except those of contact for the air to circulate through, and thereby prevent the heating of the glass to such an extent as to endanger breaking.

Having described my invention, what I claim as new, and desire to secure by Letters Patent, is—

1. The lamp-chimney composed of a glass bottom and a metal top, and so joined together as to admit a circulation of air between them, to prevent heating the bottom, and thereby save breakage, substantially as described.

2. A lamp-chimney composed of a metal top and a glass bottom, fastened together by means of a groove on the inside of the metal top, sprung over three or more projections on the outside of the glass bottom, which mesh into the groove in the metal top, substantially as described.

HARRY L. HAWES.

In presence of—

R. T. MARTIN,
K. C. NICHOLS.