

Aug. 11, 1936.

M. J. FREEDMAN

Des. 100,815

RING FRAME

Filed June 23, 1936

Fig. 1.

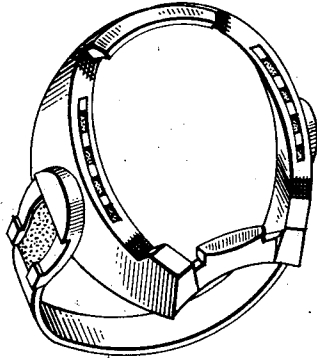


Fig. 2.

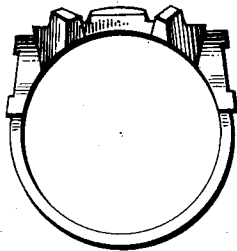


Fig. 3.

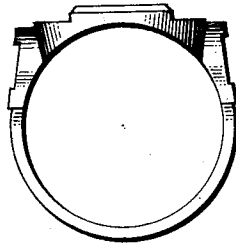


Fig. 4.

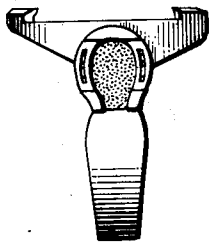
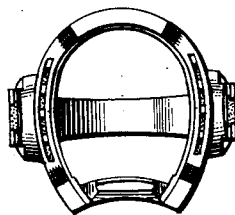


Fig. 5.



INVENTOR
Marvin J. Freedman,
BY
Beau, Brooks, Buckley & Beau
ATTORNEY

UNITED STATES PATENT OFFICE

100,815

DESIGN FOR A RING FRAME

Marvin J. Freedman, Buffalo, N. Y.

Application June 23, 1936, Serial No. 63,445

Term of patent $3\frac{1}{2}$ years

To all whom it may concern:

Be it known that I, Marvin J. Freedman, a citizen of the United States, residing at Buffalo, in the county of Erie and State of New York, have invented a new, original, and ornamental Design for a Ring Frame, of which the following is a specification, reference being had to the accompanying drawing, forming part thereof.

Fig. 1 is a perspective view of my new design for a ring frame;

Fig. 2 is an elevational view of one end thereof;
Fig. 3 is an elevational view of the opposite end thereof;

Fig. 4 is a side elevational view thereof; and
Fig. 5 is a top plan view thereof.

I claim:

The ornamental design for a ring frame, as shown.

MARVIN J. FREEDMAN.