



US00D346432S

United States Patent [19]

[11] Patent Number: **Des. 346,432**

Van Meter

[45] Date of Patent: **** Apr. 26, 1994**

[54] **INSULATED HOUSING FOR OUTSIDE WATER FAUCET**

| | | | |
|-----------|--------|---------|---------|
| 4,380,245 | 4/1983 | Hefner | 137/375 |
| 4,456,027 | 6/1984 | Belgard | 137/375 |
| 4,577,655 | 3/1986 | Carroll | 137/375 |

[76] Inventor: **Joseph R. Van Meter**, 11715 237th Ave. Ct. East, Buckley, Wash. 98321

Primary Examiner—James R. Largen
Attorney, Agent, or Firm—S. Michael Bender

[**] Term: **14 Years**

[57] **CLAIM**

[21] Appl. No.: **745,105**

The ornamental design for a insulated housing for outside water faucet, as shown and described.

[22] Filed: **Aug. 14, 1991**

[52] U.S. Cl. **D23/249**

[58] Field of Search 4/661; 137/360, 375; D23/259, 262

DESCRIPTION

[56] **References Cited**

U.S. PATENT DOCUMENTS

| | | | |
|------------|---------|----------------|---------|
| D. 237,178 | 10/1975 | Wilson | D23/259 |
| 2,686,530 | 8/1954 | Dire | 137/375 |
| 4,103,701 | 8/1978 | Jeng | 137/375 |
| 4,244,394 | 1/1981 | Hartselle, III | 137/375 |

FIG. 1 is a front elevational view of the insulated housing for outside water faucet showing my new design; FIG. 2 is a rear elevational view thereof; FIG. 3 is a left side elevational view thereof; FIG. 4 is a right side elevational view thereof; FIG. 5 is a top plan view thereof; FIG. 6 is a bottom plan view thereof; and, FIG. 7 is an exploded perspective view thereof.




FIG. 1




FIG. 2

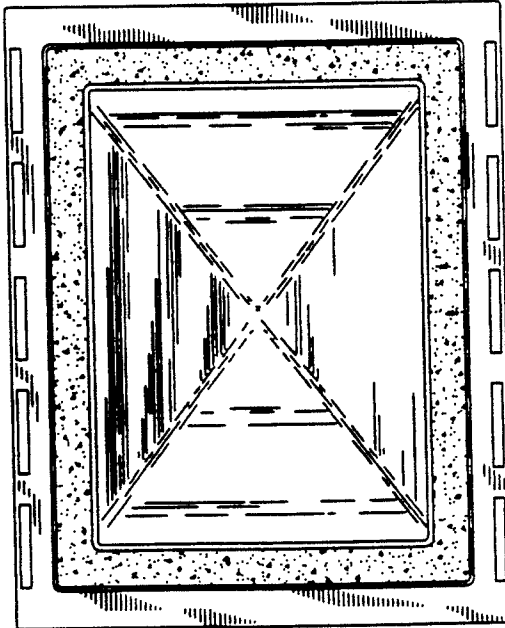


FIG. 3

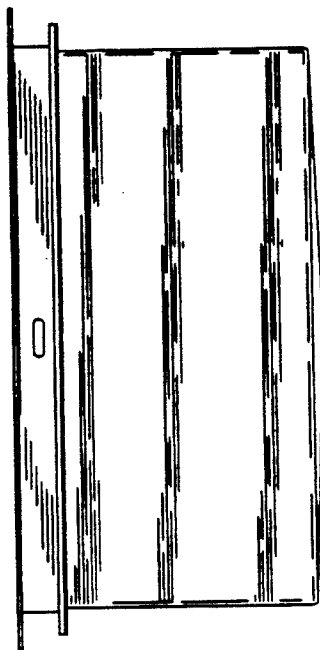


FIG. 4

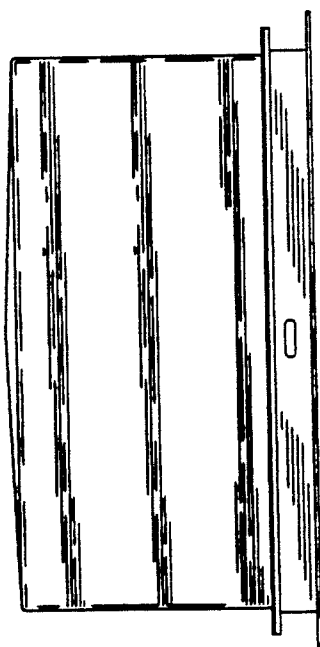


FIG. 5

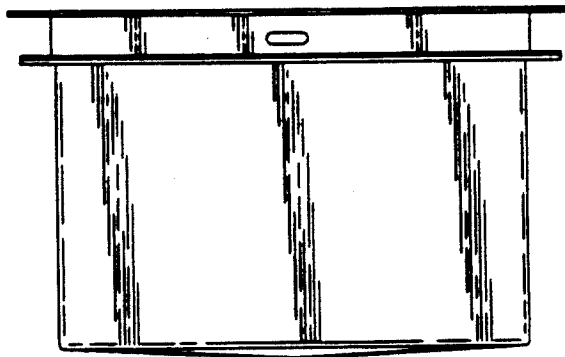


FIG. 6

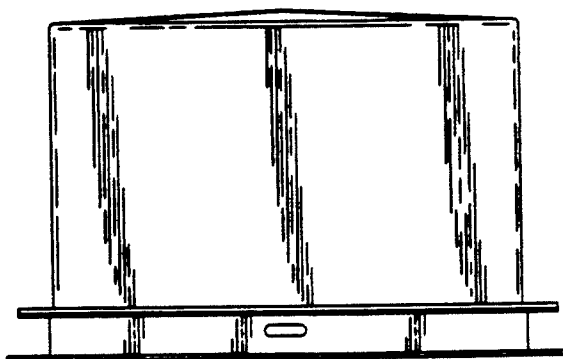


FIG. 7

