



US00D759787S

(12) **United States Design Patent**
Molock

(10) **Patent No.:** **US D759,787 S**

(45) **Date of Patent:** **** Jun. 21, 2016**

(54) **GAS CYLINDER CAP RETAINER**

(71) Applicant: **Jefferson Shane Molock**, Benton, AR
(US)

(72) Inventor: **Jefferson Shane Molock**, Benton, AR
(US)

(**) Term: **14 Years**

(21) Appl. No.: **29/518,561**

(22) Filed: **Feb. 25, 2015**

(51) **LOC (10) Cl.** **23-01**

(52) **U.S. Cl.**
USPC **D23/206**

(58) **Field of Classification Search**
USPC D23/202, 206; D8/370, 373; 248/309.1,
248/302, 312, 315

See application file for complete search history.

(56) **References Cited**

U.S. PATENT DOCUMENTS

1,326,853	A	12/1919	Davis	
2,397,440	A	3/1946	Schwartz	
2,444,350	A *	6/1948	Harpster	H02G 11/003 24/548
2,971,045	A	2/1961	August	
D226,555	S	3/1973	Weber	
3,964,508	A	6/1976	Miller	
4,320,853	A	3/1982	Moore	
D294,171	S	2/1988	Kostanecki	
D304,610	S	11/1989	Conaway	
D311,327	S *	10/1990	Hughes	D32/54
D335,009	S *	4/1993	Kunkel	248/211
6,164,482	A	12/2000	Araki	
6,332,553	B1	12/2001	Yamada	
6,478,180	B1	11/2002	Dehn, Sr.	

7,025,222	B2	4/2006	Hagano	
7,137,607	B2 *	11/2006	Hibbs	B62J 11/00 248/112
7,281,640	B2	10/2007	Hagano	
7,748,677	B2 *	7/2010	Neckel	F16M 13/02 248/302
D646,961	S *	10/2011	Hampton	D8/370
8,141,736	B2	3/2012	Takahashi	
8,707,886	B2	4/2014	Taylor	
D709,163	S	7/2014	Deruntz	
D715,134	S *	10/2014	Wells	D8/370

* cited by examiner

Primary Examiner — Robin V Webster

(74) *Attorney, Agent, or Firm* — Stephen D. Carver

(57) **CLAIM**

The ornamental design for a gas cylinder cap retainer, as shown and described.

DESCRIPTION

FIG. 1 is a frontal isometric view of my gas cylinder cap retainer;
 FIG. 2 is a front plan view thereof;
 FIG. 3 is a rear plan view thereof;
 FIG. 4 is a right side elevational view thereof;
 FIG. 5 is a left side elevational view thereof;
 FIG. 6 is a top plan view thereof;
 FIG. 7 is a bottom plan view thereof; and,
 FIG. 8 is an isometric view of the gas cylinder cap retainer, with the environment shown in dashed lines.
 The gas cylinder and the cylinder cap does not comprise part of this invention.
 The retainer is shown fragmented to indicate non-specified length.

1 Claim, 4 Drawing Sheets

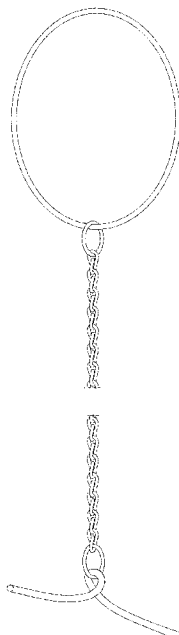
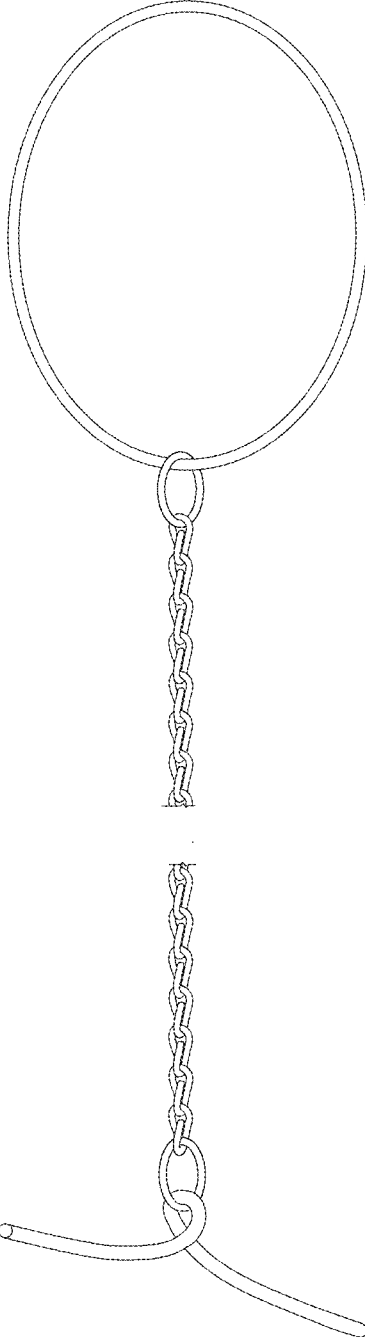


FIG. 1



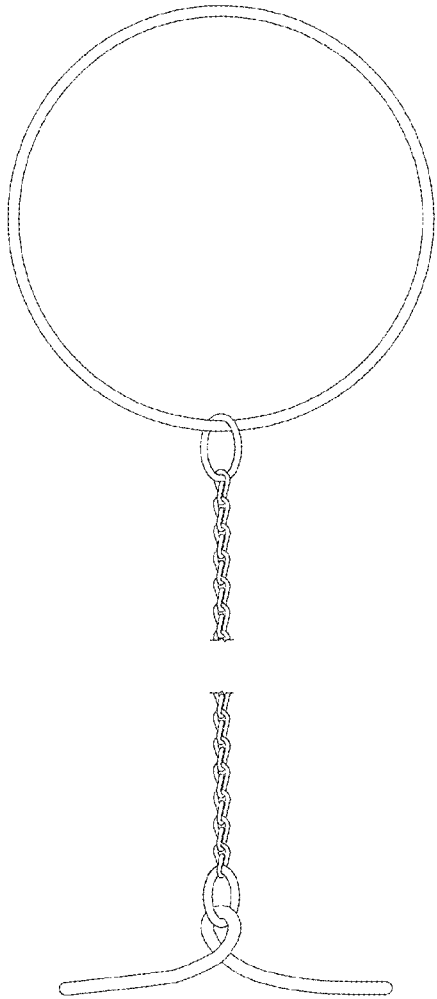


FIG. 2

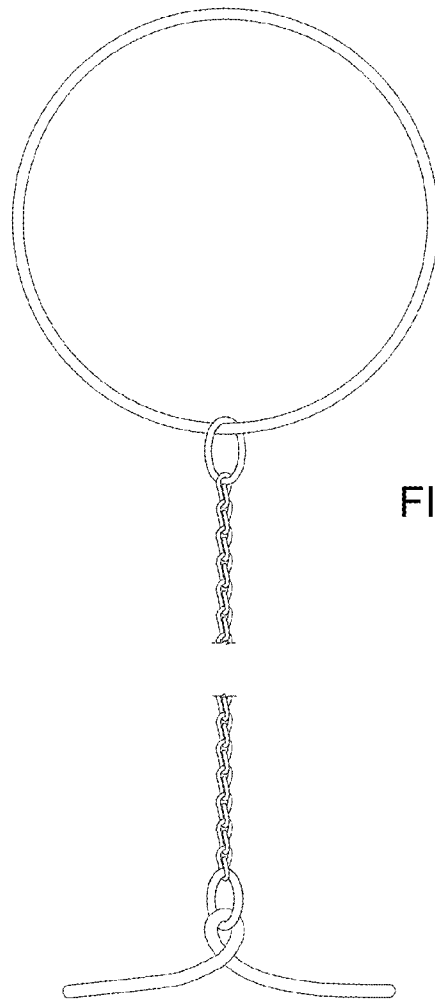


FIG. 3

FIG. 4



FIG. 5




FIG. 6

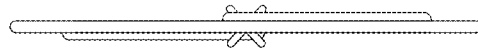


FIG. 7

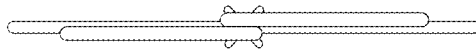


FIG. 8

