US00D334085S

# United States Patent [19]

Niemann

[11] Patent Number: Des. 334,085

[45] Date of Patent: ** Mar. 16, 1993

[54] **FINGER AND HAND PROTECTOR**

[76] Inventor: **James J. Niemann**, 311 W. Kreke, Effingham, Ill. 62401

[**] Term: **14 Years**

[21] Appl. No.: **473,718**

[22] Filed: **Feb. 2, 1990**

[52] **U.S. Cl.** ..... **D29/20**

[58] **Field of Search** ..... D29/10, 20, 99; D24/190, 192; D2/610; 2/59, 2, 16, 22, 23

[56] **References Cited**

U.S. PATENT DOCUMENTS

| | | | |
|---|---|---|---|
| 1,004,717 | 10/1911 | White | D29/10 |
| 1,801,437 | 4/1931 | Loun et al. | 2/22 |
| 2,338,424 | 1/1944 | Giardini | 2/22 |
| 2,715,990 | 8/1955 | Austin | D29/20 |
| 3,945,045 | 3/1976 | Rhee | 2/16 |
| 4,062,073 | 12/1977 | Rhee | 2/16 |
| 4,400,829 | 8/1983 | Willis | 2/16 |
| 4,707,861 | 11/1987 | Lavoie et al. | 2/17 |

*Primary Examiner*—James R. Largen
*Assistant Examiner*—Ruth McInvoy
*Attorney, Agent, or Firm*—Terry M. Gernstein

[57] **CLAIM**

The ornamental design for a finger and hand protector, as shown and described.

**DESCRIPTION**

FIG. **1** is a rear perspective view of a finger and hand protector showing my new design;
FIG. **2** is a front perspective view thereof;
FIG. **3** is a front elevational view thereof;
FIG. **4** is a rear elevational view thereof;
FIG. **5** is a left side elevational view thereof; and,
FIG. **6** is a right side elevational view thereof.

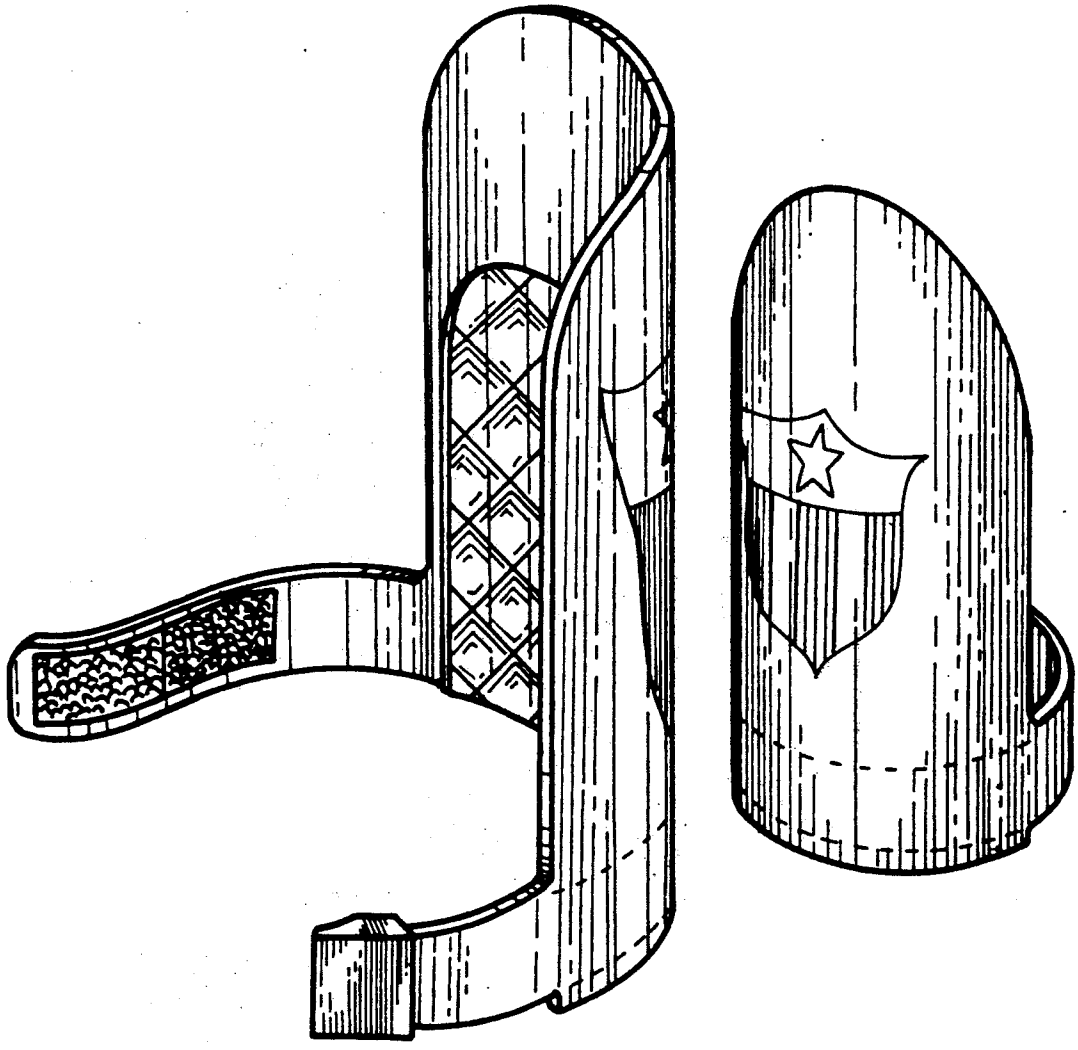

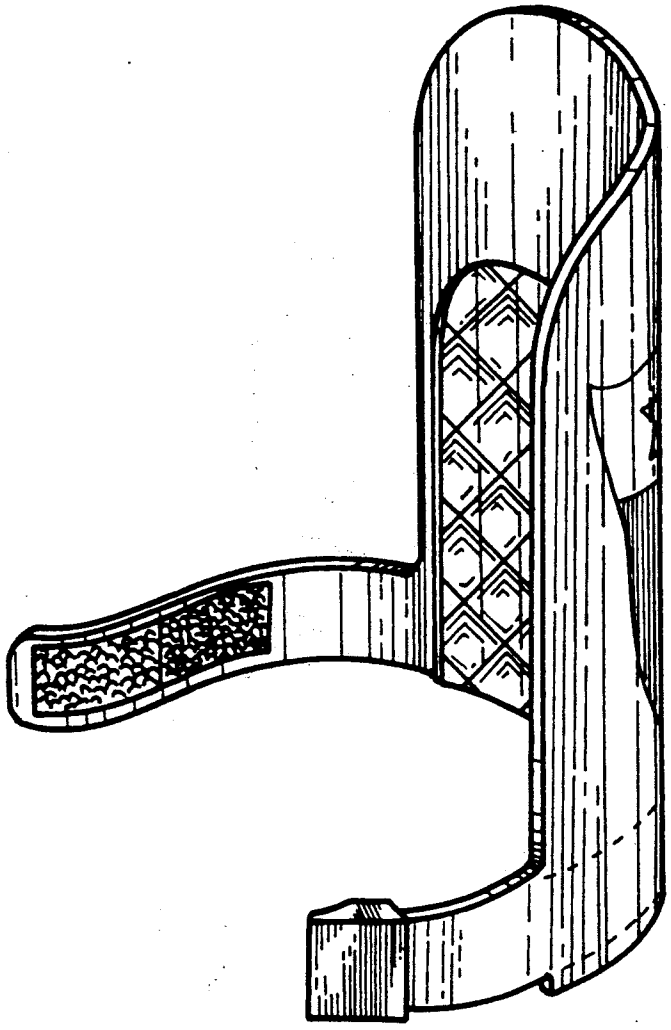

FIG. 1

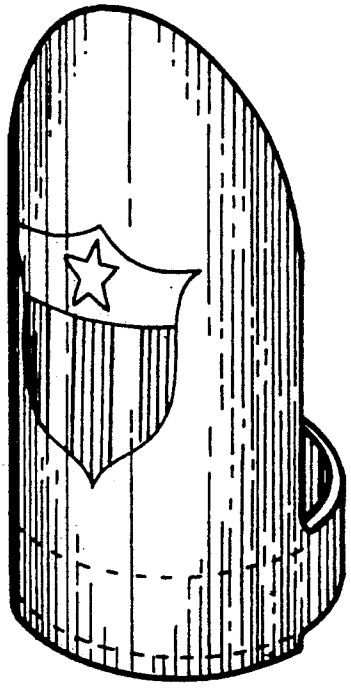

FIG. 2

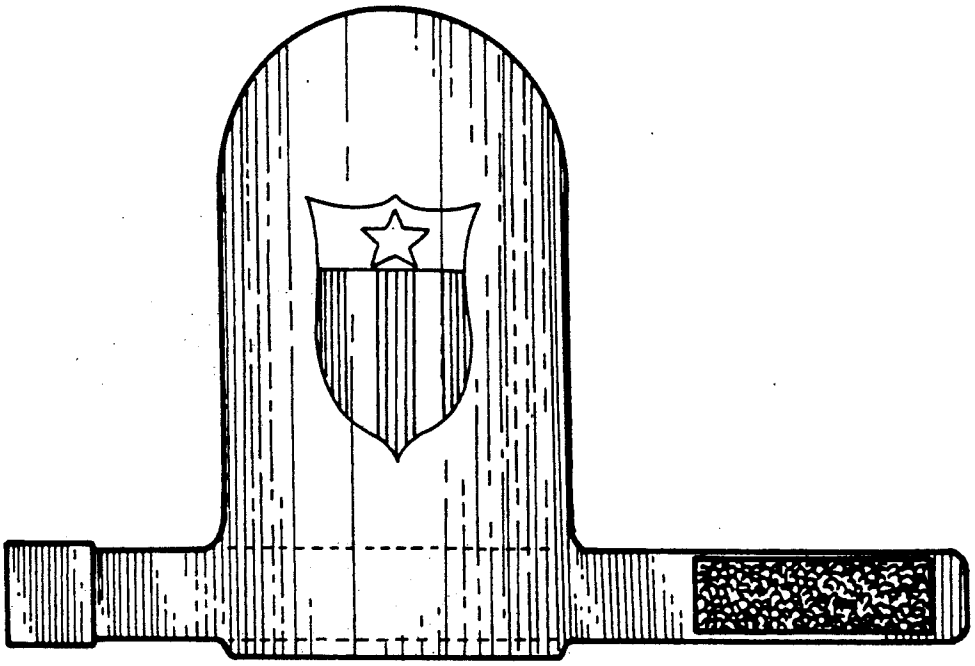

FIG. 3

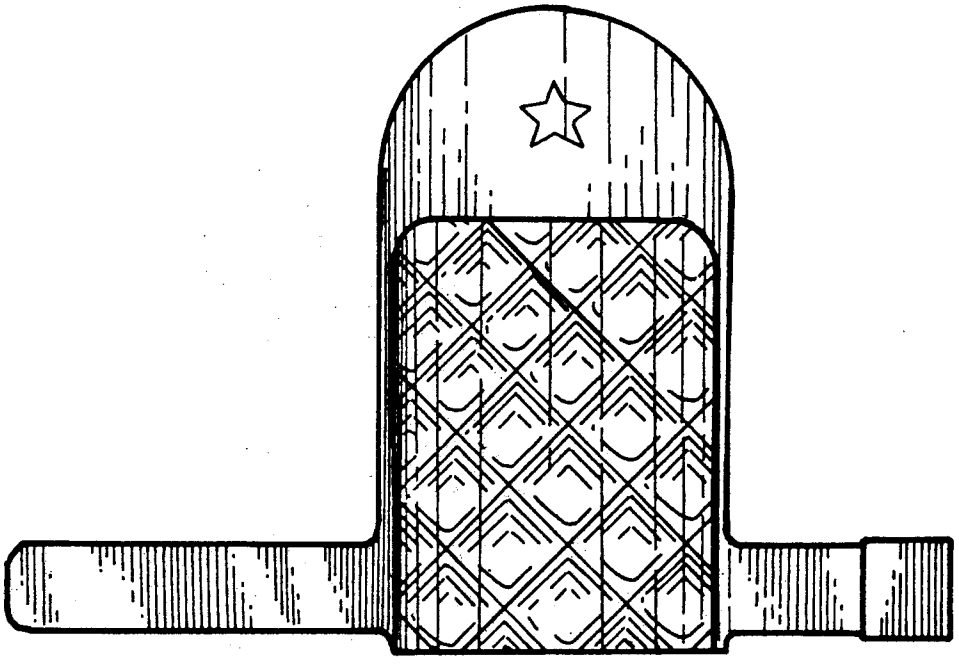

FIG. 4



FIG. 5

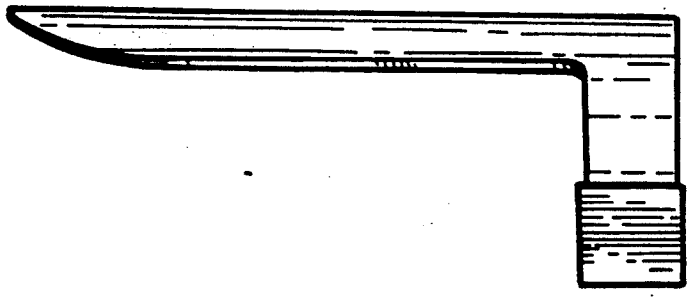

FIG. 6